


TxD
T1310.6 C766R 97/03/01

NON-CIRCULATING


TEXAS STATE
DOCUMENTS COLLECTION

CONSTRUCTION REPORT



**CONSTRUCTION AND
MAINTENANCE DIVISION
TEXAS DEPARTMENT
OF TRANSPORTATION**

MARCH 1, 1997



STATE OF NEW YORK
ARCHIVES COLLECTION

NON-REGULATING

1911


STATE OF NEW YORK

1911




TEXAS COUNTIES
TEXAS DEPARTMENT OF TRANSPORTATION

| Co. No. | County Name | Dist. No. | Co. No. | County Name | Dist. No. | Co. No. | County Name | Dist. No. | Co. No. | County Name | Dist. No. |
|---------|---------------|-----------|---------|-------------|-----------|---------|-------------|-----------|---------|---------------|-----------|
| 1 | Anderson | 10 | 65 | Donley | 25 | 129 | Karnes | 16 | 192 | Reagan | 7 |
| 2 | Andrews | 6 | 66 | Kenedy | 21 | 130 | Kaufman | 18 | 193 | Real | 7 |
| 3 | Angelina | 11 | 67 | Duval | 22 | 131 | Kendall | 15 | 194 | Red River | 1 |
| 4 | Aransas | 16 | 68 | Eastland | 23 | 66 | Kenedy | 21 | 195 | Reeves | 6 |
| 5 | Archer | 3 | 69 | Ector | 6 | 132 | Kent | 8 | 196 | Refugio | 16 |
| 6 | Armstrong | 4 | 70 | Edwards | 7 | 133 | Kerr | 15 | 197 | Roberts | 4 |
| 7 | Atascosa | 15 | 71 | Ellis | 18 | 134 | Kimble | 7 | 198 | Robertson | 17 |
| 8 | Austin | 13 | 72 | El Paso | 24 | 135 | King | 25 | 199 | Rockwall | 18 |
| 9 | Bailey | 5 | 73 | Erath | 2 | 136 | Kinney | 22 | 200 | Runnels | 7 |
| 10 | Bandera | 15 | 74 | Falls | 9 | 137 | Kieberg | 16 | 201 | Rusk | 10 |
| 11 | Bastrop | 14 | 75 | Fannin | 1 | 138 | Knox | 25 | 202 | Sabine | 11 |
| 12 | Baylor | 3 | 76 | Fayette | 13 | 139 | Lamar | 1 | 203 | San Augustine | 11 |
| 13 | Bee | 16 | 77 | Fisher | 8 | 140 | Lamb | 5 | 204 | San Jacinto | 11 |
| 14 | Bell | 9 | 78 | Floyd | 5 | 141 | Lampasas | 23 | 205 | San Patricio | 16 |
| 15 | Bexar | 15 | 79 | Foard | 25 | 142 | LaSalle | 22 | 206 | San Saba | 23 |
| 16 | Blanco | 14 | 80 | Fort Bend | 12 | 143 | Lavaca | 13 | 207 | Schleicher | 7 |
| 17 | Borden | 8 | 81 | Franklin | 1 | 144 | Lee | 14 | 208 | Scurry | 8 |
| 18 | Bosque | 9 | 82 | Freestone | 17 | 145 | Leon | 17 | 209 | Shackelford | 8 |
| 19 | Bowie | 19 | 83 | Frio | 15 | 146 | Liberty | 20 | 210 | Shelby | 11 |
| 20 | Brazoria | 12 | 84 | Gaines | 5 | 147 | Limestone | 9 | 211 | Sherman | 4 |
| 21 | Brazos | 17 | 85 | Galveston | 12 | 148 | Lipscomb | 4 | 212 | Smith | 10 |
| 22 | Brewster | 24 | 86 | Garza | 5 | 149 | Live Oak | 16 | 213 | Somervell | 2 |
| 23 | Briscoe | 25 | 87 | Gillespie | 14 | 150 | Llano | 14 | 214 | Starr | 21 |
| 24 | Brooks | 21 | 88 | Glasscock | 7 | 151 | Loving | 6 | 215 | Stephens | 23 |
| 25 | Brown | 23 | 89 | Goliad | 16 | 152 | Lubbock | 5 | 216 | Sterling | 7 |
| 26 | Burleson | 17 | 90 | Gonzales | 13 | 153 | Lynn | 5 | 217 | Stonewall | 8 |
| 27 | Burnet | 14 | 91 | Gray | 4 | 154 | Madison | 17 | 218 | Sutton | 7 |
| 28 | Caldwell | 14 | 92 | Grayson | 1 | 155 | Marion | 19 | 219 | Swisher | 5 |
| 29 | Calhoun | 13 | 93 | Gregg | 10 | 156 | Martin | 6 | 220 | Tarrant | 2 |
| 30 | Callahan | 8 | 94 | Grimes | 17 | 157 | Mason | 14 | 221 | Taylor | 8 |
| 31 | Cameron | 21 | 95 | Guadalupe | 15 | 158 | Matagorda | 13 | 222 | Terrell | 6 |
| 32 | Camp | 19 | 96 | Hale | 5 | 159 | Maverick | 22 | 223 | Terry | 5 |
| 33 | Carson | 4 | 97 | Hall | 25 | 160 | McCulloch | 23 | 224 | Throckmorton | 3 |
| 34 | Cass | 19 | 98 | Hamilton | 9 | 161 | McLennan | 9 | 225 | Titus | 19 |
| 35 | Castro | 5 | 99 | Hansford | 4 | 162 | McMullen | 15 | 226 | Tom Green | 7 |
| 36 | Chambers | 20 | 100 | Hardeman | 25 | 163 | Medina | 15 | 227 | Travis | 14 |
| 37 | Cherokee | 10 | 101 | Hardin | 20 | 164 | Menard | 7 | 228 | Trinity | 11 |
| 38 | Childress | 25 | 102 | Harris | 12 | 165 | Midland | 6 | 229 | Tyler | 20 |
| 39 | Clay | 3 | 103 | Harrison | 19 | 166 | Milam | 17 | 230 | Upshur | 19 |
| 40 | Cochran | 5 | 104 | Hartley | 4 | 167 | Mills | 23 | 231 | Upton | 6 |
| 41 | Coke | 7 | 105 | Haskell | 8 | 168 | Mitchell | 8 | 232 | Uvalde | 15 |
| 42 | Coleman | 23 | 106 | Hays | 14 | 169 | Montague | 3 | 233 | Val Verde | 22 |
| 43 | Collin | 18 | 107 | Hemphill | 4 | 170 | Montgomery | 12 | 234 | Van Zandt | 10 |
| 44 | Collingsworth | 25 | 108 | Henderson | 10 | 171 | Moore | 4 | 235 | Victoria | 13 |
| 45 | Colorado | 13 | 109 | Hidalgo | 21 | 172 | Morris | 19 | 236 | Walker | 17 |
| 46 | Comal | 15 | 110 | Hill | 9 | 173 | Motley | 25 | 237 | Waller | 12 |
| 47 | Comanche | 23 | 111 | Hockley | 5 | 174 | Nacogdoches | 11 | 238 | Ward | 6 |
| 48 | Concho | 7 | 112 | Hood | 2 | 175 | Navarro | 18 | 239 | Washington | 17 |
| 49 | Cooke | 3 | 113 | Hopkins | 1 | 176 | Newton | 20 | 240 | Webb | 22 |
| 50 | Coryell | 9 | 114 | Houston | 11 | 177 | Nolan | 8 | 241 | Wharton | 13 |
| 51 | Cottle | 25 | 115 | Howard | 8 | 178 | Nueces | 16 | 242 | Wheeler | 25 |
| 52 | Crane | 6 | 116 | Hudspeth | 24 | 179 | Ochiltree | 4 | 243 | Wichita | 3 |
| 53 | Crockett | 7 | 117 | Hunt | 1 | 180 | Oldham | 4 | 244 | Wilbarger | 3 |
| 54 | Crosby | 5 | 118 | Hutchinson | 4 | 181 | Orange | 20 | 245 | Willacy | 21 |
| 55 | Culberson | 24 | 119 | Irion | 7 | 182 | Palo Pinto | 2 | 246 | Williamson | 14 |
| 56 | Dallam | 4 | 120 | Jack | 2 | 183 | Panola | 19 | 247 | Wilson | 15 |
| 57 | Dallas | 18 | 121 | Jackson | 13 | 184 | Parker | 2 | 248 | Winkler | 6 |
| 58 | Dawson | 5 | 122 | Jasper | 20 | 185 | Parmer | 5 | 249 | Wise | 2 |
| 59 | Deaf Smith | 4 | 123 | Jeff Davis | 24 | 186 | Pecos | 6 | 250 | Wood | 10 |
| 60 | Delta | 1 | 124 | Jefferson | 20 | 187 | Polk | 11 | 251 | Yoakum | 5 |
| 61 | Denton | 18 | 125 | Jim Hogg | 21 | 188 | Potter | 4 | 252 | Young | 3 |
| 62 | DeWitt | 13 | 126 | Jim Wells | 16 | 189 | Presidio | 24 | 253 | Zapata | 21 |
| 63 | Dickens | 25 | 127 | Johnson | 2 | 190 | Rains | 1 | 254 | Zavala | 22 |
| 64 | Dimmit | 22 | 128 | Jones | 8 | 191 | Randall | 4 | | | |



RECAPITULATION

| DISTRICT NO. | CONTRACTS | AMOUNT UNDER CONTRACT | TOTAL WORK DONE TO DATE | ESTIMATE PAID THIS MONTH | TOTAL ESTIMATE PAID TO DATE | PERCENT COMPLETE |
|--------------|-----------|-----------------------|-------------------------|--------------------------|-----------------------------|------------------|
| 01 | 36 | 61,038,537.03 | 26,808,491.93 | 1,851,716.00 | 25,719,097.98 | 43.92% |
| 02 | 66 | 206,992,429.84 | 131,976,574.09 | 5,724,816.77 | 125,325,842.36 | 63.76% |
| 03 | 21 | 22,406,212.20 | 6,828,248.22 | 974,653.60 | 6,455,585.82 | 30.47% |
| 04 | 32 | 68,235,820.78 | 35,157,879.35 | 1,955,355.52 | 33,375,962.34 | 51.52% |
| 05 | 20 | 61,252,571.76 | 39,500,162.62 | 2,055,869.41 | 37,469,866.69 | 64.49% |
| 06 | 21 | 31,585,349.58 | 17,108,420.82 | 1,027,961.68 | 16,249,306.39 | 54.17% |
| 07 | 21 | 44,867,057.61 | 22,458,611.15 | 946,819.00 | 21,493,060.99 | 50.06% |
| 08 | 36 | 31,474,151.45 | 12,475,474.43 | 1,307,470.66 | 11,855,277.56 | 39.64% |
| 09 | 33 | 61,310,957.20 | 37,254,734.31 | 1,292,145.80 | 35,344,846.29 | 60.76% |
| 10 | 24 | 86,686,478.63 | 37,849,615.08 | 2,316,508.13 | 35,868,511.10 | 43.66% |
| 11 | 31 | 46,196,632.49 | 25,801,628.90 | 799,011.58 | 24,525,927.67 | 55.85% |
| 12 | 137 | 1,332,868,406.92 | 935,782,930.51 | 27,600,152.64 | 882,510,072.73 | 70.21% |
| 13 | 28 | 42,537,596.22 | 25,274,930.63 | 1,454,487.80 | 24,007,347.50 | 59.42% |
| 14 | 53 | 253,603,539.34 | 186,656,103.78 | 4,817,856.21 | 177,325,072.20 | 73.60% |
| 15 | 67 | 253,194,137.21 | 114,146,953.91 | 8,004,236.59 | 109,157,392.15 | 45.08% |
| 16 | 28 | 94,618,168.98 | 53,966,114.62 | 3,498,457.87 | 51,348,522.13 | 57.04% |
| 17 | 32 | 58,278,576.56 | 38,184,107.77 | 1,549,178.56 | 36,994,418.15 | 65.52% |
| 18 | 101 | 806,164,902.47 | 452,475,691.01 | 13,182,529.29 | 430,772,610.29 | 56.13% |
| 19 | 33 | 73,945,081.36 | 32,540,464.84 | 1,819,562.49 | 31,012,713.13 | 44.01% |
| 20 | 26 | 112,231,282.39 | 36,092,895.87 | 1,945,146.81 | 34,481,187.04 | 32.16% |
| 21 | 32 | 68,350,506.55 | 37,421,239.61 | 4,086,297.32 | 35,691,010.26 | 54.75% |
| 22 | 25 | 60,887,095.25 | 32,671,424.46 | 2,090,882.04 | 31,002,999.65 | 53.66% |
| 23 | 23 | 15,980,802.17 | 7,473,520.28 | 466,461.54 | 7,112,124.15 | 46.77% |
| 24 | 31 | 109,328,349.91 | 85,967,659.71 | 3,954,170.14 | 81,488,564.00 | 78.63% |
| 25 | 17 | 29,391,255.56 | 11,173,912.90 | 513,130.01 | 10,590,997.64 | 38.02% |
| GRAND TOTALS | 974 | 4,033,425,899.46 | 2,443,047,790.80 | 95,234,877.46 | 2,317,178,316.21 | 60.57% |



| * CONTRACT IDENTIFICATION AND INFORMATION | | * LENGTH | * CONTRACT AMOUNT | * AMOUNT THIS ESTIMATE | * TOTAL ESTIMATE TO DATE | * % COMP |
|--|------------------------|----------|-------------------|------------------------|--------------------------|----------|
| FANNIN INTERSECTION OF SH 78 WITH FM 898 IN BONHAM | | .002 | \$ 37,626.34 | \$ 12,422.87 | \$ 32,493.67 | 90.9 |
| STP 96(95)HES MODERNIZE INTERSECTION FLASHING BEACON | | | | | | |
| WORK ORDER- 08-20-96 | WORK BEGAN- 12-23-96 | | | | | |
| DATE WORK COMPLETED- | TIME COMPUTED 09-05-96 | | | | | |
| CONTRACT WORKING DAYS- | ADDL DAYS GRANTED- | 60 | | | | |
| WORKING DAYS CHARGED- | PERCENT TIME USED- 43 | 26 | | | | |
| TEJAS COMMUNICATIONS, INC. | | | | | | |
| CONTRACT 07963066 | | TOTALS | 37,626.34 | 12,422.87 | 32,493.67 | 90.9 |
| FANNIN AT BOIS D'ARC CREEK | | .535 | \$ 1,083,970.72 | \$ 831.63 | \$ 1,060,425.29 | 99.9 |
| FM 79 REPL BR & APPRS | | | | | | |
| 0174-04-022 | | | | | | |
| BR 95(167)OF | | | | | | |
| WORK ORDER- 09-15-95 | WORK BEGAN- 10-09-95 | | | | | |
| DATE WORK COMPLETED- | TIME COMPUTED 10-01-95 | | | | | |
| CONTRACT WORKING DAYS- | ADDL DAYS GRANTED- | 216 | | | | |
| WORKING DAYS CHARGED- | PERCENT TIME USED- 100 | 216 | | | | |
| BUSTER PAVING CO., INC. | | | | | | |
| CONTRACT 08950188 | | TOTALS | 1,083,970.72 | 831.63 | 1,060,425.29 | 99.9 |
| FANNIN US 69 HUNT C/L | | 5.697 | \$ 1,022,202.59 | \$.00 | \$ 273,383.48 | 28.1 |
| CD 764-1-6 REHABILITATION OF EXISTING ROAD | | | | | | |
| WORK ORDER- 10-10-96 | WORK BEGAN- 12-16-96 | | | | | |
| DATE WORK COMPLETED- | TIME COMPUTED 10-26-96 | | | | | |
| CONTRACT WORKING DAYS- | ADDL DAYS GRANTED- | 100 | | | | |
| WORKING DAYS CHARGED- | PERCENT TIME USED- 20 | 20 | | | | |
| D. L. LENNON INCORPORATED - CONTRACTOR | | | | | | |
| CONTRACT 08963107 | | TOTALS | 1,022,202.59 | .00 | 273,383.48 | 28.1 |
| FANNIN INTERSECTION OF 121 WITH SH 11 IN RANDOLPH | | 1.041 | \$ 1,529,049.25 | \$ 19,741.00 | \$ 633,370.36 | 43.6 |
| STP 96(866)HES UPGRADING OF A NON-FREEMAY FACILITY | | | | | | |
| WORK ORDER- 09-30-96 | WORK BEGAN- 10-01-96 | | | | | |
| DATE WORK COMPLETED- | TIME COMPUTED 10-16-96 | | | | | |
| CONTRACT WORKING DAYS- | ADDL DAYS GRANTED- | 123 | | | | |
| WORKING DAYS CHARGED- | PERCENT TIME USED- 29 | 36 | | | | |
| BUSTER PAVING CO., INC. | | | | | | |
| CONTRACT 09963008 | | TOTALS | 1,529,049.25 | 19,741.00 | 633,370.36 | 43.6 |
| FANNIN INTERSECTION OF US 82/SH 56 WITH SH 121 IN BONHAM | | .378 | \$ 89,062.65 | \$.00 | \$ 52,995.90 | 63.2 |
| STP 96(863)HES MISCELLANOUS WORK | | | | | | |
| WORK ORDER- 10-04-96 | WORK BEGAN- 10-15-96 | | | | | |
| DATE WORK COMPLETED- | TIME COMPUTED 10-15-96 | | | | | |
| CONTRACT WORKING DAYS- | ADDL DAYS GRANTED- | 30 | | | | |
| WORKING DAYS CHARGED- | PERCENT TIME USED- 43 | 13 | | | | |
| J-W PAYNE CONSTRUCTION CO., INC. | | | | | | |
| CONTRACT 09963011 | | TOTALS | 89,062.65 | .00 | 52,995.90 | 63.2 |
| FANNIN GRAYSON/FANNIN C/L | | 6.358 | \$ 3,016,282.18 | \$ 65,706.90 | \$ 808,759.28 | 28.2 |
| US 82 0.316 MI EAST OF FM 898 | | | | | | |
| 0045-20-007 | | | | | | |
| NH 96(834)M A NEW LOCATION NON-FREEMAY FACILITY | | | | | | |
| WORK ORDER- 10-11-96 | WORK BEGAN- 11-04-96 | | | | | |
| DATE WORK COMPLETED- | TIME COMPUTED 10-27-96 | | | | | |
| CONTRACT WORKING DAYS- | ADDL DAYS GRANTED- | 155 | | | | |
| WORKING DAYS CHARGED- | PERCENT TIME USED- 12 | 18 | | | | |
| A. K. GILLIS & SONS, INC. | | | | | | |
| CONTRACT 09963039 | | TOTALS | 3,016,282.18 | 65,706.90 | 808,759.28 | 28.2 |

* NO CURRENT ESTIMATE PROCESSED AT THE *
* TIME OF THIS RUN *

| * CONTRACT IDENTIFICATION AND INFORMATION | | * LENGTH | * CONTRACT AMOUNT | * AMOUNT THIS ESTIMATE | * TOTAL ESTIMATE TO DATE | * % COMP |
|---|------------------------|----------|-------------------|------------------------|--------------------------|----------|
| FANNIN US 69 ON US 69 FROM SH 78 NORTH TO SH 78 SOUTH | | 1.484 | \$ 1,213,299.86 | .00 | 367,969.04 | 31.9 |
| STP 96(865)HES THE WIDENING OF A NON-FREEMAY FACILITY | | | | | | |
| WORK ORDER- 10-17-96 | WORK BEGAN- 12-03-96 | | | | | |
| DATE WORK COMPLETED- | TIME COMPUTED 11-02-96 | | | | | |
| CONTRACT WORKING DAYS- | ADDL DAYS GRANTED- 5 | | | | | |
| WORKING DAYS CHARGED- | PERCENT TIME USED- 19 | | | | | |
| JORDAN PAVING CORPORATION | | | | | | |
| CONTRACT 09963056 | | TOTALS | 1,213,299.86 | .00 | 367,969.04 | 31.9 |
| FRANKLIN HOPKINS C/L IH 30 TITUS C/L | | 17.211 | \$ 7,162,189.07 | .00 | .00 | .0 |
| IM 30-2(78)109 THE UPGRADING OF A FREEMAY FACILITY | | | | | | |
| WORK ORDER- 00-00-00 | WORK BEGAN- 00-00-00 | | | | | |
| DATE WORK COMPLETED- | TIME COMPUTED 00-00-00 | | | | | |
| CONTRACT WORKING DAYS- | ADDL DAYS GRANTED- | | | | | |
| WORKING DAYS CHARGED- | PERCENT TIME USED- 0 | | | | | |
| BUSTER PAVING CO., INC. | | | | | | |
| CONTRACT 02973039 | | TOTALS | 7,162,189.07 | .00 | .00 | 0.0 |
| FRANKLIN JUS N OF THE INTERSECTION OF US67 & SH37 US 67 0.1 MI N OF S.L.S.W. RR | | 1.609 | \$ 2,168,296.69 | 63,392.29 | 1,100,182.74 | 53.4 |
| STP 96(369)RM REHABILITATION OF EXISTING ROAD | | | | | | |
| WORK ORDER- 09-04-96 | WORK BEGAN- 09-09-96 | | | | | |
| DATE WORK COMPLETED- | TIME COMPUTED 09-20-96 | | | | | |
| CONTRACT WORKING DAYS- | ADDL DAYS GRANTED- | | | | | |
| WORKING DAYS CHARGED- | PERCENT TIME USED- 43 | | | | | |
| D. L. LENNON INCORPORATED - CONTRACTOR | | | | | | |
| CONTRACT 08963062 | | TOTALS | 2,168,296.69 | 63,392.29 | 1,100,182.74 | 53.4 |
| GRAYSON FM 922 (218+1.960) US 377 DENTON C/L (224+0.634) | | 38.957 | \$ 632,798.80 | .00 | .00 | .0 |
| CPM 81-7-18 MICRO SURFACING | | | | | | |
| WORK ORDER- 02-12-97 | WORK BEGAN- 00-00-00 | | | | | |
| DATE WORK COMPLETED- | TIME COMPUTED 00-00-00 | | | | | |
| CONTRACT WORKING DAYS- | ADDL DAYS GRANTED- | | | | | |
| WORKING DAYS CHARGED- | PERCENT TIME USED- 0 | | | | | |
| BALLOU CONSTRUCTION CO., INC. | | | | | | |
| CONTRACT 01973030 | | TOTALS | 632,798.80 | .00 | .00 | 0.0 |
| GRAYSON US 75 FM 1417 SAND CREEK | | 5.402 | \$ 1,396,164.02 | 32,986.65 | 1,078,396.81 | 81.3 |
| STP 96(651)R SCAR EXIST PAV CEMENT TREAT BS, ACP SURF | | | | | | |
| WORK ORDER- 05-28-96 | WORK BEGAN- 06-18-96 | | | | | |
| DATE WORK COMPLETED- | TIME COMPUTED 06-13-96 | | | | | |
| CONTRACT WORKING DAYS- | ADDL DAYS GRANTED- | | | | | |
| WORKING DAYS CHARGED- | PERCENT TIME USED- 73 | | | | | |
| RUSHING PAVING COMPANY | | | | | | |
| CONTRACT 04963055 | | TOTALS | 1,396,164.02 | 32,986.65 | 1,078,396.81 | 81.3 |
| GRAYSON 0.4 KM S OF ELM ST SH 289 0.3 KM N OF KERFOOT ST | | 2.400 | \$ 1,341,225.11 | 27,991.61 | 540,434.31 | 42.4 |
| STP 96(692)R GR, LIME TR SUBGR, BS, STRS & SURF | | | | | | |
| WORK ORDER- 06-27-96 | WORK BEGAN- 07-13-96 | | | | | |
| DATE WORK COMPLETED- | TIME COMPUTED 07-13-96 | | | | | |
| CONTRACT WORKING DAYS- | ADDL DAYS GRANTED- 3 | | | | | |
| WORKING DAYS CHARGED- | PERCENT TIME USED- 43 | | | | | |
| RUSHING PAVING COMPANY | | | | | | |
| CONTRACT 05963009 | | TOTALS | 1,341,225.11 | 27,991.61 | 540,434.31 | 42.4 |

| * CONTRACT IDENTIFICATION AND INFORMATION | | * LENGTH | * CONTRACT AMOUNT | * AMOUNT THIS ESTIMATE | * TOTAL ESTIMATE TO DATE | * % COMP |
|---|---|----------|-------------------|------------------------|--------------------------|----------|
| GRAYSON | ON COUNTY ROAD 504 AT STANLEY CREEK, O.4 MILE SOUTH OF F.M. 121 | .209 | \$ 389,049.38 | \$ 48,407.77 | 224,259.95 | 60.6 |
| CR | REPLACE BRIDGE AND APPROACHES | | | | | |
| 0901-19-056 | | | | | | |
| BR 93(37)OX | | | | | | |
| WORK ORDER- 09-25-96 | WORK BEGAN- 09-24-96 | | | | | |
| DATE WORK COMPLETED- | TIME COMPUTED 09-27-96 | | | | | |
| CONTRACT WORKING DAYS- | ADDL DAYS GRANTED- | 168 | | | | |
| WORKING DAYS CHARGED- | PERCENT TIME USED- 43 | 73 | | | | |
| BUSTER PAYING CO., INC. | | | | | | |
| CONTRACT 07963075 | | TOTALS | 389,049.38 | 48,407.77 | 224,259.95 | 60.6 |
| GRAYSON | AT RED RIVER | .605 | \$ 5,359,238.09 | \$ 119,632.37 | 4,140,132.73 | 81.3 |
| US 69 | | | | | | |
| 0047-01-046 | | | | | | |
| C 47-1-46 | STRS | | | | | |
| WORK ORDER- 00-00-00 | WORK BEGAN- 10-04-95 | | | | | |
| DATE WORK COMPLETED- | TIME COMPUTED 10-04-95 | | | | | |
| CONTRACT WORKING DAYS- | ADDL DAYS GRANTED- | 650 | | | | 5 |
| WORKING DAYS CHARGED- | PERCENT TIME USED- 47 | 308 | | | | |
| INTERSTATE CONTRACTING CORPORATION | | | | | | |
| CONTRACT 08950006 | | TOTALS | 5,359,238.09 | 119,632.37 | 4,140,132.73 | 81.3 |
| GRAYSON | US 75/SPUR 503 INTERSECTION | .100 | \$ 75,336.10 | \$ 7,980.71 | 57,337.25 | 80.1 |
| US 75 | | | | | | |
| 0047-18-036 | | | | | | |
| CL 47-18-36 | LANDSCAPE DEVELOPMENT | | | | | |
| WORK ORDER- 09-12-96 | WORK BEGAN- 10-01-96 | | | | | |
| DATE WORK COMPLETED- | TIME COMPUTED 09-28-96 | | | | | |
| CONTRACT WORKING DAYS- | ADDL DAYS GRANTED- | 60 | | | | |
| WORKING DAYS CHARGED- | PERCENT TIME USED- 42 | 25 | | | | |
| RUSHING PAYING COMPANY | | | | | | |
| CONTRACT 08963024 | | TOTALS | 75,336.10 | 7,980.71 | 57,337.25 | 80.1 |
| GRAYSON | INTERSECTION OF SH 289 WITH FM 902 IN DORCHESTER | .002 | \$ 31,316.73 | \$ 3,134.80 | 27,827.33 | 93.5 |
| SH 289 | | | | | | |
| 0091-01-032 | | | | | | |
| STP 96(864)HES | MISCELLANEOUS WORK | | | | | |
| WORK ORDER- 10-23-96 | WORK BEGAN- 01-13-97 | | | | | |
| DATE WORK COMPLETED- | TIME COMPUTED 01-13-97 | | | | | |
| CONTRACT WORKING DAYS- | ADDL DAYS GRANTED- | 20 | | | | |
| WORKING DAYS CHARGED- | PERCENT TIME USED- 60 | 12 | | | | |
| NORTH TEXAS SIGNAL SYSTEMS, INC. | | | | | | |
| CONTRACT 09963014 | | TOTALS | 31,316.73 | 3,134.80 | 27,827.33 | 93.5 |
| GRAYSON | ON COUNTY ROAD 139 AT TRIBUTARY OF CEDAR CREEK, 0.6 MI NORTH OF F.M. 902 | .400 | \$ 380,366.77 | \$ 100,070.36 | 118,937.36 | 32.9 |
| CR | | | | | | |
| 0901-19-054 | | | | | | |
| BR 93(30)OX | REPLACEMENT OF EXISTING BRIDGE FACILITY | | | | | |
| WORK ORDER- 01-21-97 | WORK BEGAN- 01-27-97 | | | | | |
| DATE WORK COMPLETED- | TIME COMPUTED 02-06-97 | | | | | |
| CONTRACT WORKING DAYS- | ADDL DAYS GRANTED- | 160 | | | | |
| WORKING DAYS CHARGED- | PERCENT TIME USED- 6 | 9 | | | | |
| HODGES AND SON CONSTRUCTION COMPANY, INC. | | | | | | |
| CONTRACT 11963067 | | TOTALS | 380,366.77 | 100,070.36 | 118,937.36 | 32.9 |
| GRAYSON | INTERSECTION OF SPUR 503 WITH FANNIN AVE. IN DENISON | 1.355 | \$ 1,037,219.72 | \$.00 | .00 | .0 |
| SP 503 | | | | | | |
| 0047-02-102 | | | | | | |
| STP 97(20)HES | MISCELLANEOUS WORK | | | | | |
| WORK ORDER- 01-30-97 | WORK BEGAN- 00-00-00 | | | | | |
| DATE WORK COMPLETED- | TIME COMPUTED 02-15-97 | | | | | |
| CONTRACT WORKING DAYS- | ADDL DAYS GRANTED- | 200 | | | | |
| WORKING DAYS CHARGED- | PERCENT TIME USED- 0 | 0 | | | | |
| RUSHING PAVING COMPANY | | | | | | |
| CONTRACT 12963003 | | TOTALS | 1,037,219.72 | .00 | .00 | 0.0 |

| * CONTRACT IDENTIFICATION AND INFORMATION | | * LENGTH | * CONTRACT AMOUNT | * AMOUNT THIS ESTIMATE | * TOTAL ESTIMATE TO DATE | * % COMP |
|---|--|----------|-------------------|------------------------|--------------------------|----------|
| GRAYSON PH 0901-19-084 C 901-19-84 | @ EISENHOWER BIRTHPLACE STATE HISTORICAL PARK IN DENSION MISCELLANEOUS WORK | .001 | \$ 113,004.50 | \$ 13,015.00 | \$ 13,015.00 | 12.1 |
| WORK ORDER- 01-08-97 DATE WORK COMPLETED- CONTRACT WORKING DAYS- WORKING DAYS CHARGED- | WORK BEGAN- 02-04-97 TIME COMPUTED 01-24-97 90 ADDL DAYS GRANTED- 8 PERCENT TIME USED- 9 | | | | | |
| RUSHING PAVING COMPANY | CONTRACT 12963050 | TOTALS | 113,004.50 | 13,015.00 | 13,015.00 | 12.1 |
| HOPKINS IH 30 0009-09-072 IM 30-2(79)94 | HUNT/HOPKINS C/L 0.25 MI E OF FM 499 UPGRADING FREEMWAY FACILITY | 9.203 | \$ 5,904,792.50 | \$ 537,811.47 | \$ 5,375,828.37 | 95.8 |
| WORK ORDER- 07-02-96 DATE WORK COMPLETED- CONTRACT WORKING DAYS- WORKING DAYS CHARGED- | WORK BEGAN- 07-15-96 TIME COMPUTED 07-18-96 235 ADDL DAYS GRANTED- 91 102 PERCENT TIME USED- 31 | | | | | |
| BUSTER PAVING CO., INC. | CONTRACT 06963045 | TOTALS | 5,904,792.50 | 537,811.47 | 5,375,828.37 | 95.8 |
| HOPKINS ETC IH 30 0009-09-073 ETC UBF IM 30-2(80)095 | HUNT C/L 0.0209 MI E OF FM 2297 UPGRADE OF A FREEMWAY FACILITY | 58.195 | \$ 841,808.55 | .00 | .00 | .0 |
| WORK ORDER- 09-17-96 DATE WORK COMPLETED- CONTRACT WORKING DAYS- WORKING DAYS CHARGED- | WORK BEGAN- 00-00-00 TIME COMPUTED 10-03-96 90 ADDL DAYS GRANTED- 15 0 PERCENT TIME USED- 0 | | | | | |
| MICA CORPORATION | CONTRACT 08963039 | TOTALS | 841,808.55 | .00 | .00 | 0.0 |
| HUNT PH 0901-22-029 CCPH 901-22-29 | AT LAKE TAHAKONI STATE PARK AT PW8142 GR, STR, BS, TMO CRSE SURF TR | 2.914 | \$ 2,659,470.65 | \$ 123,500.00 | \$ 161,253.68 | 6.3 |
| WORK ORDER- 02-10-97 DATE WORK COMPLETED- CONTRACT WORKING DAYS- WORKING DAYS CHARGED- | WORK BEGAN- 02-22-97 TIME COMPUTED 02-26-97 116 ADDL DAYS GRANTED- 0 PERCENT TIME USED- 0 | | | | | |
| SOUTHERN STATES EQUIPMENT CORPORATION | CONTRACT 01973007 | TOTALS | 2,659,470.65 | 123,500.00 | 161,253.68 | 6.3 |
| HUNT SH 34 0173-06-031 MC 173-6-31 | SH 34 AT PANTHER PATH DRIVE MISCELLANEOUS WORK | .001 | \$ 50,128.81 | .00 | .00 | .0 |
| WORK ORDER- 02-20-97 DATE WORK COMPLETED- CONTRACT WORKING DAYS- WORKING DAYS CHARGED- | WORK BEGAN- 00-00-00 TIME COMPUTED 00-00-00 30 ADDL DAYS GRANTED- 0 PERCENT TIME USED- 0 | | | | | |
| TEJAS COMMUNICATIONS, INC. | CONTRACT 01973051 | TOTALS | 50,128.81 | .00 | .00 | 0.0 |
| HUNT US 69 0203-02-022 BR 96(616) | AT SABINE RIVER REPLACE BRIDGE & RECONSTRUCT APPRS | 1.073 | \$ 2,959,795.30 | \$ 36,587.54 | \$ 2,112,363.85 | 75.1 |
| WORK ORDER- 06-04-96 DATE WORK COMPLETED- CONTRACT WORKING DAYS- WORKING DAYS CHARGED- | WORK BEGAN- 06-06-96 TIME COMPUTED 06-20-96 279 ADDL DAYS GRANTED- 126 PERCENT TIME USED- 45 | | | | | |
| CONCHO CONSTRUCTION COMPANY, INC. | CONTRACT 05963002 | TOTALS | 2,959,795.30 | 36,587.54 | 2,112,363.85 | 75.1 |

* NO CURRENT ESTIMATE PROCESSED AT THE TIME OF THIS RUN

| * CONTRACT IDENTIFICATION AND INFORMATION | | *LENGTH | * CONTRACT AMOUNT | * AMOUNT THIS ESTIMATE | * TOTAL ESTIMATE TO DATE | * % COMP |
|---|--|---|-------------------|------------------------|--------------------------|-------------------|
| HUNT US 69 0009-15-023 MC 9-15-23 IN GREENVILLE AT PRISCILLA LANE | | .220 | \$ 325,267.10 | \$ 36,029.70 | 127,071.47 | 41.1 |
| WORK ORDER- 08-14-96 DATE WORK COMPLETED- CONTRACT WORKING DAYS- 74 WORKING DAYS CHARGED- 32 | | WORK BEGAN- 11-08-96 TIME COMPUTED 11-08-96 ADDL DAYS GRANTED- PERCENT TIME USED- 43 | | | | |
| BUSTER PAVING CO., INC. | | CONTRACT 07963012 | TOTALS | 325,267.10 | 36,029.70 | 127,071.47 41.1 |
| HUNT SH 224 0136-01-047 STP 96(87)HES INTERSECTION OF SH 224 WITH BS 24-B/FM 2874 | | .101 | \$ 102,998.80 | .00 | .00 | .0 |
| WORK ORDER- 02-28-97 DATE WORK COMPLETED- CONTRACT WORKING DAYS- 60 WORKING DAYS CHARGED- 0 | | WORK BEGAN- 02-18-97 TIME COMPUTED 02-18-97 ADDL DAYS GRANTED- PERCENT TIME USED- 0 | | | | |
| STRIPING TECHNOLOGY, INC. | | CONTRACT 07963074 | TOTALS | 102,998.80 | .00 | .00 0.0 |
| HUNT SH 34 0173-06-028 CSR 173-6-28 KAUFMAN C/L REHAB OF EXISTING ROAD | | 8.350 | \$ 1,370,806.04 | .00 | 1,475,057.91 | 99.9 |
| WORK ORDER- 08-14-96 DATE WORK COMPLETED- CONTRACT WORKING DAYS- 60 WORKING DAYS CHARGED- 60 | | WORK BEGAN- 08-26-96 TIME COMPUTED 08-30-96 ADDL DAYS GRANTED- 5 PERCENT TIME USED- 92 | | | | |
| BUSTER PAVING CO., INC. | | CONTRACT 07963089 | TOTALS | 1,370,806.04 | .00 | 1,475,057.91 99.9 |
| HUNT FM 1570 2276-01-007 HAUSTP 95(312)UM 1.55 MI E OF SH 34 US 69 GR, STRS, BS & SURF | | 3.365 | \$ 8,204,281.58 | 14,312.99 | 3,724,814.30 | 47.8 |
| WORK ORDER- 01-18-96 DATE WORK COMPLETED- CONTRACT WORKING DAYS- 359 WORKING DAYS CHARGED- 121 | | WORK BEGAN- 03-20-96 TIME COMPUTED 04-29-96 ADDL DAYS GRANTED- PERCENT TIME USED- 34 | | | | |
| RUSHING PAVING COMPANY | | CONTRACT 12950042 | TOTALS | 8,204,281.58 | 14,312.99 | 3,724,814.30 47.8 |
| LAMAR US 271 0136-07-039 STP 97(48)HES INTERSECTION OF US 271 WITH STONE AVE IN PARIS | | .820 | \$ 180,000.02 | .00 | .00 | .0 |
| WORK ORDER- 02-19-97 DATE WORK COMPLETED- CONTRACT WORKING DAYS- 48 WORKING DAYS CHARGED- 0 | | WORK BEGAN- 00-00-00 TIME COMPUTED 00-00-00 ADDL DAYS GRANTED- PERCENT TIME USED- 0 | | | | |
| MILLIRON CONSTRUCTION, INC. | | CONTRACT 01973011 | TOTALS | 180,000.02 | .00 | .00 0.0 |
| LAMAR US 82 0045-11-028 MC 45-11-28 AT HIGH STREET | | .001 | \$ 70,799.44 | .00 | .00 | .0 |
| WORK ORDER- 02-13-97 DATE WORK COMPLETED- CONTRACT WORKING DAYS- 30 WORKING DAYS CHARGED- 0 | | WORK BEGAN- 00-00-00 TIME COMPUTED 00-00-00 ADDL DAYS GRANTED- PERCENT TIME USED- 0 | | | | |
| STRIPING TECHNOLOGY, INC. | | CONTRACT 01973053 | TOTALS | 70,799.44 | .00 | .00 0.0 |

* NO CURRENT ESTIMATE PROCESSED AT THE
* TIME OF THIS RUN

* NO CURRENT ESTIMATE PROCESSED AT THE
* TIME OF THIS RUN

* NO CURRENT ESTIMATE PROCESSED AT THE
* TIME OF THIS RUN

| * CONTRACT IDENTIFICATION AND INFORMATION | | * LENGTH | * CONTRACT AMOUNT | * AMOUNT THIS ESTIMATE | * TOTAL ESTIMATE TO DATE | * % COMP |
|--|--|----------|-------------------|------------------------|--------------------------|----------|
| LAMAR VA 0901-00-035 C 901-00-35 | VARIOUS HIGHWAYS DISTRICT WIDE MISCELLANEOUS WORK | 300.000 | \$ 343,136.30 | \$ 23,358.65 | \$ 467,172.94 | 100.0 |
| WORK ORDER- 09-13-96 DATE WORK COMPLETED- 02-07-97 CONTRACT WORKING DAYS- 45 WORKING DAYS CHARGED- 42 | WORK BEGAN- 09-26-96 TIME COMPUTED 09-29-96 ADDL DAYS GRANTED- 17 PERCENT TIME USED- 68 | | | | | |
| DRS CONSTRUCTION, INC. CONTRACT 08963074 | | TOTALS | 343,136.30 | 23,358.65 | 467,172.94 | 100.0 |
| LAMAR US 82 0045-09-064 STP/NH96(869)HES | ON US 82E FROM 1.310 KM W OF FM 1508, E 2.350 KM UPGRADE OF A NON-FREEMAY FACILITY | 2.350 | \$ 3,039,572.20 | \$ 291,193.20 | \$ 1,063,432.43 | 36.8 |
| LAMAR US 82 0045-09-066 MC 45-9-66 | AT FM 1508 MISCELLANEOUS WORK | .001 | \$ 57,838.82 | .00 | 522.37 | .9 |
| LAMAR US 82 0045-09-067 MC 45-9-67 | IN RENO AT ANDERSON DRIVE MISCELLANEOUS WORK | .001 | \$ 1,500.00 | .00 | .00 | .0 |
| WORK ORDER- 11-07-96 DATE WORK COMPLETED- CONTRACT WORKING DAYS- 166 WORKING DAYS CHARGED- 41 | WORK BEGAN- 11-11-96 TIME COMPUTED 11-23-96 ADDL DAYS GRANTED- PERCENT TIME USED- 25 | | | | | |
| BUSTER PAVING CO., INC. CONTRACT 10963038 | | TOTALS | 3,098,911.02 | 291,193.20 | 1,063,954.80 | 36.1 |
| LAMAR US 82 1690-01-080 STP 96(810)HES | US 82 W, E US 271 S MISCELLANEOUS WORK | 16.000 | \$ 140,944.59 | .00 | .00 | .0 |
| WORK ORDER- 12-04-96 DATE WORK COMPLETED- CONTRACT WORKING DAYS- 10 WORKING DAYS CHARGED- 0 | WORK BEGAN- 00-00-00 TIME COMPUTED 12-20-96 ADDL DAYS GRANTED- PERCENT TIME USED- 0 | | | | | |
| LECTRIC LITES COMPANY CONTRACT 11963016 | | TOTALS | 140,944.59 | .00 | .00 | 0.0 |
| LAMAR US 82 1690-01-085 C 1690-1-85 | ALL OF 1690-01 INCLUDES US 82, US 271 AND SL 286 MISCELLANEOUS WORK | 15.460 | \$ 204,068.10 | .00 | .00 | .0 |
| WORK ORDER- 01-06-97 DATE WORK COMPLETED- CONTRACT WORKING DAYS- 120 WORKING DAYS CHARGED- 0 | WORK BEGAN- 00-00-00 TIME COMPUTED 00-00-00 ADDL DAYS GRANTED- PERCENT TIME USED- 0 | | | | | |
| L.M. BENAVIDEZ CONSTRUCTION, INC. CONTRACT 12963011 | | TOTALS | 204,068.10 | .00 | .00 | 0.0 |
| RAINS FM 515 0771-01-009 STP 96(19)R | FM HWY 2946 WOOD-RAINS C/L REHABILITATE EXISTING ROAD | 5.886 | \$ 1,118,600.05 | .00 | \$ 408,051.67 | 16.7 |
| WORK ORDER- 10-17-96 DATE WORK COMPLETED- CONTRACT WORKING DAYS- 131 WORKING DAYS CHARGED- 12 | WORK BEGAN- 11-04-96 TIME COMPUTED 11-02-96 ADDL DAYS GRANTED- 15 PERCENT TIME USED- 8 | | | | | |
| A. K. GILLIS & SONS, INC. CONTRACT 09963041 | | TOTALS | 1,118,600.05 | .00 | 408,051.67 | 16.7 |

* NO CURRENT ESTIMATE PROCESSED AT THE TIME OF THIS RUN

* ESTIMATE HAS BEEN BY-PASSED

| * CONTRACT IDENTIFICATION AND INFORMATION | | * LENGTH | * CONTRACT AMOUNT | * AMOUNT THIS ESTIMATE | * TOTAL ESTIMATE TO DATE | * % COMP |
|---|-----|--------------------------|-------------------|------------------------|---------------------------------------|---------------|
| RED RIVER | ETC | E. END C & G (738+1.633) | FM 44'659.162 | \$ 5,385,029.61 | \$ 273,608.49 | 5.3 |
| US 82 | ETC | (746+0.201) | | | | |
| 0046-01-048 | ETC | | | | | |
| CPM 46-1-48 | | SEAL COAT (SHOULDERS) | | | | |
| WORK ORDER- 02-28-97 | | WORK BEGAN- 02-28-97 | | | | |
| DATE WORK COMPLETED- | | TIME COMPUTED 02-28-97 | | | | |
| CONTRACT WORKING DAYS- | 83 | ADDL DAYS GRANTED- | | | | |
| WORKING DAYS CHARGED- | 0 | PERCENT TIME USED- | 0 | | | |
| BUSTER PAVING CO., INC. | | CONTRACT 01973044 | TOTALS | 5,385,029.61 | 273,608.49 | 5.3 |
| | | | | | DISTRICT CONTRACT AMOUNT | 61,038,537.03 |
| | | | | | DISTRICT ESTIMATES THIS MONTH | 1,851,716.00 |
| | | | | | DISTRICT TOTAL ESTIMATES PAID TO DATE | 25,719,097.98 |

| * CONTRACT IDENTIFICATION AND INFORMATION | | *LENGTH | * CONTRACT AMOUNT | * AMOUNT THIS ESTIMATE | * TOTAL ESTIMATE TO DATE | * % COMP |
|--|--|------------------------|-------------------|------------------------|--------------------------|----------|
| ERATH HAMPTON CURVE, NORTH | | 7.257 | \$ 2,862,992.50 | \$ 55,094.70 | \$ 1,760,733.58 | 64.7 |
| SH 108 HUCKABAY | | | | | | |
| 0343-04-032 | | | | | | |
| STP 96(63)R WIDEN ROADWAY | | | | | | |
| WORK ORDER- 00-00-00 | | WORK BEGAN- 04-23-96 | | | | |
| DATE WORK COMPLETED- | | TIME COMPUTED 04-13-96 | | | | |
| CONTRACT WORKING DAYS- 240 | | ADDL DAYS GRANTED- 4 | | | | |
| WORKING DAYS CHARGED- 160 | | PERCENT TIME USED- 66 | | | | |
| BAY MAINTENANCE COMPANY, INC. | | | | | | |
| CONTRACT 02960004 | | TOTALS | 2,862,992.50 | 55,094.70 | 1,760,733.58 | 64.7 |
| HOOD AT MAMBRINO ELEMENTRY SCHOOL | | .435 | \$ 106,339.49 | .00 | .00 | .0 |
| FM 3210 IN GRANBURY | | | | | | |
| 3335-01-008 | | | | | | |
| CD 3335-1-8 ADD TURN LANES, SHLDRS, DVWY & DRAIN | | | | | | |
| WORK ORDER- 02-14-97 | | WORK BEGAN- 00-00-00 | | | | |
| DATE WORK COMPLETED- | | TIME COMPUTED 03-02-97 | | | | |
| CONTRACT WORKING DAYS- 47 | | ADDL DAYS GRANTED- | | | | |
| WORKING DAYS CHARGED- 0 | | PERCENT TIME USED- 0 | | | | |
| CSS, INC. | | | | | | |
| CONTRACT 01973037 | | TOTALS | 106,339.49 | .00 | .00 | 0.0 |
| HOOD US 377 W. OF GRANBURY | | 3.050 | \$ 213,614.29 | .00 | .00 | .0 |
| BU 377H CLEBURNE ST IN GRANBURY | | | | | | |
| 0080-10-014 | | | | | | |
| CPM 80-10-14 ACP REMIX | | | | | | |
| WORK ORDER- 00-00-00 | | WORK BEGAN- 00-00-00 | | | | |
| DATE WORK COMPLETED- | | TIME COMPUTED 00-00-00 | | | | |
| CONTRACT WORKING DAYS- 26 | | ADDL DAYS GRANTED- | | | | |
| WORKING DAYS CHARGED- 0 | | PERCENT TIME USED- 0 | | | | |
| BAY MAINTENANCE COMPANY, INC. | | | | | | |
| CONTRACT 02973034 | | TOTALS | 213,614.29 | .00 | .00 | 0.0 |
| HOOD ETC US 377 | | ACTON 71.587 | \$ 759,992.93 | .00 | .00 | .0 |
| FM 4 ETC | | | | | | |
| 0080-08-022 ETC | | | | | | |
| CPM 80-8-22 SEAL COAT | | | | | | |
| WORK ORDER- 00-00-00 | | WORK BEGAN- 00-00-00 | | | | |
| DATE WORK COMPLETED- | | TIME COMPUTED 00-00-00 | | | | |
| CONTRACT WORKING DAYS- 30 | | ADDL DAYS GRANTED- | | | | |
| WORKING DAYS CHARGED- 0 | | PERCENT TIME USED- 0 | | | | |
| CSS, INC. | | | | | | |
| CONTRACT 02973068 | | TOTALS | 759,992.93 | .00 | .00 | 0.0 |
| JACK ETC SH 59 | | WISE 73.314 | \$ 710,148.86 | .00 | .00 | .0 |
| FM 1810 ETC | | | | | | |
| 0134-05-026 ETC | | | | | | |
| CPM 134-5-26 SEAL COAT | | | | | | |
| WORK ORDER- 03-06-97 | | WORK BEGAN- 00-00-00 | | | | |
| DATE WORK COMPLETED- | | TIME COMPUTED 00-00-00 | | | | |
| CONTRACT WORKING DAYS- 45 | | ADDL DAYS GRANTED- | | | | |
| WORKING DAYS CHARGED- 0 | | PERCENT TIME USED- 0 | | | | |
| JOE RICHARDS, INC. | | | | | | |
| CONTRACT 02973024 | | TOTALS | 710,148.86 | .00 | .00 | 0.0 |
| JOHNSON ON VAUGHN ROAD | | AT .279 | \$ 504,226.77 | .00 | .00 | .0 |
| CS ETC | | | | | | |
| 0902-50-043 ETC | | | | | | |
| BR 93(142)OX REPLACE BRIDGE AND APPROACHES | | | | | | |
| WORK ORDER- 00-00-00 | | WORK BEGAN- 00-00-00 | | | | |
| DATE WORK COMPLETED- | | TIME COMPUTED 00-00-00 | | | | |
| CONTRACT WORKING DAYS- 173 | | ADDL DAYS GRANTED- | | | | |
| WORKING DAYS CHARGED- 0 | | PERCENT TIME USED- 0 | | | | |
| ELLIS-MCGINNIS CONSTRUCTION CO. | | | | | | |
| CONTRACT 01973061 | | TOTALS | 504,226.77 | .00 | .00 | 0.0 |

| * CONTRACT IDENTIFICATION AND INFORMATION | | * LENGTH | * CONTRACT AMOUNT | * AMOUNT THIS ESTIMATE | * TOTAL ESTIMATE TO DATE | * % COMP |
|---|---------------------------|----------|-------------------|------------------------|--------------------------|----------|
| JOHNSON US 67 IN ALVARADO | | 42.917 | \$ 396,624.27 | .00 | .00 | .0 |
| IH 35H TARRANT CO LN_(FRONTAGE ROADS) | | | | | | |
| 0014-03-076 SEAL COAT | | | | | | |
| CPM 14-3-76 | | | | | | |
| WORK ORDER- 00-00-00 | WORK BEGAN- 00-00-00 | | | | | |
| DATE WORK COMPLETED- | TIME COMPUTED 00-00-00 | | | | | |
| CONTRACT WORKING DAYS- | 30 ADDL DAYS GRANTED- | | | | | |
| WORKING DAYS CHARGED- | 0 PERCENT TIME USED- 0 | | | | | |
| JOE RICHARDS, INC. | | | | | | |
| CONTRACT 02973031 | | TOTALS | 396,624.27 | .00 | .00 | 0.0 |
| JOHNSON AT COUNTRY CLUB DR. IN JOSHUA | | .001 | \$ 69,200.00 | .00 | .00 | .0 |
| SH 174 | | | | | | |
| 0019-01-114 | | | | | | |
| C 19-1-114 TRAFFIC SIGNALS | | | | | | |
| WORK ORDER- 00-00-00 | WORK BEGAN- 00-00-00 | | | | | |
| DATE WORK COMPLETED- | TIME COMPUTED 00-00-00 | | | | | |
| CONTRACT WORKING DAYS- | 30 ADDL DAYS GRANTED- | | | | | |
| WORKING DAYS CHARGED- | 0 PERCENT TIME USED- 0 | | | | | |
| DURABLE SPECIALTIES, INC. | | | | | | |
| CONTRACT 02973053 | | TOTALS | 69,200.00 | .00 | .00 | 0.0 |
| JOHNSON US 67 | | 4.797 | \$ 2,028,752.47 | 16,102.50 | 1,348,454.60 | 69.9 |
| FM 2280 FM 917 IN SECTIONS | | | | | | |
| 2465-01-009 | | | | | | |
| STP 96(628)R WIDEN GR, STRS, BASE & SURF | | | | | | |
| WORK ORDER- 05-03-96 | WORK BEGAN- 05-20-96 | | | | | |
| DATE WORK COMPLETED- | TIME COMPUTED 05-19-96 | | | | | |
| CONTRACT WORKING DAYS- | 90 ADDL DAYS GRANTED- 44 | | | | | |
| WORKING DAYS CHARGED- | 106 PERCENT TIME USED- 79 | | | | | |
| ETCON, INC. | | | | | | |
| CONTRACT 03963002 | | TOTALS | 2,028,752.47 | 16,102.50 | 1,348,454.60 | 69.9 |
| JOHNSON SH 174, N 1.0 KM | | .952 | \$ 471,464.74 | 85,295.53 | 401,926.40 | 89.7 |
| FM 731 | | | | | | |
| 1094-03-010 | | | | | | |
| CD 1094-3-10 MDN GR, STRS, BASE & SURF | | | | | | |
| WORK ORDER- 08-05-96 | WORK BEGAN- 08-21-96 | | | | | |
| DATE WORK COMPLETED- | TIME COMPUTED 08-21-96 | | | | | |
| CONTRACT WORKING DAYS- | 45 ADDL DAYS GRANTED- 10 | | | | | |
| WORKING DAYS CHARGED- | 45 PERCENT TIME USED- 82 | | | | | |
| JHL CONSTRUCTION | | | | | | |
| CONTRACT 05963044 | | TOTALS | 471,464.74 | 85,295.53 | 401,926.40 | 89.7 |
| JOHNSON 0.3 MI S OF AT&SF RY | | 1.005 | \$ 3,802,871.38 | 103,501.34 | 3,685,750.17 | 99.9 |
| SH 174 0.5 MI N OF AT&SF RY | | | | | | |
| 0019-01-104 | | | | | | |
| DB-STP 95(290)R GR, DR STR, BASE & SURF | | | | | | |
| WORK ORDER- 10-02-95 | WORK BEGAN- 10-26-95 | | | | | |
| DATE WORK COMPLETED- | TIME COMPUTED 01-01-96 | | | | | |
| CONTRACT WORKING DAYS- | 400 ADDL DAYS GRANTED- | | | | | |
| WORKING DAYS CHARGED- | 246 PERCENT TIME USED- 62 | | | | | |
| ORVAL HALL EXCAVATING CO. | | | | | | |
| CONTRACT 08950126 | | TOTALS | 3,802,871.38 | 103,501.34 | 3,685,750.17 | 99.9 |
| JOHNSON END FM 3391, 0.5 MI SE OF IH 35H | | 3.106 | \$ 3,088,819.60 | 98,848.05 | 2,468,702.17 | 84.1 |
| FM 3391 COUNTY ROAD 529 | | | | | | |
| 3372-01-005 | | | | | | |
| A 3372-1-5 GR, STRS & SURF | | | | | | |
| WORK ORDER- 09-21-95 | WORK BEGAN- 11-27-95 | | | | | |
| DATE WORK COMPLETED- | TIME COMPUTED 11-27-95 | | | | | |
| CONTRACT WORKING DAYS- | 319 ADDL DAYS GRANTED- | | | | | |
| WORKING DAYS CHARGED- | 296 PERCENT TIME USED- 87 | | | | | |
| JORDAN PAVING CORPORATION | | | | | | |
| CONTRACT 08950204 | | TOTALS | 3,088,819.60 | 98,848.05 | 2,468,702.17 | 84.1 |

| * CONTRACT IDENTIFICATION AND INFORMATION | | * LENGTH | * CONTRACT AMOUNT | * AMOUNT THIS ESTIMATE | * TOTAL ESTIMATE TO DATE | * % COMP |
|---|------------------------|-------------|-------------------|------------------------|--------------------------|----------|
| JOHNSON AT EAST BUFFALO CRK | | .264 | \$ 1,564,273.50 | \$ 1,966.50 | \$ 1,459,795.98 | 100.0 |
| FM 4 0712-01-026 BR 95(149) REPL BR & APPRS | | | | | | |
| WORK ORDER- 02-09-96 | WORK BEGAN- 03-05-96 | | | | | |
| DATE WORK COMPLETED- 03-04-97 | TIME COMPUTED 02-25-96 | | | | | |
| CONTRACT WORKING DAYS- 138 | ADDL DAYS GRANTED- | | | | | |
| WORKING DAYS CHARGED- 128 | PERCENT TIME USED- 93 | | | | | |
| ELLIS-MCGINNIS CONSTRUCTION CO. | | | | | | |
| CONTRACT 12950044 | | TOTALS | 1,564,273.50 | 1,966.50 | 1,459,795.98 | 100.0 |
| PARKER ETC WISE CO. LINE, E | | M OF 81.807 | \$ 673,138.07 | \$.00 | \$.00 | .0 |
| SH 199 ETC FM 51,ETC. | | | | | | |
| 0171-03-051 ETC | | | | | | |
| CPM 171-3-51 SEAL COAT | | | | | | |
| WORK ORDER- 00-00-00 | WORK BEGAN- 00-00-00 | | | | | |
| DATE WORK COMPLETED- | TIME COMPUTED 00-00-00 | | | | | |
| CONTRACT WORKING DAYS- 45 | ADDL DAYS GRANTED- | | | | | |
| WORKING DAYS CHARGED- 0 | PERCENT TIME USED- 0 | | | | | |
| CSS, INC. | | | | | | |
| CONTRACT 02973066 | | TOTALS | 673,138.07 | .00 | .00 | 0.0 |
| PARKER SH 199 | | 4.432 | \$ 1,081,877.24 | \$.00 | \$ 1,073,914.99 | 99.9 |
| FM 1542 TARRANT COUNTY LINE | | | | | | |
| 1467-01-013 | | | | | | |
| CSR 1467-1-13 REHAB & WIDEN ROADWAY | | | | | | |
| WORK ORDER- 06-13-96 | WORK BEGAN- 07-01-96 | | | | | |
| DATE WORK COMPLETED- | TIME COMPUTED 06-29-96 | | | | | |
| CONTRACT WORKING DAYS- 150 | ADDL DAYS GRANTED- | | | | | |
| WORKING DAYS CHARGED- 86 | PERCENT TIME USED- 57 | | | | | |
| DUININCK BROS, INC. | | | | | | |
| CONTRACT 05963093 | | TOTALS | 1,081,877.24 | .00 | 1,073,914.99 | 99.9 |
| PARKER AT ASH CREEK | | .157 | \$ 842,696.56 | \$ 99,829.87 | \$ 687,109.29 | 85.8 |
| FM 730 | | | | | | |
| 1601-01-015 | | | | | | |
| BR 96(4) BR REPL | | | | | | |
| WORK ORDER- 07-25-96 | WORK BEGAN- 08-12-96 | | | | | |
| DATE WORK COMPLETED- | TIME COMPUTED 08-10-96 | | | | | |
| CONTRACT WORKING DAYS- 150 | ADDL DAYS GRANTED- | | | | | |
| WORKING DAYS CHARGED- 92 | PERCENT TIME USED- 61 | | | | | |
| COPPELL CONSTRUCTION CO., INC. | | | | | | |
| CONTRACT 06963060 | | TOTALS | 842,696.56 | 99,829.87 | 687,109.29 | 85.8 |
| PARKER 0.14 MI S OF T&P RR IN ALEDO, S | | 1.534 | \$ 597,083.65 | \$ 8,772.40 | \$ 171,447.19 | 30.2 |
| FM 1187 0.07 MI E OF CLEAR FORK TRINITY RIVER | | | | | | |
| 0008-09-025 | | | | | | |
| CD 8-9-25 REHAB & WIDEN PAV, CONST CULV | | | | | | |
| WORK ORDER- 07-23-96 | WORK BEGAN- 08-20-96 | | | | | |
| DATE WORK COMPLETED- | TIME COMPUTED 08-08-96 | | | | | |
| CONTRACT WORKING DAYS- 120 | ADDL DAYS GRANTED- | | | | | |
| WORKING DAYS CHARGED- 74 | PERCENT TIME USED- 62 | | | | | |
| APAC-TEXAS, INC. | | | | | | |
| CONTRACT 06963069 | | TOTALS | 597,083.65 | 8,772.40 | 171,447.19 | 30.2 |
| PARKER US 180 | | .776 | \$ 530,198.41 | \$ 49,391.94 | \$ 206,849.31 | 41.0 |
| FM 730 0.8 MI. N. | | | | | | |
| 1601-01-017 | | | | | | |
| CSR 1601-1-17 REHAB AND WIDEN ROADWAY & SIGNALS | | | | | | |
| WORK ORDER- 09-27-96 | WORK BEGAN- 10-16-96 | | | | | |
| DATE WORK COMPLETED- | TIME COMPUTED 10-13-96 | | | | | |
| CONTRACT WORKING DAYS- 105 | ADDL DAYS GRANTED- 15 | | | | | |
| WORKING DAYS CHARGED- 33 | PERCENT TIME USED- 28 | | | | | |
| ZACK BURKETT CO. | | | | | | |
| CONTRACT 08963019 | | TOTALS | 530,198.41 | 49,391.94 | 206,849.31 | 41.0 |

| * CONTRACT IDENTIFICATION AND INFORMATION | | * LENGTH | * CONTRACT AMOUNT | * AMOUNT THIS ESTIMATE | * TOTAL ESTIMATE TO DATE | * % COMP |
|---|------------------------|----------|-------------------|------------------------|--------------------------|----------|
| PARKER @ FM 2552 | | .823 | \$ 87,769.84 | \$.00 | \$.00 | .0 |
| IH 20 0314-07-027 CL 314-7-27 LANDSCAPE | | | | | | |
| WORK ORDER- 10-03-96 | WORK BEGAN- 00-00-00 | | | | | |
| DATE WORK COMPLETED- | TIME COMPUTED 10-19-96 | | | | | |
| CONTRACT WORKING DAYS- 60 | ADDL DAYS GRANTED- | | | | | |
| WORKING DAYS CHARGED- 0 | PERCENT TIME USED- 0 | | | | | |
| EVE HARDIN INTERNATIONAL, INC. | | | | | | |
| CONTRACT 09963020 | | TOTALS | 87,769.84 | .00 | .00 | 0.0 |
| PARKER IH 20 FRTG RDS IN WEATHERFORD | | .001 | \$ 86,152.75 | 19,771.40 | 64,082.25 | 78.2 |
| FM 2552 1179-03-005 CD 1179-3-5 TRAFF SIG | | | | | | |
| WORK ORDER- 01-06-97 | WORK BEGAN- 12-02-96 | | | | | |
| DATE WORK COMPLETED- | TIME COMPUTED 12-02-96 | | | | | |
| CONTRACT WORKING DAYS- 30 | ADDL DAYS GRANTED- | | | | | |
| WORKING DAYS CHARGED- 24 | PERCENT TIME USED- 80 | | | | | |
| SIG-OP SYSTEMS, INC. | | | | | | |
| CONTRACT 09963047 | | TOTALS | 86,152.75 | 19,771.40 | 64,082.25 | 78.2 |
| TARRANT AT WATAUGA RD IN NORTH RICHLAND HILLS | | .001 | \$ 65,287.95 | \$.00 | \$.00 | .0 |
| FM 1938 1978-01-034 C 1978-1-34 TRAFFIC SIGNALS | | | | | | |
| WORK ORDER- 02-14-97 | WORK BEGAN- 00-00-00 | | | | | |
| DATE WORK COMPLETED- | TIME COMPUTED 05-16-97 | | | | | |
| CONTRACT WORKING DAYS- 30 | ADDL DAYS GRANTED- | | | | | |
| WORKING DAYS CHARGED- 0 | PERCENT TIME USED- 0 | | | | | |
| SIG-OP SYSTEMS, INC. | | | | | | |
| CONTRACT 01973013 | | TOTALS | 65,287.95 | .00 | .00 | 0.0 |
| TARRANT VARIOUS LOCATIONS | | .001 | \$ 279,660.26 | \$.00 | \$.00 | .0 |
| VA 0902-00-051 CPM 902-00-51 REPLACE BRIDGE EXP JOINTS & BEARING PADS | | | | | | |
| WORK ORDER- 02-20-97 | WORK BEGAN- 00-00-00 | | | | | |
| DATE WORK COMPLETED- | TIME COMPUTED 03-08-97 | | | | | |
| CONTRACT WORKING DAYS- 78 | ADDL DAYS GRANTED- | | | | | |
| WORKING DAYS CHARGED- 0 | PERCENT TIME USED- 0 | | | | | |
| SCR CONSTRUCTION CO., INC. | | | | | | |
| CONTRACT 01973031 | | TOTALS | 279,660.26 | .00 | .00 | 0.0 |
| TARRANT TRINITY RIVER | | 23.757 | \$ 1,644,137.82 | \$.00 | \$.00 | .0 |
| SH 121 0363-03-039 CPM 363-3-39 MICROSURFACE | | | | | | |
| WORK ORDER- 02-14-97 | WORK BEGAN- 00-00-00 | | | | | |
| DATE WORK COMPLETED- | TIME COMPUTED 00-00-00 | | | | | |
| CONTRACT WORKING DAYS- 75 | ADDL DAYS GRANTED- | | | | | |
| WORKING DAYS CHARGED- 0 | PERCENT TIME USED- 0 | | | | | |
| BALLOU CONSTRUCTION CO., INC. | | | | | | |
| CONTRACT 01973064 | | TOTALS | 1,644,137.82 | .00 | .00 | 0.0 |
| TARRANT PINE STREET | | 8.099 | \$ 572,522.29 | \$.00 | \$.00 | .0 |
| SH 180 0008-05-024 CPM 8-5-24 MICROSURFACE | | | | | | |
| WORK ORDER- 00-00-00 | WORK BEGAN- 00-00-00 | | | | | |
| DATE WORK COMPLETED- | TIME COMPUTED 00-00-00 | | | | | |
| CONTRACT WORKING DAYS- 75 | ADDL DAYS GRANTED- | | | | | |
| WORKING DAYS CHARGED- 0 | PERCENT TIME USED- 0 | | | | | |
| BALLOU CONSTRUCTION CO., INC. | | | | | | |
| CONTRACT 02973029 | | TOTALS | 897,881.97 | .00 | .00 | 0.0 |

| * CONTRACT IDENTIFICATION AND INFORMATION | | *LENGTH | * CONTRACT AMOUNT | * AMOUNT THIS ESTIMATE | * TOTAL ESTIMATE TO DATE | * % COMP |
|---|--|---|---|------------------------|--------------------------|----------|
| TARRANT SH 199 0171-04-057 CPM 171-4-57 | PARKER COUNTY LINE FM 1886 (NORTH FRONTAGE ROAD) SEAL COAT | 22.524 | \$ 367,000.00 | \$.00 | .00 | .0 |
| WORK ORDER- 00-00-00 DATE WORK COMPLETED- CONTRACT WORKING DAYS- WORKING DAYS CHARGED- | 00-00-00 30 0 | WORK BEGAN- 00-00-00 TIME COMPUTED 00-00-00 ADDL DAYS GRANTED- PERCENT TIME USED- 0 | * NO CURRENT ESTIMATE PROCESSED AT THE TIME OF THIS RUN * | | | |
| CSS, INC. | CONTRACT 02973071 | TOTALS | 367,000.00 | .00 | .00 | 0.0 |
| TARRANT IH 20 0008-12-071 CM 96(62)I | SH 183 IH 35N CCTV, FIBER OPTIC COMM, ETC | 4.500 | \$ 672,930.53 | \$.00 | 581,658.61 | 91.1 |
| WORK ORDER- 05-10-96 DATE WORK COMPLETED- CONTRACT WORKING DAYS- WORKING DAYS CHARGED- | 05-10-96 154 171 | WORK BEGAN- 08-12-96 TIME COMPUTED 08-09-96 ADDL DAYS GRANTED- 15 PERCENT TIME USED- 101 | * ESTIMATE HAS BEEN BY-PASSED * | | | |
| INTEGRATED ROADWAY SERVICES, INC. | CONTRACT 03963015 | TOTALS | 672,930.53 | .00 | 581,658.61 | 91.1 |
| TARRANT SP 303 2208-01-046 STP 96(22)MM | AT BOWEN RD INTERSECTION IMPROVEMENTS | .587 | \$ 2,794,044.61 | \$ 127,721.66 | 1,920,991.93 | 72.3 |
| WORK ORDER- 04-18-96 DATE WORK COMPLETED- CONTRACT WORKING DAYS- WORKING DAYS CHARGED- | 04-18-96 298 209 | WORK BEGAN- 05-14-96 TIME COMPUTED 05-04-96 ADDL DAYS GRANTED- 2 PERCENT TIME USED- 70 | | | | |
| AUSTIN BRIDGE & ROAD, INC. | CONTRACT 03963050 | TOTALS | 2,794,044.61 | 127,721.66 | 1,920,991.93 | 72.3 |
| TARRANT VA 0902-48-214 STP 94(198)TE | SH 360 850' E OF SH 360 INSTALL LANDSCAPE | .108 | \$ 129,358.25 | \$.00 | 109,951.57 | 89.4 |
| WORK ORDER- 05-08-96 DATE WORK COMPLETED- CONTRACT WORKING DAYS- WORKING DAYS CHARGED- | 05-08-96 43 42 | WORK BEGAN- 05-29-96 TIME COMPUTED 05-24-96 ADDL DAYS GRANTED- 3 PERCENT TIME USED- 91 | | | | |
| RANDALL & BLAKE, INC. | CONTRACT 03963071 | TOTALS | 129,358.25 | .00 | 109,951.57 | 89.4 |
| TARRANT IH 820 0008-13-167 IM 820-4(225)457 | INTCHG W/SH 121, SH 183, SH 26 & FM 1938 GR, DR, STRS, CONC PAV, ACP & PAV MRKS | .927 | \$ 17,923,596.48 | \$ 612,824.98 | 10,885,601.18 | 64.0 |
| WORK ORDER- 06-16-95 DATE WORK COMPLETED- CONTRACT WORKING DAYS- WORKING DAYS CHARGED- | 06-16-95 703 403 | WORK BEGAN- 09-28-95 TIME COMPUTED 09-15-95 ADDL DAYS GRANTED- 16 PERCENT TIME USED- 56 | | | | |
| MARTIN K. EBY CONSTRUCTION CO., INC. | CONTRACT 04950042 | TOTALS | 17,923,596.48 | 612,824.98 | 10,885,789.11 | 64.0 |
| TARRANT BU 287P 0172-01-036 STP 95(291)MM | IH 20 VILLAGE CREEK GR STRS & SURF | .696 | \$ 3,742,870.27 | \$ 22,045.44 | 1,393,074.60 | 39.1 |
| WORK ORDER- 05-22-96 DATE WORK COMPLETED- CONTRACT WORKING DAYS- WORKING DAYS CHARGED- | 05-22-96 489 128 | WORK BEGAN- 06-20-96 TIME COMPUTED 06-07-96 ADDL DAYS GRANTED- PERCENT TIME USED- 26 | | | | |
| CHAMPAGNE-WEBBER INC., TEXAS | CONTRACT 04963002 | TOTALS | 3,742,870.27 | 22,045.44 | 1,393,074.60 | 39.1 |

| * CONTRACT IDENTIFICATION AND INFORMATION | | *LENGTH* | * CONTRACT AMOUNT | * AMOUNT THIS ESTIMATE | * TOTAL ESTIMATE TO DATE | * % COMP |
|---|--|----------|-------------------|------------------------|--------------------------|----------|
| TARRANT FM 157 | | 1.362 | \$ 5,738,293.16 | \$ 128,508.30 | \$ 2,217,310.42 | 40.6 |
| BU 287P OAK ST IN MANSFIELD | | | | | | |
| 0172-02-053 | | | | | | |
| STP 96(42)UM GR, STRS, & SURF | | | | | | |
| WORK ORDER- 05-31-96 | | | | | | |
| DATE WORK COMPLETED- | | | | | | |
| CONTRACT WORKING DAYS- 514 | | | | | | |
| WORKING DAYS CHARGED- 188 | | | | | | |
| WORK BEGAN- 06-20-96 | | | | | | |
| TIME COMPUTED 06-16-96 | | | | | | |
| ADDL DAYS GRANTED- | | | | | | |
| PERCENT TIME USED- 37 | | | | | | |
| ED BELL CONSTRUCTION COMPANY | | | | | | |
| COPPELL CONSTRUCTION CO., INC. | | | | | | |
| CONTRACT 04963038 | | TOTALS | 5,738,293.16 | 128,508.30 | 2,217,310.42 | 40.6 |
| TARRANT OAKLAND BLVD | | 4.224 | \$ 9,094,912.08 | \$ 97,668.23 | \$ 7,186,691.04 | 83.1 |
| IH 30 FIELDER RD | | | | | | |
| 1068-02-095 | | | | | | |
| IM 30-4(78)018 ACP L/UP, MICROSUR, SEAL SHLDR & REPL BR | | | | | | |
| WORK ORDER- 06-30-95 | | | | | | |
| DATE WORK COMPLETED- | | | | | | |
| CONTRACT WORKING DAYS- 561 | | | | | | |
| WORKING DAYS CHARGED- 433 | | | | | | |
| WORK BEGAN- 08-14-95 | | | | | | |
| TIME COMPUTED 07-16-95 | | | | | | |
| ADDL DAYS GRANTED- | | | | | | |
| PERCENT TIME USED- 77 | | | | | | |
| CHAMPAGNE-WEBBER INC., TEXAS | | | | | | |
| CONTRACT 05950056 | | TOTALS | 9,094,912.08 | 97,668.23 | 7,186,691.04 | 83.1 |
| TARRANT AT MATLOCK RD IN ARLINGTON | | .098 | \$ 159,223.95 | \$ 9,332.81 | \$ 138,311.01 | 91.4 |
| IH 20 | | | | | | |
| 2374-05-048 | | | | | | |
| CM 95(70)I INT IMPRV | | | | | | |
| WORK ORDER- 08-15-96 | | | | | | |
| DATE WORK COMPLETED- | | | | | | |
| CONTRACT WORKING DAYS- 55 | | | | | | |
| WORKING DAYS CHARGED- 35 | | | | | | |
| WORK BEGAN- 11-18-96 | | | | | | |
| TIME COMPUTED 08-31-96 | | | | | | |
| ADDL DAYS GRANTED- | | | | | | |
| PERCENT TIME USED- 64 | | | | | | |
| REBCON, INC. | | | | | | |
| CONTRACT 06963017 | | TOTALS | 159,223.95 | 9,332.81 | 138,311.01 | 91.4 |
| TARRANT AT INTCHG WITH IH 30 IN FT WORTH (EAST CENTRAL INCREMENT) | | .001 | \$ 19,371,282.27 | \$ 174,528.59 | \$ 17,693,296.87 | 96.1 |
| IH 35W | | | | | | |
| 0014-16-159 | | | | | | |
| I 35W-5(116)422 GR, STRS, CONC PAV, ACP, SIGN, PM, ILLUM | | | | | | |
| TARRANT | | .000 | \$.00 | \$ -10,102.41 | \$ 82,271.05 | .0 |
| 0014-16-213 | | | | | | |
| CL 14-16-213 | | | | | | |
| TARRANT | | .000 | \$.00 | \$.00 | \$ 5,226.22 | .0 |
| STOCK-ACCT 02-1-0399 | | | | | | |
| WORK ORDER- 08-25-93 | | | | | | |
| DATE WORK COMPLETED- | | | | | | |
| CONTRACT WORKING DAYS- 1,075 | | | | | | |
| WORKING DAYS CHARGED- 1,047 | | | | | | |
| WORK BEGAN- 09-30-93 | | | | | | |
| TIME COMPUTED 09-10-93 | | | | | | |
| ADDL DAYS GRANTED- 32 | | | | | | |
| PERCENT TIME USED- 95 | | | | | | |
| J. D. ABRAMS, INC. | | | | | | |
| CONTRACT 07930044 | | TOTALS | 19,371,282.27 | 164,426.18 | 17,780,794.14 | 96.6 |
| TARRANT 0.4 MI W OF SUMMIT AVE | | .519 | \$ 9,331,621.40 | \$ 187,230.51 | \$ 7,493,451.34 | 84.5 |
| IH 30 SUMMIT AVE IN FORT WORTH | | | | | | |
| 1068-01-151 | | | | | | |
| NH 93(11)IM GR, STRS, BASE, CONC PAV, SIGN, SRVL, ILM | | | | | | |
| WORK ORDER- 12-21-95 | | | | | | |
| DATE WORK COMPLETED- | | | | | | |
| CONTRACT WORKING DAYS- 448 | | | | | | |
| WORKING DAYS CHARGED- 297 | | | | | | |
| WORK BEGAN- 01-29-96 | | | | | | |
| TIME COMPUTED 01-06-96 | | | | | | |
| ADDL DAYS GRANTED- | | | | | | |
| PERCENT TIME USED- 63 | | | | | | |
| ARCHER-WESTERN CONTRACTORS, LTD. | | | | | | |
| CONTRACT 07950005 | | TOTALS | 9,331,621.40 | 187,230.51 | 7,493,451.34 | 84.5 |

| * CONTRACT IDENTIFICATION AND INFORMATION | | * LENGTH * | * CONTRACT AMOUNT * | * AMOUNT THIS ESTIMATE * | * TOTAL ESTIMATE TO DATE * | * % COMP * |
|---|---|------------|---------------------|--------------------------|----------------------------|------------|
| TARRANT SH 10 0094-02-075 STP 96(747)MM | IH 820 IN HURST BELL SPUR GR STRS & SURF | 3.130 | \$ 7,596,055.21' | 142,688.73' | 1,956,025.05' | 27.1' |
| WORK ORDER- 09-04-96 DATE WORK COMPLETED- CONTRACT WORKING DAYS- WORKING DAYS CHARGED- | 270 111 | | | | | |
| | WORK BEGAN- 09-12-96 TIME COMPUTED 09-20-96 ADDL DAYS GRANTED- PERCENT TIME USED- 41 | | | | | |
| DUININCK BROS, INC. | | | | | | |
| CONTRACT 07963003 | | TOTALS | 7,596,055.21' | 142,688.73' | 1,956,025.05' | 27.1' |
| TARRANT FM 3029 3125-01-008 STP 95(293)MM | FM 1938 GLADE RD GR, STRS, & SURF | 2.158 | \$ 7,219,681.08' | 184,154.11' | 2,131,818.59' | 31.0' |
| TARRANT STOCK-ACCT 02-1-0327 | | .000 | \$.00' | .00' | 1,571.54' | .0' |
| WORK ORDER- 08-06-96 DATE WORK COMPLETED- CONTRACT WORKING DAYS- WORKING DAYS CHARGED- | 404 81 | | | | | |
| | WORK BEGAN- 09-04-96 TIME COMPUTED 11-05-96 ADDL DAYS GRANTED- PERCENT TIME USED- 20 | | | | | |
| ORVAL HALL EXCAVATING CO. | | | | | | |
| CONTRACT 07963005 | | TOTALS | 7,219,681.08' | 184,154.11' | 2,133,390.13' | 31.1' |
| TARRANT SH 360 2266-02-089 CM 96(749) | SH 183 IH 20 TRAFFIC SURVEILLANCE SYSTEM | 11.000 | \$ 2,485,747.34' | 107,094.54' | 108,516.65' | 4.5' |
| WORK ORDER- 09-09-96 DATE WORK COMPLETED- CONTRACT WORKING DAYS- WORKING DAYS CHARGED- | 460 69 | | | | | |
| | WORK BEGAN- 01-30-97 TIME COMPUTED 12-09-96 ADDL DAYS GRANTED- PERCENT TIME USED- 15 | | | | | |
| COMSAT CORPORATION | | | | | | |
| CONTRACT 07963063 | | TOTALS | 2,485,747.34' | 107,094.54' | 108,516.65' | 4.5' |
| TARRANT IH 820 0008-13-155 IM 820-4(221)454 | INTCHG W/SH 121, SH 183, SH 26 & FM 1938 INTERCHANGE IMPROVEMENTS | .762 | \$ 16,967,077.16' | 392,183.48' | 15,538,161.34' | 96.3' |
| TARRANT STOCK-ACCT 02-1-0399 | | .000 | \$.00' | .00' | 3,440.69' | .0' |
| WORK ORDER- 09-27-94 DATE WORK COMPLETED- CONTRACT WORKING DAYS- WORKING DAYS CHARGED- | 596 636 | | | | | |
| | WORK BEGAN- 10-26-94 TIME COMPUTED 10-13-94 ADDL DAYS GRANTED- PERCENT TIME USED- 95 | | | | | |
| H. B. ZACHRY COMPANY | | | | | | |
| CONTRACT 08940080 | | TOTALS | 16,967,077.16' | 392,183.48' | 15,541,602.03' | 96.4' |
| TARRANT VA 0902-00-043 UBF IM 20-4(229)364 | VARIOUS INTERSTATE HIGHWAYS THERMOPLASTIC PAVEMENT MARKINGS | .001 | \$ 576,196.90' | 26,996.41' | 178,530.59' | 32.6' |
| TARRANT VA 0902-00-044 CPH 902-00-44 | VARIOUS NON-INTERSTATE HIGHWAYS THERMOPLASTIC PAVEMENT MARKINGS | .001 | \$ 375,569.00' | -8,569.88' | 175,844.79' | 49.2' |
| WORK ORDER- 09-11-96 DATE WORK COMPLETED- CONTRACT WORKING DAYS- WORKING DAYS CHARGED- | 90 45 | | | | | |
| | WORK BEGAN- 10-15-96 TIME COMPUTED 09-27-96 ADDL DAYS GRANTED- PERCENT TIME USED- 49 | | | | | |
| LECTRIC LITES COMPANY | | | | | | |
| CONTRACT 08963011 | | TOTALS | 951,765.90' | 18,426.53' | 354,375.38' | 39.1' |

| * CONTRACT IDENTIFICATION AND INFORMATION | | * LENGTH | * CONTRACT AMOUNT | * AMOUNT THIS ESTIMATE | * TOTAL ESTIMATE TO DATE | * % COMP |
|--|--|--------------------|-------------------|------------------------|--------------------------|----------|
| TARRANT | WESTPARK WAY @ TIBBETS & SILVERCREEK IN EULESS | .001 | \$ 86,500.00 | \$ 52,941.22 | \$ 79,792.02 | 97.1 |
| 0902-48-326 CM 96(770) TRAFFIC SIGNAL IMPROVEMENTS | | | | | | |
| WORK ORDER- | 09-17-96 | WORK BEGAN- | 12-20-96 | | | |
| DATE WORK COMPLETED- | | TIME COMPUTED | 12-16-96 | | | |
| CONTRACT WORKING DAYS- | 30 | ADDL DAYS GRANTED- | | | | |
| WORKING DAYS CHARGED- | 29 | PERCENT TIME USED- | 97 | | | |
| DURABLE SPECIALTIES, INC. | | | | | | |
| CONTRACT 08963014 | | TOTALS | 86,500.00 | 52,941.22 | 79,792.02 | 97.1 |
| TARRANT | VARIOUS NON-INTERSTATE HWAYS IN DISTRICT VA | .001 | \$ 288,620.34 | \$ 4,104.00 | \$ 51,262.46 | 18.6 |
| 0902-00-042 C 902-00-42 REPLACE GUIDE SIGNS | | | | | | |
| WORK ORDER- | 09-17-96 | WORK BEGAN- | 10-31-96 | | | |
| DATE WORK COMPLETED- | | TIME COMPUTED | 12-17-96 | | | |
| CONTRACT WORKING DAYS- | 90 | ADDL DAYS GRANTED- | 9 | | | |
| WORKING DAYS CHARGED- | 41 | PERCENT TIME USED- | 41 | | | |
| MICA CORPORATION | | | | | | |
| CONTRACT 08963049 | | TOTALS | 288,620.34 | 4,104.00 | 51,262.46 | 18.6 |
| TARRANT | MITCHELL ST PARK ROM | .584 | \$ 2,339,395.18 | \$.00 | \$.00 | .0 |
| 0747-04-042 NH 96(656)M GR, STRS, SURF | | | | | | |
| WORK ORDER- | 11-07-96 | WORK BEGAN- | 00-00-00 | | | |
| DATE WORK COMPLETED- | | TIME COMPUTED | 02-05-97 | | | |
| CONTRACT WORKING DAYS- | 320 | ADDL DAYS GRANTED- | | | | |
| WORKING DAYS CHARGED- | 0 | PERCENT TIME USED- | 0 | | | |
| ED BELL CONSTRUCTION COMPANY | | | | | | |
| CONTRACT 08963063 | | TOTALS | 2,339,395.18 | .00 | .00 | 0.0 |
| TARRANT | AT UNIVERSITY DR | .001 | \$ 63,660.00 | \$ 54,699.10 | \$ 59,819.60 | 98.9 |
| IH 30 1068-01-148 CM 96(844)I SATELLITE BUILDING | | | | | | |
| WORK ORDER- | 09-16-96 | WORK BEGAN- | 01-07-97 | | | |
| DATE WORK COMPLETED- | | TIME COMPUTED | 12-16-96 | | | |
| CONTRACT WORKING DAYS- | 51 | ADDL DAYS GRANTED- | 2 | | | |
| WORKING DAYS CHARGED- | 53 | PERCENT TIME USED- | 100 | | | |
| MICA CORPORATION | | | | | | |
| CONTRACT 08963067 | | TOTALS | 63,660.00 | 54,699.10 | 59,819.60 | 98.9 |
| TARRANT | VARIOUS HIGHWAYS IN TARRANT COUNTY | 67.052 | \$ 332,764.90 | \$.00 | \$.00 | .0 |
| VA 0902-48-220 CPM 902-48-220 FOG SEAL | | | | | | |
| WORK ORDER- | 00-00-00 | WORK BEGAN- | 00-00-00 | | | |
| DATE WORK COMPLETED- | | TIME COMPUTED | 00-00-00 | | | |
| CONTRACT WORKING DAYS- | 60 | ADDL DAYS GRANTED- | | | | |
| WORKING DAYS CHARGED- | 0 | PERCENT TIME USED- | 0 | | | |
| BOBBIE D. HAYNES CONST. CO. | | | | | | |
| CONTRACT 09940031 | | TOTALS | 332,764.90 | .00 | .00 | 0.0 |
| TARRANT | AT TRINITY BLVD IN FORT WORTH | .003 | \$ 539,758.77 | \$.00 | \$ 498,176.44 | 100.0 |
| IH 820 0008-13-174 CM 95(86)I TRAF SIG IMPRV | | | | | | |
| WORK ORDER- | 12-04-95 | WORK BEGAN- | 05-07-96 | | | |
| DATE WORK COMPLETED- | 02-28-97 | TIME COMPUTED | 03-02-96 | | | |
| CONTRACT WORKING DAYS- | 110 | ADDL DAYS GRANTED- | 33 | | | |
| WORKING DAYS CHARGED- | 175 | PERCENT TIME USED- | 122 | | | |
| COMSAT CORPORATION | | | | | | |
| CONTRACT 09950042 | | TOTALS | 539,758.77 | .00 | 498,176.44 | 100.0 |

* NO CURRENT ESTIMATE PROCESSED AT THE *
* TIME OF THIS RUN *

* ESTIMATE HAS BEEN BY-PASSED *

| * CONTRACT IDENTIFICATION AND INFORMATION | | * LENGTH | * CONTRACT AMOUNT | * AMOUNT THIS ESTIMATE | * TOTAL ESTIMATE TO DATE | * % COMP |
|---|---------------------------------------|----------|-------------------|------------------------|--------------------------|----------|
| TARRANT | AT RODGER LINE RD | .100 | \$ 58,039.00 | \$ 760.00 | \$ 11,997.07 | 21.7 |
| SH 26 0363-01-108 C 363-1-108 | | | | | | |
| TRAFFIC SIGNALS | | | | | | |
| WORK ORDER- 10-10-97 | | | | | | |
| DATE WORK COMPLETED- | | | | | | |
| CONTRACT WORKING DAYS- | | 30 | | | | |
| WORKING DAYS CHARGED- | | 8 | | | | |
| WORK BEGAN- 01-07-97 | | | | | | |
| TIME COMPUTED 01-07-97 | | | | | | |
| ADDL DAYS GRANTED- | | | | | | |
| PERCENT TIME USED- 27 | | | | | | |
| SHARROCK ELECTRIC, INC. | | | | | | |
| CONTRACT 09963018 | | TOTALS | 58,039.00 | 760.00 | 11,997.07 | 21.7 |
| TARRANT | 0.3 MI SOUTH OF ALLIANCE BLVD | 2.016 | \$ 2,416,921.93 | \$ 82,566.41 | \$ 610,190.73 | 26.5 |
| IH 35H 0081-12-023 C 81-12-23 | | | | | | |
| GR, STRS, BASE & SURF | | | | | | |
| WORK ORDER- 10-23-96 | | | | | | |
| DATE WORK COMPLETED- | | | | | | |
| CONTRACT WORKING DAYS- | | 192 | | | | |
| WORKING DAYS CHARGED- | | 70 | | | | |
| WORK BEGAN- 12-02-96 | | | | | | |
| TIME COMPUTED 11-08-96 | | | | | | |
| ADDL DAYS GRANTED- | | | | | | |
| PERCENT TIME USED- 36 | | | | | | |
| CHAMPAGNE-WEBBER INC., TEXAS | | | | | | |
| CONTRACT 09963044 | | TOTALS | 2,416,921.93 | 82,566.41 | 610,190.73 | 26.5 |
| TARRANT | AT SH 180 (COLLINS ST) | .234 | \$ 877,014.28 | \$.00 | \$.00 | .0 |
| FM 157 0747-03-064 CM 96(58) | | | | | | |
| INTERSECTION IMPROVEMENTS | | | | | | |
| WORK ORDER- 11-14-96 | | | | | | |
| DATE WORK COMPLETED- | | | | | | |
| CONTRACT WORKING DAYS- | | 190 | | | | |
| WORKING DAYS CHARGED- | | 0 | | | | |
| WORK BEGAN- 00-00-00 | | | | | | |
| TIME COMPUTED 11-30-96 | | | | | | |
| ADDL DAYS GRANTED- | | | | | | |
| PERCENT TIME USED- 0 | | | | | | |
| REBCON, INC. | | | | | | |
| CONTRACT 09963059 | | TOTALS | 877,014.28 | .00 | .00 | 0.0 |
| TARRANT | AT INTERCHANGE WITH IH 30 IN FT WORTH | 1.012 | \$ 30,866,446.13 | \$ 1,080,364.86 | \$ 19,013,548.32 | 64.8 |
| IH 35H 0014-16-167 I 35H-5(119)421 | | | | | | |
| GR, STRS & SURF | | | | | | |
| WORK ORDER- 11-28-95 | | | | | | |
| DATE WORK COMPLETED- | | | | | | |
| CONTRACT WORKING DAYS- | | 704 | | | | |
| WORKING DAYS CHARGED- | | 292 | | | | |
| WORK BEGAN- 01-15-96 | | | | | | |
| TIME COMPUTED 12-14-95 | | | | | | |
| ADDL DAYS GRANTED- 81 | | | | | | |
| PERCENT TIME USED- 37 | | | | | | |
| J. D. ABRAMS, INC. | | | | | | |
| CONTRACT 10950001 | | TOTALS | 30,866,446.13 | 1,080,364.86 | 19,013,548.32 | 64.8 |
| TARRANT | IH 820 | 8.916 | \$ 8,946,971.07 | \$ 212,463.60 | \$ 6,785,725.15 | 79.8 |
| IH 30 1068-02-093 IM 30-4(79)021 | | | | | | |
| GR, DR, RAIL, & REPL BRIDGE | | | | | | |
| WORK ORDER- 11-28-95 | | | | | | |
| DATE WORK COMPLETED- | | | | | | |
| CONTRACT WORKING DAYS- | | 512 | | | | |
| WORKING DAYS CHARGED- | | 258 | | | | |
| WORK BEGAN- 02-01-96 | | | | | | |
| TIME COMPUTED 12-14-95 | | | | | | |
| ADDL DAYS GRANTED- 2 | | | | | | |
| PERCENT TIME USED- 50 | | | | | | |
| CHAMPAGNE-WEBBER INC., TEXAS | | | | | | |
| CONTRACT 10950034 | | TOTALS | 8,946,971.07 | 212,463.60 | 6,785,725.15 | 79.8 |
| TARRANT | IH 820 | .001 | \$ 1,064,249.57 | \$.00 | \$ 951,328.75 | 93.4 |
| IH 20 2374-05-047 CM 95(104)I | | | | | | |
| SURVEILLANCE SYSTEM | | | | | | |
| WORK ORDER- 11-14-95 | | | | | | |
| DATE WORK COMPLETED- | | | | | | |
| CONTRACT WORKING DAYS- | | 154 | | | | |
| WORKING DAYS CHARGED- | | 216 | | | | |
| WORK BEGAN- 01-16-96 | | | | | | |
| TIME COMPUTED 02-13-96 | | | | | | |
| ADDL DAYS GRANTED- 60 | | | | | | |
| PERCENT TIME USED- 101 | | | | | | |
| MICA CORPORATION | | | | | | |
| CONTRACT 10950043 | | TOTALS | 1,064,249.57 | .00 | 951,328.75 | 93.4 |

* ESTIMATE HAS BEEN BY-PASSED *

| * CONTRACT IDENTIFICATION AND INFORMATION | | * LENGTH | * CONTRACT AMOUNT | * AMOUNT THIS ESTIMATE | * TOTAL ESTIMATE TO DATE | * % COMP |
|--|--|--|-------------------|------------------------|--------------------------|----------|
| TARRANT SH 26 SH 183 IH 820 IN RICHLAND HILLS 0094-02-106 CLM 94-2-106 LANDSCAPE DEVELOPMENT | | 3.063 | \$ 120,553.00 | \$ 20,849.07 | \$ 43,969.64 | 38.3 |
| WORK ORDER- 12-04-96 DATE WORK COMPLETED- CONTRACT WORKING DAYS- 60 WORKING DAYS CHARGED- 30 | | WORK BEGAN- 01-23-97 TIME COMPUTED 12-20-96 ADDL DAYS GRANTED- 4 PERCENT TIME USED- 47 | | | | |
| BRAZOS SERVICES, INC. CONTRACT 10963015 | | TOTALS | 120,553.00 | 20,849.07 | 43,969.64 | 38.3 |
| TARRANT CR ON ALEDO ROAD AT WALNUT CREEK 0902-48-159 BR 93(147)OX REPLACE BRIDGE | | .318 | \$ 334,029.95 | \$ 48,497.00 | \$ 169,217.05 | 53.3 |
| WORK ORDER- 12-13-96 DATE WORK COMPLETED- CONTRACT WORKING DAYS- 118 WORKING DAYS CHARGED- 44 | | WORK BEGAN- 12-19-96 TIME COMPUTED 12-29-96 ADDL DAYS GRANTED- PERCENT TIME USED- 37 | | | | |
| FOUR THIRTEEN INCORPORATED CONTRACT 10963019 | | TOTALS | 334,029.95 | 48,497.00 | 169,217.05 | 53.3 |
| TARRANT SH 199 0.6 MI N OF FM 1886 0.5 MI S OF FM 1886 0171-04-047 DPR 0111(002) GR, STRS & SURF | | 2.058 | \$ 10,896,938.38 | \$ 536,847.07 | \$ 536,847.07 | 5.1 |
| WORK ORDER- 12-04-96 DATE WORK COMPLETED- CONTRACT WORKING DAYS- 383 WORKING DAYS CHARGED- 50 | | WORK BEGAN- 02-03-97 TIME COMPUTED 12-20-96 ADDL DAYS GRANTED- PERCENT TIME USED- 13 | | | | |
| H. B. ZACHRY COMPANY CONTRACT 10963034 | | TOTALS | 10,896,938.38 | 536,847.07 | 536,847.07 | 5.1 |
| TARRANT AT HILLWOOD BLVD IH 35H 0081-12-030 DPI 0115(003) CONST INTCHG WITH FRTG RDS | | 1.538 | \$ 7,710,455.49 | \$ 579,174.90 | \$ 6,879,737.45 | 93.9 |
| WORK ORDER- 12-28-95 DATE WORK COMPLETED- CONTRACT WORKING DAYS- 383 WORKING DAYS CHARGED- 303 | | WORK BEGAN- 02-07-96 TIME COMPUTED 01-13-96 ADDL DAYS GRANTED- 1 PERCENT TIME USED- 79 | | | | |
| ORVAL HALL EXCAVATING CO. CONTRACT 11950002 | | TOTALS | 7,710,455.49 | 579,174.90 | 6,879,737.45 | 93.9 |
| TARRANT AT ARKANSAS LN/MATLOCK RD IN ARLINGTON CS 0902-48-260 CM 95(76) INTERSECTION IMPROVEMENT | | .111 | \$ 343,001.40 | \$ 58,175.34 | \$ 58,175.34 | 17.8 |
| WORK ORDER- 01-21-97 DATE WORK COMPLETED- CONTRACT WORKING DAYS- 91 WORKING DAYS CHARGED- 6 | | WORK BEGAN- 02-05-97 TIME COMPUTED 02-06-97 ADDL DAYS GRANTED- PERCENT TIME USED- 7 | | | | |
| AUSTIN BRIDGE & ROAD, INC. CONTRACT 11963068 | | TOTALS | 343,001.40 | 58,175.34 | 58,175.34 | 17.8 |
| TARRANT SH 10 SH 183 DALLAS COUNTY LINE 0094-02-102 CM 96(3) TRAFFIC SURVEILLANCE SYSTEM | | 10.300 | \$ 1,209,468.75 | \$ 109,745.99 | \$ 996,540.44 | 86.7 |
| WORK ORDER- 02-08-96 DATE WORK COMPLETED- CONTRACT WORKING DAYS- 230 WORKING DAYS CHARGED- 247 | | WORK BEGAN- 05-20-96 TIME COMPUTED 05-09-96 ADDL DAYS GRANTED- 30 PERCENT TIME USED- 95 | | | | |
| INTEGRATED ROADWAY SERVICES, INC. CONTRACT 12950051 | | TOTALS | 1,209,468.75 | 109,745.99 | 996,540.44 | 86.7 |

| * CONTRACT IDENTIFICATION AND INFORMATION | | * LENGTH | * CONTRACT AMOUNT | * AMOUNT THIS ESTIMATE | * TOTAL ESTIMATE TO DATE | * % COMP |
|---|------------------------|----------|-------------------|------------------------|--------------------------|----------|
| TARRANT SH 121 0364-01-104 NH 97(66) PRECINCT LINE RD HURSTVIEW DR REPL CTB WITH T202 RAIL | | .568 | \$ 142,846.42 | \$ 72,022.46 | 72,022.46 | 53.0 |
| WORK ORDER- 01-09-97 | WORK BEGAN- 02-05-97 | | | | | |
| DATE WORK COMPLETED- | TIME COMPUTED 01-25-97 | | | | | |
| CONTRACT WORKING DAYS- 43 | ADDL DAYS GRANTED- | | | | | |
| WORKING DAYS CHARGED- 25 | PERCENT TIME USED- 58 | | | | | |
| SCR CONSTRUCTION CO., INC. | | | | | | |
| CONTRACT 12963018 | | TOTALS | 142,846.42 | 72,022.46 | 72,022.46 | 53.0 |
| TARRANT CS 0902-48-200 CM 94(23) 1200' W OF DOVE LP & PR 7 INT 350' N OF PR 1 & PR 2 INT BIKE TRAIL | | .818 | \$ 288,815.05 | \$ 19,760.00 | 20,710.00 | 7.5 |
| WORK ORDER- 01-07-97 | WORK BEGAN- 01-31-97 | | | | | |
| DATE WORK COMPLETED- | TIME COMPUTED 01-23-97 | | | | | |
| CONTRACT WORKING DAYS- 107 | ADDL DAYS GRANTED- | | | | | |
| WORKING DAYS CHARGED- 27 | PERCENT TIME USED- 25 | | | | | |
| ED BELL CONSTRUCTION COMPANY | | | | | | |
| CONTRACT 12963021 | | TOTALS | 288,815.05 | 19,760.00 | 20,710.00 | 7.5 |
| TARRANT CS ETC 0902-48-261 ETC CM 95(77) ABRAMS STREET AT NEW YORK AVENUE IN ARLINGTON, ETC. INTERSECTION IMPROVEMENTS | | .883 | \$ 849,895.32 | \$.00 | .00 | .0 |
| WORK ORDER- 01-29-97 | WORK BEGAN- 00-00-00 | | | | | |
| DATE WORK COMPLETED- | TIME COMPUTED 02-14-97 | | | | | |
| CONTRACT WORKING DAYS- 426 | ADDL DAYS GRANTED- | | | | | |
| WORKING DAYS CHARGED- 0 | PERCENT TIME USED- 0 | | | | | |
| ED BELL CONSTRUCTION COMPANY | | | | | | |
| CONTRACT 12963037 | | TOTALS | 849,895.32 | .00 | .00 | 0.0 |
| HISE SH 114 0352-02-037 CD 352-2-37 AT FM 730 IN BOYD WIDEN FOR TURN LANES | | .538 | \$ 126,745.61 | \$.00 | .00 | .0 |
| WORK ORDER- 02-19-97 | WORK BEGAN- 00-00-00 | | | | | |
| DATE WORK COMPLETED- | TIME COMPUTED 03-07-97 | | | | | |
| CONTRACT WORKING DAYS- 45 | ADDL DAYS GRANTED- | | | | | |
| WORKING DAYS CHARGED- 0 | PERCENT TIME USED- 0 | | | | | |
| APAC-TEXAS, INC. | | | | | | |
| CONTRACT 01973034 | | TOTALS | 126,745.61 | .00 | .00 | 0.0 |
| HISE CR 0902-20-034 BR 93(169)OX ON CR 292 AT WALNUT CREEK REPLACE BRIDGE | | .344 | \$ 515,472.96 | \$.00 | .00 | .0 |
| WORK ORDER- 00-00-00 | WORK BEGAN- 00-00-00 | | | | | |
| DATE WORK COMPLETED- | TIME COMPUTED 00-00-00 | | | | | |
| CONTRACT WORKING DAYS- 150 | ADDL DAYS GRANTED- | | | | | |
| WORKING DAYS CHARGED- 0 | PERCENT TIME USED- 0 | | | | | |
| TRITON MARINE CONSTRUCTION CORPORATION | | | | | | |
| CONTRACT 01973063 | | TOTALS | 515,472.96 | .00 | .00 | 0.0 |
| HISE US 81 0013-08-097 CPH 13-8-97 FM 407 .080 KM S OF CR 4840 SEAL COAT & MICROSURFACE | | 10.031 | \$ 407,853.12 | \$.00 | .00 | .0 |
| WORK ORDER- 02-12-97 | WORK BEGAN- 00-00-00 | | | | | |
| DATE WORK COMPLETED- | TIME COMPUTED 00-00-00 | | | | | |
| CONTRACT WORKING DAYS- 45 | ADDL DAYS GRANTED- | | | | | |
| WORKING DAYS CHARGED- 0 | PERCENT TIME USED- 0 | | | | | |
| VIKING CONSTRUCTION, INC. | | | | | | |
| CONTRACT 01973071 | | TOTALS | 407,853.12 | .00 | .00 | 0.0 |

| * CONTRACT IDENTIFICATION AND INFORMATION | | * LENGTH | * CONTRACT AMOUNT | * AMOUNT THIS ESTIMATE | * TOTAL ESTIMATE TO DATE | * % COMP |
|---|--|---------------------------------------|-------------------|------------------------|--------------------------|----------|
| WISE 3.3 MI NW OF US 380 | | 3.182 | \$ 8,107,989.21 | \$ 32,518.78 | \$ 5,321,490.89 | 69.0 |
| SH 101 0.1 MI NW OF US 380 | | | | | | |
| 0134-07-049 | | | | | | |
| STP 95(276)RM MDN GR STRS & SURF TWO ADDL LNS | | | | | | |
| WORK ORDER- 09-27-95 | | WORK BEGAN- 11-20-95 | | | | |
| DATE WORK COMPLETED- | | TIME COMPUTED 10-13-95 | | | | |
| CONTRACT WORKING DAYS- 360 | | ADDL DAYS GRANTED- | | | | |
| WORKING DAYS CHARGED- 250 | | PERCENT TIME USED- 69 | | | | |
| MARIO SINACOLA & SONS EXCAVATING, INC. | | | | | | |
| CONTRACT 08950002 | | TOTALS | 8,107,989.21 | 32,518.78 | 5,321,490.89 | 69.0 |
| ***** | | | | | | |
| WISE AT FM 1658 IN BRIDGEPORT | | .005 | \$ 147,359.00 | \$ 26,447.24 | \$ 34,592.54 | 24.7 |
| US 380 | | | | | | |
| 0134-11-025 | | | | | | |
| CD 134-11-25 TRAFFIC SIGNALS REVISIONS | | | | | | |
| WORK ORDER- 10-10-96 | | WORK BEGAN- 01-27-97 | | | | |
| DATE WORK COMPLETED- | | TIME COMPUTED 01-08-97 | | | | |
| CONTRACT WORKING DAYS- 90 | | ADDL DAYS GRANTED- | | | | |
| WORKING DAYS CHARGED- 18 | | PERCENT TIME USED- 20 | | | | |
| SIG-OP SYSTEMS, INC. | | | | | | |
| CONTRACT 09963015 | | TOTALS | 147,359.00 | 26,447.24 | 34,592.54 | 24.7 |
| ***** | | | | | | |
| | | DISTRICT CONTRACT AMOUNT | | | 206,992,429.84 | |
| | | DISTRICT ESTIMATES THIS MONTH | | | 5,724,816.77 | |
| | | DISTRICT TOTAL ESTIMATES PAID TO DATE | | | 125,325,842.36 | |

| * CONTRACT IDENTIFICATION AND INFORMATION | | * LENGTH | * CONTRACT AMOUNT | * AMOUNT THIS ESTIMATE | * TOTAL ESTIMATE TO DATE | * % COMP |
|---|------------------------|-------------------|-------------------|------------------------|--------------------------|-----------------|
| ARCHER SH 25 SH 79 APPROX 8.735 KM SOUTH 0283-04-023 CPM 283-4-23 OVERLAY | | 8.735 | \$ 424,298.92 | \$.00 | .00 | .0 |
| WORK ORDER- 00-00-00 | WORK BEGAN- 00-00-00 | | | | | |
| DATE WORK COMPLETED- | TIME COMPUTED 00-00-00 | | | | | |
| CONTRACT WORKING DAYS- | 32 ADDL DAYS GRANTED- | | | | | |
| WORKING DAYS CHARGED- | 0 PERCENT TIME USED- | | | | | |
| ZACK BURKETT CO. | | CONTRACT 02973028 | TOTALS | 424,298.92 | .00 | 0.0 |
| ARCHER FM 2650 FM 1954 SH 79 1837-01-009 STP 97(16)RM HIDEN PAVEMENT & CONST PAVED SHOULDERS | | 5.227 | \$ 883,055.08 | \$.00 | .00 | .0 |
| WORK ORDER- 02-28-97 | WORK BEGAN- 00-00-00 | | | | | |
| DATE WORK COMPLETED- | TIME COMPUTED 03-16-97 | | | | | |
| CONTRACT WORKING DAYS- | 105 ADDL DAYS GRANTED- | | | | | |
| WORKING DAYS CHARGED- | 0 PERCENT TIME USED- | | | | | |
| BOBBIE D. HAYNES CONST. CO. | | CONTRACT 12963044 | TOTALS | 883,055.08 | .00 | 0.0 |
| BAYLOR US 82 US 183 NEAR WICHITA RIVER 0124-05-022 STP 97(15)R HIDEN PAVEMENT AND CONST PAVED SHOULDERS | | 10.693 | \$ 1,118,490.53 | \$.00 | .00 | .0 |
| WORK ORDER- 02-27-97 | WORK BEGAN- 00-00-00 | | | | | |
| DATE WORK COMPLETED- | TIME COMPUTED 03-15-97 | | | | | |
| CONTRACT WORKING DAYS- | 112 ADDL DAYS GRANTED- | | | | | |
| WORKING DAYS CHARGED- | 0 PERCENT TIME USED- | | | | | |
| AMARILLO ROAD COMPANY | | CONTRACT 01973058 | TOTALS | 1,118,490.53 | .00 | 0.0 |
| BAYLOR EAST END OF FM 1608 FM 1608 EAST 1.5 MILES 3444-02-004 A 3444-2-4 GRADING, STRUCTURES, BASE AND SURFACING | | 1.534 | \$ 503,883.04 | 26,254.44 | 350,063.83 | 73.1 |
| WORK ORDER- 08-22-96 | WORK BEGAN- 09-03-96 | | | | | |
| DATE WORK COMPLETED- | TIME COMPUTED 09-07-96 | | | | | |
| CONTRACT WORKING DAYS- | 90 ADDL DAYS GRANTED- | | | | | |
| WORKING DAYS CHARGED- | 63 PERCENT TIME USED- | | | | | |
| NOBLES ROAD CONSTRUCTION, INC. | | CONTRACT 07963037 | TOTALS | 503,883.04 | 26,254.44 | 350,063.83 73.1 |
| CLAY IN BYERS, S. END OF RED RIVER RELIEF BR SH 79 FM 171 (SOUTH) 0282-02-022 STP 96(743)R HIDEN STRUCTURES, BASE AND SURFACING | | 6.438 | \$ 1,457,903.54 | 55,312.88 | 496,334.03 | 35.8 |
| WORK ORDER- 07-25-96 | WORK BEGAN- 08-19-96 | | | | | |
| DATE WORK COMPLETED- | TIME COMPUTED 08-10-96 | | | | | |
| CONTRACT WORKING DAYS- | 220 ADDL DAYS GRANTED- | | | | | |
| WORKING DAYS CHARGED- | 102 PERCENT TIME USED- | | | | | |
| LIPHAM CONSTRUCTION CO., INC. | | CONTRACT 06963061 | TOTALS | 1,457,903.54 | 55,312.88 | 496,334.03 35.8 |
| CLAY WICHITA C/L US 287 1.4 MI EAST OF WICHITA C/L 0044-02-063 STP 96(814)R HIDEN STRUCTURES AND REPLACE BRIDGE RAIL | | 1.400 | \$ 3,178,209.67 | 281,482.23 | 421,617.97 | 13.9 |
| WORK ORDER- 12-06-96 | WORK BEGAN- 01-20-97 | | | | | |
| DATE WORK COMPLETED- | TIME COMPUTED 12-22-96 | | | | | |
| CONTRACT WORKING DAYS- | 389 ADDL DAYS GRANTED- | | | | | |
| WORKING DAYS CHARGED- | 22 PERCENT TIME USED- | | | | | |
| COPPELL CONSTRUCTION CO., INC. J.L. STEEL, INC. | | CONTRACT 10963042 | TOTALS | 3,178,209.67 | 281,482.23 | 421,617.97 13.9 |

| * CONTRACT IDENTIFICATION AND INFORMATION | | | * LENGTH | * CONTRACT AMOUNT | * AMOUNT THIS ESTIMATE | * TOTAL ESTIMATE TO DATE | * % COMP |
|---|--|--|-----------|---|------------------------|--------------------------|----------|
| COOKE FM 678 0782-01-023 STP 96(744)R IN GAINESVILLE, FROM FM 372 NR WHEELER CREEK | | | 3.206 | \$ 1,569,025.79 | \$ 16,920.26 | \$ 775,549.71 | 52.0 |
| GRADING, BASE, PAYEMENT AND STORM SEWER | | | | | | | |
| WORK ORDER- 07-29-96 DATE WORK COMPLETED- CONTRACT WORKING DAYS- WORKING DAYS CHARGED- | | | 205 69 | WORK BEGAN- 08-20-96 TIME COMPUTED 08-14-96 ADDL DAYS GRANTED- PERCENT TIME USED- 34 | | | |
| SUNMOUNT CORPORATION | | | | | | | |
| CONTRACT 06963018 | | | TOTALS | 1,569,025.79 | 16,920.26 | 775,549.71 | 52.0 |
| COOKE US 82 0045-01-039 NH 96(617)R NEAR THROCKMORTON STREET IN GAINESVILLE GRAYSON COUNTY LINE (WBL) | | | 18.364 | \$ 1,835,170.40 | \$ 83,616.27 | \$ 1,229,362.68 | 70.5 |
| REHAB PAYEMENT, INSTALL ACCEL/DECEL LANES | | | | | | | |
| WORK ORDER- 07-30-96 DATE WORK COMPLETED- CONTRACT WORKING DAYS- WORKING DAYS CHARGED- | | | 120 85 | WORK BEGAN- 08-13-96 TIME COMPUTED 08-15-96 ADDL DAYS GRANTED- PERCENT TIME USED- 69 | | | |
| SILVER CREEK CONSTRUCTION, INC. | | | | | | | |
| CONTRACT 06963051 | | | TOTALS | 1,835,170.40 | 83,616.27 | 1,229,362.68 | 70.5 |
| COOKE FM 922 0845-03-041 MA-STP 96(772)R FM 51 FM 1307 WIDEN STRUCTURES | | | 11.310 | \$ 349,508.52 | \$ 35,257.38 | \$ 237,754.66 | 71.6 |
| WIDEN STRUCTURES | | | | | | | |
| WORK ORDER- 08-15-96 DATE WORK COMPLETED- CONTRACT WORKING DAYS- WORKING DAYS CHARGED- | | | 105 69 | WORK BEGAN- 08-19-96 TIME COMPUTED 08-31-96 ADDL DAYS GRANTED- PERCENT TIME USED- 66 | | | |
| KNIGHT CONSTRUCTION, INC. | | | | | | | |
| CONTRACT 07963076 | | | TOTALS | 349,508.52 | 35,257.38 | 237,754.66 | 71.6 |
| COOKE IH 35 0194-01-009 IM 35-7(39)504 AT RED RIVER | | | 6.409 | \$ 905,447.20 | \$.00 | \$.00 | .0 |
| CLEAN & PAINT STRS AND REPAIR BACK HALL | | | | | | | |
| WORK ORDER- 01-10-97 DATE WORK COMPLETED- CONTRACT WORKING DAYS- WORKING DAYS CHARGED- | | | 95 0 | WORK BEGAN- 00-00-00 TIME COMPUTED 01-26-97 ADDL DAYS GRANTED- PERCENT TIME USED- 0 | | | |
| N. G. PAINTING, INC. | | | | | | | |
| CONTRACT 11963021 | | | TOTALS | 905,447.20 | .00 | .00 | 0.0 |
| COOKE US 81 0013-03-026 CPM 13-3-26 ETC ETC GC @ SF RR_LEFT LANE REPLACE BRIDGE AND APPROACHES | | | 2.968 | \$ 2,244,317.23 | \$ 158,791.95 | \$ 173,152.41 | 8.1 |
| REPLACE BRIDGE AND APPROACHES | | | | | | | |
| WORK ORDER- 12-13-96 DATE WORK COMPLETED- CONTRACT WORKING DAYS- WORKING DAYS CHARGED- | | | 335 22 | WORK BEGAN- 01-21-97 TIME COMPUTED 12-29-96 ADDL DAYS GRANTED- PERCENT TIME USED- 7 | | | |
| INTERSTATE CONTRACTING CORPORATION | | | | | | | |
| CONTRACT 11963047 | | | TOTALS | 2,244,317.23 | 158,791.95 | 173,152.41 | 8.1 |
| MONTAGUE US 82 0013-03-026 CPM 13-3-26 ETC ETC APPROX 4.023 KM SOUTH SEAL COAT | | | 69.430 | \$ 569,045.26 | \$.00 | \$.00 | .0 |
| SEAL COAT | | | | | | | |
| WORK ORDER- 02-10-97 DATE WORK COMPLETED- CONTRACT WORKING DAYS- WORKING DAYS CHARGED- | | | 36 0 | WORK BEGAN- 00-00-00 TIME COMPUTED 00-00-00 ADDL DAYS GRANTED- PERCENT TIME USED- 0 | | | |
| J. H. STRAIN & SONS, INC. | | | | | | | |
| CONTRACT 01973036 | | | TOTALS | 569,045.26 | .00 | .00 | 0.0 |

* NO CURRENT ESTIMATE PROCESSED AT THE *
* TIME OF THIS RUN *

| * CONTRACT IDENTIFICATION AND INFORMATION | | * LENGTH | * CONTRACT AMOUNT | * AMOUNT THIS ESTIMATE | * TOTAL ESTIMATE TO DATE | * % COMP |
|---|------------------------|----------|-------------------|------------------------|--------------------------|----------|
| MONTAGUE AT LAKE NOCONA SPILLWAY | | .492 | \$ 797,023.47 | 111.12 | 680,748.13 | 94.0 |
| FM 2953 2706-02-010 CD 2706-2-10 | | | | | | |
| GRADING, BASE, STRUCTURE AND SURFACING | | | | | | |
| WORK ORDER- 01-18-96 | WORK BEGAN- 03-18-96 | | | | | |
| DATE WORK COMPLETED- | TIME COMPUTED 02-03-96 | | | | | |
| CONTRACT WORKING DAYS- 120 | ADDL DAYS GRANTED- 17 | | | | | |
| WORKING DAYS CHARGED- 176 | PERCENT TIME USED- 128 | | | | | |
| ZACK BURKETT CO. | | | | | | |
| CONTRACT 12950069 | | TOTALS | 797,023.47 | 111.12 | 680,748.13 | 94.0 |
| THROCKMORTON HASKELL CL | | 6.483 | \$ 552,957.25 | .00 | .00 | .0 |
| US 380 6.483 KM EAST | | | | | | |
| 0360-05-018 STP 97(153)RM | | | | | | |
| WIDEN STRUCTURES AND ADD SHOULDERS | | | | | | |
| WORK ORDER- 00-00-00 | WORK BEGAN- 00-00-00 | | | | | |
| DATE WORK COMPLETED- | TIME COMPUTED 00-00-00 | | | | | |
| CONTRACT WORKING DAYS- 99 | ADDL DAYS GRANTED- | | | | | |
| WORKING DAYS CHARGED- 0 | PERCENT TIME USED- 0 | | | | | |
| ZACK BURKETT CO. | | | | | | |
| CONTRACT 02973057 | | TOTALS | 552,957.25 | .00 | .00 | 0.0 |
| THROCKMORTON 4.0 MILE EAST OF HASKELL C/L | | 4.492 | \$ 737,947.77 | 5,762.70 | 596,094.22 | 85.0 |
| US 380 SH 222 | | | | | | |
| 0360-05-017 STP 96(96)R | | | | | | |
| WIDEN STRUCTURES, BASE & SURFACING | | | | | | |
| WORK ORDER- 06-27-96 | WORK BEGAN- 07-10-96 | | | | | |
| DATE WORK COMPLETED- | TIME COMPUTED 07-13-96 | | | | | |
| CONTRACT WORKING DAYS- 135 | ADDL DAYS GRANTED- | | | | | |
| WORKING DAYS CHARGED- 109 | PERCENT TIME USED- 81 | | | | | |
| NOBLES ROAD CONSTRUCTION, INC. | | | | | | |
| CONTRACT 05963087 | | TOTALS | 737,947.77 | 5,762.70 | 596,094.22 | 85.0 |
| WICHITA ETC IN WICHITA FALLS, FROM US 277 US | | 245.245 | \$ 2,057,410.64 | .00 | .00 | .0 |
| LP 11 ETC 287 | | | | | | |
| 0043-14-017 ETC | | | | | | |
| CPM 43-14-17 SEAL COAT | | | | | | |
| WORK ORDER- 02-10-97 | WORK BEGAN- 00-00-00 | | | | | |
| DATE WORK COMPLETED- | TIME COMPUTED 00-00-00 | | | | | |
| CONTRACT WORKING DAYS- 75 | ADDL DAYS GRANTED- | | | | | |
| WORKING DAYS CHARGED- 0 | PERCENT TIME USED- 0 | | | | | |
| J. H. STRAIN & SONS, INC. | | | | | | |
| CONTRACT 01973008 | | TOTALS | 2,057,410.64 | .00 | .00 | 0.0 |
| WICHITA IN WICHITA FALLS AT US 82/281/287 INTER | | .625 | \$ 94,442.00 | 34,567.65 | 34,567.65 | 38.5 |
| US 82 CHANGE | | | | | | |
| 0044-01-072 | | | | | | |
| STP 96(871)R REFURBISH ILLUMINATION | | | | | | |
| WORK ORDER- 10-07-96 | WORK BEGAN- 02-11-97 | | | | | |
| DATE WORK COMPLETED- | TIME COMPUTED 01-06-97 | | | | | |
| CONTRACT WORKING DAYS- 33 | ADDL DAYS GRANTED- | | | | | |
| WORKING DAYS CHARGED- 16 | PERCENT TIME USED- 48 | | | | | |
| MICA CORPORATION | | | | | | |
| CONTRACT 09963012 | | TOTALS | 94,442.00 | 34,567.65 | 34,567.65 | 38.5 |
| WICHITA NORTH BANK WICHITA RIVER | | .127 | \$ 406,300.50 | 51,015.84 | 101,087.87 | 26.1 |
| CS SOUTH BANK WICHITA RIVER NEAR TRAVIS ST | | | | | | |
| 0903-03-038 | | | | | | |
| STP 94(222)TE TRANSPORTATION ENHANCEMENT | | | | | | |
| WORK ORDER- 12-06-96 | WORK BEGAN- 01-20-97 | | | | | |
| DATE WORK COMPLETED- | TIME COMPUTED 12-22-96 | | | | | |
| CONTRACT WORKING DAYS- 85 | ADDL DAYS GRANTED- | | | | | |
| WORKING DAYS CHARGED- 20 | PERCENT TIME USED- 24 | | | | | |
| L.A. SEARS CONSTRUCTION, INC. | | | | | | |
| CONTRACT 10963020 | | TOTALS | 406,300.50 | 51,015.84 | 101,087.87 | 26.1 |

| * CONTRACT IDENTIFICATION AND INFORMATION | | *LENGTH* | * CONTRACT AMOUNT | * AMOUNT THIS ESTIMATE | * TOTAL ESTIMATE TO DATE | * % COMP* |
|---|---------------------------------------|----------|-------------------|------------------------|--------------------------|-----------|
| ***** | | | | | | |
| WICHITA | FM 368 (EAST) | 12.741 | \$ 963,731.37 | \$ 101,309.41 | 104,724.85 | 11.4 |
| FM 367 | LOOP 11 | | | | | |
| 0681-04-024 | | | | | | |
| CSR 681-4-24 | WIDEN PAVEMENT AND STRUCTURES | | | | | |
| WORK ORDER- 12-30-96 | WORK BEGAN- 01-21-97 | | | | | |
| DATE WORK COMPLETED- | TIME COMPUTED 01-15-97 | | | | | |
| CONTRACT WORKING DAYS- | 26 ADDL DAYS GRANTED- | | | | | |
| WORKING DAYS CHARGED- | 26 PERCENT TIME USED- 24 | | | | | |
| ZACK BURKETT CO. | CONTRACT 11963032 | TOTALS | 963,731.37 | 101,309.41 | 104,724.85 | 11.4 |
| ***** | | | | | | |
| MILBARGER | NEAR BEAVER CREEK | 9.260 | \$ 1,327,872.52 | \$ 97,830.75 | 1,071,203.24 | 84.9 |
| US 183 | BAYLOR COUNTY LINE | | | | | |
| 0124-04-029 | | | | | | |
| CSR 124-4-29 | WIDENING AND ACP OVERLAY | | | | | |
| WORK ORDER- 07-19-96 | WORK BEGAN- 11-04-96 | | | | | |
| DATE WORK COMPLETED- | TIME COMPUTED 08-04-96 | | | | | |
| CONTRACT WORKING DAYS- | 248 ADDL DAYS GRANTED- | | | | | |
| WORKING DAYS CHARGED- | 79 PERCENT TIME USED- 32 | | | | | |
| AMARILLO ROAD COMPANY | CONTRACT 06963031 | TOTALS | 1,327,872.52 | 97,830.75 | 1,071,203.24 | 84.9 |
| ***** | | | | | | |
| YOUNG | IN GRAHAM ON HILLCREST DR FR S END OF | .381 | \$ 430,171.50 | \$ 26,420.72 | 183,324.57 | 44.8 |
| CS | HILLCREST DR TO LINDY ST | | | | | |
| 0903-27-013 | | | | | | |
| STP 96(892)UM | GRADING, BASE & SURFACING AND BRIDGE | | | | | |
| WORK ORDER- 11-25-96 | WORK BEGAN- 12-02-96 | | | | | |
| DATE WORK COMPLETED- | TIME COMPUTED 12-11-96 | | | | | |
| CONTRACT WORKING DAYS- | 145 ADDL DAYS GRANTED- | | | | | |
| WORKING DAYS CHARGED- | 36 PERCENT TIME USED- 25 | | | | | |
| BOWIE BRIDGE, LLC | CONTRACT 10963057 | TOTALS | 430,171.50 | 26,420.72 | 183,324.57 | 44.8 |
| ***** | | | | | | |
| DISTRICT CONTRACT AMOUNT | | | | | 22,406,212.20 | |
| DISTRICT ESTIMATES THIS MONTH | | | | | 974,653.60 | |
| DISTRICT TOTAL ESTIMATES PAID TO DATE | | | | | 6,455,585.82 | |

| * CONTRACT IDENTIFICATION AND INFORMATION | | * LENGTH | * CONTRACT AMOUNT | * AMOUNT THIS ESTIMATE | * TOTAL ESTIMATE TO DATE | * % COMP |
|--|------------------------|----------|-------------------|------------------------|--------------------------|----------|
| ARMSTRONG FM 2250 SH 207 FM 1151 1298-02-015 STP 96(657)R SAFETY END TREATMENTS | | 28.034 | \$ 720,849.70 | \$ 30,487.83 | 696,649.89 | 99.9 |
| WORK ORDER- 06-18-96 | WORK BEGAN- 07-08-96 | | | | | |
| DATE WORK COMPLETED- | TIME COMPUTED 07-04-96 | | | | | |
| CONTRACT WORKING DAYS- 200 | ADDL DAYS GRANTED- 30 | | | | | |
| WORKING DAYS CHARGED- 89 | PERCENT TIME USED- 39 | | | | | |
| AMARILLO ROAD COMPANY | | | | | | |
| CONTRACT 04963056 | | TOTALS | 720,849.70 | 30,487.83 | 696,649.89 | 99.9 |
| CARSON 6.3 KM EAST OF POTTER COUNTY LINE IH 40 6.9 KM EAST OF POTTER COUNTY LINE 0275-02-051 CL 275-2-51 LANDSCAPE DEVELOPMENT | | .600 | \$ 168,578.00 | .00 | .00 | .0 |
| WORK ORDER- 02-14-97 | WORK BEGAN- 00-00-00 | | | | | |
| DATE WORK COMPLETED- | TIME COMPUTED 03-02-97 | | | | | |
| CONTRACT WORKING DAYS- 80 | ADDL DAYS GRANTED- | | | | | |
| WORKING DAYS CHARGED- 0 | PERCENT TIME USED- 0 | | | | | |
| FOUR SEASONS LANDSCAPE CO. | | | | | | |
| CONTRACT 01973055 | | TOTALS | 168,578.00 | .00 | .00 | 0.0 |
| DALLAM NORTH CITY LIMITS OF DALHART US 87 HARTLEY COUNTY LINE 0040-03-044 CPM 40-3-44 ACP OVERLAY | | 4.217 | \$ 273,662.68 | .00 | .00 | .0 |
| WORK ORDER- 02-10-97 | WORK BEGAN- 00-00-00 | | | | | |
| DATE WORK COMPLETED- | TIME COMPUTED 02-26-97 | | | | | |
| CONTRACT WORKING DAYS- 25 | ADDL DAYS GRANTED- | | | | | |
| WORKING DAYS CHARGED- 0 | PERCENT TIME USED- 0 | | | | | |
| HIGHWAY CONTRACTORS, INC. | | | | | | |
| CONTRACT 01973032 | | TOTALS | 273,662.68 | .00 | .00 | 0.0 |
| DALLAM 10.319 MILES NW OF FM 1879, N & W US 87 SOUTH CITY LIMITS OF TEXLINE 0040-01-027 STP 96(867)R MICROSURF, PAV MARK AND SAFETY IMP | | 34.390 | \$ 1,277,521.15 | .00 | 251,606.31 | 20.7 |
| WORK ORDER- 10-29-96 | WORK BEGAN- 11-14-96 | | | | | |
| DATE WORK COMPLETED- | TIME COMPUTED 11-14-96 | | | | | |
| CONTRACT WORKING DAYS- 102 | ADDL DAYS GRANTED- | | | | | |
| WORKING DAYS CHARGED- 10 | PERCENT TIME USED- 10 | | | | | |
| HIGHWAY CONTRACTORS, INC. | | | | | | |
| CONTRACT 09963055 | | TOTALS | 1,277,521.15 | .00 | 251,606.31 | 20.7 |
| DEAF SMITH CASTRO C/L, NE US 60 US 385 IN HEREFORD 0168-05-029 NH 96(896)R PLANING & ACP OVERLAY | | 10.496 | \$ 997,706.81 | .00 | .00 | .0 |
| WORK ORDER- 11-15-96 | WORK BEGAN- 00-00-00 | | | | | |
| DATE WORK COMPLETED- | TIME COMPUTED 12-01-96 | | | | | |
| CONTRACT WORKING DAYS- 50 | ADDL DAYS GRANTED- | | | | | |
| WORKING DAYS CHARGED- 0 | PERCENT TIME USED- 0 | | | | | |
| AMARILLO ROAD COMPANY | | | | | | |
| CONTRACT 10963053 | | TOTALS | 997,706.81 | .00 | .00 | 0.0 |
| GRAY JCT. LP 171, NORTH SH 70 ROBERTS CO. LINE 0490-01-025 CSR 490-1-25 REHABILITATE EXISTING ROADWAY | | 2.542 | \$ 2,456,514.22 | 21,811.17 | 21,811.17 | .9 |
| WORK ORDER- 02-06-97 | WORK BEGAN- 02-24-97 | | | | | |
| DATE WORK COMPLETED- | TIME COMPUTED 02-22-97 | | | | | |
| CONTRACT WORKING DAYS- 170 | ADDL DAYS GRANTED- | | | | | |
| WORKING DAYS CHARGED- 0 | PERCENT TIME USED- 0 | | | | | |
| GILVIN-TERRILL, INC. | | | | | | |
| CONTRACT 01973047 | | TOTALS | 2,456,514.22 | 21,811.17 | 21,811.17 | 0.9 |

| * CONTRACT IDENTIFICATION AND INFORMATION | | * LENGTH | * CONTRACT AMOUNT | * AMOUNT THIS ESTIMATE | * TOTAL ESTIMATE TO DATE | * % COMP |
|---|--|---|-------------------|------------------------|--------------------------|----------|
| GRAY SH 70 0309-01-034 C 309-1-34 LANDSCAPE DEVELOPMENT | | 0.25 MI S OF LP 171 1.21 MI N OF LP 171 IN PAMPA 1.609 | \$ 67,853.50 | \$ 13,363.87 | \$ 48,937.57 | 75.9 |
| WORK ORDER- 05-14-96 DATE WORK COMPLETED- CONTRACT WORKING DAYS- 60 WORKING DAYS CHARGED- 43 | | WORK BEGAN- 10-30-96 TIME COMPUTED 05-30-96 ADDL DAYS GRANTED- PERCENT TIME USED- 72 | | | | |
| GRASS SERVICES, INC. CONTRACT 04963016 | | TOTALS | 67,853.50 | 13,363.87 | 48,937.57 | 75.9 |
| ***** | | | | | | |
| HANSFORD FM 1573 1489-02-008 CD 1489-2-8 SHERMAN COUNTY LINE JCT. OF SH 15 REHABILITATE EXISTING ROADWAY | | 5.230 | \$ 873,083.86 | \$ 37,959.55 | \$ 651,667.15 | 78.5 |
| WORK ORDER- 08-13-96 DATE WORK COMPLETED- CONTRACT WORKING DAYS- 80 WORKING DAYS CHARGED- 53 | | WORK BEGAN- 09-03-96 TIME COMPUTED 08-29-96 ADDL DAYS GRANTED- PERCENT TIME USED- 66 | | | | |
| AMARILLO ROAD COMPANY CONTRACT 07963091 | | TOTALS | 873,083.86 | 37,959.55 | 651,667.15 | 78.5 |
| ***** | | | | | | |
| HARTLEY US 87 0041-01-027 NH 96(805)M SOUTH DALHART FM 998 IN HARTLEY WIDEN GRADING, STRUCTURES AND SURFACING | | 12.511 | \$ 6,083,636.45 | \$ 261,350.08 | \$ 657,554.32 | 11.3 |
| WORK ORDER- 01-02-97 DATE WORK COMPLETED- CONTRACT WORKING DAYS- 300 WORKING DAYS CHARGED- 15 | | WORK BEGAN- 01-18-97 TIME COMPUTED 01-18-97 ADDL DAYS GRANTED- PERCENT TIME USED- 5 | | | | |
| J. LEE MILLIGAN, INC. CONTRACT 11963003 | | TOTALS | 6,083,636.45 | 261,350.08 | 657,554.32 | 11.3 |
| ***** | | | | | | |
| HEMPHILL US 83 0030-05-052 BR 95(142) AT CANADIAN RIVER REPLACE BRIDGE | | 1.974 | \$ 9,344,300.36 | \$ 500,544.85 | \$ 7,351,086.54 | 82.8 |
| WORK ORDER- 10-02-95 DATE WORK COMPLETED- CONTRACT WORKING DAYS- 650 WORKING DAYS CHARGED- 307 | | WORK BEGAN- 10-11-95 TIME COMPUTED 10-11-95 ADDL DAYS GRANTED- PERCENT TIME USED- 47 | | | | |
| GILBERT TEXAS CONSTRUCTION CORP. CONTRACT 08950120 | | TOTALS | 9,344,300.36 | 500,544.85 | 7,351,086.54 | 82.8 |
| ***** | | | | | | |
| HUTCHINSON SH 207 0356-01-085 CL 356-1-85 IN BORGER AT SH 136 INTERCHANGE LANDSCAPE ESTABLISHMENT | | .001 | \$ 24,480.00 | \$ 589.00 | \$ 21,187.85 | 91.1 |
| WORK ORDER- 05-03-95 DATE WORK COMPLETED- CONTRACT WORKING DAYS- 480 WORKING DAYS CHARGED- 514 | | WORK BEGAN- 07-03-95 TIME COMPUTED 05-19-95 ADDL DAYS GRANTED- 132 PERCENT TIME USED- 84 | | | | |
| CHEROKEE SITE DEVELOPMENT, INC. CONTRACT 03950070 | | TOTALS | 24,480.00 | 589.00 | 21,187.85 | 91.1 |
| ***** | | | | | | |
| HUTCHINSON SH 207 0356-01-087 CD 356-1-87 CARSON COUNTY LINE INTERSECTION OF MAIN STREET IN BORGER REHABILITATE EXISTING ROAD | | 2.827 | \$ 1,145,614.93 | \$ 24,431.14 | \$ 807,263.73 | 74.3 |
| WORK ORDER- 05-22-96 DATE WORK COMPLETED- CONTRACT WORKING DAYS- 100 WORKING DAYS CHARGED- 78 | | WORK BEGAN- 07-08-96 TIME COMPUTED 06-07-96 ADDL DAYS GRANTED- 1 PERCENT TIME USED- 77 | | | | |
| JORDAN PAVING CORPORATION CONTRACT 04963027 | | TOTALS | 1,145,614.93 | 24,431.14 | 807,263.73 | 74.3 |
| ***** | | | | | | |

| * CONTRACT IDENTIFICATION AND INFORMATION | | * LENGTH | * CONTRACT AMOUNT | * AMOUNT THIS ESTIMATE | * TOTAL ESTIMATE TO DATE | * % COMP |
|--|--|------------------------|--|------------------------|--------------------------|---------------------|
| LIPSCOMB ETC OCHILTREE COUNTY LINE | | 65.420 | \$ 1,397,411.03' | .00' | .00' | .0' |
| US 83 ETC HEMPHILL COUNTY LINE | | | | | | |
| 0030-04-015 ETC | | | | | | |
| CPM 30-4-15 MICROSURFACING | | | | | | |
| WORK ORDER- 02-20-97 | | WORK BEGAN- 00-00-00 | * NO CURRENT ESTIMATE PROCESSED AT THE | | | |
| DATE WORK COMPLETED- | | TIME COMPUTED 00-00-00 | * TIME OF THIS RUN | | | |
| CONTRACT WORKING DAYS- 72 | | ADDL DAYS GRANTED- | | | | |
| WORKING DAYS CHARGED- 0 | | PERCENT TIME USED- 0 | | | | |
| HIGHWAY CONTRACTORS, INC. | | CONTRACT 01973019 | TOTALS | 1,397,411.03' | .00' | .00' 0.0' |
| MOORE SHERMAN COUNTY LINE, SOUTH | | 13.236 | \$ 698,609.95' | 11,958.72' | 444,351.75' | 67.3' |
| US 287 13.236 KM | | | | | | |
| 0066-04-054 | | | | | | |
| CPM 66-4-54 FLY ASH TRT. BASE, EMULS, 1CST AND ACP | | | | | | |
| WORK ORDER- 08-20-96 | | WORK BEGAN- 10-23-96 | | | | |
| DATE WORK COMPLETED- | | TIME COMPUTED 09-05-96 | | | | |
| CONTRACT WORKING DAYS- 51 | | ADDL DAYS GRANTED- | | | | |
| WORKING DAYS CHARGED- 54 | | PERCENT TIME USED- 106 | | | | |
| GILVIN-TERRILL, INC. | | CONTRACT 07963090 | TOTALS | 698,609.95' | 11,958.72' | 444,351.75' 67.3' |
| MOORE POTTER C/L, NORTH | | 15.756 | \$ 4,543,251.43' | 2,945.00' | 101,826.22' | 2.3' |
| US 87 S. C. L. OF DUMAS | | | | | | |
| 0066-05-053 | | | | | | |
| STP 96(870)R SCAR, RESHAPE & RESHAPE BASE AND ACP | | | | | | |
| WORK ORDER- 10-31-96 | | WORK BEGAN- 12-31-96 | | | | |
| DATE WORK COMPLETED- | | TIME COMPUTED 11-16-96 | | | | |
| CONTRACT WORKING DAYS- 162 | | ADDL DAYS GRANTED- | | | | |
| WORKING DAYS CHARGED- 0 | | PERCENT TIME USED- 0 | | | | |
| J. LEE MILLIGAN, INC. | | CONTRACT 09963004 | TOTALS | 4,543,251.43' | 2,945.00' | 101,826.22' 2.3' |
| OLDHAM 6.8 MI N OF VEGA | | 2.376 | \$ 1,858,778.85' | .00' | 260,661.62' | 14.7' |
| US 385 NORTH 2.3 MI | | | | | | |
| 0226-03-042 | | | | | | |
| STP 96(708)R GRAD, STRS, BASE & SURF | | | | | | |
| WORK ORDER- 07-08-96 | | WORK BEGAN- 11-11-96 | | | | |
| DATE WORK COMPLETED- | | TIME COMPUTED 07-24-96 | | | | |
| CONTRACT WORKING DAYS- 170 | | ADDL DAYS GRANTED- | | | | |
| WORKING DAYS CHARGED- 17 | | PERCENT TIME USED- 10 | | | | |
| MOUNTAIN STATES CONSTRUCTORS, INC. | | CONTRACT 05963004 | TOTALS | 1,858,778.85' | .00' | 260,661.62' 14.7' |
| OLDHAM AT VARIOUS LOCATIONS ON IH 40 IN | | .001 | \$ 227,792.60' | 36,791.60' | 154,588.75' | 71.4' |
| VA OLDHAM COUNTY | | | | | | |
| 0904-17-001 | | | | | | |
| CD 904-17-1 INTERCHANGE ILLUMINATION | | | | | | |
| WORK ORDER- 12-02-96 | | WORK BEGAN- 12-03-96 | | | | |
| DATE WORK COMPLETED- | | TIME COMPUTED 11-18-96 | | | | |
| CONTRACT WORKING DAYS- 90 | | ADDL DAYS GRANTED- | | | | |
| WORKING DAYS CHARGED- 44 | | PERCENT TIME USED- 49 | | | | |
| ARTEX ELECTRIC COMPANY | | CONTRACT 07963067 | TOTALS | 227,792.60' | 36,791.60' | 154,588.75' 71.4' |
| OLDHAM 0.3 MILES WEST OF POTTER COUNTY LINE | | 3.629 | \$ 6,650,416.72' | 17,925.39' | 6,263,569.30' | 99.1' |
| IH 40 POTTER COUNTY LINE | | | | | | |
| 0090-04-054 | | | | | | |
| IM 40-1(158)051 UPGRADE TO STANDARDS FREEWAY | | | | | | |
| WORK ORDER- 10-03-95 | | WORK BEGAN- 10-09-95 | | | | |
| DATE WORK COMPLETED- | | TIME COMPUTED 10-19-95 | | | | |
| CONTRACT WORKING DAYS- 200 | | ADDL DAYS GRANTED- | | | | |
| WORKING DAYS CHARGED- 187 | | PERCENT TIME USED- 94 | | | | |
| DUININCK BROS, INC. | | CONTRACT 09950037 | TOTALS | 6,650,416.72' | 17,925.39' | 6,263,569.30' 99.1' |

| * CONTRACT IDENTIFICATION AND INFORMATION | | * LENGTH | * CONTRACT AMOUNT | * AMOUNT THIS ESTIMATE | * TOTAL ESTIMATE TO DATE | * % COMP |
|---|--|----------|-------------------|------------------------|--------------------------|----------|
| ***** OLDHAM 7.25 MILES EAST OF SH 214 IH 40 US 385 IN VEGA (MB LANES ONL 0090-03-043 IM 40-1(160)036 UPGRADE TO STANDARDS FREEMAY | | 8.060 | \$ 7,912,285.30' | 121,762.29' | 5,389,272.14' | 71.7' |
| WORK ORDER- 12-20-95 WORK BEGAN- 12-29-95 DATE WORK COMPLETED- TIME COMPUTED 01-05-96 CONTRACT WORKING DAYS- 204 ADDL DAYS GRANTED- 32 WORKING DAYS CHARGED- 216 PERCENT TIME USED- 92 | | | | | | |
| DUININCK BROS., INC. | | | | | | |
| CONTRACT 11950042 | | TOTALS | 7,912,285.30' | 121,762.29' | 5,389,272.14' | 71.7' |
| ***** OLDHAM 7.47 KM H OF SH 214 IH 40 11.66 KM E OF SH 214 (MB LANES ONLY) 0090-03-042 IM 40-1(159)023 UPGRADE TO STANDARDS FREEMAY | | 19.143 | \$ 2,834,399.73' | 90,179.64' | 110,433.64' | 4.1' |
| WORK ORDER- 12-30-96 WORK BEGAN- 01-15-97 DATE WORK COMPLETED- TIME COMPUTED 01-15-97 CONTRACT WORKING DAYS- 145 ADDL DAYS GRANTED- WORKING DAYS CHARGED- 2 PERCENT TIME USED- 1 | | | | | | |
| J. LEE MILLIGAN, INC. | | | | | | |
| CONTRACT 11963045 | | TOTALS | 2,834,399.73' | 90,179.64' | 110,433.64' | 4.1' |
| ***** OLDHAM ETC 8.851 KM W OF ADRIAN IH 40 ETC 19.311 KM E OF ADRIAN (SFR) 0090-03-044 ETC CPM 90-3-44 SEAL COAT | | 712.751 | \$ 3,118,963.46' | 128,853.39' | 128,853.39' | 4.3' |
| WORK ORDER- 01-07-97 WORK BEGAN- 02-27-97 DATE WORK COMPLETED- TIME COMPUTED 02-27-97 CONTRACT WORKING DAYS- 72 ADDL DAYS GRANTED- WORKING DAYS CHARGED- 0 PERCENT TIME USED- 0 | | | | | | |
| MISSOURI PETROLEUM PRODUCTS COMPANY | | | | | | |
| CONTRACT 12963005 | | TOTALS | 3,118,963.46' | 128,853.39' | 128,853.39' | 4.3' |
| ***** POTTER IN AMARILLO (POTTER & RANDALL COS) ON VA IH 40, IH 27, US 87 & US 287 AT VAR LOCS' 0904-00-026 CL 904-00-26 LANDSCAPE DEVELOPMENT | | .001 | \$ 160,712.66' | 11,207.70' | 166,914.93' | 99.9' |
| WORK ORDER- 02-28-96 WORK BEGAN- 05-17-96 DATE WORK COMPLETED- TIME COMPUTED 03-15-96 CONTRACT WORKING DAYS- 80 ADDL DAYS GRANTED- 27 WORKING DAYS CHARGED- 118 PERCENT TIME USED- 110 | | | | | | |
| GRASS SERVICES, INC. | | | | | | |
| CONTRACT 01960047 | | TOTALS | 160,712.66' | 11,207.70' | 166,914.93' | 99.9' |
| ***** POTTER LOOP 335 US 60 CARSON COUNTY LINE 0169-02-059 CPM 169-2-59 ACP OVERLAY | | 11.700 | \$ 931,452.72' | .00' | .00' | .0' |
| WORK ORDER- 02-25-97 WORK BEGAN- 00-00-00 DATE WORK COMPLETED- TIME COMPUTED 00-00-00 CONTRACT WORKING DAYS- 50 ADDL DAYS GRANTED- WORKING DAYS CHARGED- 0 PERCENT TIME USED- 0 | | | | | | |
| GILBERT TEXAS CONSTRUCTION CORP. | | | | | | |
| CONTRACT 01973020 | | TOTALS | 931,452.72' | .00' | .00' | 0.0' |
| ***** POTTER AT AT & SF RAILROAD US 60 0169-02-052 STP 96(200)RGS GRADING, STRUCTURES & SURFACING FOR I/C | | 1.103 | \$ 4,441,242.06' | 373,519.86' | 2,493,807.12' | 59.1' |
| WORK ORDER- 04-24-96 WORK BEGAN- 05-28-96 DATE WORK COMPLETED- TIME COMPUTED 05-10-96 CONTRACT WORKING DAYS- 240 ADDL DAYS GRANTED- WORKING DAYS CHARGED- 129 PERCENT TIME USED- 54 | | | | | | |
| GILVIN-TERRILL, INC. | | | | | | |
| CONTRACT 02960051 | | TOTALS | 4,441,242.06' | 373,519.86' | 2,493,807.12' | 59.1' |

* NO CURRENT ESTIMATE PROCESSED AT THE *
* TIME OF THIS RUN *

MONTHLY CONSTRUCTION REPORT
AS OF MAR 10, 1997

| * CONTRACT IDENTIFICATION AND INFORMATION | | * LENGTH | * CONTRACT AMOUNT | * AMOUNT THIS ESTIMATE | * TOTAL ESTIMATE TO DATE | * % COMP |
|---|------------------------|----------|-------------------|------------------------|--------------------------|----------|
| POTTER IH 40 W OF AMARILLO | | 4.023 | \$ 3,796,283.00 | \$ 110,489.78 | \$ 3,842,263.53 | 99.9 |
| LP 335 RM 1061 | | | | | | |
| 2635-04-005 DB 96(699) GR, BASE, LINE TR. SUBGR, ACP, STR. | | | | | | |
| WORK ORDER- 06-27-96 | WORK BEGAN- 07-12-96 | | | | | |
| DATE WORK COMPLETED- | TIME COMPUTED 07-13-96 | | | | | |
| CONTRACT WORKING DAYS- | ADDL DAYS GRANTED- 5 | | | | | |
| WORKING DAYS CHARGED- | PERCENT TIME USED- 48 | | | | | |
| GILBERT TEXAS CONSTRUCTION CORP. | | | | | | |
| CONTRACT 05963061 | | TOTALS | 3,796,283.00 | 110,489.78 | 3,842,263.53 | 99.9 |
| POTTER VARIOUS LOCATIONS IN POTTER AND OLDHAM COUNTIES | | .001 | \$ 221,355.25 | .00 | .00 | .0 |
| VA 0904-00-040 CD 904-00-40 INTERCHANGE ILLUMINATION | | | | | | |
| WORK ORDER- 02-28-97 | WORK BEGAN- 00-00-00 | | | | | |
| DATE WORK COMPLETED- | TIME COMPUTED 02-08-97 | | | | | |
| CONTRACT WORKING DAYS- | ADDL DAYS GRANTED- | | | | | |
| WORKING DAYS CHARGED- | PERCENT TIME USED- 8 | | | | | |
| SIG-OP SYSTEMS, INC. | | | | | | |
| CONTRACT 09963048 | | TOTALS | 221,355.25 | .00 | .00 | 0.0 |
| POTTER 3.41 MILES NORTH OF IH40, NORTH & EAST | | 1.527 | \$ 1,616,456.48 | \$ 25,762.10 | \$ 575,054.57 | 37.4 |
| LP 335 0.66 MILE WEST OF FM1719 | | | | | | |
| 2635-04-006 STP 97(11)UM GR., BASE, ACP., STR., AND STRIPING | | | | | | |
| WORK ORDER- 11-14-96 | WORK BEGAN- 11-18-96 | | | | | |
| DATE WORK COMPLETED- | TIME COMPUTED 11-30-96 | | | | | |
| CONTRACT WORKING DAYS- | ADDL DAYS GRANTED- | | | | | |
| WORKING DAYS CHARGED- | PERCENT TIME USED- 22 | | | | | |
| GILBERT TEXAS CONSTRUCTION CORP. | | | | | | |
| CONTRACT 10963007 | | TOTALS | 1,616,456.48 | 25,762.10 | 575,054.57 | 37.4 |
| POTTER VARIOUS LOCATIONS IN AMARILLO DISTRICT | | .001 | \$ 539,491.51 | \$ 64,233.44 | \$ 287,239.87 | 56.0 |
| VA 0904-00-037 CD 904-00-37 UPDATE MBGF | | | | | | |
| WORK ORDER- 11-18-96 | WORK BEGAN- 11-29-96 | | | | | |
| DATE WORK COMPLETED- | TIME COMPUTED 12-04-96 | | | | | |
| CONTRACT WORKING DAYS- | ADDL DAYS GRANTED- 10 | | | | | |
| WORKING DAYS CHARGED- | PERCENT TIME USED- 29 | | | | | |
| LANGE CONSTRUCTION COMPANY | | | | | | |
| CONTRACT 10963029 | | TOTALS | 539,491.51 | 64,233.44 | 287,239.87 | 56.0 |
| POTTER BN RR OVERPASS, EAST TRAVIS STREET IN AMARILLO | | .710 | \$ 181,509.50 | \$ 36,192.55 | \$ 152,261.17 | 88.3 |
| BI 40-D 0090-06-036 STP 96(897)UM MILL, DENSE CONC OVERLAY AND TURN LANES | | | | | | |
| WORK ORDER- 11-14-96 | WORK BEGAN- 11-18-96 | | | | | |
| DATE WORK COMPLETED- | TIME COMPUTED 11-30-96 | | | | | |
| CONTRACT WORKING DAYS- | ADDL DAYS GRANTED- | | | | | |
| WORKING DAYS CHARGED- | PERCENT TIME USED- 36 | | | | | |
| GILBERT TEXAS CONSTRUCTION CORP. | | | | | | |
| CONTRACT 10963058 | | TOTALS | 181,509.50 | 36,192.55 | 152,261.17 | 88.3 |
| POTTER GEORGIA ST BELLVIEU ST IN AMARILLO | | .772 | \$ 707,463.05 | .00 | .00 | .0 |
| LP 279 0090-05-080 STP 95(88)TE TRANSPORTATION ENHANCEMENT | | | | | | |
| WORK ORDER- 02-19-97 | WORK BEGAN- 00-00-00 | | | | | |
| DATE WORK COMPLETED- | TIME COMPUTED 03-07-97 | | | | | |
| CONTRACT WORKING DAYS- | ADDL DAYS GRANTED- | | | | | |
| WORKING DAYS CHARGED- | PERCENT TIME USED- 0 | | | | | |
| GILBERT TEXAS CONSTRUCTION CORP. | | | | | | |
| CONTRACT 12963045 | | TOTALS | 707,463.05 | .00 | .00 | 0.0 |

* NO CURRENT ESTIMATE PROCESSED AT THE TIME OF THIS RUN *

| * CONTRACT IDENTIFICATION AND INFORMATION | | *LENGTH | * CONTRACT AMOUNT | * AMOUNT THIS ESTIMATE | * TOTAL ESTIMATE TO DATE | * % COMP |
|---|--|---------|-------------------|---------------------------------------|--------------------------|----------|
| RANDALL US 60 0168-08-054 CL 168-8-54 | IN CANYON AT US 87 INTERCHANGE LANDSCAPE ESTABLISHMENT | .200 | \$ 36,242.00 | \$ 502.55 | 14,802.90 | 42.9 |
| WORK ORDER- 06-16-95 DATE WORK COMPLETED- CONTRACT WORKING DAYS- 720 WORKING DAYS CHARGED- 459 | WORK BEGAN- 08-31-95 TIME COMPUTED 07-02-95 ADDL DAYS GRANTED- 198 PERCENT TIME USED- 50 | | | | | |
| C.B.S. CONTRACTORS | | | | | | |
| | CONTRACT 05950073 | TOTALS | 36,242.00 | 502.55 | 14,802.90 | 42.9 |
| RANDALL MH 0904-11-014 STP 96(28)UM | IN AMARILLO ON COULTER RD (MH 1207) FROM LOOP 335 TO 45TH AVENUE GRADING, STRUCT, BASE, SURF AND C&G | 3.163 | \$ 2,927,901.82 | \$ 32,494.02 | 2,482,296.91 | 89.3 |
| WORK ORDER- 01-08-96 DATE WORK COMPLETED- CONTRACT WORKING DAYS- 230 WORKING DAYS CHARGED- 184 | WORK BEGAN- 02-19-96 TIME COMPUTED 01-24-96 ADDL DAYS GRANTED- PERCENT TIME USED- 80 | | | | | |
| J. LEE MILLIGAN, INC. | | | | | | |
| | CONTRACT 11950006 | TOTALS | 2,927,901.82 | 32,494.02 | 2,482,296.91 | 89.3 |
| | | | | DISTRICT CONTRACT AMOUNT | 68,235,820.78 | |
| | | | | DISTRICT ESTIMATES THIS MONTH | 1,955,355.52 | |
| | | | | DISTRICT TOTAL ESTIMATES PAID TO DATE | 33,375,962.34 | |

| * CONTRACT IDENTIFICATION AND INFORMATION | | * LENGTH | * CONTRACT AMOUNT | * AMOUNT THIS ESTIMATE | * TOTAL ESTIMATE TO DATE | * % COMP |
|---|--|----------|-------------------|------------------------|--------------------------|----------|
| BAILEY FM 54 0563-01-009 CSR 563-1-9 | 4.4 MILES WEST OF SH 214 4.0 MILES WEST OF SH 214 GR, STR, FLEX BS & 2-CST | .473 | \$ 121,500.36' | .00' | 10,839.63' | 9.3' |
| BAILEY FM 1731 0968-05-003 A 968-5-3 | FM 298, SOUTH FM 54 RECONSTRUCT GR, STR, FLEX BS, 2 CST | .9.013 | \$ 1,931,536.43' | 99,684.09' | 1,015,435.60' | 55.3' |
| WORK ORDER- 00-00-00 DATE WORK COMPLETED- CONTRACT WORKING DAYS- WORKING DAYS CHARGED- | WORK BEGAN- 06-10-96 TIME COMPUTED 06-10-96 ADDL DAYS GRANTED- PERCENT TIME USED- 58 | | | | | |
| LIPHAM CONSTRUCTION CO., INC. | | | | | | |
| CONTRACT 04963010 | | TOTALS | 2,053,036.79' | 99,684.09' | 1,026,275.23' | 52.6' |
| BAILEY SH 214 0461-02-016 STP 95(296)R | FM 298, SOUTH COCHRAN COUNTY LINE ° SALV BASE, STRS & TWO CRSE SURF TREAT | 14.636 | \$ 4,213,015.95' | 164,887.32' | 2,864,479.23' | 71.5' |
| WORK ORDER- 10-24-95 DATE WORK COMPLETED- CONTRACT WORKING DAYS- WORKING DAYS CHARGED- | WORK BEGAN- 01-02-96 TIME COMPUTED 11-09-95 ADDL DAYS GRANTED- 35 PERCENT TIME USED- 85 | | | | | |
| GILVIN-TERRILL, INC. | | | | | | |
| CONTRACT 09950050 | | TOTALS | 4,213,015.95' | 164,887.32' | 2,864,479.23' | 71.5' |
| CASTRO SH 86 0302-03-029 CPM 302-3-29 | ETC U.S. 385 ETC SWISHER COUNTY LINE ETC SEAL COAT | 200.461 | \$ 3,010,449.50' | .00' | .00' | .0' |
| WORK ORDER- 02-24-97 DATE WORK COMPLETED- CONTRACT WORKING DAYS- WORKING DAYS CHARGED- | WORK BEGAN- 00-00-00 TIME COMPUTED 00-00-00 ADDL DAYS GRANTED- 0 PERCENT TIME USED- 0 | | | | | |
| CSS, INC. | | | | | | |
| CONTRACT 01973048 | | TOTALS | 3,010,449.50' | .00' | .00' | 0.0' |
| CASTRO SH 194 0439-02-015 CSR 439-2-15 | 1.0 MILE WEST OF HART CASTRO CO LINE GR, SALV, FLEX BASE, 2 CST | 15.782 | \$ 4,721,484.23' | 178,733.85' | 4,249,037.94' | 94.7' |
| WORK ORDER- 09-15-95 DATE WORK COMPLETED- CONTRACT WORKING DAYS- WORKING DAYS CHARGED- | WORK BEGAN- 10-16-95 TIME COMPUTED 10-01-95 ADDL DAYS GRANTED- 33 PERCENT TIME USED- 72 | | | | | |
| AMARILLO ROAD COMPANY | | | | | | |
| CONTRACT 08950128 | | TOTALS | 4,721,484.23' | 178,733.85' | 4,249,037.94' | 94.7' |
| COCHRAN FM 3304 3500-02-002 CSR 3500-2-2 | SH 114 FM 1169 GR, STRS, BASE, & 2-CST | 4.762 | \$ 1,114,077.64' | .00' | 944,873.03' | 93.1' |
| WORK ORDER- 10-04-95 DATE WORK COMPLETED- CONTRACT WORKING DAYS- WORKING DAYS CHARGED- | WORK BEGAN- 03-01-96 TIME COMPUTED 03-01-96 ADDL DAYS GRANTED- PERCENT TIME USED- 137 | | | | | |
| KEYSTONE CONSTRUCTION INC. | | | | | | |
| CONTRACT 08950087 | | TOTALS | 1,114,077.64' | .00' | 944,873.03' | 93.1' |
| DAWSON SH 115 0354-07-006 STP 96(7)R | SH 349, WEST MARTIN COUNTY LINE RECONSTRUCT GR, BASE, STRS AND TWO CRSE | 11.382 | \$ 1,867,369.95' | .00' | 1,567,609.45' | 89.0' |
| WORK ORDER- 01-04-96 DATE WORK COMPLETED- CONTRACT WORKING DAYS- WORKING DAYS CHARGED- | WORK BEGAN- 01-22-96 TIME COMPUTED 01-20-96 ADDL DAYS GRANTED- PERCENT TIME USED- 107 | | | | | |
| LIPHAM CONSTRUCTION CO., INC. | | | | | | |
| CONTRACT 11950059 | | TOTALS | 1,867,369.95' | .00' | 1,567,609.45' | 89.0' |

* NO CURRENT ESTIMATE PROCESSED AT THE *
* TIME OF THIS RUN *

| * CONTRACT IDENTIFICATION AND INFORMATION | | * LENGTH | * CONTRACT AMOUNT | * AMOUNT THIS ESTIMATE | * TOTAL ESTIMATE TO DATE | * % COMP |
|---|---|----------|-------------------|------------------------|--------------------------|----------|
| ***** | | | | | | |
| GARZA | SCURRY COUNTY LINE | 9.186 | \$ 10,245,989.25' | 329,746.74' | 10,303,818.11' | 99.9' |
| US 84 | JUSTICEBURG | | | | | |
| 0053-06-023 | | | | | | |
| CSR 53-6-23 | SALV, GR, BASE, ACP, S.E.T. | | | | | |
| WORK ORDER- 11-01-95 | WORK BEGAN- 11-17-95 | | | | | |
| DATE WORK COMPLETED- | TIME COMPUTED 11-17-95 | | | | | |
| CONTRACT WORKING DAYS- | ADDL DAYS GRANTED- | | | | | |
| 612 | | | | | | |
| WORKING DAYS CHARGED- | PERCENT TIME USED- 62 | | | | | |
| 280 | | | | | | |
| GILBERT TEXAS CONSTRUCTION CORP. | | | | | | |
| CONTRACT 09950003 | | TOTALS | 10,245,989.25' | 329,746.74' | 10,303,818.11' | 99.9' |
| ***** | | | | | | |
| HALE | AT BUSINESS I-27 (SOUTH) | .250 | \$ 152,745.00' | .00' | .00' | .0' |
| IH 27 | INTERCHANGE | | | | | |
| 0067-05-038 | | | | | | |
| CL 67-5-38 | LANDSCAPE DEVELOPMENT | | | | | |
| WORK ORDER- 02-19-97 | WORK BEGAN- 03-03-97 | | | | | |
| DATE WORK COMPLETED- | TIME COMPUTED 03-07-97 | | | | | |
| CONTRACT WORKING DAYS- | ADDL DAYS GRANTED- | | | | | |
| 40 | | | | | | |
| WORKING DAYS CHARGED- | PERCENT TIME USED- 0 | | | | | |
| 0 | | | | | | |
| ALTEX LANDSCAPE CONSTRUCTION, INC. | | | | | | |
| CONTRACT 01973056 | | TOTALS | 152,745.00' | .00' | .00' | 0.0' |
| ***** | | | | | | |
| HALE | FM 400 | 11.431 | \$ 2,043,405.07' | .00' | 1,772,656.74' | 91.3' |
| FM 788 | FLOYD CO LINE | | | | | |
| 0800-05-020 | | | | | | |
| CSR 800-5-20 | GR, STRS, BASE & SURF | | | | | |
| WORK ORDER- 00-00-00 | WORK BEGAN- 10-12-95 | | | | | |
| DATE WORK COMPLETED- | TIME COMPUTED 10-07-95 | | | | | |
| CONTRACT WORKING DAYS- | ADDL DAYS GRANTED- | | | | | |
| 237 | 30 | | | | | |
| WORKING DAYS CHARGED- | PERCENT TIME USED- 90 | | | | | |
| 240 | | | | | | |
| JORDAN PAVING CORPORATION | | | | | | |
| CONTRACT 08950225 | | TOTALS | 2,043,405.07' | .00' | 1,772,656.74' | 91.3' |
| ***** | | | | | | |
| HALE | US 70 | 13.618 | \$ 2,577,295.09' | 143,975.71' | 629,213.09' | 25.6' |
| FM 179 | FM 37 EAST IN COTTON CENTER | | | | | |
| 0880-01-015 | | | | | | |
| CD 880-1-15 | MDN TO 30', GR, STRS, 2-CRSE, SALV BASE | | | | | |
| WORK ORDER- 11-14-96 | WORK BEGAN- 12-02-96 | | | | | |
| DATE WORK COMPLETED- | TIME COMPUTED 11-30-96 | | | | | |
| CONTRACT WORKING DAYS- | ADDL DAYS GRANTED- | | | | | |
| 197 | | | | | | |
| WORKING DAYS CHARGED- | PERCENT TIME USED- 18 | | | | | |
| 35 | | | | | | |
| JORDAN PAVING CORPORATION | | | | | | |
| CONTRACT 10963009 | | TOTALS | 2,577,295.09' | 143,975.71' | 629,213.09' | 25.6' |
| ***** | | | | | | |
| HOCKLEY | INTERSECTION OF S.H. 114 | .001 | \$ 63,460.90' | .00' | .00' | .0' |
| SH 114 | AND ALAMO ROAD IN LEVELLAND | | | | | |
| 0130-04-027 | | | | | | |
| C 130-4-27 | INSTALL TRAFFIC SIGNALS | | | | | |
| WORK ORDER- 01-09-97 | WORK BEGAN- 00-00-00 | | | | | |
| DATE WORK COMPLETED- | TIME COMPUTED 03-11-97 | | | | | |
| CONTRACT WORKING DAYS- | ADDL DAYS GRANTED- | | | | | |
| 30 | | | | | | |
| WORKING DAYS CHARGED- | PERCENT TIME USED- 0 | | | | | |
| 0 | | | | | | |
| ARTEX ELECTRIC COMPANY | | | | | | |
| CONTRACT 12963038 | | TOTALS | 63,460.90' | .00' | .00' | 0.0' |
| ***** | | | | | | |
| LAMB | FM 37 AT FIELDTON, S | 8.291 | \$ 1,323,806.05' | 56,015.71' | 677,438.25' | 53.8' |
| FM 1072 | FM 54 | | | | | |
| 1252-01-010 | | | | | | |
| STP 96(700)R | GR, STRS, FLEX BASE & SURF TREAT | | | | | |
| WORK ORDER- 07-19-96 | WORK BEGAN- 08-01-96 | | | | | |
| DATE WORK COMPLETED- | TIME COMPUTED 08-01-96 | | | | | |
| CONTRACT WORKING DAYS- | ADDL DAYS GRANTED- | | | | | |
| 132 | | | | | | |
| WORKING DAYS CHARGED- | PERCENT TIME USED- 58 | | | | | |
| 77 | | | | | | |
| JORDAN PAVING CORPORATION | | | | | | |
| CONTRACT 05963010 | | TOTALS | 1,323,806.05' | 56,015.71' | 677,438.25' | 53.8' |
| ***** | | | | | | |

| * CONTRACT IDENTIFICATION AND INFORMATION | | * LENGTH | * CONTRACT AMOUNT | * AMOUNT THIS ESTIMATE | * TOTAL ESTIMATE TO DATE | * % COMP |
|--|--|--|-------------------|------------------------|--------------------------|---------------------|
| LAMB US 84 0052-04-037 NH 96(765)R WEST CITY LIMITS OF SUDAN FM 37 IN AMHERST SALV, GR, BASE, ACP, & STRS | | 19.842 | \$ 7,751,795.72' | 513,702.08' | 733,494.39' | 9.9' |
| WORK ORDER- 11-26-96 DATE WORK COMPLETED- CONTRACT WORKING DAYS- 490 WORKING DAYS CHARGED- 18 | | WORK BEGAN- 01-13-97 TIME COMPUTED 12-12-96 ADDL DAYS GRANTED- PERCENT TIME USED- 4 | | | | |
| JORDAN PAVING CORPORATION | | CONTRACT 10963035 | TOTALS | 7,751,795.72' | 513,702.08' | 733,494.39' 9.9' |
| LUBBOCK CS 0905-06-028 STP 95(49)UM ON FRANKFORD AVE, FROM US 62/82 SPUR 327 WDN, GR, BASE, ACP & C&G | | 1.684 | \$ 2,310,041.76' | .00' | .00' | .0' |
| WORK ORDER- 00-00-00 DATE WORK COMPLETED- CONTRACT WORKING DAYS- 141 WORKING DAYS CHARGED- 0 | | WORK BEGAN- 00-00-00 TIME COMPUTED 00-00-00 ADDL DAYS GRANTED- PERCENT TIME USED- 0 | | | | |
| WILLIAMS & PETERS CONSTRUCTION CO., INC. | | CONTRACT 02973044 | TOTALS | 2,310,041.76' | .00' | .00' 0.0' |
| LUBBOCK US 84 0052-07-053 C 52-7-53 INTERSECTION OF U.S. 84 AND F.M. 2528 TRAFFIC SIGNAL INSTALLATION | | .100 | \$ 98,049.05' | 14,652.80' | 81,351.14' | 87.3' |
| WORK ORDER- 08-20-96 DATE WORK COMPLETED- CONTRACT WORKING DAYS- 30 WORKING DAYS CHARGED- 33 | | WORK BEGAN- 11-16-96 TIME COMPUTED 11-16-96 ADDL DAYS GRANTED- 7 PERCENT TIME USED- 89 | | | | |
| ARTEX ELECTRIC COMPANY | | CONTRACT 07963068 | TOTALS | 98,049.05' | 14,652.80' | 81,351.14' 87.3' |
| LUBBOCK SH 114 0130-05-057 MAUSTP 95(294)UM LP 289, WEST MILWAUKEE AVE IN LUBBOCK WIDEN & REHAB | | 3.119 | \$ 5,234,510.99' | 8,417.95' | 4,976,354.13' | 99.9' |
| WORK ORDER- 09-29-95 DATE WORK COMPLETED- CONTRACT WORKING DAYS- 283 WORKING DAYS CHARGED- 262 | | WORK BEGAN- 11-10-95 TIME COMPUTED 10-15-95 ADDL DAYS GRANTED- 3 PERCENT TIME USED- 92 | | | | |
| WILLIAMS & PETERS CONSTRUCTION CO., INC. | | CONTRACT 08950005 | TOTALS | 5,234,510.99' | 8,417.95' | 4,976,354.13' 99.9' |
| LUBBOCK US 82 0380-01-055 MANH 94(57) FROM UNIVERSITY AVE IN LUBBOCK YELLOWHOUSE CANYON CONSTRUCTION OF STORM SEWER OUTFALL LINE | | 1.515 | \$ 7,090,977.15' | 395,673.71' | 4,729,420.22' | 70.2' |
| WORK ORDER- 10-16-95 DATE WORK COMPLETED- CONTRACT WORKING DAYS- 336 WORKING DAYS CHARGED- 240 | | WORK BEGAN- 11-21-95 TIME COMPUTED 11-03-95 ADDL DAYS GRANTED- 25 PERCENT TIME USED- 66 | | | | |
| J. D. ABRAMS, INC. | | CONTRACT 08950121 | TOTALS | 7,090,977.15' | 395,673.71' | 4,729,420.22' 70.2' |
| LUBBOCK US 84 0053-01-091 CD 53-1-91 0.245 KM WEST OF F.M. 3431 0.45 KM EAST OF F.M. 3431 BASE, DETOUR, 2-CST | | .695 | \$ 88,591.73' | 13,705.43' | 19,261.11' | 22.8' |
| LUBBOCK FM 1585 1502-01-018 CD 1502-1-18 0.1 KM WEST OF FM 3431 0.12 KM EAST OF FM 3431 BASE, STR, 2-CST | | .220 | \$ 61,612.22' | .00' | .00' | .0' |

| * CONTRACT IDENTIFICATION AND INFORMATION | | * LENGTH * | * CONTRACT AMOUNT * | * AMOUNT THIS ESTIMATE * | * TOTAL ESTIMATE TO DATE * | * % COMP * |
|---|--------------------------------------|------------|---------------------|--------------------------|----------------------------|------------|
| LUBBOCK | US 84 (SLATON HIGHWAY) | 4.828 | \$ 1,140,296.59 | \$ 136,674.02 | \$ 337,190.18 | 31.1 |
| FM 3431 | FM 1585 | | | | | |
| 3616-01-001 | | | | | | |
| A 3616-1-1 | 2-LN PAVED FM FOR FUTURE PRISON SITE | | | | | |
| WORK ORDER- 01-09-97 | WORK BEGAN- 01-23-97 | | | | | |
| DATE WORK COMPLETED- | TIME COMPUTED 01-23-97 | | | | | |
| CONTRACT WORKING DAYS- | ADDL DAYS GRANTED- | | | | | |
| WORKING DAYS CHARGED- | PERCENT TIME USED- 13 | | | | | |
| WILLIAMS & PETERS CONSTRUCTION CO., INC. | | | | | | |
| CONTRACT 11963073 | | TOTALS | 1,290,500.54 | 150,379.45 | 356,451.29 | 29.0 |
| LYNN | ETC | 27.852 | \$ 2,668,433.64 | .00 | \$ 2,557,394.45 | 99.9 |
| FM 211 | ETC | | | | | |
| 0721-04-010 | ETC | | | | | |
| MMP 721-4-10 | RECYCLE FLEX BASE, WIDEN, 2 CST | | | | | |
| WORK ORDER- 07-10-95 | WORK BEGAN- 08-24-95 | | | | | |
| DATE WORK COMPLETED- | TIME COMPUTED 07-26-95 | | | | | |
| CONTRACT WORKING DAYS- | ADDL DAYS GRANTED- 48 | | | | | |
| WORKING DAYS CHARGED- | PERCENT TIME USED- 98 | | | | | |
| GILVIN-TERRILL, INC. | | | | | | |
| CONTRACT 06950006 | | TOTALS | 2,668,433.64 | .00 | 2,557,394.45 | 99.9 |
| TERRY | YOAKUM C/L | 17.151 | \$ 1,422,127.49 | .00 | .00 | .0 |
| FM 213 | US 62 IN WELLMAN | | | | | |
| 0879-02-007 | | | | | | |
| AR 879-2-7 | RECONST GR, STR, 2-CST | | | | | |
| WORK ORDER- 01-16-97 | WORK BEGAN- 03-03-97 | | | | | |
| DATE WORK COMPLETED- | TIME COMPUTED 02-01-97 | | | | | |
| CONTRACT WORKING DAYS- | ADDL DAYS GRANTED- | | | | | |
| WORKING DAYS CHARGED- | PERCENT TIME USED- 1 | | | | | |
| WILLIAMS & PETERS CONSTRUCTION CO., INC. | | | | | | |
| CONTRACT 12963016 | | TOTALS | 1,422,127.49 | .00 | .00 | 0.0 |
| DISTRICT CONTRACT AMOUNT | | | | | 61,252,571.76 | |
| DISTRICT ESTIMATES THIS MONTH | | | | | 2,055,869.41 | |
| DISTRICT TOTAL ESTIMATES PAID TO DATE | | | | | 37,469,866.69 | |

| * CONTRACT IDENTIFICATION AND INFORMATION | | * LENGTH | * CONTRACT AMOUNT | * AMOUNT THIS ESTIMATE | * TOTAL ESTIMATE TO DATE | * % COMP |
|---|--|------------------------|-------------------|------------------------|--------------------------|----------|
| ANDREWS NEM MEXICO STATE LINE | | 16.146 | \$ 1,286,282.84 | .00 | .00 | .0 |
| SH 176 12.87 KM W. OF FM 181 | | | | | | |
| 0548-05-033 REHAB EXISTING ROADWAY | | | | | | |
| STP 96(122)R | | | | | | |
| WORK ORDER- 10-02-96 | | WORK BEGAN- 00-00-00 | | | | |
| DATE WORK COMPLETED- | | TIME COMPUTED 10-18-96 | | | | |
| CONTRACT WORKING DAYS- 60 | | ADDL DAYS GRANTED- | | | | |
| WORKING DAYS CHARGED- 0 | | PERCENT TIME USED- 0 | | | | |
| JONES BROS. DIRT & PAVING CONTRACTORS, INC. | | TOTALS | 1,286,282.84 | .00 | .00 | 0.0 |
| CONTRACT 08963029 | | | | | | |
| ANDREWS NEAR ANDREWS | | 15.946 | \$ 156,728.50 | 41,536.61 | 116,652.96 | 78.4 |
| US 385 ECTOR CO LINE | | | | | | |
| 0228-05-049 GR, STR SAFETY TREAT | | | | | | |
| CSR 228-5-49 | | | | | | |
| WORK ORDER- 10-22-96 | | WORK BEGAN- 11-21-96 | | | | |
| DATE WORK COMPLETED- | | TIME COMPUTED 11-07-96 | | | | |
| CONTRACT WORKING DAYS- 80 | | ADDL DAYS GRANTED- | | | | |
| WORKING DAYS CHARGED- 61 | | PERCENT TIME USED- 76 | | | | |
| EARTHCO | | TOTALS | 156,728.50 | 41,536.61 | 116,652.96 | 78.4 |
| CONTRACT 09963032 | | | | | | |
| ANDREWS 17.2 KM NORTH ECTOR CO. LN | | 21.931 | \$ 927,443.15 | 21,995.82 | 82,044.07 | 9.3 |
| FM 1788 ECTOR COUNTY LINE | | | | | | |
| 1718-05-012 REHAB | | | | | | |
| AR 1718-5-12 | | | | | | |
| WORK ORDER- 12-04-96 | | WORK BEGAN- 12-30-96 | | | | |
| DATE WORK COMPLETED- | | TIME COMPUTED 12-20-96 | | | | |
| CONTRACT WORKING DAYS- 80 | | ADDL DAYS GRANTED- | | | | |
| WORKING DAYS CHARGED- 24 | | PERCENT TIME USED- 30 | | | | |
| JONES BROS. DIRT & PAVING CONTRACTORS, INC. | | TOTALS | 927,443.15 | 21,995.82 | 82,044.07 | 9.3 |
| CONTRACT 11963074 | | | | | | |
| ECTOR INT.OF FM 1882 & UNIVERSITY BLVD | | .347 | \$ 120,029.75 | .00 | .00 | .0 |
| FM 1882 INT OF FM 1882 & SPUR 450 | | | | | | |
| 2005-01-022 LANDSCAPE DEVELOPMENT | | | | | | |
| CD 2005-1-22 | | | | | | |
| WORK ORDER- 02-19-97 | | WORK BEGAN- 00-00-00 | | | | |
| DATE WORK COMPLETED- | | TIME COMPUTED 03-07-97 | | | | |
| CONTRACT WORKING DAYS- 40 | | ADDL DAYS GRANTED- | | | | |
| WORKING DAYS CHARGED- 0 | | PERCENT TIME USED- 0 | | | | |
| ALTEX LANDSCAPE CONSTRUCTION, INC. | | TOTALS | 120,029.75 | .00 | .00 | 0.0 |
| CONTRACT 01973015 | | | | | | |
| ECTOR ON CLEMENTS FROM US 385 | | .768 | \$ 368,170.00 | 18,213.28 | 225,552.16 | 64.4 |
| CS DIXIE AVE | | | | | | |
| 0906-06-025 GR, STR, BASE SURF & C & G | | | | | | |
| CUS 906-6-25 | | | | | | |
| WORK ORDER- 07-05-96 | | WORK BEGAN- 09-30-96 | | | | |
| DATE WORK COMPLETED- | | TIME COMPUTED 07-21-96 | | | | |
| CONTRACT WORKING DAYS- 80 | | ADDL DAYS GRANTED- 10 | | | | |
| WORKING DAYS CHARGED- 64 | | PERCENT TIME USED- 71 | | | | |
| JONES BROS. DIRT & PAVING CONTRACTORS, INC. | | TOTALS | 368,170.00 | 18,213.28 | 225,552.16 | 64.4 |
| CONTRACT 05963046 | | | | | | |
| ECTOR YUKON RD | | 4.331 | \$ 1,364,773.85 | .00 | 1,414,904.37 | 100.0 |
| US 385 8TH ST | | | | | | |
| 0228-06-063 REHAB BASE & SURF | | | | | | |
| STP 96(689)R | | | | | | |
| WORK ORDER- 07-05-96 | | WORK BEGAN- 08-12-96 | | | | |
| DATE WORK COMPLETED- 01-13-97 | | TIME COMPUTED 07-21-96 | | | | |
| CONTRACT WORKING DAYS- 60 | | ADDL DAYS GRANTED- 27 | | | | |
| WORKING DAYS CHARGED- 94 | | PERCENT TIME USED- 108 | | | | |
| JONES BROS. DIRT & PAVING CONTRACTORS, INC. | | TOTALS | 1,364,773.85 | .00 | 1,414,904.37 | 100.0 |
| CONTRACT 05963062 | | | | | | |

* NO CURRENT ESTIMATE PROCESSED AT THE *
* TIME OF THIS RUN *

* NO CURRENT ESTIMATE PROCESSED AT THE *
* TIME OF THIS RUN *

| * CONTRACT IDENTIFICATION AND INFORMATION | | * LENGTH | * CONTRACT AMOUNT | * AMOUNT THIS ESTIMATE | * TOTAL ESTIMATE TO DATE | * % COMP |
|---|--|--------------------|-------------------|------------------------|--------------------------|----------|
| RECEE ALBERT, INC. CONTRACT 07963023 | | TOTALS | 204,625.20' | 3,402.52' | 183,987.86' | 100.0' |
| ECTOR | ON POOL RD. FROM US 385 | .557 | \$ 204,625.20' | 3,402.52' | 183,987.86' | 100.0' |
| CS | CRANE AVE | | | | | |
| 0906-06-027 STP 96(764)UM GRADING, STR. BASE, SURF & C & G | | | | | | |
| WORK ORDER- | 08-15-96 | WORK BEGAN- | 10-21-96 | | | |
| DATE WORK COMPLETED- | 02-10-97 | TIME COMPUTED | 08-31-96 | | | |
| CONTRACT WORKING DAYS- | 40 | ADDL DAYS GRANTED- | | | | |
| WORKING DAYS CHARGED- | 83 | PERCENT TIME USED- | 208 | | | |
| RECEE ALBERT, INC. CONTRACT 07963078 | | TOTALS | 173,419.30' | 12,387.64' | 144,182.80' | 100.0' |
| ECTOR | VARIOUS LOCATIONS | .001 | \$ 173,419.30' | 12,387.64' | 144,182.80' | 100.0' |
| IH 20 | | | | | | |
| 0004-07-097 IM 20-1(131)110 REHAB RAMPS AT 6 LOCATIONS | | | | | | |
| WORK ORDER- | 08-15-96 | WORK BEGAN- | 11-18-96 | | | |
| DATE WORK COMPLETED- | 02-10-97 | TIME COMPUTED | 08-31-96 | | | |
| CONTRACT WORKING DAYS- | 40 | ADDL DAYS GRANTED- | | | | |
| WORKING DAYS CHARGED- | 82 | PERCENT TIME USED- | 205 | | | |
| JONES BROS. DIRT & PAVING CONTRACTORS, INC. CONTRACT 08963089 | | TOTALS | 587,073.25' | 52,115.64' | 155,645.36' | 27.9' |
| ECTOR | ON UNIVERSITY BLVD FROM GOLDER FM 1882 | .483 | \$ 587,073.25' | 52,115.64' | 155,645.36' | 27.9' |
| CS | | | | | | |
| 0906-06-022 STP 96(776)UM RECONSTRUCT AND WIDEN | | | | | | |
| WORK ORDER- | 10-03-96 | WORK BEGAN- | 10-30-96 | | | |
| DATE WORK COMPLETED- | | TIME COMPUTED | 01-02-97 | | | |
| CONTRACT WORKING DAYS- | 56 | ADDL DAYS GRANTED- | | | | |
| WORKING DAYS CHARGED- | 22 | PERCENT TIME USED- | 39 | | | |
| PRICE CONSTRUCTION, INC. CONTRACT 02973055 | | TOTALS | 1,188,345.74' | .00' | .00' | 0.0' |
| MIDLAND | SH 349 | 3.729 | \$ 1,188,345.74' | .00' | .00' | .0' |
| BS 1588 | IH 20° IN MIDLAND | | | | | |
| 0463-03-029 NH 97(91) GR, BASE & ASPH CONC PVMT | | | | | | |
| WORK ORDER- | 00-00-00 | WORK BEGAN- | 00-00-00 | | | |
| DATE WORK COMPLETED- | | TIME COMPUTED | 00-00-00 | | | |
| CONTRACT WORKING DAYS- | 80 | ADDL DAYS GRANTED- | | | | |
| WORKING DAYS CHARGED- | 0 | PERCENT TIME USED- | 0 | | | |
| * NO CURRENT ESTIMATE PROCESSED AT THE TIME OF THIS RUN * | | | | | | |
| ROY WILLIS ELECTRIC CO., INC. CONTRACT 05963088 | | TOTALS | 135,755.98' | 8,246.16' | 133,647.18' | 99.9' |
| MIDLAND | AT GOLF COURSE RD IN MIDLAND | .260 | \$ 135,755.98' | 8,246.16' | 133,647.18' | 99.9' |
| BS 1588 | | | | | | |
| 0463-02-050 STP 96(614)HES REMOVE/RECON MEDIANS INSTALL TRAFFIC SIG | | | | | | |
| WORK ORDER- | 06-24-96 | WORK BEGAN- | 10-31-96 | | | |
| DATE WORK COMPLETED- | | TIME COMPUTED | 07-10-96 | | | |
| CONTRACT WORKING DAYS- | 40 | ADDL DAYS GRANTED- | | | | |
| WORKING DAYS CHARGED- | 38 | PERCENT TIME USED- | 95 | | | |
| JONES BROS. DIRT & PAVING CONTRACTORS, INC. CONTRACT 07950007 | | TOTALS | 6,476,793.95' | 105,848.33' | 6,670,602.20' | 99.9' |
| MIDLAND | IH 20 W OF MIDLAND | 3.401 | \$ 6,476,793.95' | 105,848.33' | 6,670,602.20' | 99.9' |
| SH 158 | 0.4 MI N. OF THOMASON DR | | | | | |
| 1188-02-051 C 1188-2-51 GR, STRS, BASE & SURF | | | | | | |
| WORK ORDER- | 08-23-95 | WORK BEGAN- | 09-25-95 | | | |
| DATE WORK COMPLETED- | | TIME COMPUTED | 09-08-95 | | | |
| CONTRACT WORKING DAYS- | 280 | ADDL DAYS GRANTED- | 35 | | | |
| WORKING DAYS CHARGED- | 315 | PERCENT TIME USED- | 100 | | | |

| * CONTRACT IDENTIFICATION AND INFORMATION | | * LENGTH | * CONTRACT AMOUNT | * AMOUNT THIS ESTIMATE | * TOTAL ESTIMATE TO DATE | * % COMP |
|--|--|--------------------|-------------------|------------------------|--------------------------|----------|
| MIDLAND CS | ON MIDLAND DR. FROM BLUEBIRD WOOD | 3.284 | \$ 987,278.06 | \$ 1,175.34 | 446,068.68 | 47.6 |
| 0906-32-020 DBU-STP 96(763)U GRADING STR. BASE SURF & C & G | | | | | | |
| WORK ORDER- | 08-26-96 | WORK BEGAN- | 09-11-96 | | | |
| DATE WORK COMPLETED- | | TIME COMPUTED | 09-11-96 | | | |
| CONTRACT WORKING DAYS- | 80 | ADDL DAYS GRANTED- | | | | |
| WORKING DAYS CHARGED- | 66 | PERCENT TIME USED- | 83 | | | |
| JONES BROS. DIRT & PAVING CONTRACTORS, INC. | | | | | | |
| CONTRACT 07963077 | | TOTALS | 987,278.06 | 1,175.34 | 446,068.68 | 47.6 |
| MIDLAND LP 250 | 0.4 MI W OF GARFIELD 0.7 MI E OF "A" ST | 1.816 | \$ 6,333,065.51 | \$ 270,422.46 | 5,657,655.98 | 94.0 |
| 1188-02-052 C 1188-2-52 GR, STRS, BASE, SURF | | | | | | |
| WORK ORDER- | 10-27-95 | WORK BEGAN- | 10-30-95 | | | |
| DATE WORK COMPLETED- | | TIME COMPUTED | 11-12-95 | | | |
| CONTRACT WORKING DAYS- | 380 | ADDL DAYS GRANTED- | 30 | | | |
| WORKING DAYS CHARGED- | 301 | PERCENT TIME USED- | 73 | | | |
| JONES BROS. DIRT & PAVING CONTRACTORS, INC. | | | | | | |
| CONTRACT 09950005 | | TOTALS | 6,333,065.51 | 270,422.46 | 5,657,655.98 | 94.0 |
| MIDLAND FM 1379 | 1.0 MI. S. OF FM 307 SH 158 | 13.240 | \$ 1,204,833.33 | \$ 286,224.17 | 437,439.02 | 38.2 |
| 1823-03-011 CSR 1823-3-11 REHAB | | | | | | |
| WORK ORDER- | 12-10-96 | WORK BEGAN- | 01-20-97 | | | |
| DATE WORK COMPLETED- | | TIME COMPUTED | 12-26-96 | | | |
| CONTRACT WORKING DAYS- | 126 | ADDL DAYS GRANTED- | | | | |
| WORKING DAYS CHARGED- | 32 | PERCENT TIME USED- | 25 | | | |
| PRICE CONSTRUCTION, INC. | | | | | | |
| CONTRACT 11963033 | | TOTALS | 1,204,833.33 | 286,224.17 | 437,439.02 | 38.2 |
| PECOS VA | OLD SANTA FE RAILROAD DEPOT IN FT. STOCKTON | .001 | \$ 211,218.00 | \$ 19,517.52 | 96,770.50 | 48.2 |
| 0906-17-002 STP 94(235)TE RESTORATION OF RR DEPOT | | | | | | |
| WORK ORDER- | 09-11-96 | WORK BEGAN- | 10-28-96 | | | |
| DATE WORK COMPLETED- | | TIME COMPUTED | 09-27-96 | | | |
| CONTRACT WORKING DAYS- | 180 | ADDL DAYS GRANTED- | 30 | | | |
| WORKING DAYS CHARGED- | 155 | PERCENT TIME USED- | 74 | | | |
| JACK WHISLER, INC. | | | | | | |
| CONTRACT 08963041 | | TOTALS | 211,218.00 | 19,517.52 | 96,770.50 | 48.2 |
| PECOS SH 349 | SH 290 TERRELL C/L | 9.655 | \$ 1,370,544.06 | \$ 118,225.15 | 415,302.71 | 31.8 |
| 0556-04-008 STP 96(839)R RECONST GR, BASE STR & SURF | | | | | | |
| WORK ORDER- | 10-30-96 | WORK BEGAN- | 12-09-96 | | | |
| DATE WORK COMPLETED- | | TIME COMPUTED | 11-15-96 | | | |
| CONTRACT WORKING DAYS- | 200 | ADDL DAYS GRANTED- | 2 | | | |
| WORKING DAYS CHARGED- | 61 | PERCENT TIME USED- | 30 | | | |
| NOBLES ROAD CONSTRUCTION, INC. | | | | | | |
| CONTRACT 09963057 | | TOTALS | 1,370,544.06 | 118,225.15 | 415,302.71 | 31.8 |
| PECOS IH 10 | INT OF IH 10 & BI 10-G W OF FT STOCKTON INT OF IH 10 & BI 10-G E OF FT STOCKTON | .001 | \$ 119,420.96 | \$ 68,651.04 | 68,850.54 | 60.6 |
| 0441-08-040 CL 441-8-40 LANDSCAPE DEVELOPMENT | | | | | | |
| WORK ORDER- | 01-10-97 | WORK BEGAN- | 01-30-97 | | | |
| DATE WORK COMPLETED- | | TIME COMPUTED | 01-26-97 | | | |
| CONTRACT WORKING DAYS- | 40 | ADDL DAYS GRANTED- | | | | |
| WORKING DAYS CHARGED- | 21 | PERCENT TIME USED- | 53 | | | |
| CHEROKEE BRIDGE AND ROAD, INC. | | | | | | |
| CONTRACT 12963043 | | TOTALS | 119,420.96 | 68,651.04 | 68,850.54 | 60.6 |

| * CONTRACT IDENTIFICATION AND INFORMATION | | | * LENGTH | * CONTRACT AMOUNT | * AMOUNT THIS ESTIMATE | * TOTAL ESTIMATE TO DATE | * % COMP |
|---|-------------------------|--------|----------|---------------------------------------|------------------------|--------------------------|----------|
| REEVES | MCL OF BALMORHEA | | 1.180 | \$ 239,445.83 | .00 | .00 | .0 |
| SH 17 | ECL OF BALMORHEA | | | | | | |
| 0441-04-014 | | | | | | | |
| STP 97(69)RM | REHABILITATE ROADWAY | | | | | | |
| WORK ORDER- 02-24-97 | WORK BEGAN- 00-00-00 | | | | | | |
| DATE WORK COMPLETED- | TIME COMPUTED 03-12-97 | | | | | | |
| CONTRACT WORKING DAYS- | 60 ADDL DAYS GRANTED- | | | | | | |
| WORKING DAYS CHARGED- | 0 PERCENT TIME USED- 0 | | | | | | |
| JONES BROS. DIRT & PAVING CONTRACTORS, INC. | | | | | | | |
| | CONTRACT 01973028 | TOTALS | | 239,445.83 | .00 | .00 | 0.0 |
| REEVES | 6.4 MI. W. PECOS CO. LN | | 31.312 | \$ 3,304,098.98 | .00 | .00 | .0 |
| IH 10 | PECOS CO. LN | | | | | | |
| 0441-06-030 | | | | | | | |
| IH 10-2(90)221 | OVERLAY | | | | | | |
| WORK ORDER- 00-00-00 | WORK BEGAN- 00-00-00 | | | | | | |
| DATE WORK COMPLETED- | TIME COMPUTED 00-00-00 | | | | | | |
| CONTRACT WORKING DAYS- | 100 ADDL DAYS GRANTED- | | | | | | |
| WORKING DAYS CHARGED- | 0 PERCENT TIME USED- 0 | | | | | | |
| JONES BROS. DIRT & PAVING CONTRACTORS, INC. | | | | | | | |
| | CONTRACT 01973039 | TOTALS | | 3,304,098.98 | .00 | .00 | 0.0 |
| REEVES | ETC IH 20 SFR (W) | PECOS | 538.505 | \$ 4,826,003.34 | .00 | .00 | .0 |
| BI 20-B | ETC RIVER | | | | | | |
| 0003-08-051 | ETC | | | | | | |
| CPM 3-8-51 | SEAL COAT | | | | | | |
| WORK ORDER- 01-16-97 | WORK BEGAN- 00-00-00 | | | | | | |
| DATE WORK COMPLETED- | TIME COMPUTED 00-00-00 | | | | | | |
| CONTRACT WORKING DAYS- | 80 ADDL DAYS GRANTED- | | | | | | |
| WORKING DAYS CHARGED- | 0 PERCENT TIME USED- 0 | | | | | | |
| LIPHAM CONSTRUCTION CO., INC. | | | | | | | |
| | CONTRACT 12963006 | TOTALS | | 4,826,003.34 | .00 | .00 | 0.0 |
| | | | | DISTRICT CONTRACT AMOUNT | 31,585,349.58 | | |
| | | | | DISTRICT ESTIMATES THIS MONTH | 1,027,961.68 | | |
| | | | | DISTRICT TOTAL ESTIMATES PAID TO DATE | 16,249,306.39 | | |

| * CONTRACT IDENTIFICATION AND INFORMATION | | * LENGTH | * CONTRACT AMOUNT | * AMOUNT THIS ESTIMATE | * TOTAL ESTIMATE TO DATE | * % COMP |
|---|--|---|--|---|--------------------------|-------------------|
| CONCHO US 83 ETC 0035-03-039 ETC CPM 35-3-39 ASPHLATIC CONCRETE OVERLAY | | 1.351 KM NORTH OF US 87, ETC. | US 7.847 | \$ 609,049.80 | .00 | .0 |
| WORK ORDER- 03-10-97 DATE WORK COMPLETED- CONTRACT WORKING DAYS- WORKING DAYS CHARGED- | | 29 0 | WORK BEGAN- 00-00-00 TIME COMPUTED 05-10-97 ADDL DAYS GRANTED- PERCENT TIME USED- 0 | * NO CURRENT ESTIMATE PROCESSED AT THE TIME OF THIS RUN | | |
| REECE ALBERT, INC. | | CONTRACT 02973030 | TOTALS | 609,049.80 | .00 | .00 0.0 |
| GLASSCOCK RM 33 0558-06-011 STP 96(597)R RECONST GR, STRS, BASE & SURF | | HOWARD CO LINE 5.7 MI N OF SH 158 | 9.920 | \$ 4,038,389.02 | 131,671.36 | 1,698,801.99 44.3 |
| WORK ORDER- 06-24-96 DATE WORK COMPLETED- CONTRACT WORKING DAYS- WORKING DAYS CHARGED- | | 399 132 | WORK BEGAN- 07-08-96 TIME COMPUTED 07-10-96 ADDL DAYS GRANTED- PERCENT TIME USED- 33 | | | |
| JONES BROS. DIRT & PAVING CONTRACTORS, INC. | | CONTRACT 05963005 | TOTALS | 4,038,389.02 | 131,671.36 | 1,698,801.99 44.3 |
| IRION US 67 0077-05-023 CPM 77-5-23 ASPHALTIC CONCRETE PAVEMENT OVERLAY | | TOM GREEN COUNTY LINE FM 853 | 10.587 | \$ 749,945.73 | .00 | .00 .0 |
| WORK ORDER- 03-10-97 DATE WORK COMPLETED- CONTRACT WORKING DAYS- WORKING DAYS CHARGED- | | 30 0 | WORK BEGAN- 00-00-00 TIME COMPUTED 00-00-00 ADDL DAYS GRANTED- PERCENT TIME USED- 0 | * NO CURRENT ESTIMATE PROCESSED AT THE TIME OF THIS RUN | | |
| REECE ALBERT, INC. | | CONTRACT 02973065 | TOTALS | 749,945.73 | .00 | .00 0.0 |
| KIMBLE IH 10 0141-09-061 CL 141-9-61 LANDSCAPE DEVELOPMENT | | AT THE US 83 INTERCHANGE IN JUNCTION | .161 | \$ 71,150.00 | 190.00 | 62,714.25 92.7 |
| WORK ORDER- 04-16-96 DATE WORK COMPLETED- CONTRACT WORKING DAYS- WORKING DAYS CHARGED- | | 40 40 | WORK BEGAN- 05-02-96 TIME COMPUTED 05-02-96 ADDL DAYS GRANTED- PERCENT TIME USED- 100 | | | |
| ALTEX LANDSCAPE CONSTRUCTION, INC. | | CONTRACT 03963017 | TOTALS | 71,150.00 | 190.00 | 62,714.25 92.7 |
| KIMBLE IH 10 0141-08-038 IM 10-3(81)435 ACP OVERLAY & UPGRADE GUARD FENCE | | SUTTON CO LINE 0.6 MI W OF STARK CRK | 9.876 | \$ 2,632,345.91 | .00 | 2,658,098.57 99.9 |
| WORK ORDER- 01-26-95 DATE WORK COMPLETED- CONTRACT WORKING DAYS- WORKING DAYS CHARGED- | | 120 121 | WORK BEGAN- 02-13-95 TIME COMPUTED 02-11-95 ADDL DAYS GRANTED- PERCENT TIME USED- 101 | * NO CURRENT ESTIMATE PROCESSED AT THE TIME OF THIS RUN | | |
| PRICE CONSTRUCTION, INC. | | CONTRACT 11940065 | TOTALS | 2,632,345.91 | .00 | 2,658,098.57 99.9 |
| MENARD US 83 0035-06-023 CPM 35-6-23 ACP OVERLAY | | KIMBLE C/L 11.98 MI NORTH | 22.076 | \$ 1,145,757.76 | .00 | 188,467.36 17.3 |
| WORK ORDER- 06-24-96 DATE WORK COMPLETED- CONTRACT WORKING DAYS- WORKING DAYS CHARGED- | | 40 13 | WORK BEGAN- 11-01-96 TIME COMPUTED 11-04-96 ADDL DAYS GRANTED- PERCENT TIME USED- 33 | | | |
| PRICE CONSTRUCTION, INC. | | CONTRACT 05963023 | TOTALS | 1,145,757.76 | .00 | 188,467.36 17.3 |

| * CONTRACT IDENTIFICATION AND INFORMATION | | *LENGTH | * CONTRACT AMOUNT | * AMOUNT THIS ESTIMATE | * TOTAL ESTIMATE TO DATE | * % * COMP* |
|---|------------------------|---------|-------------------|------------------------|--------------------------|-------------|
| MENARD AT THE INT OF US 190M & FM 2291 | | .001 | \$ 64,026.60 | \$ 2,100.22 | 53,913.31 | 88.6 |
| US 83 0035-05-043 CL 35-5-43 LANDSCAPE DEVELOPMENT | | | | | | |
| WORK ORDER- 11-13-95 | WORK BEGAN- 01-12-96 | | | | | |
| DATE WORK COMPLETED- | TIME COMPUTED 11-29-95 | | | | | |
| CONTRACT WORKING DAYS- 80 | ADDL DAYS GRANTED- | | | | | |
| WORKING DAYS CHARGED- 77 | PERCENT TIME USED- 96 | | | | | |
| ALTEX LANDSCAPE CONSTRUCTION, INC. | | | | | | |
| CONTRACT 10950012 | | TOTALS | 64,026.60 | 2,100.22 | 53,913.31 | 88.6 |
| ***** | | | | | | |
| RUNNELS IN WINTERS ON US 83 AT SH 153 | | .007 | \$ 276,695.75 | .00 | 234,687.20 | 89.2 |
| US 83 0034-04-032 C 34-4-32 MODERNIZE TRAFFIC SIGNAL | | | | | | |
| WORK ORDER- 05-15-96 | WORK BEGAN- 06-25-96 | | | | | |
| DATE WORK COMPLETED- | TIME COMPUTED 08-14-96 | | | | | |
| CONTRACT WORKING DAYS- 168 | ADDL DAYS GRANTED- | | | | | |
| WORKING DAYS CHARGED- 126 | PERCENT TIME USED- 75 | | | | | |
| ROY WILLIS ELECTRIC CO., INC. | | | | | | |
| CONTRACT 04963048 | | TOTALS | 276,695.75 | .00 | 234,687.20 | 89.2 |
| ***** | | | | | | |
| STERLING 11.8 MI SE OF GLASSCOCK C/L | | 7.351 | \$ 4,066,424.97 | 167,246.37 | 2,128,977.15 | 55.1 |
| US 87 0.2 MI S OF SH 163 0069-03-042 C 69-3-42 GR, STRS, BASE SURFACE | | | | | | |
| WORK ORDER- 07-22-96 | WORK BEGAN- 08-13-96 | | | | | |
| DATE WORK COMPLETED- | TIME COMPUTED 08-07-96 | | | | | |
| CONTRACT WORKING DAYS- 280 | ADDL DAYS GRANTED- | | | | | |
| WORKING DAYS CHARGED- 105 | PERCENT TIME USED- 38 | | | | | |
| PRICE CONSTRUCTION, INC. | | | | | | |
| CONTRACT 06963046 | | TOTALS | 4,066,424.97 | 167,246.37 | 2,128,977.15 | 55.1 |
| ***** | | | | | | |
| STERLING ETC VARIOUS LOCATIONS IN STERLING CTY | | .013 | \$ 636,552.35 | .00 | 648,363.95 | 99.9 |
| VA 0907-11-003 ETC CAD 907-11-3 CURB RAMPS, SIDEWALK AND MISC CONST | | | | | | |
| WORK ORDER- 10-05-94 | WORK BEGAN- 10-21-94 | | | | | |
| DATE WORK COMPLETED- | TIME COMPUTED 10-21-94 | | | | | |
| CONTRACT WORKING DAYS- 120 | ADDL DAYS GRANTED- | | | | | |
| WORKING DAYS CHARGED- 118 | PERCENT TIME USED- 98 | | | | | |
| KNIGHT CONSTRUCTION, INC. | | | | | | |
| CONTRACT 08940137 | | TOTALS | 636,552.35 | .00 | 648,363.95 | 99.9 |
| ***** | | | | | | |
| SUTTON US 277 NORTH | | 3.653 | \$ 2,779,323.02 | .00 | .00 | .0 |
| LP 467 0141-14-010 NH 97(56) RECONSTRUCT AND UPGRADE TO STANDARDS | | | | | | |
| WORK ORDER- 03-10-97 | WORK BEGAN- 00-00-00 | | | | | |
| DATE WORK COMPLETED- | TIME COMPUTED 03-26-97 | | | | | |
| CONTRACT WORKING DAYS- 360 | ADDL DAYS GRANTED- | | | | | |
| WORKING DAYS CHARGED- 0 | PERCENT TIME USED- 0 | | | | | |
| REECE ALBERT, INC. | | | | | | |
| CONTRACT 01973002 | | TOTALS | 2,779,323.02 | .00 | .00 | 0.0 |
| ***** | | | | | | |
| TOM GREEN ETC 0.928 KM SOUTH OF FM 1223 | | 3.270 | \$ 3,620,267.62 | .00 | .00 | .0 |
| US 87 ETC 0070-02-066 ETC CPM 70-2-66 SEAL COAT | | 341.957 | | | | |
| WORK ORDER- 02-24-97 | WORK BEGAN- 00-00-00 | | | | | |
| DATE WORK COMPLETED- | TIME COMPUTED 00-00-00 | | | | | |
| CONTRACT WORKING DAYS- 57 | ADDL DAYS GRANTED- | | | | | |
| WORKING DAYS CHARGED- 0 | PERCENT TIME USED- 0 | | | | | |
| CSS, INC. | | | | | | |
| CONTRACT 01973046 | | TOTALS | 3,620,267.62 | .00 | .00 | 0.0 |
| ***** | | | | | | |

* NO CURRENT ESTIMATE PROCESSED AT THE *
* TIME OF THIS RUN *

* NO CURRENT ESTIMATE PROCESSED AT THE *
* TIME OF THIS RUN *

* NO CURRENT ESTIMATE PROCESSED AT THE *
* TIME OF THIS RUN *

| * CONTRACT IDENTIFICATION AND INFORMATION | | * LENGTH | * CONTRACT AMOUNT | * AMOUNT THIS ESTIMATE | * TOTAL ESTIMATE TO DATE | * % COMP |
|--|--|--|---|------------------------|--------------------------|-------------------|
| TOM GREEN FM 380 FM 2334 US 87 2229-03-006 AR 2229-3-6 RECONSTRUCT GR, STRS, BASE AND SURF | | 11.441 | \$ 554,525.36 | \$.00 | .00 | .0 |
| WORK ORDER- 00-00-00 DATE WORK COMPLETED- CONTRACT WORKING DAYS- 53 WORKING DAYS CHARGED- 0 | | WORK BEGAN- 00-00-00 TIME COMPUTED 00-00-00 ADDL DAYS GRANTED- PERCENT TIME USED- 0 | * NO CURRENT ESTIMATE PROCESSED AT THE TIME OF THIS RUN * | | | |
| REECE ALBERT, INC. | | CONTRACT 02973067 | TOTALS | 554,525.36 | .00 | .00 0.0 |
| TOM GREEN VA 0907-24-008 STP 94(177)TE RESTORE DEPOT | | BETWEEN CHADBOURNE & IRVING ST AND BETWEEN S ORIENT RR & AVENUE D | .001 | \$ 323,000.00 | 43,122.71 | 426,957.43 100.0 |
| WORK ORDER- 04-25-96 DATE WORK COMPLETED- 02-28-97 CONTRACT WORKING DAYS- 160 WORKING DAYS CHARGED- 192 | | WORK BEGAN- 05-01-96 TIME COMPUTED 05-01-96 ADDL DAYS GRANTED- 35 PERCENT TIME USED- 98 | | | | |
| TEMPLETON CONSTRUCTION CO. | | CONTRACT 03963020 | TOTALS | 323,000.00 | 43,122.71 | 426,957.43 100.0 |
| TOM GREEN VA 0907-24-009 STP 95(126)TE TRANSPORTATION ENHANCEMENT | | AVE A IN SAN ANGELO HARDEMAN PASS | .208 | \$ 220,690.00 | .00 | 204,121.99 97.3 |
| WORK ORDER- 07-05-95 DATE WORK COMPLETED- CONTRACT WORKING DAYS- 140 WORKING DAYS CHARGED- 145 | | WORK BEGAN- 09-21-95 TIME COMPUTED 07-21-95 ADDL DAYS GRANTED- 5 PERCENT TIME USED- 100 | | | | |
| J.R.'S LANDSCAPING & SPRINKLER SYSTEMS | | CONTRACT 05950016 | TOTALS | 220,690.00 | .00 | 204,121.99 97.3 |
| TOM GREEN US 87 0070-02-060 STP 96(82)UM GR, STRS, STORM SEMER, BASE AND SURF | | AVE J IN SAN ANGELO AVE L | 1.008 | \$ 2,200,488.65 | 237,104.40 | 922,661.92 44.1 |
| WORK ORDER- 07-05-96 DATE WORK COMPLETED- CONTRACT WORKING DAYS- 268 WORKING DAYS CHARGED- 97 | | WORK BEGAN- 10-04-96 TIME COMPUTED 07-21-96 ADDL DAYS GRANTED- PERCENT TIME USED- 36 | | | | |
| REECE ALBERT, INC. | | CONTRACT 05963089 | TOTALS | 2,200,488.65 | 237,104.40 | 922,661.92 44.1 |
| TOM GREEN US 67 0077-06-067 STP 95(208)UM GR, STRS, BS & SURF | | 0.1 MI E OF US 87 CHADBOURNE ST | .557 | \$ 11,653,036.57 | 205,257.84 | 7,580,135.38 68.4 |
| WORK ORDER- 07-28-95 DATE WORK COMPLETED- CONTRACT WORKING DAYS- 504 WORKING DAYS CHARGED- 343 | | WORK BEGAN- 08-15-95 TIME COMPUTED 08-13-95 ADDL DAYS GRANTED- PERCENT TIME USED- 68 | | | | |
| JASCON, INC. REECE ALBERT, INC. | | CONTRACT 06950041 | TOTALS | 11,653,036.57 | 205,257.84 | 7,580,135.38 68.4 |
| TOM GREEN US 87 0069-07-080 C 69-7-80 CONST DIAMOND INTERCHANGE | | AT FM 2288 NORTHWEST OF SAN ANGELO | 1.704 | \$ 8,740,823.27 | 115,098.81 | 4,423,763.16 53.2 |
| WORK ORDER- 10-13-95 DATE WORK COMPLETED- CONTRACT WORKING DAYS- 522 WORKING DAYS CHARGED- 259 | | WORK BEGAN- 01-05-96 TIME COMPUTED 10-29-95 ADDL DAYS GRANTED- 18 PERCENT TIME USED- 48 | | | | |
| JASCON, INC. REECE ALBERT, INC. | | CONTRACT 08950008 | TOTALS | 8,740,823.27 | 115,098.81 | 4,423,763.16 53.2 |

| * CONTRACT IDENTIFICATION AND INFORMATION | | * LENGTH | * CONTRACT AMOUNT | * AMOUNT THIS ESTIMATE | * TOTAL ESTIMATE TO DATE | * % COMP |
|---|---|---|-------------------|------------------------|--------------------------|-----------------|
| TOM GREEN CS 0907-24-010 C 907-24-10 | VARIOUS HIGHWAYS IN TOM GREEN COUNTY REFURBISH GUIDE SIGNS | .001 | \$ 117,895.86 | \$ 12,119.57 | 111,069.00 | 99.1 |
| WORK ORDER- 01-03-97 DATE WORK COMPLETED- CONTRACT WORKING DAYS- WORKING DAYS CHARGED- | 30 28 | WORK BEGAN- 12-30-96 TIME COMPUTED 12-18-96 ADDL DAYS GRANTED- PERCENT TIME USED- 93 | | | | |
| KNIGHT CONSTRUCTION, INC. | | CONTRACT 08963075 | TOTALS | 117,895.86 | 12,119.57 | 111,069.00 99.1 |
| TOM GREEN VA 0907-00-040 CL 907-00-40 | VARIOUS SITES IN THE SAN ANGELO DISTRICT LANDSCAPE ESTABLISHMENT (REVEGETATION) | .001 | \$ 281,674.07 | \$ 31,137.39 | 148,558.00 | 55.5 |
| WORK ORDER- 12-06-96 DATE WORK COMPLETED- CONTRACT WORKING DAYS- WORKING DAYS CHARGED- | 610 59 | WORK BEGAN- 12-22-96 TIME COMPUTED 12-22-96 ADDL DAYS GRANTED- PERCENT TIME USED- 10 | | | | |
| NALLE LANDSCAPE COMPANY | | CONTRACT 11963061 | TOTALS | 281,674.07 | 31,137.39 | 148,558.00 55.5 |
| TOM GREEN VA 0907-00-041 CL 907-00-41 | VARIOUS SITES IN THE SAN ANGELO DISTRICT LANDSCAPE DEVELOPMENT | .001 | \$ 84,995.30 | \$ 1,770.33 | 1,770.33 | 2.1 |
| WORK ORDER- 01-15-97 DATE WORK COMPLETED- CONTRACT WORKING DAYS- WORKING DAYS CHARGED- | 46 9 | WORK BEGAN- 01-31-97 TIME COMPUTED 01-31-97 ADDL DAYS GRANTED- PERCENT TIME USED- 20 | | | | |
| FOUR SEASONS LANDSCAPE CO. | | CONTRACT 12963015 | TOTALS | 84,995.30 | 1,770.33 | 1,770.33 2.1 |
| DISTRICT CONTRACT AMOUNT | | | | | 44,867,057.61 | |
| DISTRICT ESTIMATES THIS MONTH | | | | | 946,819.00 | |
| DISTRICT TOTAL ESTIMATES PAID TO DATE | | | | | 21,493,060.99 | |

| * CONTRACT IDENTIFICATION AND INFORMATION | | * LENGTH | * CONTRACT AMOUNT | * AMOUNT THIS ESTIMATE | * TOTAL ESTIMATE TO DATE | * % COMP |
|--|--|------------------------|--|------------------------|--------------------------|----------|
| BORDEN FROM WILLOW VALLEY RD | | 20.950 | \$ 992,479.46 | \$.00 | .00 | .0 |
| US 180 0.483 KM W OF FM 1610 | | | | | | |
| 0295-03-024 STP 97(4)R HMAC OVERLAY | | | | | | |
| WORK ORDER- 11-21-96 | | WORK BEGAN- 00-00-00 | | | | |
| DATE WORK COMPLETED- | | TIME COMPUTED 00-00-00 | | | | |
| CONTRACT WORKING DAYS- | | 55 ADDL DAYS GRANTED- | * NO CURRENT ESTIMATE PROCESSED AT THE | | | |
| WORKING DAYS CHARGED- | | 0 PERCENT TIME USED- 0 | * TIME OF THIS RUN | | | |
| JONES BROS. DIRT & PAVING CONTRACTORS, INC. | | CONTRACT 10963016 | TOTALS | 992,479.46 | .00 | 0.0 |
| CALLAHAN IH 20 | | 1.707 | \$ 197,796.40 | \$.00 | .00 | .0 |
| SP 189 FM 604 IN CLYDE | | | | | | |
| 0006-09-005 AR 6-9-5 WIDN, FL BASE & RESURFACE | | | | | | |
| WORK ORDER- 03-06-97 | | WORK BEGAN- 00-00-00 | | | | |
| DATE WORK COMPLETED- | | TIME COMPUTED 03-22-97 | | | | |
| CONTRACT WORKING DAYS- | | 126 ADDL DAYS GRANTED- | * NO CURRENT ESTIMATE PROCESSED AT THE | | | |
| WORKING DAYS CHARGED- | | 0 PERCENT TIME USED- 0 | * TIME OF THIS RUN | | | |
| STEPHENS MARTIN PAVING, INC. | | CONTRACT 02973072 | TOTALS | 197,796.40 | .00 | 0.0 |
| CALLAHAN 0.3 MI E OF MEXIA CREEK | | 14.347 | \$ 1,943,357.54 | \$ 19,226.77 | 19,226.77 | 1.0 |
| IH 20 EASTLAND CO/L | | | | | | |
| 0007-02-039 IM 20-2(187)310 ACP OVERLAY | | | | | | |
| WORK ORDER- 12-12-96 | | WORK BEGAN- 02-28-97 | | | | |
| DATE WORK COMPLETED- | | TIME COMPUTED 02-28-97 | | | | |
| CONTRACT WORKING DAYS- | | 132 ADDL DAYS GRANTED- | * NO CURRENT ESTIMATE PROCESSED AT THE | | | |
| WORKING DAYS CHARGED- | | 0 PERCENT TIME USED- 0 | * TIME OF THIS RUN | | | |
| STEPHENS MARTIN PAVING, INC. | | CONTRACT 11963049 | TOTALS | 1,943,357.54 | 19,226.77 | 1.0 |
| HOWARD 11.265 KM N OF IH 20 (NFR) | | 10.779 | \$ 3,639,442.86 | \$ 154,348.40 | 154,348.40 | 4.4 |
| US 87 22.048 KM N | | | | | | |
| 0068-08-043 NH 97(84) RECONST & SAFETY IMP | | | | | | |
| WORK ORDER- 02-27-97 | | WORK BEGAN- 02-27-97 | | | | |
| DATE WORK COMPLETED- | | TIME COMPUTED 03-15-97 | | | | |
| CONTRACT WORKING DAYS- | | 260 ADDL DAYS GRANTED- | * NO CURRENT ESTIMATE PROCESSED AT THE | | | |
| WORKING DAYS CHARGED- | | 0 PERCENT TIME USED- 0 | * TIME OF THIS RUN | | | |
| PRICE CONSTRUCTION, INC. | | CONTRACT 01973040 | TOTALS | 3,639,442.86 | 154,348.40 | 4.4 |
| HOWARD ETC TULANE STREET (FRTG RDS ONLY) | | FM 292.289 | \$ 1,578,580.00 | \$.00 | 9,785.00 | .6 |
| IH 20 ETC 700 | | | | | | |
| 0005-06-096 ETC SEAL COAT | | | | | | |
| CPM 5-6-96 | | | | | | |
| WORK ORDER- 11-08-96 | | WORK BEGAN- 01-29-97 | | | | |
| DATE WORK COMPLETED- | | TIME COMPUTED 01-29-97 | | | | |
| CONTRACT WORKING DAYS- | | 60 ADDL DAYS GRANTED- | * NO CURRENT ESTIMATE PROCESSED AT THE | | | |
| WORKING DAYS CHARGED- | | 0 PERCENT TIME USED- 0 | * TIME OF THIS RUN | | | |
| J. H. STRAIN & SONS, INC. | | CONTRACT 10963052 | TOTALS | 1,578,580.00 | .00 | 0.6 |
| JONES US 277 | | 10.307 | \$ 320,175.35 | \$.00 | .00 | .0 |
| US 83 NEAR RADIUM | | | | | | |
| 0033-04-054 CPM 33-4-54 PLANT MIX SEAL | | | | | | |
| WORK ORDER- 03-04-97 | | WORK BEGAN- 00-00-00 | | | | |
| DATE WORK COMPLETED- | | TIME COMPUTED 00-00-00 | | | | |
| CONTRACT WORKING DAYS- | | 10 ADDL DAYS GRANTED- | * NO CURRENT ESTIMATE PROCESSED AT THE | | | |
| WORKING DAYS CHARGED- | | 0 PERCENT TIME USED- 0 | * TIME OF THIS RUN | | | |
| STEPHENS MARTIN PAVING, INC. | | CONTRACT 02973032 | TOTALS | 320,175.35 | .00 | 0.0 |

| * CONTRACT IDENTIFICATION AND INFORMATION | | *LENGTH* | * CONTRACT AMOUNT | * AMOUNT THIS ESTIMATE | * TOTAL ESTIMATE TO DATE | * % COMP* |
|---|-----------------------------------|----------|-------------------|------------------------|--------------------------|-----------|
| ***** | | ***** | ***** | ***** | ***** | ***** |
| JONES | RADIUM | 8.532 | \$ 844,922.55' | .00' | 831,831.11' | 99.9' |
| US 83 | CALIFORNIA CREEK | | | | | |
| 0033-04-051 | | | | | | |
| CSR 33-4-51 | MILLING, FABRIC UNDERSEAL & SURF | | | | | |
| WORK ORDER- 05-21-96 | WORK BEGAN- 05-30-96 | | | | | |
| DATE WORK COMPLETED- | TIME COMPUTED 06-06-96 | | | | | |
| CONTRACT WORKING DAYS- | ADDL DAYS GRANTED- | | | | | |
| WORKING DAYS CHARGED- | PERCENT TIME USED- 61 | | | | | |
| STEPHENS MARTIN PAVING, INC. | | | | | | |
| CONTRACT 04963030 | | TOTALS | 844,922.55' | .00' | 831,831.11' | 99.9' |
| ***** | | ***** | ***** | ***** | ***** | ***** |
| JONES | ETC ON CR 246 AT BITTER CRK, ETC. | .693 | \$ 566,350.32' | 27,914.47' | 511,188.61' | 95.0' |
| CR | | | | | | |
| 0908-24-004 | ETC | | | | | |
| BR 93(190)OX | REPL BR & APPRS | | | | | |
| WORK ORDER- 06-28-96 | WORK BEGAN- 07-09-96 | | | | | |
| DATE WORK COMPLETED- | TIME COMPUTED 07-14-96 | | | | | |
| CONTRACT WORKING DAYS- | ADDL DAYS GRANTED- | | | | | |
| WORKING DAYS CHARGED- | PERCENT TIME USED- 53 | | | | | |
| DAYCO CONSTRUCTION CO. | | | | | | |
| CONTRACT 05963084 | | TOTALS | 566,350.32' | 27,914.47' | 511,188.61' | 95.0' |
| ***** | | ***** | ***** | ***** | ***** | ***** |
| JONES | AT TOWN SQUARE | .320 | \$ 1,248,596.08' | 68,369.59' | 625,792.68' | 52.7' |
| SH 6 | IN STAMFORD | | | | | |
| 0107-01-031 | | | | | | |
| MA-STP 96(402)R | REHAB AND IMPROVE DRAINAGE | | | | | |
| WORK ORDER- 08-28-96 | WORK BEGAN- 09-09-96 | | | | | |
| DATE WORK COMPLETED- | TIME COMPUTED 09-13-96 | | | | | |
| CONTRACT WORKING DAYS- | ADDL DAYS GRANTED- | | | | | |
| WORKING DAYS CHARGED- | PERCENT TIME USED- 49 | | | | | |
| CONTRACT PAVING CO. | | | | | | |
| CONTRACT 07963079 | | TOTALS | 1,248,596.08' | 68,369.59' | 625,792.68' | 52.7' |
| ***** | | ***** | ***** | ***** | ***** | ***** |
| JONES | FM 707 | 1.619 | \$ 189,416.24' | 18,474.14' | 163,992.51' | 91.1' |
| US 83 | US 180 | | | | | |
| 0033-05-073 | | | | | | |
| STP 97(17)HES | GR, STRS, FLEX BASE & SURF | | | | | |
| WORK ORDER- 12-02-96 | WORK BEGAN- 01-15-97 | | | | | |
| DATE WORK COMPLETED- | TIME COMPUTED 12-18-96 | | | | | |
| CONTRACT WORKING DAYS- | ADDL DAYS GRANTED- | | | | | |
| WORKING DAYS CHARGED- | PERCENT TIME USED- 46 | | | | | |
| STEPHENS MARTIN PAVING, INC. | | | | | | |
| CONTRACT 11963024 | | TOTALS | 189,416.24' | 18,474.14' | 163,992.51' | 91.1' |
| ***** | | ***** | ***** | ***** | ***** | ***** |
| JONES | FM 1661 | 17.800 | \$ 711,340.37' | 21,613.92' | 52,902.94' | 7.8' |
| FM 2834 | BU 277-G IN STAMFORD | | | | | |
| 2858-01-004 | | | | | | |
| CSR 2858-1-4 | REHAB, HDN, STRS & SURF | | | | | |
| WORK ORDER- 01-16-97 | WORK BEGAN- 01-27-97 | | | | | |
| DATE WORK COMPLETED- | TIME COMPUTED 02-01-97 | | | | | |
| CONTRACT WORKING DAYS- | ADDL DAYS GRANTED- | | | | | |
| WORKING DAYS CHARGED- | PERCENT TIME USED- 9 | | | | | |
| LIPHAM CONSTRUCTION CO., INC. | | | | | | |
| CONTRACT 12963051 | | TOTALS | 711,340.37' | 21,613.92' | 52,902.94' | 7.8' |
| ***** | | ***** | ***** | ***** | ***** | ***** |
| MITCHELL | IH 20 (AT ROGERS RD) | 2.897 | \$ 786,716.70' | 63,031.76' | 461,868.75' | 61.7' |
| FM 3525 | SH 208 N | | | | | |
| 3610-01-001 | | | | | | |
| A 3610-1-1 | CONST NEW FM | | | | | |
| WORK ORDER- 06-24-96 | WORK BEGAN- 08-26-96 | | | | | |
| DATE WORK COMPLETED- | TIME COMPUTED 07-10-96 | | | | | |
| CONTRACT WORKING DAYS- | ADDL DAYS GRANTED- | | | | | |
| WORKING DAYS CHARGED- | PERCENT TIME USED- 61 | | | | | |
| CONTRACT PAVING CO. | | | | | | |
| CONTRACT 05963047 | | TOTALS | 786,716.70' | 63,031.76' | 461,868.75' | 61.7' |

| * CONTRACT IDENTIFICATION AND INFORMATION | | * LENGTH | * CONTRACT AMOUNT | * AMOUNT THIS ESTIMATE | * TOTAL ESTIMATE TO DATE | * % COMP |
|--|------------------------|----------|-------------------|------------------------|--------------------------|----------|
| MITCHELL OAK ST BI 20-J BS 208-B IN COLORADO CITY 0005-12-009 CL 5-12-9 LANDSCAPE DEVELOPMENT | | .200 | \$ 113,214.70 | \$ 39,707.85 | 105,450.13 | 98.0 |
| WORK ORDER- 10-16-96 | WORK BEGAN- 11-04-96 | | | | | |
| DATE WORK COMPLETED- | TIME COMPUTED 11-01-96 | | | | | |
| CONTRACT WORKING DAYS- 80 | ADDL DAYS GRANTED- | | | | | |
| WORKING DAYS CHARGED- 61 | PERCENT TIME USED- 76 | | | | | |
| TOMMY L. JOHNSON, INC. CONTRACT 09963021 | | TOTALS | 113,214.70 | 39,707.85 | 105,450.13 | 98.0 |
| MITCHELL AT: SH 208 IN COLORADO CITY | | .100 | \$ 72,989.20 | 1,865.69 | 71,724.70 | 100.0 |
| IH 20 0005-08-083 CL 5-8-83 LANDSCAPE DEVELOPMENT | | | | | | |
| WORK ORDER- 12-13-95 | WORK BEGAN- 12-20-95 | | | | | |
| DATE WORK COMPLETED- 01-24-97 | TIME COMPUTED 12-29-95 | | | | | |
| CONTRACT WORKING DAYS- 60 | ADDL DAYS GRANTED- | | | | | |
| WORKING DAYS CHARGED- 41 | PERCENT TIME USED- 68 | | | | | |
| FOUR SEASONS LANDSCAPE CO. CONTRACT 11950058 | | TOTALS | 72,989.20 | 1,865.69 | 71,724.70 | 100.0 |
| NOLAN 1.287 KM W OF BS 70-G IN SWEETWATER | | 2.055 | \$ 122,292.11 | .00 | .00 | .0 |
| BI 20-M NEAR SH 70 0006-15-023 CPM 6-15-23 MICRO-SURFACING | | | | | | |
| WORK ORDER- 00-00-00 | WORK BEGAN- 00-00-00 | | | | | |
| DATE WORK COMPLETED- | TIME COMPUTED 00-00-00 | | | | | |
| CONTRACT WORKING DAYS- 32 | ADDL DAYS GRANTED- | | | | | |
| WORKING DAYS CHARGED- 0 | PERCENT TIME USED- 0 | | | | | |
| COX PAVING COMPANY CONTRACT 02973037 | | TOTALS | 122,292.11 | .00 | .00 | 0.0 |
| NOLAN AT VARIOUS LOCATIONS IN ROSCOE | | .100 | \$ 45,109.50 | .00 | 35,808.54 | 83.5 |
| US 84 0053-12-050 CL 53-12-50 LANDSCAPE DEVELOPMENT | | | | | | |
| WORK ORDER- 09-18-96 | WORK BEGAN- 10-10-96 | | | | | |
| DATE WORK COMPLETED- | TIME COMPUTED 10-04-96 | | | | | |
| CONTRACT WORKING DAYS- 54 | ADDL DAYS GRANTED- | | | | | |
| WORKING DAYS CHARGED- 49 | PERCENT TIME USED- 91 | | | | | |
| FOUR SEASONS LANDSCAPE CO. CONTRACT 08963080 | | TOTALS | 45,109.50 | .00 | 35,808.54 | 83.5 |
| NOLAN AT MP RR OVERPASS | | .760 | \$ 3,223,485.06 | 129,505.03 | 3,167,650.45 | 99.9 |
| IH 20 0006-03-099 IM 20-2(185)260 REPL BR & APPRS | | | | | | |
| WORK ORDER- 01-04-96 | WORK BEGAN- 01-11-96 | | | | | |
| DATE WORK COMPLETED- | TIME COMPUTED 01-20-96 | | | | | |
| CONTRACT WORKING DAYS- 216 | ADDL DAYS GRANTED- 27 | | | | | |
| WORKING DAYS CHARGED- 228 | PERCENT TIME USED- 94 | | | | | |
| KNIGHT CONSTRUCTION, INC. CONTRACT 11950005 | | TOTALS | 3,223,485.06 | 129,505.03 | 3,167,650.45 | 99.9 |
| SCURRY CAMP SPRINGS RD | | 1.852 | \$ 706,186.28 | 15,865.80 | 600,509.46 | 89.5 |
| FM 1673 US 180 2189-01-008 AR 2189-1-8 WDN, REHAB, SAFETY & 2-CST | | | | | | |
| WORK ORDER- 05-20-96 | WORK BEGAN- 06-12-96 | | | | | |
| DATE WORK COMPLETED- | TIME COMPUTED 06-05-96 | | | | | |
| CONTRACT WORKING DAYS- 140 | ADDL DAYS GRANTED- | | | | | |
| WORKING DAYS CHARGED- 125 | PERCENT TIME USED- 89 | | | | | |
| PRICE CONSTRUCTION, INC. CONTRACT 04963026 | | TOTALS | 706,186.28 | 15,865.80 | 600,509.46 | 89.5 |

* NO CURRENT ESTIMATE PROCESSED AT THE *
* TIME OF THIS RUN *

| * CONTRACT IDENTIFICATION AND INFORMATION | | * LENGTH | * CONTRACT AMOUNT | * AMOUNT THIS ESTIMATE | * TOTAL ESTIMATE TO DATE | * % COMP |
|--|------------------------|------------|-------------------|------------------------|--------------------------|----------|
| SCURRY SH 350, ON 30TH ST CS FM 1607 IN SNYDER 0908-19-010 MAU STP 96(836)UM REHAB CITY STREET | | .966 | \$ 1,105,883.36 | \$ 26,649.13 | 500,896.14 | 47.6 |
| WORK ORDER- 09-27-96 | WORK BEGAN- 10-31-96 | | | | | |
| DATE WORK COMPLETED- | TIME COMPUTED 10-13-96 | | | | | |
| CONTRACT WORKING DAYS- 161 | ADDL DAYS GRANTED- 5 | | | | | |
| WORKING DAYS CHARGED- 56 | PERCENT TIME USED- 34 | | | | | |
| NOBLES ROAD CONSTRUCTION, INC. | | | | | | |
| CONTRACT 0896300 | | TOTALS | 1,105,883.36 | 26,649.13 | 500,896.14 | 47.6 |
| SCURRY 3.648 KM S OF FM 1606 SH 350 S CITY LIMITS OF SNYDER 0693-03-033 CPM 693-3-33 MICRO-SURFACING | | 17.837 | \$ 351,127.00 | .00 | .00 | .0 |
| WORK ORDER- 12-04-96 | WORK BEGAN- 00-00-00 | | | | | |
| DATE WORK COMPLETED- | TIME COMPUTED 00-00-00 | | | | | |
| CONTRACT WORKING DAYS- 36 | ADDL DAYS GRANTED- | | | | | |
| WORKING DAYS CHARGED- 0 | PERCENT TIME USED- 0 | | | | | |
| BALLOU CONSTRUCTION CO., INC. | | | | | | |
| CONTRACT 1196303 | | TOTALS | 351,127.00 | .00 | .00 | 0.0 |
| SCURRY ON US 84 FROM MITCHELL CO/L VA GARZA CO/L 0908-19-011 C 908-19-11 SIGN REHABILITATION | | 64.807 | \$ 98,351.77 | .00 | .00 | .0 |
| WORK ORDER- 12-06-96 | WORK BEGAN- 00-00-00 | | | | | |
| DATE WORK COMPLETED- | TIME COMPUTED 12-22-96 | | | | | |
| CONTRACT WORKING DAYS- 36 | ADDL DAYS GRANTED- | | | | | |
| WORKING DAYS CHARGED- 0 | PERCENT TIME USED- 0 | | | | | |
| KNIGHT CONSTRUCTION, INC. | | | | | | |
| CONTRACT 1196305 | | TOTALS | 98,351.77 | .00 | .00 | 0.0 |
| SHACKELFORD ETC H OF US 283 US 180 ETC 351 * 0011-05-039 ETC CPM 11-5-39 SEAL COAT | | SH 102.856 | \$ 1,364,401.90 | .00 | 1,154,279.09 | 89.0 |
| WORK ORDER- 01-04-96 | WORK BEGAN- 02-29-96 | | | | | |
| DATE WORK COMPLETED- | TIME COMPUTED 02-29-96 | | | | | |
| CONTRACT WORKING DAYS- 54 | ADDL DAYS GRANTED- 5 | | | | | |
| WORKING DAYS CHARGED- 38 | PERCENT TIME USED- 64 | | | | | |
| LIPHAM CONSTRUCTION CO., INC. | | | | | | |
| CONTRACT 11950025 | | TOTALS | 1,364,401.90 | .00 | 1,154,279.09 | 89.0 |
| SHACKELFORD AT CLEAR FORK OF BRAZOS US 283 0125-04-022 BR 97(18) EMB, FLEX BASE, ACP & STRS | | 1.314 | \$ 1,228,646.94 | 30,502.64 | 180,707.36 | 15.4 |
| WORK ORDER- 01-02-97 | WORK BEGAN- 01-07-97 | | | | | |
| DATE WORK COMPLETED- | TIME COMPUTED 01-18-97 | | | | | |
| CONTRACT WORKING DAYS- 188 | ADDL DAYS GRANTED- | | | | | |
| WORKING DAYS CHARGED- 15 | PERCENT TIME USED- 8 | | | | | |
| KNIGHT CONSTRUCTION, INC. | | | | | | |
| CONTRACT 11963062 | | TOTALS | 1,228,646.94 | 30,502.64 | 180,707.36 | 15.4 |
| STONEMALL 0.6 MI NE OF FM 1835 US 380 HASKELL CO LINE 0360-01-014 STP 97(63)R RECONSTR, ADD SHLDRS & SAFETY | | 4.434 | \$ 1,545,131.10 | 14,885.99 | 14,885.99 | 1.0 |
| WORK ORDER- 01-21-97 | WORK BEGAN- 02-06-97 | | | | | |
| DATE WORK COMPLETED- | TIME COMPUTED 02-06-97 | | | | | |
| CONTRACT WORKING DAYS- 159 | ADDL DAYS GRANTED- | | | | | |
| WORKING DAYS CHARGED- 7 | PERCENT TIME USED- 4 | | | | | |
| ZACK BURKETT CO. | | | | | | |
| CONTRACT 12963004 | | TOTALS | 1,545,131.10 | 14,885.99 | 14,885.99 | 1.0 |

| * CONTRACT IDENTIFICATION AND INFORMATION | | * LENGTH | * CONTRACT AMOUNT | * AMOUNT THIS ESTIMATE | * TOTAL ESTIMATE TO DATE | * % COMP |
|---|---------------------------|----------|-------------------|------------------------|--------------------------|----------|
| TAYLOR VARIOUS LOCATIONS IN THE ABILENE DISTRICT | | 195.140 | \$ 167,910.93 | \$.00 | .00 | .0 |
| VA 0908-00-037 C 908-00-37 THERMOPLASTIC PAVEMENT MARKINGS | | | | | | |
| WORK ORDER- 02-10-97 | WORK BEGAN- 00-00-00 | | | | | |
| DATE WORK COMPLETED- | TIME COMPUTED 02-26-97 | | | | | |
| CONTRACT WORKING DAYS- | 17 ADDL DAYS GRANTED- | | | | | |
| WORKING DAYS CHARGED- | 0 PERCENT TIME USED- 0 | | | | | |
| LECTRIC LITES COMPANY | | | | | | |
| CONTRACT 01973014 | | TOTALS | 167,910.93 | .00 | .00 | 0.0 |
| TAYLOR VARIOUS LOCATIONS IN THE ABILENE DISTRICT | | .161 | \$ 204,374.18 | \$.00 | .00 | .0 |
| VA 0908-00-042 C 908-00-42 THERMOPLASTIC PAVEMENT MARKINGS | | | | | | |
| WORK ORDER- 03-06-97 | WORK BEGAN- 00-00-00 | | | | | |
| DATE WORK COMPLETED- | TIME COMPUTED 03-22-97 | | | | | |
| CONTRACT WORKING DAYS- | 19 ADDL DAYS GRANTED- | | | | | |
| WORKING DAYS CHARGED- | 0 PERCENT TIME USED- 0 | | | | | |
| LECTRIC LITES COMPANY | | | | | | |
| CONTRACT 02973011 | | TOTALS | 204,374.18 | .00 | .00 | 0.0 |
| TAYLOR VARIOUS LOCATIONS IN THE ABILENE DISTRICT | | .161 | \$ 32,147.80 | \$.00 | .00 | .0 |
| VA 0908-00-041 C 908-00-41 RAISED PAVEMENT MARKERS | | | | | | |
| WORK ORDER- 00-00-00 | WORK BEGAN- 00-00-00 | | | | | |
| DATE WORK COMPLETED- | TIME COMPUTED 00-00-97 | | | | | |
| CONTRACT WORKING DAYS- | 19 ADDL DAYS GRANTED- | | | | | |
| WORKING DAYS CHARGED- | 0 PERCENT TIME USED- 0 | | | | | |
| D. I. J. CONSTRUCTION, INC. | | | | | | |
| CONTRACT 02973049 | | TOTALS | 32,147.80 | .00 | .00 | 0.0 |
| TAYLOR 0.5 MILES NORTH OF SOUTHWEST DRIVE | | .563 | \$ 216,306.23 | \$.00 | .00 | .0 |
| US 83 SOUTHWEST DRIVE | | | | | | |
| 0034-01-105 CD 34-1-105 GR, FB, HOT MIX CONC PAV, C&G & SIGNALS | | | | | | |
| WORK ORDER- 03-04-97 | WORK BEGAN- 00-00-00 | | | | | |
| DATE WORK COMPLETED- | TIME COMPUTED 03-20-97 | | | | | |
| CONTRACT WORKING DAYS- | 47 ADDL DAYS GRANTED- | | | | | |
| WORKING DAYS CHARGED- | 0 PERCENT TIME USED- 0 | | | | | |
| STEPHENS MARTIN PAVING, INC. | | | | | | |
| CONTRACT 02973077 | | TOTALS | 216,306.23 | .00 | .00 | 0.0 |
| TAYLOR 0.67 MI S OF FM 707 | | 7.989 | \$ 454,206.74 | 37,526.06 | 338,876.37 | 78.5 |
| US 83 US 84 | | | | | | |
| 0034-01-099 NH 96(653)R SET, STRS, MET BM GD FENCE & BR RAIL | | | | | | |
| WORK ORDER- 06-03-96 | WORK BEGAN- 07-08-96 | | | | | |
| DATE WORK COMPLETED- | TIME COMPUTED 06-19-96 | | | | | |
| CONTRACT WORKING DAYS- | 120 ADDL DAYS GRANTED- 18 | | | | | |
| WORKING DAYS CHARGED- | 122 PERCENT TIME USED- 88 | | | | | |
| ETCON, INC. | | | | | | |
| CONTRACT 04963057 | | TOTALS | 454,206.74 | 37,526.06 | 338,876.37 | 78.5 |
| TAYLOR LYTLE CRK | | 2.595 | \$ 2,335,234.74 | 259,104.10 | 1,558,575.03 | 70.2 |
| LP 322 MAPLE STREET | | | | | | |
| 2398-01-024 STP 96(590)UM GR, STRS, LTS, FLEX BASE & 2-CST | | | | | | |
| WORK ORDER- 07-15-96 | WORK BEGAN- 08-05-96 | | | | | |
| DATE WORK COMPLETED- | TIME COMPUTED 07-31-96 | | | | | |
| CONTRACT WORKING DAYS- | 254 ADDL DAYS GRANTED- 13 | | | | | |
| WORKING DAYS CHARGED- | 111 PERCENT TIME USED- 42 | | | | | |
| J. H. STRAIN & SONS, INC. | | | | | | |
| CONTRACT 06963008 | | TOTALS | 2,335,234.74 | 259,104.10 | 1,558,575.03 | 70.2 |

* NO CURRENT ESTIMATE PROCESSED AT THE TIME OF THIS RUN

* NO CURRENT ESTIMATE PROCESSED AT THE TIME OF THIS RUN

* NO CURRENT ESTIMATE PROCESSED AT THE TIME OF THIS RUN

| * CONTRACT IDENTIFICATION AND INFORMATION | | * LENGTH | * CONTRACT AMOUNT | * AMOUNT THIS ESTIMATE | * TOTAL ESTIMATE TO DATE | * % COMP |
|---|---|----------|-------------------|------------------------|---------------------------------------|---------------|
| TAYLOR FM 89 0699-01-036 CL 699-1-36 | AT FM 1235 IN BUFFALO GAP LANDSCAPE DEVELOPMENT | .001 | \$ 47,961.50 | \$.00 | 38,325.85 | 84.1 |
| WORK ORDER- 10-10-96 DATE WORK COMPLETED- CONTRACT WORKING DAYS- WORKING DAYS CHARGED- | WORK BEGAN- 11-12-96 TIME COMPUTED 11-10-96 ADDL DAYS GRANTED- PERCENT TIME USED- 69 | | | | | |
| BIG COUNTRY IRRIGATION | | | | | | |
| CONTRACT 09963019 | | TOTALS | 47,961.50 | .00 | 38,325.85 | 84.1 |
| TAYLOR CS 0908-33-048 STP 95(327)UM | BUFFALO GAP RD (FM 89) ON ANTILLEY RD TWIN OAK DR IN ABILENE MDN, C&G & SURF | .805 | \$ 848,436.72 | 37,953.61 | 146,362.97 | 18.1 |
| WORK ORDER- 10-07-96 DATE WORK COMPLETED- CONTRACT WORKING DAYS- WORKING DAYS CHARGED- | WORK BEGAN- 10-31-96 TIME COMPUTED 10-31-96 ADDL DAYS GRANTED- PERCENT TIME USED- 34 | | | | | |
| CONTRACT PAVING CO. | | | | | | |
| CONTRACT 09963025 | | TOTALS | 848,436.72 | 37,953.61 | 146,362.97 | 18.1 |
| TAYLOR VA 0908-00-038 C 908-00-38 | VARIOUS LOCATIONS IN THE ABILENE DISTRICT SAFETY ILLUMINATION OF INTERSECTIONS | .300 | \$ 38,880.45 | 6,395.01 | 37,459.12 | 99.9 |
| WORK ORDER- 10-17-96 DATE WORK COMPLETED- CONTRACT WORKING DAYS- WORKING DAYS CHARGED- | WORK BEGAN- 10-31-96 TIME COMPUTED 10-31-96 ADDL DAYS GRANTED- PERCENT TIME USED- 67 | | | | | |
| ROY WILLIS ELECTRIC CO., INC. | | | | | | |
| CONTRACT 09963050 | | TOTALS | 38,880.45 | 6,395.01 | 37,459.12 | 99.9 |
| TAYLOR US 84 0054-01-018 CPM 54-1-18 | US 83 COLEMAN COUNTY LINE PLAN, ACP OVERLAY, & MBGF | 18.178 | \$ 1,198,986.70 | 235,507.98 | 552,731.75 | 48.5 |
| WORK ORDER- 11-04-96 DATE WORK COMPLETED- CONTRACT WORKING DAYS- WORKING DAYS CHARGED- | WORK BEGAN- 12-02-96 TIME COMPUTED 12-02-96 ADDL DAYS GRANTED- PERCENT TIME USED- 39 | | | | | |
| J. H. STRAIN & SONS, INC. | | | | | | |
| CONTRACT 09963062 | | TOTALS | 1,198,986.70 | 235,507.98 | 552,731.75 | 48.5 |
| TAYLOR IH 20 0006-06-079 CPM 6-6-79 | ETC NEAR CATCLAW CREEK CALLAHAN COUNTY LINE, ETC. SEAL COAT | .288.157 | \$ 1,671,074.60 | \$.00 | 417,559.10 | 26.3 |
| WORK ORDER- 11-07-96 DATE WORK COMPLETED- CONTRACT WORKING DAYS- WORKING DAYS CHARGED- | WORK BEGAN- 12-02-96 TIME COMPUTED 12-02-96 ADDL DAYS GRANTED- PERCENT TIME USED- 0 | | | | | |
| LIPHAM CONSTRUCTION CO., INC. | | | | | | |
| CONTRACT 10963010 | | TOTALS | 1,671,074.60 | .00 | 417,559.10 | 26.3 |
| TAYLOR US 277 0407-04-017 STP 97(19)HES | AT SH 153, 1.56 KM N OF NOLAN CO/L GR, STRS, FLEX BASE & SURF | .521 | \$ 1,262,638.07 | 99,022.72 | 102,538.74 | 8.5 |
| WORK ORDER- 01-08-97 DATE WORK COMPLETED- CONTRACT WORKING DAYS- WORKING DAYS CHARGED- | WORK BEGAN- 01-27-97 TIME COMPUTED 01-24-97 ADDL DAYS GRANTED- PERCENT TIME USED- 6 | | | | | |
| PRATER EQUIPMENT CO., INC. | | | | | | |
| CONTRACT 11963009 | | TOTALS | 1,262,638.07 | 99,022.72 | 102,538.74 | 8.5 |
| | | | | | DISTRICT CONTRACT AMOUNT | 31,474,151.45 |
| | | | | | DISTRICT ESTIMATES THIS MONTH | 1,307,470.66 |
| | | | | | DISTRICT TOTAL ESTIMATES PAID TO DATE | 11,855,277.56 |

| * CONTRACT IDENTIFICATION AND INFORMATION | | * LENGTH | * CONTRACT AMOUNT | * AMOUNT THIS ESTIMATE | * TOTAL ESTIMATE TO DATE | * % COMP |
|---|--|----------|-------------------|------------------------|--------------------------|----------|
| BELL | SOUTH ELM CRK | 2.735 | \$ 66,174.80 | \$.00 | \$.00 | .0 |
| FM 437 | CAMP CRK | | | | | |
| 0590-04-031 | | | | | | |
| CL 590-4-31 | LANDSCAPE DEVELOPMENT | | | | | |
| WORK ORDER- 02-13-97 | WORK BEGAN- 00-00-00 | | | | | |
| DATE WORK COMPLETED- | TIME COMPUTED 03-01-97 | | | | | |
| CONTRACT WORKING DAYS- 16 | ADDL DAYS GRANTED- | | | | | |
| WORKING DAYS CHARGED- 0 | PERCENT TIME USED- 0 | | | | | |
| TOMMY L. JOHNSON, INC. | | | | | | |
| CONTRACT 01973016 | | TOTALS | 66,174.80 | .00 | .00 | 0.0 |
| BELL | SALADO CR | .663 | \$ 322,104.10 | \$.00 | \$.00 | .0 |
| FM 2268 | 0.7 MI N | | | | | |
| 2136-01-013 | | | | | | |
| CD 2136-1-13 | LANDSCAPING & PEDESTRIAN TRAIL | | | | | |
| WORK ORDER- 03-06-97 | WORK BEGAN- 00-00-00 | | | | | |
| DATE WORK COMPLETED- | TIME COMPUTED 03-22-97 | | | | | |
| CONTRACT WORKING DAYS- 90 | ADDL DAYS GRANTED- | | | | | |
| WORKING DAYS CHARGED- 0 | PERCENT TIME USED- 0 | | | | | |
| ELLIS-MCGINNIS CONSTRUCTION CO. | | | | | | |
| CONTRACT 01973070 | | TOTALS | 322,104.10 | .00 | .00 | 0.0 |
| BELL | AT FM 2268 INTERSECTION | .250 | \$ 172,802.91 | \$.00 | \$.00 | .0 |
| SH 95 | | | | | | |
| 0320-02-024 | | | | | | |
| CD 320-2-24 | TURN LANE WDN, INT WDN & STR EXTENSION | | | | | |
| WORK ORDER- 02-25-97 | WORK BEGAN- 00-00-00 | | | | | |
| DATE WORK COMPLETED- | TIME COMPUTED 03-13-97 | | | | | |
| CONTRACT WORKING DAYS- 30 | ADDL DAYS GRANTED- | | | | | |
| WORKING DAYS CHARGED- 0 | PERCENT TIME USED- 0 | | | | | |
| GAREY CONSTRUCTION COMPANY, INC. | | | | | | |
| CONTRACT 01973075 | | TOTALS | 172,802.91 | .00 | .00 | 0.0 |
| BELL | 1.15 MI EAST OF SP 439 IN NOLANVILLE | 16.399 | \$ 339,580.35 | 47,097.43 | 187,355.28 | 65.0 |
| US 190 | IH 35 | | | | | |
| 0231-04-045 | | | | | | |
| NH 96(4)R | REFURBISH GUIDE SIGNS | | | | | |
| WORK ORDER- 04-16-96 | WORK BEGAN- 10-10-96 | | | | | |
| DATE WORK COMPLETED- | TIME COMPUTED 07-18-96 | | | | | |
| CONTRACT WORKING DAYS- 56 | ADDL DAYS GRANTED- | | | | | |
| WORKING DAYS CHARGED- 101 | PERCENT TIME USED- 180 | | | | | |
| COMSAT CORPORATION | | | | | | |
| CONTRACT 02960061 | | TOTALS | 339,580.35 | 47,097.43 | 187,355.28 | 65.0 |
| BELL | IH 35 IN BELTON | 1.075 | \$ 1,897,072.70 | 73,624.03 | 626,936.83 | 34.8 |
| FM 436 | LP 121 | | | | | |
| 0231-16-021 | | | | | | |
| STP 96(14)UM | WIDEN GRADING, STRUCTURES & SURFACING | | | | | |
| WORK ORDER- 07-07-95 | WORK BEGAN- 07-23-95 | | | | | |
| DATE WORK COMPLETED- | TIME COMPUTED 07-23-95 | | | | | |
| CONTRACT WORKING DAYS- 360 | ADDL DAYS GRANTED- | | | | | |
| WORKING DAYS CHARGED- 272 | PERCENT TIME USED- 76 | | | | | |
| GAREY CONSTRUCTION COMPANY, INC. | | | | | | |
| CONTRACT 05950058 | | TOTALS | 4,931,531.16 | 109,385.78 | 3,769,597.68 | 80.5 |
| BELL | IH 35 IN BELTON | 1.075 | \$ 1,897,072.70 | 73,624.03 | 626,936.83 | 34.8 |
| FM 436 | LP 121 | | | | | |
| 0231-16-021 | | | | | | |
| STP 96(14)UM | WIDEN GRADING, STRUCTURES & SURFACING | | | | | |
| WORK ORDER- 07-17-96 | WORK BEGAN- 09-05-96 | | | | | |
| DATE WORK COMPLETED- | TIME COMPUTED 09-01-96 | | | | | |
| CONTRACT WORKING DAYS- 270 | ADDL DAYS GRANTED- | | | | | |
| WORKING DAYS CHARGED- 86 | PERCENT TIME USED- 32 | | | | | |
| BAY MAINTENANCE COMPANY, INC. | | | | | | |
| CONTRACT 06963009 | | TOTALS | 1,897,072.70 | 73,624.03 | 626,936.83 | 34.8 |

| * CONTRACT IDENTIFICATION AND INFORMATION | | * LENGTH | * CONTRACT AMOUNT | * AMOUNT THIS ESTIMATE | * TOTAL ESTIMATE TO DATE | * % COMP |
|--|------------------------|----------|-------------------|------------------------|--------------------------|----------|
| BELL AT MISSOURI PACIFIC RR IN TEMPLE | | .284 | \$ 1,815,109.65' | 206,281.97' | 380,984.63' | 22.0' |
| SH 53 0232-01-033 STP 96(13)R CONSTRUCT RAILROAD SEPARATION | | | | | | |
| WORK ORDER- 09-11-96 | WORK BEGAN- 09-27-96 | | | | | |
| DATE WORK COMPLETED- | TIME COMPUTED 09-27-96 | | | | | |
| CONTRACT WORKING DAYS- 195 | ADDL DAYS GRANTED- | | | | | |
| WORKING DAYS CHARGED- 10 | PERCENT TIME USED- 5 | | | | | |
| GAREY CONSTRUCTION COMPANY, INC. JAY-REESE CONTRACTORS, INC. | | | | | | |
| CONTRACT 07963025 | | TOTALS | 1,815,109.65' | 206,281.97' | 380,984.63' | 22.0' |
| BELL AT CLEAR CREEK ROAD | | 1.744 | \$ 5,079,358.75' | 84,401.29' | 4,015,407.64' | 83.3' |
| US 190 0231-03-090 NH 95(32)M WDN GR, STRS & PAV | | | | | | |
| WORK ORDER- 09-18-95 | WORK BEGAN- 11-08-95 | | | | | |
| DATE WORK COMPLETED- | TIME COMPUTED 10-04-95 | | | | | |
| CONTRACT WORKING DAYS- 330 | ADDL DAYS GRANTED- | | | | | |
| WORKING DAYS CHARGED- 267 | PERCENT TIME USED- 81 | | | | | |
| AUSTIN BRIDGE & ROAD, INC. | | | | | | |
| CONTRACT 08950009 | | TOTALS | 5,079,358.75' | 84,401.29' | 4,015,407.64' | 83.3' |
| BELL FM 2410, 2.0 MI SE OF US 190 | | 5.180 | \$ 3,467,229.71' | 62,482.45' | 2,713,868.72' | 82.4' |
| FM 3481 FM 2484 3409-01-001 A 3409-1-1 GR, STRS & SURF | | | | | | |
| WORK ORDER- 10-06-95 | WORK BEGAN- 10-31-95 | | | | | |
| DATE WORK COMPLETED- | TIME COMPUTED 10-22-95 | | | | | |
| CONTRACT WORKING DAYS- 300 | ADDL DAYS GRANTED- | | | | | |
| WORKING DAYS CHARGED- 274 | PERCENT TIME USED- 91 | | | | | |
| GAREY CONSTRUCTION COMPANY, INC. | | | | | | |
| CONTRACT 08950129 | | TOTALS | 3,467,229.71' | 62,482.45' | 2,713,868.72' | 82.4' |
| BELL @ SH 53 (WESTBOUND) | | .314 | \$ 813,654.76' | 88,952.24' | 441,644.20' | 57.1' |
| IH 35 0015-14-097 BR 96(781) REPL BR & APPRS | | | | | | |
| WORK ORDER- 10-07-96 | WORK BEGAN- 10-23-96 | | | | | |
| DATE WORK COMPLETED- | TIME COMPUTED 10-23-96 | | | | | |
| CONTRACT WORKING DAYS- 90 | ADDL DAYS GRANTED- | | | | | |
| WORKING DAYS CHARGED- 51 | PERCENT TIME USED- 57 | | | | | |
| S.F.W. CONSTRUCTION, INC. | | | | | | |
| CONTRACT 08963087 | | TOTALS | 813,654.76' | 88,952.24' | 441,644.20' | 57.1' |
| BELL LP 363 NM OF TEMPLE | | 3.559 | \$ 3,599,548.21' | 4,805.93' | 2,441,749.17' | 71.4' |
| SH 36 0.6 MI E OF SH 317 0184-03-023 C 184-3-23 WDN GR STRS & SURF | | | | | | |
| WORK ORDER- 11-21-95 | WORK BEGAN- 12-20-95 | | | | | |
| DATE WORK COMPLETED- | TIME COMPUTED 12-07-95 | | | | | |
| CONTRACT WORKING DAYS- 270 | ADDL DAYS GRANTED- | | | | | |
| WORKING DAYS CHARGED- 251 | PERCENT TIME USED- 93 | | | | | |
| AUSTIN BRIDGE & ROAD, INC. | | | | | | |
| CONTRACT 10950042 | | TOTALS | 3,599,548.21' | 4,805.93' | 2,441,749.17' | 71.4' |
| BELL INTERS OF S 5TH ST | | .001 | \$ 37,605.25' | 9,086.75' | 9,086.75' | 25.4' |
| CS N/AVE R IN TEMPLE 0909-36-085 STP 97(24)HES INSTALL FULLY ACTUATED TRAF SIGNAL | | | | | | |
| WORK ORDER- 12-06-96 | WORK BEGAN- 02-05-97 | | | | | |
| DATE WORK COMPLETED- | TIME COMPUTED 02-05-97 | | | | | |
| CONTRACT WORKING DAYS- 15 | ADDL DAYS GRANTED- | | | | | |
| WORKING DAYS CHARGED- 2 | PERCENT TIME USED- 13 | | | | | |
| AUSTIN TRAFFIC SIGNAL CONSTRUCTION CO. | | | | | | |
| CONTRACT 11963058 | | TOTALS | 37,605.25' | 9,086.75' | 9,086.75' | 25.4' |

| * CONTRACT IDENTIFICATION AND INFORMATION | | * LENGTH | * CONTRACT AMOUNT | * AMOUNT THIS ESTIMATE | * TOTAL ESTIMATE TO DATE | * % COMP |
|--|--|------------------------------------|-------------------|------------------------|--------------------------|----------|
| BELL US 190 0231-03-094 NH 97(40) MS YOUNG BLVD IN KILLEEN 1.85 KM EAST OF SP 439 IN NOLANVILLE MICROSURFACE | | 26.271 | \$ 1,012,326.06' | .00' | .00' | .0' |
| WORK ORDER- 02-11-97 DATE WORK COMPLETED- CONTRACT WORKING DAYS- WORKING DAYS CHARGED- | | 00-00-00 00-00-00 60 0 | | | | |
| | | | | | | |
| VIKING CONSTRUCTION, INC. | | | | | | |
| CONTRACT 12963002 | | TOTALS | 1,012,326.06' | .00' | .00' | 0.0' |
| BOSQUE FM 927 0779-04-017 STP 95(232)R 1.8 MI E OF MORGAN 3.6 MI E OF MORGAN AT STEELE CR CONSTR BR & APPRS | | 1.037 | \$ 1,049,645.90' | 42,758.25' | 502,860.00' | 50.4' |
| WORK ORDER- 08-21-96 DATE WORK COMPLETED- CONTRACT WORKING DAYS- WORKING DAYS CHARGED- | | 09-06-96 09-06-96 135 57 | | | | |
| | | | | | | |
| ELLIS-MCGINNIS CONSTRUCTION CO. | | | | | | |
| CONTRACT 07963026 | | TOTALS | 1,049,645.90' | 42,758.25' | 502,860.00' | 50.4' |
| BOSQUE CR 0909-28-017 BR 94(55)OX ON CR 153 AT CHILDRRESS CREEK REPL BR & APPRS | | .056 | \$ 81,561.00' | 15,262.42' | 52,953.00' | 68.3' |
| WORK ORDER- 12-06-96 DATE WORK COMPLETED- CONTRACT WORKING DAYS- WORKING DAYS CHARGED- | | 01-03-97 12-22-96 45 22 | | | | |
| | | | | | | |
| JAY MILLS CONTRACTING, INCORPORATED | | | | | | |
| CONTRACT 11963070 | | TOTALS | 81,561.00' | 15,262.42' | 52,953.00' | 68.3' |
| CORVELL FM 116 0724-01-029 BR 95(126) AT HOUSE CREEK REPLACE BRIDGE | | .643 | \$ 852,004.18' | 43,522.00' | 443,473.38' | 54.8' |
| WORK ORDER- 06-27-96 DATE WORK COMPLETED- CONTRACT WORKING DAYS- WORKING DAYS CHARGED- | | 07-13-96 07-13-96 174 74 | | | | |
| | | | | | | |
| ELLIS-MCGINNIS CONSTRUCTION CO. | | | | | | |
| CONTRACT 05963033 | | TOTALS | 852,004.18' | 43,522.00' | 443,473.38' | 54.8' |
| FALLS SH 6 0049-03-050 BR 95(124) AT BIG CREEK REPL BR & APPRS | | 1.651 | \$ 3,720,919.90' | 18,043.53' | 3,308,018.17' | 93.6' |
| WORK ORDER- 11-20-95 DATE WORK COMPLETED- CONTRACT WORKING DAYS- WORKING DAYS CHARGED- | | 12-11-95 12-06-95 280 229 | | | | |
| | | | | | | |
| ELLIS-MCGINNIS CONSTRUCTION CO. | | | | | | |
| CONTRACT 10950036 | | TOTALS | 3,720,919.90' | 18,043.53' | 3,308,018.17' | 93.6' |
| HAMILTON CR 0909-29-007 BR 94(58)OX ON CR 214 AT COMHOUSE CREEK REPL BR & APPRS | | .124 | \$ 288,942.53' | 959.50' | 247,221.16' | 90.0' |
| WORK ORDER- 08-20-96 DATE WORK COMPLETED- CONTRACT WORKING DAYS- WORKING DAYS CHARGED- | | 08-26-96 09-05-96 90 80 | | | | |
| | | | | | | |
| LONGVIEW BRIDGE AND ROAD, INC. | | | | | | |
| CONTRACT 07963024 | | TOTALS | 288,942.53' | 959.50' | 247,221.16' | 90.0' |

| * CONTRACT IDENTIFICATION AND INFORMATION | | * LENGTH | * CONTRACT AMOUNT | * AMOUNT THIS ESTIMATE | * TOTAL ESTIMATE TO DATE | * % COMP |
|---|------------------------|----------|-------------------|------------------------|--------------------------|----------|
| HAMILTON ON CR 176 | | .133 | \$ 289,309.25 | \$ 879.70 | 256,179.66 | 93.2 |
| CR AT LEON RIVER | | | | | | |
| 0909-29-005 | | | | | | |
| BR 94(56)OX REPL BR & APPRS | | | | | | |
| WORK ORDER- 08-20-96 | WORK BEGAN- 08-26-96 | | | | | |
| DATE WORK COMPLETED- | TIME COMPUTED 09-05-96 | | | | | |
| CONTRACT WORKING DAYS- | ADDL DAYS GRANTED- | | | | | |
| WORKING DAYS CHARGED- | PERCENT TIME USED- 80 | | | | | |
| LONGVIEN BRIDGE AND ROAD, INC. | | | | | | |
| CONTRACT 07963035 | | TOTALS | 289,309.25 | 879.70 | 256,179.66 | 93.2 |
| HAMILTON ON CR 288 | | .108 | \$ 267,514.40 | \$ 12,912.90 | 254,040.78 | 99.9 |
| CR AT SYCAMORE CREEK | | | | | | |
| 0909-29-006 | | | | | | |
| BR 94(57)OX REPL BR & APPRS | | | | | | |
| WORK ORDER- 08-20-96 | WORK BEGAN- 09-10-96 | | | | | |
| DATE WORK COMPLETED- | TIME COMPUTED 09-05-96 | | | | | |
| CONTRACT WORKING DAYS- | ADDL DAYS GRANTED- | | | | | |
| WORKING DAYS CHARGED- | PERCENT TIME USED- 83 | | | | | |
| ELLIS-MCGINNIS CONSTRUCTION CO. | | | | | | |
| CONTRACT 07963080 | | TOTALS | 267,514.40 | 12,912.90 | 254,040.78 | 99.9 |
| HILL 0.872 KM S OF SH 171 IN HUBBARD | | 2.500 | \$ 410,132.58 | \$.00 | .00 | .0 |
| SH 31 1.628 KM N OF SH 171 IN HUBBARD | | | | | | |
| 0162-02-029 | | | | | | |
| STP 97(103)RM MILL & SURF | | | | | | |
| WORK ORDER- 02-20-97 | WORK BEGAN- 00-00-00 | | | | | |
| DATE WORK COMPLETED- | TIME COMPUTED 03-08-97 | | | | | |
| CONTRACT WORKING DAYS- | ADDL DAYS GRANTED- | | | | | |
| WORKING DAYS CHARGED- | PERCENT TIME USED- 0 | | | | | |
| YOUNG CONTRACTORS, INC. | | | | | | |
| CONTRACT 01973027 | | TOTALS | 410,132.58 | .00 | .00 | 0.0 |
| HILL US 77, 0.664 MI N | | .683 | \$ 695,538.64 | \$ 107,102.24 | 550,186.23 | 83.2 |
| IH 35 INTS OF IH 35W/35E | | | | | | |
| 0014-24-044 | | | | | | |
| IM 35-4(186)371 GR, STRS & PYMT | | | | | | |
| WORK ORDER- 08-13-96 | WORK BEGAN- 09-03-96 | | | | | |
| DATE WORK COMPLETED- | TIME COMPUTED 08-29-96 | | | | | |
| CONTRACT WORKING DAYS- | ADDL DAYS GRANTED- | | | | | |
| WORKING DAYS CHARGED- | PERCENT TIME USED- 68 | | | | | |
| DUJININCK BROS, INC. | | | | | | |
| CONTRACT 07963081 | | TOTALS | 695,538.64 | 107,102.24 | 550,186.23 | 83.2 |
| HILL ETC US 81 S OF HILLSBORO | | 14.553 | \$ 758,195.26 | \$ 18,749.50 | 175,104.51 | 24.3 |
| IH 35 ETC INTERS OF IH 35E OF IH 35W | | | | | | |
| 0014-24-043 ETC | | | | | | |
| UBF IM 35-4(187)365 UPGRADE SAFETY ILLUMINATION | | | | | | |
| WORK ORDER- 09-09-96 | WORK BEGAN- 10-31-96 | | | | | |
| DATE WORK COMPLETED- | TIME COMPUTED 10-31-96 | | | | | |
| CONTRACT WORKING DAYS- | ADDL DAYS GRANTED- | | | | | |
| WORKING DAYS CHARGED- | PERCENT TIME USED- 18 | | | | | |
| ROY MILLIS ELECTRIC CO., INC. | | | | | | |
| CONTRACT 08963012 | | TOTALS | 758,195.26 | 18,749.50 | 175,104.51 | 24.3 |
| MCLENNAN 0.2 MI E OF IH 35, E | | .132 | \$ 93,998.30 | \$.00 | 100,682.91 | 99.9 |
| US 84 0.3 MI E OF IH 35 IN BELLMEAD | | | | | | |
| 0055-15-055 | | | | | | |
| CL 55-15-55 LANDSCAPING | | | | | | |
| WORK ORDER- 02-28-96 | WORK BEGAN- 03-21-96 | | | | | |
| DATE WORK COMPLETED- | TIME COMPUTED 03-15-96 | | | | | |
| CONTRACT WORKING DAYS- | ADDL DAYS GRANTED- 11 | | | | | |
| WORKING DAYS CHARGED- | PERCENT TIME USED- 90 | | | | | |
| GRASS SERVICES, INC. | | | | | | |
| CONTRACT 01960018 | | TOTALS | 93,998.30 | .00 | 100,682.91 | 99.9 |

| * CONTRACT IDENTIFICATION AND INFORMATION | | * LENGTH | * CONTRACT AMOUNT | * AMOUNT THIS ESTIMATE | * TOTAL ESTIMATE TO DATE | * % COMP |
|---|--|------------------------|-------------------|------------------------|--------------------------|----------|
| MCLENNAN 0.6 MI S OF MACO CITY LIMITS | | 2.046 | \$ 16,978,272.53 | 172,021.36 | 11,096,960.84 | 68.7 |
| IH 35 26TH ST IN MACO | | | | | | |
| 0015-01-124 | | | | | | |
| NH 94(17)IM GR STRS & SURF | | | | | | |
| WORK ORDER- 04-18-94 | | WORK BEGAN- 06-01-94 | | | | |
| DATE WORK COMPLETED- | | TIME COMPUTED 05-04-94 | | | | |
| CONTRACT WORKING DAYS- 615 | | ADDL DAYS GRANTED- 22 | | | | |
| WORKING DAYS CHARGED- 570 | | PERCENT TIME USED- 89 | | | | |
| YOUNG CONTRACTORS, INC. | | | | | | |
| CONTRACT 02940045 | | TOTALS | 16,978,272.53 | 172,021.36 | 11,096,960.84 | 68.7 |
| MCLENNAN BROADWAY ST TO COLUMBUS ST (N TO S) | | .001 | \$ 411,000.00 | 11,606.84 | 379,156.78 | 94.1 |
| VA RR RIGHT OF WAY TO WASHINGTON ST(E TO W) | | | | | | |
| 0909-22-085 | | | | | | |
| STP 94(181)TE RESTORE/REHAB MKT DEPOT IN PARK SETTING | | | | | | |
| WORK ORDER- 04-05-96 | | WORK BEGAN- 04-22-96 | | | | |
| DATE WORK COMPLETED- | | TIME COMPUTED 04-21-96 | | | | |
| CONTRACT WORKING DAYS- 210 | | ADDL DAYS GRANTED- 61 | | | | |
| WORKING DAYS CHARGED- 255 | | PERCENT TIME USED- 94 | | | | |
| JAY-REESE CONTRACTORS, INC. | | | | | | |
| CONTRACT 03963072 | | TOTALS | 411,000.00 | 11,606.84 | 379,156.78 | 94.1 |
| MCLENNAN SH 317 @ MOODY | | 4.162 | \$ 957,584.02 | .00 | 879,474.39 | 96.7 |
| FM 107 CORYELL CO LINE | | | | | | |
| 0567-05-014 | | | | | | |
| AR 567-5-14 REHAB RDWY | | | | | | |
| WORK ORDER- 00-00-00 | | WORK BEGAN- 05-14-96 | | | | |
| DATE WORK COMPLETED- | | TIME COMPUTED 05-12-96 | | | | |
| CONTRACT WORKING DAYS- 75 | | ADDL DAYS GRANTED- | | | | |
| WORKING DAYS CHARGED- 76 | | PERCENT TIME USED- 101 | | | | |
| YOUNG CONTRACTORS, INC. | | | | | | |
| CONTRACT 03963073 | | TOTALS | 957,584.02 | .00 | 879,474.39 | 96.7 |
| MCLENNAN IH 35 EAST | | US 2.950 | \$ 962,245.16 | .00 | .00 | .0 |
| LP 340 ETC 77, SOUTH OF MACO | | | | | | |
| 0258-09-108 ETC | | | | | | |
| CPM 258-9-108 SEAL COAT & ACP OVLY | | | | | | |
| WORK ORDER- 08-22-96 | | WORK BEGAN- 00-00-00 | | | | |
| DATE WORK COMPLETED- | | TIME COMPUTED 00-00-00 | | | | |
| CONTRACT WORKING DAYS- 60 | | ADDL DAYS GRANTED- | | | | |
| WORKING DAYS CHARGED- 0 | | PERCENT TIME USED- 0 | | | | |
| YOUNG CONTRACTORS, INC. | | | | | | |
| CONTRACT 07963051 | | TOTALS | 962,245.16 | .00 | .00 | 0.0 |
| MCLENNAN FM 1858 @ GHOLSON | | 5.229 | \$ 1,094,780.94 | .00 | 1,092,242.16 | 99.9 |
| FM 933 HILL CO LINE | | | | | | |
| 0209-07-034 | | | | | | |
| CSR 209-7-34 BS, SURF & SFTY MK | | | | | | |
| WORK ORDER- 08-22-96 | | WORK BEGAN- 08-28-96 | | | | |
| DATE WORK COMPLETED- | | TIME COMPUTED 09-07-96 | | | | |
| CONTRACT WORKING DAYS- 45 | | ADDL DAYS GRANTED- 17 | | | | |
| WORKING DAYS CHARGED- 57 | | PERCENT TIME USED- 92 | | | | |
| H & B CONTRACTORS, INC. | | | | | | |
| CONTRACT 07963093 | | TOTALS | 1,094,780.94 | .00 | 1,092,242.16 | 99.9 |
| MCLENNAN FM 1637 | | 8.186 | \$ 3,820,347.60 | 49,203.13 | 993,356.30 | 27.3 |
| FM 2490 BOSQUE CO LINE | | | | | | |
| 2396-02-009 | | | | | | |
| STP 96(785)R GR, STRS & SURF | | | | | | |
| WORK ORDER- 00-00-00 | | WORK BEGAN- 10-11-96 | | | | |
| DATE WORK COMPLETED- | | TIME COMPUTED 10-11-96 | | | | |
| CONTRACT WORKING DAYS- 240 | | ADDL DAYS GRANTED- | | | | |
| WORKING DAYS CHARGED- 34 | | PERCENT TIME USED- 14 | | | | |
| YOUNG CONTRACTORS, INC. | | | | | | |
| CONTRACT 08963008 | | TOTALS | 3,820,347.60 | 49,203.13 | 993,356.30 | 27.3 |

| * CONTRACT IDENTIFICATION AND INFORMATION | | * LENGTH | * CONTRACT AMOUNT | * AMOUNT THIS ESTIMATE | * TOTAL ESTIMATE TO DATE | * % COMP |
|---|--|-------------|---------------------------------------|------------------------|--------------------------|----------|
| MCLENNAN DISTRICTWIDE - FY 96 | | .100 | \$ 360,107.60 | \$ 74,142.88 | 333,245.00 | 97.4 |
| VA 0909-00-035 CPM 909-00-35 | | | | | | |
| BRIDGE JOINT REPAIR | | | | | | |
| WORK ORDER- 09-17-96 | | | | | | |
| DATE WORK COMPLETED- | | | | | | |
| CONTRACT WORKING DAYS- | | 60 | | | | |
| WORKING DAYS CHARGED- | | 58 | | | | |
| SCR CONSTRUCTION CO., INC. | | | | | | |
| CONTRACT 08963102 | | TOTALS | 360,107.60 | 74,142.88 | 333,245.00 | 97.4 |
| ***** | | | | | | |
| MCLENNAN ON CR 376 | | .137 | \$ 219,830.68 | \$ 38,863.68 | 93,060.12 | 44.5 |
| CR AT GILES BRANCH | | | | | | |
| 0909-22-064 | | | | | | |
| BR 93(206)OX | | | | | | |
| REPL BR & APPRS | | | | | | |
| WORK ORDER- 12-17-96 | | | | | | |
| DATE WORK COMPLETED- | | | | | | |
| CONTRACT WORKING DAYS- | | 75 | | | | |
| WORKING DAYS CHARGED- | | 16 | | | | |
| ELLIS-MCGINNIS CONSTRUCTION CO. | | | | | | |
| CONTRACT 11963069 | | TOTALS | 219,830.68 | 38,863.68 | 93,060.12 | 44.5 |
| ***** | | | | | | |
| MCLENNAN ETC IH 35 | | FM .457.127 | \$ 4,444,928.32 | .00 | .00 | .0 |
| BU 77-L ETC 3051 | | | | | | |
| 0014-09-078 ETC | | | | | | |
| CPM 14-9-78 | | | | | | |
| SEAL COAT | | | | | | |
| WORK ORDER- 01-21-97 | | | | | | |
| DATE WORK COMPLETED- | | | | | | |
| CONTRACT WORKING DAYS- | | 60 | | | | |
| WORKING DAYS CHARGED- | | 0 | | | | |
| MISSOURI PETROLEUM PRODUCTS COMPANY | | | | | | |
| CONTRACT 12963007 | | TOTALS | 4,444,928.32 | .00 | .00 | 0.0 |
| ***** | | | | | | |
| | | | DISTRICT CONTRACT AMOUNT | | 61,310,957.20 | |
| | | | DISTRICT ESTIMATES THIS MONTH | | 1,292,145.80 | |
| | | | DISTRICT TOTAL ESTIMATES PAID TO DATE | | 35,344,846.29 | |

* NO CURRENT ESTIMATE PROCESSED AT THE *
* TIME OF THIS RUN *

| * CONTRACT IDENTIFICATION AND INFORMATION | | * LENGTH | * CONTRACT AMOUNT | * AMOUNT THIS ESTIMATE | * TOTAL ESTIMATE | * % TO DATE | * COMP |
|---|------------------------|----------|-------------------|------------------------|------------------|-------------|--------|
| ANDERSON SH 19 0108-07-027 STP 95(228)RM WDN,GR,STR,FL BS,ACP BS,ACP SURF,& PV MK | | 6.848 | \$ 4,245,568.88 | 1,292.00 | 3,239,978.88 | 80.3 | |
| WORK ORDER- 07-26-95 | WORK BEGAN- 08-17-95 | | | | | | |
| DATE WORK COMPLETED- | TIME COMPUTED 08-11-95 | | | | | | |
| CONTRACT WORKING DAYS- | ADDL DAYS GRANTED- | 235 | | | | | |
| WORKING DAYS CHARGED- | PERCENT TIME USED- 83 | 196 | | | | | |
| ADAMS BROTHERS, INC. | | | | | | | |
| CONTRACT 06950083 | | TOTALS | 4,245,568.88 | 1,292.00 | 3,239,978.88 | 80.3 | |
| ANDERSON CS 0910-08-023 BR 93(62)O ON JACKSON ST AT UP RR IN PALESTINE REPLACE BRIDGE AND APPROACHES | | .151 | \$ 394,318.65 | 28,500.00 | 28,500.00 | 7.6 | |
| WORK ORDER- 01-23-97 | WORK BEGAN- 02-25-97 | | | | | | |
| DATE WORK COMPLETED- | TIME COMPUTED 02-08-97 | | | | | | |
| CONTRACT WORKING DAYS- | ADDL DAYS GRANTED- | 100 | | | | | |
| WORKING DAYS CHARGED- | PERCENT TIME USED- 3 | 3 | | | | | |
| LONGVIEW BRIDGE AND ROAD, INC. | | | | | | | |
| CONTRACT 12963049 | | TOTALS | 394,318.65 | 28,500.00 | 28,500.00 | 7.6 | |
| CHEROKEE US 79 0206-03-043 CD 206-3-43 WATER STREET IN JACKSONVILLE, EAST US 69 (JACKSON STREET) GR, STRS, & SURF | | .688 | \$ 2,815,259.06 | 34,140.90 | 1,045,513.96 | 39.0 | |
| WORK ORDER- 07-10-96 | WORK BEGAN- 08-12-96 | | | | | | |
| DATE WORK COMPLETED- | TIME COMPUTED 07-26-96 | | | | | | |
| CONTRACT WORKING DAYS- | ADDL DAYS GRANTED- | 150 | | | | | |
| WORKING DAYS CHARGED- | PERCENT TIME USED- 29 | 44 | | | | | |
| A. L. HELMCAMP, INC. | | | | | | | |
| CONTRACT 05963024 | | TOTALS | 2,815,259.06 | 34,140.90 | 1,045,513.96 | 39.0 | |
| CHEROKEE US 69 0199-03-027 NH 96(1)M FM 1911 IN ALTO, S & SE 0.9 MI NW OF CR 2717 GR, STRS & SURF | | 5.112 | \$ 9,366,795.42 | 123,449.81 | 5,907,376.87 | 66.4 | |
| WORK ORDER- 12-14-95 | WORK BEGAN- 01-04-96 | | | | | | |
| DATE WORK COMPLETED- | TIME COMPUTED 12-30-95 | | | | | | |
| CONTRACT WORKING DAYS- | ADDL DAYS GRANTED- | 400 | | | | | |
| WORKING DAYS CHARGED- | PERCENT TIME USED- 52 | 217 | | | | | |
| JORDAN PAVING CORPORATION | | | | | | | |
| CONTRACT 11950001 | | TOTALS | 9,366,795.42 | 123,449.81 | 5,907,376.87 | 66.4 | |
| CHEROKEE US 69 0199-03-023 RM 199-3-23 ALTO (S CITY LIMIT) ANGELINA C/L ACQUISITION OF ROW (COUNTY AGREEMENT) | | 14.300 | \$ 39,905.74 | .00 | .00 | .0 | |
| WORK ORDER- 12-16-96 | WORK BEGAN- 01-17-97 | | | | | | |
| DATE WORK COMPLETED- | TIME COMPUTED 01-01-97 | | | | | | |
| CONTRACT WORKING DAYS- | ADDL DAYS GRANTED- | 420 | | | | | |
| WORKING DAYS CHARGED- | PERCENT TIME USED- 1 | 6 | | | | | |
| SMITH & CO. | | | | | | | |
| CONTRACT 11963001 | | TOTALS | 10,693,785.80 | 416,758.81 | 442,428.66 | 4.3 | |
| GREGG IH 20 0495-07-050 IM 20-6(79)593 0.03 MI. WEST OF THE SABINE RIVER BRIDGE 0.03 MILES EAST OF MPRR OVERPASS UPGRADE TO STANDARDS | | 2.159 | \$ 8,979,396.59 | .00 | .00 | .0 | |
| WORK ORDER- 00-00-00 | WORK BEGAN- 00-00-00 | | | | | | |
| DATE WORK COMPLETED- | TIME COMPUTED 00-00-00 | | | | | | |
| CONTRACT WORKING DAYS- | ADDL DAYS GRANTED- | 614 | | | | | |
| WORKING DAYS CHARGED- | PERCENT TIME USED- 0 | 0 | | | | | |
| GILBERT TEXAS CONSTRUCTION CORP. | | | | | | | |
| CONTRACT 01973006 | | TOTALS | 8,979,396.59 | .00 | .00 | 0.0 | |

* NO CURRENT ESTIMATE PROCESSED AT THE *
* TIME OF THIS RUN *

| * CONTRACT IDENTIFICATION AND INFORMATION | | * LENGTH | * CONTRACT AMOUNT | * AMOUNT THIS ESTIMATE | * TOTAL ESTIMATE TO DATE | * % COMP |
|--|--|--|-------------------|--|--------------------------|----------|
| GREGG US 80, NE FM 2208 US 259 IN LONGVIEW 0138-15-007 NH 95(49)M | | .964 | \$ 1,185,032.77 | .00 | 1,137,023.93 | 99.9 |
| MIDEN GR, STRS, BS, C&G, SURF & PAV MRK | | | | | | |
| WORK ORDER- 12-18-95 DATE WORK COMPLETED- CONTRACT WORKING DAYS- 100 WORKING DAYS CHARGED- 115 | | WORK BEGAN- 01-11-96 TIME COMPUTED 01-03-96 ADDL DAYS GRANTED- 24 PERCENT TIME USED- 93 | | | | |
| M. HANNA CONSTRUCTION CO., INC. | | | | | | |
| CONTRACT 11950060 | | TOTALS | 1,185,032.77 | .00 | 1,137,023.93 | 99.9 |
| GREGG AT LP 281 IN LONGVIEW SH 31 0138-01-076 STP 97(31)HES | | .231 | \$ 226,108.24 | .00 | .00 | .0 |
| GRADING, C & G, SURF, INSTL TRAF SIGNAL | | | | | | |
| WORK ORDER- 01-03-97 DATE WORK COMPLETED- CONTRACT WORKING DAYS- 35 WORKING DAYS CHARGED- 0 | | WORK BEGAN- 00-00-00 TIME COMPUTED 00-00-00 ADDL DAYS GRANTED- PERCENT TIME USED- 0 | | * NO CURRENT ESTIMATE PROCESSED AT THE * TIME OF THIS RUN | | |
| SIMON TRAYLOR & SONS, INC. | | | | | | |
| CONTRACT 12963023 | | TOTALS | 226,108.24 | .00 | .00 | 0.0 |
| HENDERSON ETC VAN ZANDT CO. LINE, S SH 19 ETC MI. N. OF FM 317, ETC. 0108-03-033 ETC CPM 108-3-33 SEAL COAT | | 0.2 | \$ 4,328,117.84 | .00 | .00 | .0 |
| WORK ORDER- 02-19-97 DATE WORK COMPLETED- CONTRACT WORKING DAYS- 75 WORKING DAYS CHARGED- 0 | | WORK BEGAN- 00-00-00 TIME COMPUTED 00-00-00 ADDL DAYS GRANTED- PERCENT TIME USED- 0 | | * NO CURRENT ESTIMATE PROCESSED AT THE * TIME OF THIS RUN | | |
| MISSOURI PETROLEUM PRODUCTS COMPANY | | | | | | |
| CONTRACT 01973045 | | TOTALS | 4,328,117.84 | .00 | .00 | 0.0 |
| HENDERSON AT TX FRESHWATER FISHERIES CENTER VA IN ATHENS, TX ON FM 2495 0910-34-015 C 910-34-15 | | .200 | \$ 675,961.50 | .00 | .00 | .0 |
| GR, BS, SURFACING & PAVEMENT MARKINGS | | | | | | |
| WORK ORDER- 03-10-97 DATE WORK COMPLETED- CONTRACT WORKING DAYS- 60 WORKING DAYS CHARGED- 0 | | WORK BEGAN- 00-00-00 TIME COMPUTED 03-26-97 ADDL DAYS GRANTED- PERCENT TIME USED- 0 | | * NO CURRENT ESTIMATE PROCESSED AT THE * TIME OF THIS RUN | | |
| ADAMS BROTHERS, INC. | | | | | | |
| CONTRACT 02973025 | | TOTALS | 675,961.50 | .00 | .00 | 0.0 |
| HENDERSON FM 1615, N SH 19 0.3 MI S OF FM 59 IN ATHENS 0108-04-019 DB 96(67) | | 1.898 | \$ 4,418,387.16 | 166,952.69 | 1,998,315.01 | 47.6 |
| RECONST GR STRS & SURF | | | | | | |
| WORK ORDER- 04-11-96 DATE WORK COMPLETED- CONTRACT WORKING DAYS- 330 WORKING DAYS CHARGED- 123 | | WORK BEGAN- 05-01-96 TIME COMPUTED 04-27-96 ADDL DAYS GRANTED- 12 PERCENT TIME USED- 36 | | | | |
| SOUTHERN STATES EQUIPMENT CORPORATION | | | | | | |
| CONTRACT 03963049 | | TOTALS | 4,418,387.16 | 166,952.69 | 1,998,315.01 | 47.6 |
| HENDERSON NECHES RIVER BRIDGE, SH SH 155 ANDERSON C/L 0520-07-013 C 520-7-13 | | 4.595 | \$ 10,520,443.47 | 251,317.19 | 6,176,003.58 | 61.8 |
| GR, STRS & SURF TWO ADD'L LANES | | | | | | |
| WORK ORDER- 08-07-95 DATE WORK COMPLETED- CONTRACT WORKING DAYS- 330 WORKING DAYS CHARGED- 254 | | WORK BEGAN- 08-23-95 TIME COMPUTED 08-23-95 ADDL DAYS GRANTED- PERCENT TIME USED- 77 | | | | |
| BROWN & ROOT, INC. | | | | | | |
| CONTRACT 06950040 | | TOTALS | 10,520,443.47 | 251,317.19 | 6,176,003.58 | 61.8 |

| * CONTRACT IDENTIFICATION AND INFORMATION | | * LENGTH | * CONTRACT AMOUNT | * AMOUNT THIS ESTIMATE | * TOTAL ESTIMATE TO DATE | * % COMP |
|---|--|----------|-------------------|------------------------|--------------------------|----------|
| HENDERSON VA 0910-34-008 STP 95(171)TE | CLINTON AVE., N. TO ST. THOMAS DR. (ATHENS MINI HISTORICAL PARK) LANDSCAPING AND BEAUTIFICATION | .246 | \$ 32,576.94 | \$.00 | \$ 32,031.48 | 100.0 |
| WORK ORDER- 08-20-96 | WORK BEGAN- 10-01-96 | | | | | |
| DATE WORK COMPLETED- 02-10-97 | TIME COMPUTED 09-05-96 | | | | | |
| CONTRACT WORKING DAYS- 35 | ADDL DAYS GRANTED- | | | | | |
| WORKING DAYS CHARGED- 35 | PERCENT TIME USED- 100 | | | | | |
| EVE HARDIN INTERNATIONAL, INC. | | | | | | |
| CONTRACT 07963064 | | TOTALS | 32,576.94 | .00 | 32,031.48 | 100.0 |
| HENDERSON SH 31 0164-01-053 STP 97(14)RM | 97 M NE OF FM 317, NE 731 M W OF FM 773 IN MURCHISON GR, ACP BS, PLNG, L/U, ACP, PV MRK & SAF MRK | 7.070 | \$ 1,827,141.08 | \$ 179,868.33 | \$ 327,933.78 | 18.8 |
| WORK ORDER- 12-09-96 | WORK BEGAN- 12-23-96 | | | | | |
| DATE WORK COMPLETED- | TIME COMPUTED 12-25-96 | | | | | |
| CONTRACT WORKING DAYS- | ADDL DAYS GRANTED- | | | | | |
| WORKING DAYS CHARGED- 110 | PERCENT TIME USED- 15 | | | | | |
| JONES G. FINKE INC. | | | | | | |
| CONTRACT 11963050 | | TOTALS | 1,827,141.08 | 179,868.33 | 327,933.78 | 18.8 |
| RUSK LP 571 3421-01-001 STP 94(31)RM | US 259, N OF HENDERSON, SH SH 64 IN HENDERSON GR, STRS, FLEX BASE, SURF, & SIGNS | 2.277 | \$ 3,595,767.57 | \$.00 | \$ 3,367,703.77 | 99.9 |
| WORK ORDER- 01-06-94 | WORK BEGAN- 01-17-94 | | | | | |
| DATE WORK COMPLETED- | TIME COMPUTED 01-22-94 | | | | | |
| CONTRACT WORKING DAYS- | ADDL DAYS GRANTED- | | | | | |
| WORKING DAYS CHARGED- 245 | PERCENT TIME USED- 130 | | | | | |
| SOUTHERN STATES EQUIPMENT CORPORATION | | | | | | |
| CONTRACT 12930043 | | TOTALS | 3,595,767.57 | .00 | 3,367,703.77 | 99.9 |
| SMITH FM 344 0927-01-019 STP 96(639)R | SH 155, S 0.27 MI S OF CR 1195 GR, FL BS, RAP, ACP SURF, SAF MRK & PAV MRK | 2.077 | \$ 1,148,366.98 | \$ 59,076.13 | \$ 596,157.52 | 54.6 |
| WORK ORDER- 06-24-96 | WORK BEGAN- 07-22-96 | | | | | |
| DATE WORK COMPLETED- | TIME COMPUTED 07-10-96 | | | | | |
| CONTRACT WORKING DAYS- | ADDL DAYS GRANTED- | | | | | |
| WORKING DAYS CHARGED- 130 | PERCENT TIME USED- 44 | | | | | |
| YOUNG CONTRACTORS, INC. | | | | | | |
| CONTRACT 05963011 | | TOTALS | 1,148,366.98 | 59,076.13 | 596,157.52 | 54.6 |
| SMITH VA 0910-00-032 C 910-00-32 | VARIOUS LOCATIONS ON SH 31 IN TYLER DIST NON IH SIGNS | .100 | \$ 220,910.00 | \$ 91,775.47 | \$ 155,380.15 | 74.0 |
| WORK ORDER- 08-08-96 | WORK BEGAN- 11-07-96 | | | | | |
| DATE WORK COMPLETED- | TIME COMPUTED 11-07-96 | | | | | |
| CONTRACT WORKING DAYS- | ADDL DAYS GRANTED- | | | | | |
| WORKING DAYS CHARGED- 50 | PERCENT TIME USED- 64 | | | | | |
| L.M. BENAVIDEZ CONSTRUCTION, INC. | | | | | | |
| CONTRACT 07963014 | | TOTALS | 220,910.00 | 91,775.47 | 155,380.15 | 74.0 |
| SMITH VA 0910-00-039 C 910-00-39 | VARIOUS LOCATIONS IN TYLER DISTRICT THERMOPLASTIC PAVEMENT MARKINGS | .001 | \$ 174,941.78 | \$.00 | \$.00 | .0 |
| WORK ORDER- 09-11-96 | WORK BEGAN- 00-00-00 | | | | | |
| DATE WORK COMPLETED- | TIME COMPUTED 09-27-96 | | | | | |
| CONTRACT WORKING DAYS- | ADDL DAYS GRANTED- | | | | | |
| WORKING DAYS CHARGED- 35 | PERCENT TIME USED- 0 | | | | | |
| STRIPING TECHNOLOGY, INC. | | | | | | |
| CONTRACT 08963023 | | TOTALS | 174,941.78 | .00 | .00 | 0.0 |

| * CONTRACT IDENTIFICATION AND INFORMATION | | * LENGTH | * CONTRACT AMOUNT | * AMOUNT THIS ESTIMATE | * TOTAL ESTIMATE | * % TO DATE | * COMP |
|---|--|------------------------|-------------------|------------------------|------------------|-------------|-------------------|
| SMITH SUNNYBROOK DR IN TYLER, SW LP 323 | | 1.742 | \$ 4,534,497.44 | \$ 130,162.19 | \$ 3,033,730.35 | 70.4 | |
| SH 155 0520-06-030 MANH 95(67)M | | | | | | | |
| RECONST GR, STRS & SURF | | | | | | | |
| WORK ORDER- 11-02-95 | | WORK BEGAN- 12-04-95 | | | | | |
| DATE WORK COMPLETED- | | TIME COMPUTED 11-18-95 | | | | | |
| CONTRACT WORKING DAYS- 230 | | ADDL DAYS GRANTED- 52 | | | | | |
| WORKING DAYS CHARGED- 186 | | PERCENT TIME USED- 66 | | | | | |
| ADAMS BROTHERS, INC. | | CONTRACT 09950016 | | TOTALS | 4,534,497.44 | 130,162.19 | 3,033,730.35 70.4 |
| SMITH ON N BROADWAY AVE (MH 173) FR GOODMAN ST LINE ST IN TYLER | | .145 | \$ 5,282,110.52 | \$ 527,563.28 | \$ 4,176,730.92 | 83.2 | |
| MH 8016-10-004 STP 95(331)UM | | | | | | | |
| GR, STRS, RET MALL, RR U/P, ACP & ILLUM | | | | | | | |
| WORK ORDER- 10-23-95 | | WORK BEGAN- 11-13-95 | | | | | |
| DATE WORK COMPLETED- | | TIME COMPUTED 11-08-95 | | | | | |
| CONTRACT WORKING DAYS- 280 | | ADDL DAYS GRANTED- 52 | | | | | |
| WORKING DAYS CHARGED- 138 | | PERCENT TIME USED- 42 | | | | | |
| REYNOLDS & KAY, INC. LONGVIEW BRIDGE AND ROAD, INC. | | CONTRACT 09950040 | | TOTALS | 5,282,110.52 | 527,563.28 | 4,176,730.92 83.2 |
| SMITH AT US 69 SOUTH IN TYLER | | 1.787 | \$ 2,171,968.10 | \$ 5,431.22 | \$ 2,112,157.59 | 99.9 | |
| LP 323 2075-02-036 STP 95(227)R | | | | | | | |
| MDN GR, STR, PLANING, ACP, C&G, PAV MRKS | | | | | | | |
| WORK ORDER- 02-07-96 | | WORK BEGAN- 03-05-96 | | | | | |
| DATE WORK COMPLETED- | | TIME COMPUTED 02-23-96 | | | | | |
| CONTRACT WORKING DAYS- 132 | | ADDL DAYS GRANTED- 17 | | | | | |
| WORKING DAYS CHARGED- 146 | | PERCENT TIME USED- 98 | | | | | |
| M. HANNA CONSTRUCTION CO., INC. | | CONTRACT 11950051 | | TOTALS | 2,171,968.10 | 5,431.22 | 2,112,157.59 99.9 |
| VAN ZANDT AT CR 3416 OVERPASS, 1.5 MI E OF FM 47 | | .001 | \$ 141,338.08 | \$ 3,808.93 | \$ 47,852.94 | 35.6 | |
| IH 20 0495-02-044 IM 20-6(77)516 | | | | | | | |
| RAISE BRIDGE & ADJUST APPROACHES | | | | | | | |
| VAN ZANDT 1.6 MI W OF FM 773, E SMITH C/L | | 9.591 | \$ 7,177,475.52 | \$ 176,354.23 | \$ 1,266,677.09 | 18.5 | |
| IH 20 0495-03-045 IM 20-6(76)535 | | | | | | | |
| SF MK, REALIGN RAMP, PLANING, ACP & PAV MK | | | | | | | |
| WORK ORDER- 07-23-96 | | WORK BEGAN- 08-19-96 | | | | | |
| DATE WORK COMPLETED- | | TIME COMPUTED 08-08-96 | | | | | |
| CONTRACT WORKING DAYS- 300 | | ADDL DAYS GRANTED- | | | | | |
| WORKING DAYS CHARGED- 59 | | PERCENT TIME USED- 20 | | | | | |
| SOUTHERN STATES EQUIPMENT CORPORATION | | CONTRACT 06963004 | | TOTALS | 7,318,813.60 | 180,163.16 | 1,314,530.03 18.9 |
| VAN ZANDT SH 19 IN CANTON, SOUTHEAST SOUTH OF SH 243 | | 4.341 | \$ 1,768,345.51 | \$ 112,826.89 | \$ 645,081.82 | 38.3 | |
| SH 64 0245-02-023 STP 96(725)R | | | | | | | |
| ACP LEVEL, ACP O/L, STRUC, BRIDGE RAIL, MBGF | | | | | | | |
| WORK ORDER- 10-02-96 | | WORK BEGAN- 09-17-96 | | | | | |
| DATE WORK COMPLETED- | | TIME COMPUTED 09-11-96 | | | | | |
| CONTRACT WORKING DAYS- 150 | | ADDL DAYS GRANTED- | | | | | |
| WORKING DAYS CHARGED- 34 | | PERCENT TIME USED- 23 | | | | | |
| ADAMS BROTHERS, INC. | | CONTRACT 07963009 | | TOTALS | 1,768,345.51 | 112,826.89 | 645,081.82 38.3 |

| * CONTRACT IDENTIFICATION AND INFORMATION | | * LENGTH | * CONTRACT AMOUNT | * AMOUNT THIS ESTIMATE | * TOTAL ESTIMATE TO DATE | * % COMP |
|---|--|----------|-------------------|------------------------|--------------------------|----------|
| HOOD | FM 778 AT CROW, E | 10.025 | \$ 761,863.73 | \$ 7,230.06 | 131,932.80 | 18.2 |
| US 80 | 0.682 KM W OF FM 14 IN HAWKINS, MBL ONLY | | | | | |
| 0096-02-041 | | | | | | |
| CSR 96-2-41 | PLANING, ACP, SAF WRK & PAV WRK | | | | | |
| WORK ORDER- 10-31-96 | WORK BEGAN- 12-09-96 | | | | | |
| DATE WORK COMPLETED- | TIME COMPUTED 11-16-96 | | | | | |
| CONTRACT WORKING DAYS- 50 | ADDL DAYS GRANTED- | | | | | |
| WORKING DAYS CHARGED- 20 | PERCENT TIME USED- 40 | | | | | |
| MADDEN CONTRACTING COMPANY, INC. | CONTRACT 09963064 | TOTALS | 761,863.73 | 7,230.06 | 131,932.80 | 18.2 |
| DISTRICT CONTRACT AMOUNT | | | | | 86,686,478.63 | |
| DISTRICT ESTIMATES THIS MONTH | | | | | 2,316,508.13 | |
| DISTRICT TOTAL ESTIMATES PAID TO DATE | | | | | 35,868,511.10 | |

| * CONTRACT IDENTIFICATION AND INFORMATION | | * LENGTH | * CONTRACT AMOUNT | * AMOUNT THIS ESTIMATE | * TOTAL ESTIMATE TO DATE | * % COMP |
|---|------------------------|----------|-------------------|------------------------|--------------------------|----------|
| ANGELINA SH 103 | | 4.207 | \$ 937,986.20 | \$ 39,727.35 | 931,891.24 | 100.0 |
| FM 842 MOFFETT | | | | | | |
| 1165-01-015 | | | | | | |
| CSR 1165-1-15 WIDEN GR, STRS, BS & SURF | | | | | | |
| WORK ORDER- 03-14-96 | WORK BEGAN- 04-22-96 | | | | | |
| DATE WORK COMPLETED- 02-26-97 | TIME COMPUTED 03-30-96 | | | | | |
| CONTRACT WORKING DAYS- 120 | ADDL DAYS GRANTED- 7 | | | | | |
| WORKING DAYS CHARGED- 121 | PERCENT TIME USED- 95 | | | | | |
| SIMON TRAYLOR & SONS, INC. | | | | | | |
| CONTRACT 02960047 | | TOTALS | 937,986.20 | 39,727.35 | 931,891.24 | 100.0 |
| ANGELINA 0.737 KM SE OF HUNTINGTON | | 17.998 | \$ 915,097.85 | .00 | .00 | .0 |
| US 69 ZAVALLA | | | | | | |
| 0200-02-033 | | | | | | |
| CPM 200-2-33 ASPHALTIC CONCRETE OVERLAY | | | | | | |
| WORK ORDER- 03-10-97 | WORK BEGAN- 00-00-00 | | | | | |
| DATE WORK COMPLETED- | TIME COMPUTED 00-00-00 | | | | | |
| CONTRACT WORKING DAYS- 35 | ADDL DAYS GRANTED- | | | | | |
| WORKING DAYS CHARGED- 0 | PERCENT TIME USED- 0 | | | | | |
| JONES G. FINKE INC. | | | | | | |
| CONTRACT 02973061 | | TOTALS | 915,097.85 | .00 | .00 | 0.0 |
| ANGELINA AT NECHES RIVER, NBL AND SBL | | .142 | \$ 855,531.19 | 31,385.87 | 779,563.61 | 95.9 |
| US 59 | | | | | | |
| 0176-03-095 | | | | | | |
| C 176-3-95 REHAB BRIDGES & APPROACHES | | | | | | |
| POLK AT NECHES RIVER RELIEFS NBL AND SBL | | 1.102 | \$ 2,042,790.02 | 40,988.01 | 1,974,549.56 | 99.9 |
| US 59 | | | | | | |
| 0176-04-059 | | | | | | |
| C 176-4-59 REHAB BRIDGES & APPROACHES | | | | | | |
| WORK ORDER- 05-22-95 | WORK BEGAN- 06-26-95 | | | | | |
| DATE WORK COMPLETED- | TIME COMPUTED 06-07-95 | | | | | |
| CONTRACT WORKING DAYS- 250 | ADDL DAYS GRANTED- 83 | | | | | |
| WORKING DAYS CHARGED- 274 | PERCENT TIME USED- 82 | | | | | |
| J-W PAYNE CONSTRUCTION CO., INC. | | | | | | |
| CONTRACT 04950045 | | TOTALS | 2,898,321.21 | 72,373.88 | 2,754,113.17 | 99.9 |
| ANGELINA HERTY | | 2.524 | \$ 4,076,246.90 | 7,281.56 | 1,790,992.30 | 46.2 |
| SH 103 FM 326 | | | | | | |
| 0336-05-036 | | | | | | |
| STP 96(646)RM WDN GR, STRS & SURF | | | | | | |
| WORK ORDER- 07-02-96 | WORK BEGAN- 07-22-96 | | | | | |
| DATE WORK COMPLETED- | TIME COMPUTED 07-18-96 | | | | | |
| CONTRACT WORKING DAYS- 200 | ADDL DAYS GRANTED- 13 | | | | | |
| WORKING DAYS CHARGED- 69 | PERCENT TIME USED- 32 | | | | | |
| J-W PAYNE CONSTRUCTION CO., INC. | | | | | | |
| MOORE BROTHERS CONSTRUCTION COMPANY | | | | | | |
| CONTRACT 05963063 | | TOTALS | 4,076,246.90 | 7,281.56 | 1,790,992.30 | 46.2 |
| ANGELINA US 59 | | .001 | \$ 168,016.94 | 1,935.50 | 203,708.77 | 100.0 |
| US 59 FM 819 | | | | | | |
| 0176-03-109 | | | | | | |
| C 176-3-109 TRF SIG | | | | | | |
| WORK ORDER- 06-13-96 | WORK BEGAN- 08-26-96 | | | | | |
| DATE WORK COMPLETED- 02-18-97 | TIME COMPUTED 08-26-96 | | | | | |
| CONTRACT WORKING DAYS- 50 | ADDL DAYS GRANTED- | | | | | |
| WORKING DAYS CHARGED- 50 | PERCENT TIME USED- 100 | | | | | |
| CCE, INC. | | | | | | |
| CONTRACT 05963076 | | TOTALS | 168,016.94 | 1,935.50 | 203,708.77 | 100.0 |
| ANGELINA FM 819 | | 10.029 | \$ 528,533.78 | 47,812.23 | 430,014.13 | 85.6 |
| US 59 NECHES RIVER, EXCEPT THRU DIBOLL | | | | | | |
| 0176-03-107 | | | | | | |
| STP 96(768)HES SAFETY TREAT FIXED OBJECTS | | | | | | |
| WORK ORDER- 08-13-96 | WORK BEGAN- 09-09-96 | | | | | |
| DATE WORK COMPLETED- | TIME COMPUTED 08-29-96 | | | | | |
| CONTRACT WORKING DAYS- 120 | ADDL DAYS GRANTED- | | | | | |
| WORKING DAYS CHARGED- 80 | PERCENT TIME USED- 67 | | | | | |
| TOMMY L. JOHNSON, INC. | | | | | | |
| CONTRACT 07963082 | | TOTALS | 528,533.78 | 47,812.23 | 430,014.13 | 85.6 |

| * CONTRACT IDENTIFICATION AND INFORMATION | | * LENGTH | * CONTRACT AMOUNT | * AMOUNT THIS ESTIMATE | * TOTAL ESTIMATE TO DATE | * % COMP |
|--|------------------------|----------|-------------------|------------------------|--------------------------|----------|
| ANGELINA BORDEN DR US 59 OFFICE ST IN DIBOLL 0176-03-103 CD 176-3-103 INSTALLATION OF CONTINUOUS LIGHTING | | 3.589 | \$ 868,743.55' | 1,140.00' | 822,307.36' | 99.6' |
| WORK ORDER- 09-22-94 | WORK BEGAN- 01-10-95 | | | | | |
| DATE WORK COMPLETED- | TIME COMPUTED 12-22-94 | | | | | |
| CONTRACT WORKING DAYS- 144 | ADDL DAYS GRANTED- 2 | | | | | |
| WORKING DAYS CHARGED- 137 | PERCENT TIME USED- 94 | | | | | |
| TOMMY L. JOHNSON CONSTRUCTION CO. | | | | | | |
| CONTRACT 08940127 | | TOTALS | 868,743.55' | 1,140.00' | 822,307.36' | 99.6' |
| ANGELINA IN LUFKIN ON CALIFORNIA ST AT CEDAR CREEK CS 0911-38-034 BR 93(69)OX REPLACE BRIDGE AND APPROACHES | | .099 | \$ 77,641.99' | .00' | 12,028.42' | 26.4' |
| WORK ORDER- 10-17-96 | WORK BEGAN- 10-22-96 | | | | | |
| DATE WORK COMPLETED- | TIME COMPUTED 11-02-96 | | | | | |
| CONTRACT WORKING DAYS- 35 | ADDL DAYS GRANTED- | | | | | |
| WORKING DAYS CHARGED- 12 | PERCENT TIME USED- 34 | | | | | |
| PINEYWOODS WELDING AND CONSTRUCTION | | | | | | |
| CONTRACT 08963086 | | TOTALS | 77,641.99' | .00' | 12,028.42' | 26.4' |
| ANGELINA AT SOUTHERN PACIFIC RR UNDERPASS SH 103 1.609 KM (1 MILE) E OF FM 356 0336-05-047 STP 96(899)HES REMOVE RAILROAD BRIDGE | | .190 | \$ 66,200.86' | 5,462.50' | 29,226.75' | 46.4' |
| WORK ORDER- 11-14-96 | WORK BEGAN- 12-02-96 | | | | | |
| DATE WORK COMPLETED- | TIME COMPUTED 11-30-96 | | | | | |
| CONTRACT WORKING DAYS- 35 | ADDL DAYS GRANTED- | | | | | |
| WORKING DAYS CHARGED- 19 | PERCENT TIME USED- 54 | | | | | |
| SIMON TRAYLOR & SONS, INC. | | | | | | |
| CONTRACT 10963059 | | TOTALS | 66,200.86' | 5,462.50' | 29,226.75' | 46.4' |
| ANGELINA AT US 69(S) & LP 287, US 59(S) & LP 287 VA AND US 59(S) & FM 3482 0911-38-047 CL 911-38-47 LANDSCAPE ESTABLISHMENT | | .001 | \$ 57,430.00' | 4,391.37' | 18,845.62' | 34.5' |
| WORK ORDER- 12-06-96 | WORK BEGAN- 01-21-97 | | | | | |
| DATE WORK COMPLETED- | TIME COMPUTED 12-22-96 | | | | | |
| CONTRACT WORKING DAYS- 480 | ADDL DAYS GRANTED- | | | | | |
| WORKING DAYS CHARGED- 36 | PERCENT TIME USED- 8 | | | | | |
| TOMMY L. JOHNSON, INC. | | | | | | |
| CONTRACT 11963019 | | TOTALS | 57,430.00' | 4,391.37' | 18,845.62' | 34.5' |
| HOUSTON ETC LP 304 SH 19 ETC CROCKETT SOUTH CITY LIMIT 0109-05-032 ETC CPM 109-5-32 SEAL COAT | | 149.306 | \$ 828,142.91' | .00' | .00' | .0' |
| WORK ORDER- 00-00-00 | WORK BEGAN- 00-00-00 | | | | | |
| DATE WORK COMPLETED- | TIME COMPUTED 00-00-00 | | | | | |
| CONTRACT WORKING DAYS- 35 | ADDL DAYS GRANTED- | | | | | |
| WORKING DAYS CHARGED- 0 | PERCENT TIME USED- 0 | | | | | |
| PLAQUEMINE CONTRACTING COMPANY, INC. | | | | | | |
| CONTRACT 02973022 | | TOTALS | 828,142.91' | .00' | .00' | 0.0' |
| MACOGDOCHES 0.3 MI W OF FM 95(S) SH 7 0.2 MI N OF ATTOYAC RIVER 0059-01-041 STP 95(253)R WIDEN GR, STRS, BASE & SURF | | 1.100 | \$ 1,068,553.48' | 14,375.03' | 428,769.04' | 42.2' |
| WORK ORDER- 08-26-96 | WORK BEGAN- 09-17-96 | | | | | |
| DATE WORK COMPLETED- | TIME COMPUTED 09-11-96 | | | | | |
| CONTRACT WORKING DAYS- 105 | ADDL DAYS GRANTED- | | | | | |
| WORKING DAYS CHARGED- 42 | PERCENT TIME USED- 40 | | | | | |
| CCE, INC. | | | | | | |
| CONTRACT 07963034 | | TOTALS | 1,068,553.48' | 14,375.03' | 428,769.04' | 42.2' |

| * CONTRACT IDENTIFICATION AND INFORMATION | | * LENGTH | * CONTRACT AMOUNT | * AMOUNT THIS ESTIMATE | * TOTAL ESTIMATE TO DATE | * % COMP |
|--|--|----------|-------------------|------------------------|--------------------------|----------|
| NACOGDOCHES AT ANGELINA RIVER US 59 (SOUTH AND NORTH BOUND LANES) 0176-01-067 BR 96(811) REPLACE BRIDGES AND APPROACHES WORK ORDER- 10-17-96 WORK BEGAN- 11-01-96 DATE WORK COMPLETED- TIME COMPUTED 11-02-96 CONTRACT WORKING DAYS- 430 ADDL DAYS GRANTED- WORKING DAYS CHARGED- 21 PERCENT TIME USED- 5 INTERSTATE CONTRACTING CORPORATION CONTRACT 09953002 | | 1.459 | \$ 6,446,665.77 | 134,911.00 | 661,508.89 | 10.8 |
| POLK TRINITY C/L FM 356 1.61 KM N OF US 190 0475-11-030 AR 475-11-30 REHABILITATE PAVEMENT WORK ORDER- 00-00-00 WORK BEGAN- 00-00-00 DATE WORK COMPLETED- TIME COMPUTED 00-00-00 CONTRACT WORKING DAYS- 90 ADDL DAYS GRANTED- WORKING DAYS CHARGED- 0 PERCENT TIME USED- 0 SMITH & CO. CONTRACT 02973018 | | 6.585 | \$ 1,298,487.88 | .00 | .00 | .0 |
| POLK FM 352 US 59 US 287 0176-04-063 STP 95(237)R RECONST GR, BASE, ACP, CONC PVMT AND C&G POLK INT US 287 US 59 IN CORRIGAN M.P. 9.400 0176-04-064 STP 95(238)HES TRAFFIC SIGNAL POLK US 287 US 59 FM 942 0176-05-115 STP 95(239)R RECONST GR,BS,CONC PVT,ASPH CONC PVT,C&G WORK ORDER- 08-03-95 WORK BEGAN- 03-12-96 DATE WORK COMPLETED- TIME COMPUTED 08-19-95 CONTRACT WORKING DAYS- 180 ADDL DAYS GRANTED- 28 WORKING DAYS CHARGED- 172 PERCENT TIME USED- 83 CCE, INC. CONTRACT 06950009 | | .413 | \$ 1,229,607.88 | 15,596.26 | 1,005,391.28 | 86.0 |
| POLK US 287 US 59 FM 942 0176-05-115 STP 95(239)R RECONST GR,BS,CONC PVT,ASPH CONC PVT,C&G WORK ORDER- 08-03-95 WORK BEGAN- 03-12-96 DATE WORK COMPLETED- TIME COMPUTED 08-19-95 CONTRACT WORKING DAYS- 180 ADDL DAYS GRANTED- 28 WORKING DAYS CHARGED- 172 PERCENT TIME USED- 83 CCE, INC. CONTRACT 06950009 | | .001 | \$ 65,778.00 | 1,425.00 | 61,133.07 | 97.8 |
| POLK US 287 US 59 FM 942 0176-05-115 STP 95(239)R RECONST GR,BS,CONC PVT,ASPH CONC PVT,C&G WORK ORDER- 08-03-95 WORK BEGAN- 03-12-96 DATE WORK COMPLETED- TIME COMPUTED 08-19-95 CONTRACT WORKING DAYS- 180 ADDL DAYS GRANTED- 28 WORKING DAYS CHARGED- 172 PERCENT TIME USED- 83 CCE, INC. CONTRACT 06950009 | | .404 | \$ 959,230.10 | 5,131.59 | 1,641,729.78 | 99.9 |
| POLK BU 59-J N OF LIVINGSTON US 59 LOOP 177 IN MOSCON 0176-05-119 CD 176-5-119 GR, STR, BASE & SURF WORK ORDER- 08-08-96 WORK BEGAN- 11-12-96 DATE WORK COMPLETED- TIME COMPUTED 08-24-96 CONTRACT WORKING DAYS- 70 ADDL DAYS GRANTED- 12 WORKING DAYS CHARGED- 48 PERCENT TIME USED- 59 JONES G. FINKE INC. CONTRACT 07963049 | | 9.872 | \$ 685,351.31 | 33,916.99 | 518,963.27 | 79.9 |
| POLK AT JONES CREEK US 287 0341-03-025 BR 95(128) REPLACE BRIDGE AND APPROACHES WORK ORDER- 11-03-95 WORK BEGAN- 11-21-95 DATE WORK COMPLETED- TIME COMPUTED 11-19-95 CONTRACT WORKING DAYS- 300 ADDL DAYS GRANTED- 4 WORKING DAYS CHARGED- 236 PERCENT TIME USED- 78 CCE, INC. CONTRACT 09950019 | | 2.934 | \$ 2,695,788.38 | 53,129.76 | 2,200,056.52 | 85.9 |
| CCE, INC. CONTRACT 09950019 | | TOTALS | 6,446,665.77 | 134,911.00 | 661,508.89 | 10.8 |

* NO CURRENT ESTIMATE PROCESSED AT THE
* TIME OF THIS RUN

| * CONTRACT IDENTIFICATION AND INFORMATION | | * LENGTH | * CONTRACT AMOUNT | * AMOUNT THIS ESTIMATE | * TOTAL ESTIMATE TO DATE | * % COMP |
|---|--|------------------------|-------------------|------------------------|--------------------------|----------|
| POLK FM 2500 | | 7.613 | \$ 4,490,590.43 | \$ 104,877.16 | \$ 3,982,499.20 | 93.5 |
| US 190 0.85 MI EAST OF PR 56 | | | | | | |
| 0213-05-027 | | | | | | |
| STP 95(368)HES SAFETY TRT FIXED OBJS, CONST PAVED SHLDS | | | | | | |
| WORK ORDER- 11-22-95 | | WORK BEGAN- 02-20-96 | | | | |
| DATE WORK COMPLETED- | | TIME COMPUTED 12-08-95 | | | | |
| CONTRACT WORKING DAYS- 250 | | ADDL DAYS GRANTED- 17 | | | | |
| WORKING DAYS CHARGED- 167 | | PERCENT TIME USED- 63 | | | | |
| SMITH & CO. | | | | | | |
| CONTRACT 10950035 | | TOTALS | 4,490,590.43 | 104,877.16 | 3,982,499.20 | 93.5 |
| POLK AT FM 356 | | .001 | \$ 114,650.60 | \$ 48,793.71 | \$ 72,451.53 | 66.5 |
| US 190 | | | | | | |
| 0213-03-076 | | | | | | |
| C 213-3-76 TRF SIG, RT TURN LN | | | | | | |
| POLK AT FM 3186 | | .001 | \$ 49,956.55 | \$ 13,849.61 | \$ 38,946.29 | 82.0 |
| US 190 | | | | | | |
| 0213-03-077 | | | | | | |
| C 213-3-77 TRF SIG W/ SFTY LTG | | | | | | |
| WORK ORDER- 11-18-96 | | WORK BEGAN- 01-22-97 | | | | |
| DATE WORK COMPLETED- | | TIME COMPUTED 01-22-97 | | | | |
| CONTRACT WORKING DAYS- 60 | | ADDL DAYS GRANTED- 2 | | | | |
| WORKING DAYS CHARGED- 15 | | PERCENT TIME USED- 24 | | | | |
| A & G EBERHARDT ENTERPRISES, INC. | | | | | | |
| CONTRACT 10963046 | | TOTALS | 164,607.15 | 62,643.32 | 111,397.82 | 71.2 |
| SABINE ETC RM # 380+0.75 | | 140.804 | \$ 871,079.14 | \$.00 | \$.00 | .0 |
| SH 87 ETC NEWTON COUNTY LINE | | | | | | |
| 0304-04-035 ETC | | | | | | |
| CPM 304-4-35 SEAL COAT | | | | | | |
| WORK ORDER- 00-00-00 | | WORK BEGAN- 00-00-00 | | | | |
| DATE WORK COMPLETED- | | TIME COMPUTED 00-00-00 | | | | |
| CONTRACT WORKING DAYS- 50 | | ADDL DAYS GRANTED- 0 | | | | |
| WORKING DAYS CHARGED- 0 | | PERCENT TIME USED- 0 | | | | |
| PLAQUEMINE CONTRACTING COMPANY, INC. | | | | | | |
| CONTRACT 02973023 | | TOTALS | 871,079.14 | .00 | .00 | 0.0 |
| SABINE JASPER CO LINE | | 12.232 | \$ 858,970.86 | \$.00 | \$.00 | .0 |
| US 96 FM 83 | | | | | | |
| 0064-06-040 | | | | | | |
| CPM 64-6-40 ACP OVERLAY | | | | | | |
| WORK ORDER- 00-00-00 | | WORK BEGAN- 00-00-00 | | | | |
| DATE WORK COMPLETED- | | TIME COMPUTED 00-00-00 | | | | |
| CONTRACT WORKING DAYS- 45 | | ADDL DAYS GRANTED- 0 | | | | |
| WORKING DAYS CHARGED- 0 | | PERCENT TIME USED- 0 | | | | |
| MOORE BROTHERS CONSTRUCTION COMPANY | | | | | | |
| CONTRACT 02973063 | | TOTALS | 858,970.86 | .00 | .00 | 0.0 |
| SABINE AT FM 1(S), FM 3229, FM 1(N), FM 1592 | | 1.537 | \$ 653,337.94 | \$ 15,203.33 | \$ 146,551.37 | 23.6 |
| SH 103 AND FM 2784 | | | | | | |
| 0336-08-019 | | | | | | |
| CD 336-8-19 WIDEN GR, STRS, BASE & SURF | | | | | | |
| WORK ORDER- 11-07-96 | | WORK BEGAN- 11-18-96 | | | | |
| DATE WORK COMPLETED- | | TIME COMPUTED 11-23-96 | | | | |
| CONTRACT WORKING DAYS- 90 | | ADDL DAYS GRANTED- | | | | |
| WORKING DAYS CHARGED- 12 | | PERCENT TIME USED- 13 | | | | |
| T. L. JAMES & COMPANY, INC. | | | | | | |
| CONTRACT 10963063 | | TOTALS | 653,337.94 | 15,203.33 | 146,551.37 | 23.6 |
| SABINE ON FH 17 FR END OF FM 2343, S | | 6.344 | \$ 1,649,612.22 | \$.00 | \$.00 | .0 |
| CR FH 87 | | | | | | |
| 0911-29-006 | | | | | | |
| FH 92(4) GR, STRS & SURF | | | | | | |
| WORK ORDER- 12-06-96 | | WORK BEGAN- 00-00-00 | | | | |
| DATE WORK COMPLETED- | | TIME COMPUTED 12-22-96 | | | | |
| CONTRACT WORKING DAYS- 175 | | ADDL DAYS GRANTED- | | | | |
| WORKING DAYS CHARGED- 0 | | PERCENT TIME USED- 0 | | | | |
| T. L. JAMES & COMPANY, INC. | | | | | | |
| CONTRACT 11963008 | | TOTALS | 1,649,612.22 | .00 | .00 | 0.0 |

* NO CURRENT ESTIMATE PROCESSED AT THE TIME OF THIS RUN

* NO CURRENT ESTIMATE PROCESSED AT THE TIME OF THIS RUN

| * CONTRACT IDENTIFICATION AND INFORMATION | | * LENGTH | * CONTRACT AMOUNT | * AMOUNT THIS ESTIMATE | * TOTAL ESTIMATE TO DATE | * % COMP |
|---|--|----------|-------------------|------------------------|--------------------------|----------|
| SABINE AT TOLEDO BEND SLOUGH (RICE CREEK) | | .175 | \$ 489,800.88 | \$.00 | .00 | .0 |
| FM 2928 3266-01-006 BR 95(86) REPLACE BRIDGE AND APPROACHES | | | | | | |
| WORK ORDER- 12-20-96 DATE WORK COMPLETED- CONTRACT WORKING DAYS- 50 WORKING DAYS CHARGED- 0 | WORK BEGAN- 00-00-00 TIME COMPUTED 01-05-97 ADDL DAYS GRANTED- PERCENT TIME USED- 0 | | | | | |
| HODGES AND SON CONSTRUCTION COMPANY, INC. | | | | | | |
| CONTRACT 11963066 | | TOTALS | 489,800.88 | .00 | .00 | 0.0 |
| SAN AUGUSTINE BOTH SIDES OF SH 147 AND THE EL CAMINO REAL | | .001 | \$ 1,783,000.00 | \$.00 | .00 | .0 |
| YA 0911-30-005 STP 94(241)TE DEV OF MISSION DELORES & EL CAMINO REAL | | | | | | |
| WORK ORDER- 00-00-00 DATE WORK COMPLETED- CONTRACT WORKING DAYS- 195 WORKING DAYS CHARGED- 0 | WORK BEGAN- 00-00-00 TIME COMPUTED 00-00-00 ADDL DAYS GRANTED- PERCENT TIME USED- 0 | | | | | |
| MCKINNEY & MOORE, INC. | | | | | | |
| CONTRACT 01973043 | | TOTALS | 1,783,000.00 | .00 | .00 | 0.0 |
| SAN AUGUSTINE 1.0064-06-040 ATTOYAC RIVER SH 103 0.790 KM M OF SH 147 0336-07-043 CPM 336-7-43 ACP OVERLAY | | 10.087 | \$ 556,801.26 | \$.00 | .00 | .0 |
| WORK ORDER- 00-00-00 DATE WORK COMPLETED- CONTRACT WORKING DAYS- 40 WORKING DAYS CHARGED- 0 | WORK BEGAN- 00-00-00 TIME COMPUTED 00-00-00 ADDL DAYS GRANTED- PERCENT TIME USED- 0 | | | | | |
| MOORE BROTHERS CONSTRUCTION COMPANY | | | | | | |
| CONTRACT 02973069 | | TOTALS | 556,801.26 | .00 | .00 | 0.0 |
| SAN JACINTO AT HUFFMAN CREEK | | .132 | \$ 343,411.29 | \$ 67,059.07 | 291,004.94 | 89.1 |
| FM 222 3038-01-007 ER 95(187) REPLACE BRIDGE AND APPROACHES | | | | | | |
| WORK ORDER- 10-04-96 DATE WORK COMPLETED- CONTRACT WORKING DAYS- 65 WORKING DAYS CHARGED- 40 | WORK BEGAN- 11-05-96 TIME COMPUTED 10-20-96 ADDL DAYS GRANTED- PERCENT TIME USED- 62 | | | | | |
| SMITH & CO. | | | | | | |
| CONTRACT 09963061 | | TOTALS | 343,411.29 | 67,059.07 | 291,004.94 | 89.1 |
| SAN JACINTO LAKE LIVINGSTON DAM | | 2.332 | \$ 1,654,476.24 | \$ 27,272.03 | 1,747,521.03 | 99.9 |
| FM 3278 3198-02-003 C 3198-2-3 SW END TRINITY RIVER BRIDGE AT POLK C/L GR, STRS & SURF | | | | | | |
| WORK ORDER- 01-23-95 DATE WORK COMPLETED- CONTRACT WORKING DAYS- 180 WORKING DAYS CHARGED- 195 | WORK BEGAN- 03-28-95 TIME COMPUTED 02-08-95 ADDL DAYS GRANTED- 42 PERCENT TIME USED- 88 | | | | | |
| SMITH & CO. | | | | | | |
| CONTRACT 12940034 | | TOTALS | 3,603,070.91 | 30,534.83 | 3,756,305.87 | 99.9 |
| SHELBY AT US 59/US 84 INTERCHANGE IN TENAHA | | .400 | \$ 66,650.00 | \$.00 | 59,042.50 | 93.2 |
| US 96 0063-06-071 CL 63-6-71 LANDSCAPE DEVELOPMENT | | | | | | |
| WORK ORDER- 09-13-95 DATE WORK COMPLETED- CONTRACT WORKING DAYS- 60 WORKING DAYS CHARGED- 36 | WORK BEGAN- 11-07-95 TIME COMPUTED 09-29-95 ADDL DAYS GRANTED- PERCENT TIME USED- 60 | | | | | |
| TOMMY L. JOHNSON, INC. | | | | | | |
| CONTRACT 08950163 | | TOTALS | 66,650.00 | .00 | 59,042.50 | 93.2 |

| * CONTRACT IDENTIFICATION AND INFORMATION | | * LENGTH | * CONTRACT AMOUNT | * AMOUNT THIS ESTIMATE | * TOTAL ESTIMATE TO DATE | * % COMP |
|---|---|----------|---------------------------------------|------------------------|--------------------------|----------|
| SHELBY | SH 87 | 3.767 | \$ 982,057.89 | .00 | .00 | .0 |
| FM 414 | 0.8 MI W OF CANEY CREEK | | | | | |
| 0743-03-009 | | | | | | |
| CSR 743-3-9 | HIDEN GRADING, STRUCTURES, BASE & SURF | | | | | |
| WORK ORDER- 11-05-96 | WORK BEGAN- 00-00-00 | | | | | |
| DATE WORK COMPLETED- | TIME COMPUTED 11-21-96 | | | | | |
| CONTRACT WORKING DAYS- | ADDL DAYS GRANTED- | | | | | |
| WORKING DAYS CHARGED- | PERCENT TIME USED- 0 | | | | | |
| CCE, INC. | | | | | | |
| | CONTRACT 09963028 | TOTALS | 982,057.89 | .00 | .00 | 0.0 |
| TRINITY | END OF C & G IN TRINITY | 2.485 | \$ 3,811,817.53 | 80,083.85 | 2,668,446.36 | 73.7 |
| SH 19 | 0.2 MI S OF FM 1617 | | | | | |
| 0109-07-034 | | | | | | |
| STP 95(254)RM | HIDEN GRADING, STRUCTURES AND SURFACING | | | | | |
| WORK ORDER- 11-01-95 | WORK BEGAN- 12-14-95 | | | | | |
| DATE WORK COMPLETED- | TIME COMPUTED 11-17-95 | | | | | |
| CONTRACT WORKING DAYS- | ADDL DAYS GRANTED- 19 | | | | | |
| WORKING DAYS CHARGED- | PERCENT TIME USED- 60 | | | | | |
| SOUTHWEST ASPHALT MATERIALS, INC. | | | | | | |
| | CONTRACT 09950041 | TOTALS | 3,811,817.53 | 80,083.85 | 2,668,446.36 | 73.7 |
| | | | DISTRICT CONTRACT AMOUNT | 46,196,632.49 | | |
| | | | DISTRICT ESTIMATES THIS MONTH | 799,011.58 | | |
| | | | DISTRICT TOTAL ESTIMATES PAID TO DATE | 24,525,927.67 | | |

| * CONTRACT IDENTIFICATION AND INFORMATION | | * LENGTH | * CONTRACT AMOUNT | * AMOUNT THIS ESTIMATE | * TOTAL ESTIMATE TO DATE | * % COMP |
|--|--|------------------------|--|------------------------|--------------------------|-------------------|
| BRAZORIA 0.112 MI N OF FM 2004 | | 2.993 | \$ 33,890.00 | \$.00 | 24,518.15 | 72.3 |
| BS 288B 0.038 MI S OF OYSTER CR BR | | | | | | |
| 0111-08-098 | | | | | | |
| C 111-8-98 LANDSCAPE DEVELOPMENT | | | | | | |
| WORK ORDER- 02-25-94 | | WORK BEGAN- 03-16-94 | ***** | | | |
| DATE WORK COMPLETED- | | TIME COMPUTED 03-13-94 | * NO CURRENT ESTIMATE PROCESSED AT THE | | | |
| CONTRACT WORKING DAYS- 30 | | ADDL DAYS GRANTED- | * TIME OF THIS RUN | | | |
| WORKING DAYS CHARGED- 11 | | PERCENT TIME USED- 37 | ***** | | | |
| C.H.C. AND SONS LAWN SYSTEMS | | CONTRACT 01940017 | TOTALS | 33,890.00 | .00 | 24,518.15 72.3 |
| BRAZORIA 500' S. OF MPRR | | .632 | \$ 83,442.02 | \$.00 | .00 | .0 |
| BS 288B CEMETERY RD. | | | | | | |
| 0111-07-040 | | | | | | |
| CSR 111-7-40 CONSTR CTWLTL | | | | | | |
| BRAZORIA OYSTER CREEK | | 2.048 | \$ 197,100.87 | \$.00 | .00 | .0 |
| BS 288B PLANTATION RD. | | | | | | |
| 0111-08-105 | | | | | | |
| CSR 111-8-105 CONSTR CTWLTL | | | | | | |
| WORK ORDER- 03-06-97 | | WORK BEGAN- 00-00-00 | ***** | | | |
| DATE WORK COMPLETED- | | TIME COMPUTED 03-22-97 | * NO CURRENT ESTIMATE PROCESSED AT THE | | | |
| CONTRACT WORKING DAYS- 45 | | ADDL DAYS GRANTED- | * TIME OF THIS RUN | | | |
| WORKING DAYS CHARGED- 0 | | PERCENT TIME USED- 0 | ***** | | | |
| DURWOOD GREENE CONSTRUCTION CO. | | CONTRACT 01973038 | TOTALS | 280,542.89 | .00 | .00 0.0 |
| BRAZORIA AT PEACH POINT WILDLIFE MANAGEMENT AREA | | 9.489 | \$ 309,409.51 | \$.00 | .00 | .0 |
| PW | | | | | | |
| 0912-31-077 | | | | | | |
| C 912-31-77 BS, GR & SURF | | | | | | |
| WORK ORDER- 02-07-97 | | WORK BEGAN- 00-00-00 | ***** | | | |
| DATE WORK COMPLETED- | | TIME COMPUTED 02-23-97 | * NO CURRENT ESTIMATE PROCESSED AT THE | | | |
| CONTRACT WORKING DAYS- 56 | | ADDL DAYS GRANTED- | * TIME OF THIS RUN | | | |
| WORKING DAYS CHARGED- 0 | | PERCENT TIME USED- 0 | ***** | | | |
| DURWOOD GREENE CONSTRUCTION CO. | | CONTRACT 01973072 | TOTALS | 309,409.51 | .00 | .00 0.0 |
| BRAZORIA BS 35C (S) | | 12.098 | \$ 3,618,105.23 | \$ 19,679.63 | 1,648,735.68 | 48.0 |
| SH 35 SPUR 28 | | | | | | |
| 0178-03-118 | | | | | | |
| STP 96(641)R ACP O/L & ADD SHLDR | | | | | | |
| WORK ORDER- 04-18-96 | | WORK BEGAN- 06-03-96 | ***** | | | |
| DATE WORK COMPLETED- | | TIME COMPUTED 05-04-96 | * NO CURRENT ESTIMATE PROCESSED AT THE | | | |
| CONTRACT WORKING DAYS- 252 | | ADDL DAYS GRANTED- | * TIME OF THIS RUN | | | |
| WORKING DAYS CHARGED- 111 | | PERCENT TIME USED- 44 | ***** | | | |
| DURWOOD GREENE CONSTRUCTION CO. | | CONTRACT 03963005 | TOTALS | 3,618,105.23 | 19,679.63 | 1,648,735.68 48.0 |
| BRAZORIA ORANGE | | 3.610 | \$ 289,173.90 | \$.00 | 280,168.63 | 99.9 |
| SH 35 WALNUT | | | | | | |
| 0178-02-069 | | | | | | |
| CM 96(633) INST ATMS | | | | | | |
| WORK ORDER- 04-11-96 | | WORK BEGAN- 07-08-96 | ***** | | | |
| DATE WORK COMPLETED- | | TIME COMPUTED 06-11-96 | * NO CURRENT ESTIMATE PROCESSED AT THE | | | |
| CONTRACT WORKING DAYS- 52 | | ADDL DAYS GRANTED- | * TIME OF THIS RUN | | | |
| WORKING DAYS CHARGED- 42 | | PERCENT TIME USED- 81 | ***** | | | |
| AUSTIN TRAFFIC SIGNAL CONSTRUCTION CO. | | CONTRACT 03963061 | TOTALS | 289,173.90 | .00 | 280,168.63 99.9 |
| BRAZORIA PARK | | 4.794 | \$ 317,714.28 | \$ 18,452.33 | 56,288.26 | 18.6 |
| SH 288 SH 36 | | | | | | |
| 0111-08-104 | | | | | | |
| CM 96(694) INSTALL ATMS | | | | | | |
| WORK ORDER- 08-28-96 | | WORK BEGAN- 11-18-96 | ***** | | | |
| DATE WORK COMPLETED- | | TIME COMPUTED 10-28-96 | * NO CURRENT ESTIMATE PROCESSED AT THE | | | |
| CONTRACT WORKING DAYS- 72 | | ADDL DAYS GRANTED- | * TIME OF THIS RUN | | | |
| WORKING DAYS CHARGED- 45 | | PERCENT TIME USED- 63 | ***** | | | |
| COMSAT CORPORATION | | CONTRACT 05963013 | TOTALS | 317,714.28 | 18,452.33 | 56,288.26 18.6 |

| * CONTRACT IDENTIFICATION AND INFORMATION | | * LENGTH | * CONTRACT AMOUNT | * AMOUNT THIS ESTIMATE | * TOTAL ESTIMATE TO DATE | * % COMP |
|---|------------------------------------|----------|-------------------|------------------------|--------------------------|----------|
| ***** | | | | | | |
| BRAZORIA | AT INTRACOASTAL CANAL | 1.462 | \$ 13,993,312.17 | \$ 177,279.69 | \$ 7,303,686.63 | 54.9 |
| ***** | | | | | | |
| SH 332 | | | | | | |
| 0586-01-053 | | | | | | |
| BR 95(117) | REPL STR #5 & APPRS | | | | | |
| ***** | | | | | | |
| WORK ORDER- 08-03-95 | | | | | | |
| DATE WORK COMPLETED- | | | | | | |
| CONTRACT WORKING DAYS- | 480 | | | | | |
| WORKING DAYS CHARGED- | 279 | | | | | |
| WORK BEGAN- 09-21-95 | | | | | | |
| TIME COMPUTED 08-19-95 | | | | | | |
| ADDL DAYS GRANTED- | 2 | | | | | |
| PERCENT TIME USED- | 58 | | | | | |
| ***** | | | | | | |
| H. B. ZACHRY COMPANY | | | | | | |
| | CONTRACT 06950079 | TOTALS | 13,993,312.17 | 177,279.69 | 7,303,686.63 | 54.9 |
| ***** | | | | | | |
| BRAZORIA | 0.40 MI. N OF C.R. 58 | 1.458 | \$ 387,654.97 | \$ 9,666.32 | \$ 394,184.75 | 100.0 |
| ***** | | | | | | |
| SH 288 | 0.35 MI. S OF C.R. 48(N) | | | | | |
| 0598-02-032 | | | | | | |
| CPM 598-2-32 | OCST, ACP O/L & PVMT MRK (IN SECT) | | | | | |
| ***** | | | | | | |
| BRAZORIA | FM 521 | 5.696 | \$ 431,151.22 | \$ 10,235.08 | \$ 435,803.98 | 100.0 |
| ***** | | | | | | |
| FM 655 | RAMSEY PRISON FARM UNIT NO.1 | | | | | |
| 1043-01-008 | | | | | | |
| AR 1043-1-8 | BS REP & ACP O/L | | | | | |
| ***** | | | | | | |
| BRAZORIA | FM 655 | 1.259 | \$ 98,740.87 | \$ 4,355.39 | \$ 158,674.22 | 100.0 |
| ***** | | | | | | |
| FM 655S | RAMSEY PRISON FARM UNIT NO. 2 | | | | | |
| 1043-02-002 | | | | | | |
| AR 1043-2-2 | BS REP & ACP O/L | | | | | |
| ***** | | | | | | |
| WORK ORDER- 08-13-96 | | | | | | |
| DATE WORK COMPLETED- | | | | | | |
| CONTRACT WORKING DAYS- | 50 | | | | | |
| WORKING DAYS CHARGED- | 38 | | | | | |
| WORK BEGAN- 09-24-96 | | | | | | |
| TIME COMPUTED 08-29-96 | | | | | | |
| ADDL DAYS GRANTED- | 2 | | | | | |
| PERCENT TIME USED- | 73 | | | | | |
| ***** | | | | | | |
| DURWOOD GREENE CONSTRUCTION CO. | | | | | | |
| | CONTRACT 07963100 | TOTALS | 917,547.06 | 24,256.79 | 988,662.95 | 100.0 |
| ***** | | | | | | |
| BRAZORIA | AT OYSTER CREEK DR | 1.041 | \$ 2,959,071.36 | \$ 116,897.31 | \$ 1,175,348.88 | 41.8 |
| ***** | | | | | | |
| SH 288 | | | | | | |
| 0598-04-014 | | | | | | |
| STP 96(817)UM | GR, STRS, BASE & PVT | | | | | |
| ***** | | | | | | |
| WORK ORDER- 09-23-96 | | | | | | |
| DATE WORK COMPLETED- | | | | | | |
| CONTRACT WORKING DAYS- | 196 | | | | | |
| WORKING DAYS CHARGED- | 49 | | | | | |
| WORK BEGAN- 10-03-96 | | | | | | |
| TIME COMPUTED 10-09-96 | | | | | | |
| ADDL DAYS GRANTED- | 25 | | | | | |
| PERCENT TIME USED- | | | | | | |
| ***** | | | | | | |
| CHAMPAGNE-WEBBER INC., TEXAS | | | | | | |
| | CONTRACT 08963031 | TOTALS | 2,959,071.36 | 116,897.31 | 1,175,348.88 | 41.8 |
| ***** | | | | | | |
| BRAZORIA | AT SEA CENTER FISH HATCHERY | .521 | \$ 737,687.85 | \$ 4,839.88 | \$ 679,969.20 | 97.0 |
| ***** | | | | | | |
| PH | | | | | | |
| 0912-31-075 | | | | | | |
| C 912-31-75 | CONSTR RD,WALKS & DRAINAGE | | | | | |
| ***** | | | | | | |
| WORK ORDER- 09-13-96 | | | | | | |
| DATE WORK COMPLETED- | | | | | | |
| CONTRACT WORKING DAYS- | 90 | | | | | |
| WORKING DAYS CHARGED- | 70 | | | | | |
| WORK BEGAN- 09-26-96 | | | | | | |
| TIME COMPUTED 09-29-96 | | | | | | |
| ADDL DAYS GRANTED- | 78 | | | | | |
| PERCENT TIME USED- | | | | | | |
| ***** | | | | | | |
| ROADWAY CONSTRUCTION, INC. | | | | | | |
| | CONTRACT 08963103 | TOTALS | 737,687.85 | 4,839.88 | 679,969.20 | 97.0 |
| ***** | | | | | | |
| BRAZORIA | 0.900 MI E OF FM 1128 | 3.533 | \$ 8,728,024.91 | \$ 24,834.12 | \$ 8,317,239.15 | 99.9 |
| ***** | | | | | | |
| SH 6 | 2.790 MI W OF LP BS 35-C | | | | | |
| 0192-02-044 | | | | | | |
| C 192-2-44 | GR, STRS, SURF FOR ADDL LN | | | | | |
| ***** | | | | | | |
| WORK ORDER- 10-28-94 | | | | | | |
| DATE WORK COMPLETED- | | | | | | |
| CONTRACT WORKING DAYS- | 300 | | | | | |
| WORKING DAYS CHARGED- | 312 | | | | | |
| WORK BEGAN- 11-28-94 | | | | | | |
| TIME COMPUTED 11-13-94 | | | | | | |
| ADDL DAYS GRANTED- | 18 | | | | | |
| PERCENT TIME USED- | 98 | | | | | |
| ***** | | | | | | |
| H. B. ZACHRY COMPANY | | | | | | |
| | CONTRACT 09940002 | TOTALS | 8,728,024.91 | 24,834.12 | 8,317,239.15 | 99.9 |
| ***** | | | | | | |

| * CONTRACT IDENTIFICATION AND INFORMATION | | * LENGTH | * CONTRACT AMOUNT | * AMOUNT THIS ESTIMATE | * TOTAL ESTIMATE TO DATE | * % COMP | |
|---|--|---|---|------------------------|--------------------------|---------------|-------|
| BRAZORIA SH 332/SH 288 WITH BS 288 INTERCHANGE | | .001 | \$ 452,735.57' | 59,539.35' | 154,099.77' | 35.8' | |
| 0586-01-059 STP 96(873)HES SAFETY LIGHTING | | | | | | | |
| WORK ORDER- 10-07-96 DATE WORK COMPLETED- CONTRACT WORKING DAYS- WORKING DAYS CHARGED- | | 90 14 | WORK BEGAN- 01-24-97 TIME COMPUTED 12-07-96 ADDL DAYS GRANTED- PERCENT TIME USED- 16 | | | | |
| MICA CORPORATION | | | | | | | |
| CONTRACT 09963046 | | TOTALS | 452,735.57' | 59,539.35' | 154,099.77' | 35.8' | |
| BRAZORIA SH 35 0178-02-070 CPM 178-2-70 | | 1.3 MI N OF FM 528 SH 6 | \$ 25,544.37' | .00' | 1,923.75' | 7.9' | |
| FULL DEPTH CONCRETE REPAIR | | | | | | | |
| BRAZORIA SH 35 0178-03-121 CPM 178-3-121 | | 2.010 | \$ 21,873.11' | .00' | 1,154.25' | 5.5' | |
| FULL DEPTH CONCRETE REPAIR | | | | | | | |
| BRAZORIA SH 288 0598-02-030 CPM 598-2-30 | | 16.303 | \$ 149,513.74' | 30,191.83' | 67,399.31' | 47.4' | |
| HARRIS C/L FM 1462 | | | | | | | |
| FULL DEPTH CONCRETE REPAIR | | | | | | | |
| WORK ORDER- 10-23-96 DATE WORK COMPLETED- CONTRACT WORKING DAYS- WORKING DAYS CHARGED- | | 50 18 | WORK BEGAN- 12-03-96 TIME COMPUTED 11-08-96 ADDL DAYS GRANTED- PERCENT TIME USED- 36 | | | | |
| MARCO SERVICES, L.C. | | | | | | | |
| CONTRACT 09963069 | | TOTALS | 196,931.22' | 30,191.83' | 70,477.31' | 37.6' | |
| BRAZORIA CS 0912-31-054 BR 94(5)OX | | JOHN LIZER RD AT MARY'S CREEK IN PEARLAND | .083 | \$ 300,575.03' | 59,565.00' | 59,565.00' | 20.8' |
| REPL BR | | | | | | | |
| BRAZORIA CS 0912-31-055 BR 94(6)OX | | VETERAN'S DR AT MARY'S CREEK IN PEARLAND | .137 | \$ 412,182.47' | 14,962.50' | 14,962.50' | 3.8' |
| REPLC BR | | | | | | | |
| WORK ORDER- 01-16-97 DATE WORK COMPLETED- CONTRACT WORKING DAYS- WORKING DAYS CHARGED- | | 110 24 | WORK BEGAN- 02-03-97 TIME COMPUTED 02-01-97 ADDL DAYS GRANTED- PERCENT TIME USED- 22 | | | | |
| HUBCO, INC. | | | | | | | |
| CONTRACT 11963025 | | TOTALS | 712,757.50' | 74,527.50' | 74,527.50' | 11.0' | |
| BRAZORIA SH 36 0188-04-037 CM 97(2) | | GAINS MP RR INST ATMS | 2.064 | \$ 142,398.50' | 29,763.50' | 68,588.57' | 50.7' |
| WORK ORDER- 12-04-96 DATE WORK COMPLETED- CONTRACT WORKING DAYS- WORKING DAYS CHARGED- | | 26 8 | WORK BEGAN- 01-08-97 TIME COMPUTED 12-20-96 ADDL DAYS GRANTED- PERCENT TIME USED- 31 | | | | |
| TEXAS TRAFFIC CONTROL SYSTEMS, INC. | | | | | | | |
| CONTRACT 11963053 | | TOTALS | 142,398.50' | 29,763.50' | 68,588.57' | 50.7' | |
| BRAZORIA SH 6 0192-02-045 NH 96(10)M | | 2.790 MI W OF BS 35C (STA 545+00) 0.142 MI E OF BS 35C | 2.932 | \$ 11,539,409.20' | 124,299.07' | 2,064,261.95' | 18.8' |
| GR, STRS, SURF | | | | | | | |
| WORK ORDER- 03-26-96 DATE WORK COMPLETED- CONTRACT WORKING DAYS- WORKING DAYS CHARGED- | | 300 95 | WORK BEGAN- 04-17-96 TIME COMPUTED 04-11-96 ADDL DAYS GRANTED- PERCENT TIME USED- 32 | | | | |
| H. B. ZACHRY COMPANY | | | | | | | |
| CONTRACT 12950041 | | TOTALS | 11,539,409.20' | 124,299.07' | 2,064,261.95' | 18.8' | |

| * CONTRACT IDENTIFICATION AND INFORMATION | | * LENGTH | * CONTRACT AMOUNT | * AMOUNT THIS ESTIMATE | * TOTAL ESTIMATE TO DATE | * % COMP |
|---|--|--|-------------------|------------------------|--------------------------|-------------------|
| BRAZORIA CR 569 AT OYSTER CREEK | | .175 | \$ 314,122.65' | 17,430.83' | 235,963.09' | 79.0' |
| CR 0912-31-051 BR 93(111)OX REPLC BR | | | | | | |
| WORK ORDER- 03-26-96 DATE WORK COMPLETED- CONTRACT WORKING DAYS- 105 WORKING DAYS CHARGED- 62 | | WORK BEGAN- 06-10-96 TIME COMPUTED 04-11-96 ADDL DAYS GRANTED- PERCENT TIME USED- 59 | | | | |
| TOM-MAC, INC. | | CONTRACT 12950062 | TOTALS | 314,122.65' | 17,430.83' | 235,963.09' 79.0' |
| BRAZORIA BS 2888 BS 2888 0111-09-032 C 111-9-32 | | TRAFFIC SIGNAL | CONTRACT 12960062 | TOTALS | 131,758.73' | .00' .0' |
| WORK ORDER- 01-07-97 DATE WORK COMPLETED- CONTRACT WORKING DAYS- 82 WORKING DAYS CHARGED- 0 | | WORK BEGAN- 00-00-00 TIME COMPUTED 03-09-97 ADDL DAYS GRANTED- PERCENT TIME USED- 0 | | | | |
| TEXAS TRAFFIC CONTROL SYSTEMS, INC. | | CONTRACT 12963042 | TOTALS | 131,758.73' | .00' | .00' 0.0' |
| BRAZORIA VA 0912-31-076 CPM 912-31-76 | | FM 521 AND FM 2611 AT SAN BERNARD RIVER, FM 2004 AT CHOCOLATE BAYOU | CONTRACT 12963042 | TOTALS | 380,507.86' | .00' .0' |
| WORK ORDER- 01-30-97 DATE WORK COMPLETED- CONTRACT WORKING DAYS- 34 WORKING DAYS CHARGED- 1 | | WORK BEGAN- 02-17-97 TIME COMPUTED 02-15-97 ADDL DAYS GRANTED- PERCENT TIME USED- 3 | | | | |
| CHAMPAGNE-WEBBER INC., TEXAS | | CONTRACT 12963054 | TOTALS | 480,768.10' | 58,533.87' | 58,533.87' 12.8' |
| FORT BEND US 90 0271-10-008 CM 97(49) | | FM 1463 HARRIS COUNTY LINE INST ATMS | CONTRACT 01973049 | TOTALS | 208,740.75' | .00' 0.0' |
| WORK ORDER- 02-10-97 DATE WORK COMPLETED- CONTRACT WORKING DAYS- 48 WORKING DAYS CHARGED- 0 | | WORK BEGAN- 00-00-00 TIME COMPUTED 02-26-97 ADDL DAYS GRANTED- PERCENT TIME USED- 0 | | | | |
| AUSTIN TRAFFIC SIGNAL CONSTRUCTION CO. | | CONTRACT 01973049 | TOTALS | 208,740.75' | .00' | .00' 0.0' |
| FORT BEND US 90A 0027-08-138 CM 96(5) | | FM 1092 FM 2234 INTERCONNECT SIGNALS | CONTRACT 02960013 | TOTALS | 641,153.20' | .00' 72.3' |
| WORK ORDER- 03-22-96 DATE WORK COMPLETED- CONTRACT WORKING DAYS- 120 WORKING DAYS CHARGED- 128 | | WORK BEGAN- 05-31-96 TIME COMPUTED 05-22-96 ADDL DAYS GRANTED- PERCENT TIME USED- 107 | | | | |
| GEORGE M. CONSTRUCTION, INC. | | CONTRACT 02960013 | TOTALS | 641,153.20' | .00' | 437,891.80' 72.3' |
| FORT BEND US 90A 0027-08-141 C 27-8-141 | | ENTRANCE TO CENTRAL PRISON UNIT NEAR SUGAR LAND TRAFFIC SIGNAL | CONTRACT 02973012 | TOTALS | 117,470.06' | .00' 0.0' |
| WORK ORDER- 00-00-00 DATE WORK COMPLETED- CONTRACT WORKING DAYS- 67 WORKING DAYS CHARGED- 0 | | WORK BEGAN- 00-00-00 TIME COMPUTED 00-00-00 ADDL DAYS GRANTED- PERCENT TIME USED- 0 | | | | |
| STATEWIDE TRAFFIC SIGNAL COMPANY | | CONTRACT 02973012 | TOTALS | 117,470.06' | .00' | .00' 0.0' |

| * CONTRACT IDENTIFICATION AND INFORMATION | | *LENGTH* | * CONTRACT AMOUNT | * AMOUNT THIS ESTIMATE | * TOTAL ESTIMATE TO DATE | * % COMP |
|--|--|----------|-------------------|------------------------|--------------------------|----------|
| FORT BEND HARRIS COUNTY LINE FM 1092 AVE E 1257-01-035 CLM 1257-1-35 LANDSCAPE DEV | | 2.290 | \$ 79,789.98 | \$.00 | 46,792.57 | 32.9 |
| WORK ORDER- 05-15-96 DATE WORK COMPLETED- CONTRACT WORKING DAYS- 60 WORKING DAYS CHARGED- 78 | | | | | | |
| WORK BEGAN- 06-15-96 TIME COMPUTED 05-31-96 ADDL DAYS GRANTED- PERCENT TIME USED- 130 | | | | | | |
| EVE HARDIN INTERNATIONAL, INC. | | | | | | |
| CONTRACT 04963017 | | TOTALS | 79,789.98 | .00 | 46,792.57 | 32.9 |
| FORT BEND US 59 S, SE FRTG RD US 59 US 90A 0027-12-093 C 27-12-93 TRF SIG W/SFTY LTG | | .189 | \$ 168,295.49 | 20,916.15 | 64,479.05 | 40.3 |
| FORT BEND AT SANSBURY FM 2759 NEAR SUGAR LAND 1415-03-005 C 1415-3-5 TRAFFIC SIGNAL | | .346 | \$ 168,229.24 | 88,844.30 | 103,331.80 | 64.6 |
| WORK ORDER- 07-09-96 DATE WORK COMPLETED- CONTRACT WORKING DAYS- 60 WORKING DAYS CHARGED- 59 | | | | | | |
| WORK BEGAN- 11-26-96 TIME COMPUTED 10-08-96 ADDL DAYS GRANTED- PERCENT TIME USED- 98 | | | | | | |
| GEORGE M. CONSTRUCTION, INC. | | | | | | |
| CONTRACT 06963012 | | TOTALS | 336,524.73 | 109,760.45 | 167,810.85 | 52.4 |
| FORT BEND BRAZOS RIVER US 90A FM 1876 (IN SECTIONS) 0027-08-129 STP 96(773)R LEVELUP & ACP O/L | | 8.129 | \$ 3,472,419.12 | 419,103.28 | 2,200,911.56 | 66.7 |
| WORK ORDER- 08-08-96 DATE WORK COMPLETED- CONTRACT WORKING DAYS- 211 WORKING DAYS CHARGED- 66 | | | | | | |
| WORK BEGAN- 09-10-96 TIME COMPUTED 08-24-96 ADDL DAYS GRANTED- PERCENT TIME USED- 31 | | | | | | |
| JONES G. FINKE INC. | | | | | | |
| CONTRACT 07963006 | | TOTALS | 3,472,419.12 | 419,103.28 | 2,200,911.56 | 66.7 |
| FORT BEND GOLFVIEW DR AT RABBS BAYOU IN RICHMOND CS 0912-34-065 BR 95(33)OX REPLC BR | | .054 | \$ 139,013.00 | 14,444.06 | 130,270.39 | 98.6 |
| WORK ORDER- 08-20-96 DATE WORK COMPLETED- CONTRACT WORKING DAYS- 60 WORKING DAYS CHARGED- 58 | | | | | | |
| WORK BEGAN- 09-30-96 TIME COMPUTED 09-05-96 ADDL DAYS GRANTED- 2 PERCENT TIME USED- 94 | | | | | | |
| C.C. CARLTON CONSTRUCTION CO. | | | | | | |
| CONTRACT 07963028 | | TOTALS | 139,013.00 | 14,444.06 | 130,270.39 | 98.6 |
| FORT BEND 5.2 MI W OF ROSENBERG SP 10 US 59 FRWY 0187-05-034 NH 96(775)M GR, STRS, BS, PAV, LTG, SIGNING & SIGNAL | | 4.245 | \$ 8,596,616.58 | 489,028.88 | 3,620,990.34 | 44.3 |
| WORK ORDER- 09-04-96 DATE WORK COMPLETED- CONTRACT WORKING DAYS- 360 WORKING DAYS CHARGED- 49 | | | | | | |
| WORK BEGAN- 09-23-96 TIME COMPUTED 09-20-96 ADDL DAYS GRANTED- PERCENT TIME USED- 14 | | | | | | |
| BROWN & ROOT, INC. | | | | | | |
| CONTRACT 07963056 | | TOTALS | 8,596,616.58 | 489,028.88 | 3,620,990.34 | 44.3 |
| FORT BEND AT SAN BERNARD RIVER US 90A 0027-06-043 BR 95(153) REPL BR | | .322 | \$ 2,548,415.58 | 43,221.16 | 2,325,519.74 | 96.0 |
| WORK ORDER- 10-10-95 DATE WORK COMPLETED- CONTRACT WORKING DAYS- 265 WORKING DAYS CHARGED- 235 | | | | | | |
| WORK BEGAN- 10-25-95 TIME COMPUTED 10-26-95 ADDL DAYS GRANTED- 2 PERCENT TIME USED- 88 | | | | | | |
| CHAMPAGNE-HEBBER INC., TEXAS | | | | | | |
| CONTRACT 08950043 | | TOTALS | 2,548,415.58 | 43,221.16 | 2,325,519.74 | 96.0 |

* ESTIMATE HAS BEEN BY-PASSED *

| * CONTRACT IDENTIFICATION AND INFORMATION | | * LENGTH | * CONTRACT AMOUNT | * AMOUNT THIS ESTIMATE | * TOTAL ESTIMATE TO DATE | * % COMP |
|--|---|----------|-------------------|------------------------|--------------------------|----------|
| FORT BEND BRANDON RD AT TURKEY CREEK CR IN FORT BEND COUNTY 0912-34-063 BR 95(31)OX REPL BR | | .047 | \$ 153,086.00 | \$ 38,390.56 | \$ 75,698.12 | 52.0 |
| WORK ORDER- 10-17-96 DATE WORK COMPLETED- CONTRACT WORKING DAYS- 60 WORKING DAYS CHARGED- 40 | WORK BEGAN- 11-20-96 TIME COMPUTED 11-02-96 ADDL DAYS GRANTED- PERCENT TIME USED- 67 | | | | | |
| HUBCO, INC. CONTRACT 08963043 | | TOTALS | 153,086.00 | 38,390.56 | 75,698.12 | 52.0 |
| FORT BEND WEST AIRPORT BLVD AT INDUSTRIAL BLVD CS IN SUGAR LAND 0912-34-073 CM 96(746) TRAF SIG | | .002 | \$ 153,531.69 | \$ 32,434.77 | \$ 99,468.06 | 68.1 |
| WORK ORDER- 09-13-96 DATE WORK COMPLETED- CONTRACT WORKING DAYS- 71 WORKING DAYS CHARGED- 34 | WORK BEGAN- 11-27-96 TIME COMPUTED 11-13-96 ADDL DAYS GRANTED- PERCENT TIME USED- 48 | | | | | |
| FLORIDA TRAFFIC CONTROL DEVICES, INC. CONTRACT 08963068 | | TOTALS | 153,531.69 | 32,434.77 | 99,468.06 | 68.1 |
| HARRIS 1650' N OF OF OLD RICHMOND RD FM 1876 FORT BEND C/L 1743-01-004 STP 96(820)MM GR, STRS, BASE & PAV | | .352 | \$ 1,426,545.34 | .00 | \$ 163,447.50 | 12.0 |
| FORT BEND HARRIS C/L FM 1876 LAKEVIEW DR 1743-02-016 MAM STP 96(821)MM ACQ OF ROW FOR GR, STRS, BS & SURF | | 3.004 | \$ 10,261,239.62 | \$ 181,379.57 | \$ 852,318.97 | 8.7 |
| FORT BEND US 90A FM 1876 BELLFORT 1743-02-021 CM 96(822) INST ATMS | | 2.672 | \$ 297,956.00 | .00 | \$ 20,900.00 | 7.3 |
| WORK ORDER- 11-08-96 DATE WORK COMPLETED- CONTRACT WORKING DAYS- 450 WORKING DAYS CHARGED- 13 | WORK BEGAN- 12-19-96 TIME COMPUTED 02-07-97 ADDL DAYS GRANTED- PERCENT TIME USED- 3 | | | | | |
| BROWN & ROOT, INC. CONTRACT 09963035 | | TOTALS | 11,985,740.96 | 181,379.57 | 1,036,666.47 | 9.1 |
| FORT BEND BURNEY RD AT VOSS RD IN SUGAR LAND CS 0912-34-071 CM 96(845) TRAF SIG | | .002 | \$ 105,517.74 | .00 | .00 | .0 |
| WORK ORDER- 01-28-97 DATE WORK COMPLETED- CONTRACT WORKING DAYS- 60 WORKING DAYS CHARGED- 0 | WORK BEGAN- 00-00-00 TIME COMPUTED 03-30-97 ADDL DAYS GRANTED- PERCENT TIME USED- 0 | | | | | |
| KENMOR ELECTRIC COMPANY, INC. CONTRACT 11963014 | | TOTALS | 105,517.74 | .00 | .00 | 0.0 |
| FORT BEND FM 1092 FM 3345 FM 2234 3420-01-008 CLM 3420-1-8 LANDSCAPE DEVELOPMENT | | 2.200 | \$ 128,444.00 | \$ 44,438.20 | \$ 44,438.20 | 36.4 |
| WORK ORDER- 12-09-96 DATE WORK COMPLETED- CONTRACT WORKING DAYS- 60 WORKING DAYS CHARGED- 12 | WORK BEGAN- 01-21-97 TIME COMPUTED 12-25-96 ADDL DAYS GRANTED- PERCENT TIME USED- 20 | | | | | |
| SKYHAWK CONSTRUCTION CO., INC. CONTRACT 11963020 | | TOTALS | 128,444.00 | 44,438.20 | 44,438.20 | 36.4 |

* NO CURRENT ESTIMATE PROCESSED AT THE
* TIME OF THIS RUN

| * CONTRACT IDENTIFICATION AND INFORMATION | | * LENGTH | * CONTRACT AMOUNT | * AMOUNT THIS ESTIMATE | * TOTAL ESTIMATE TO DATE | * % COMP |
|---|---------------------------|----------|-------------------|------------------------|--------------------------|----------|
| FORT BEND CITY HALL DRIVE SH 36 IN ROSENBERG 0188-01-024 C 188-1-24 TRAFFIC SIGNAL | | .002 | \$ 90,889.90 | \$.00 | .00 | .0 |
| WORK ORDER- 12-04-96 | WORK BEGAN- 00-00-00 | | | | | |
| DATE WORK COMPLETED- | TIME COMPUTED 02-03-97 | | | | | |
| CONTRACT WORKING DAYS- | 66 ADDL DAYS GRANTED- | | | | | |
| WORKING DAYS CHARGED- | 5 PERCENT TIME USED- 8 | | | | | |
| H J HENKE COMPANY | | | | | | |
| CONTRACT 11963056 | | TOTALS | 90,889.90 | .00 | .00 | 0.0 |
| FORT BEND US 90 | | .568 | \$ 2,175,749.65 | \$ 67,958.15 | \$ 1,743,426.89 | 84.3 |
| FM 1463 IH 10 0188-10-008 AR 188-10-8 MID TO 4 LN DIV C & G | | | | | | |
| WORK ORDER- 01-18-96 | WORK BEGAN- 02-26-96 | | | | | |
| DATE WORK COMPLETED- | TIME COMPUTED 02-03-96 | | | | | |
| CONTRACT WORKING DAYS- | 270 ADDL DAYS GRANTED- | | | | | |
| WORKING DAYS CHARGED- | 123 PERCENT TIME USED- 46 | | | | | |
| HASSELL CONSTRUCTION COMPANY, INC. | | | | | | |
| CONTRACT 12950050 | | TOTALS | 2,175,749.65 | 67,958.15 | 1,743,426.89 | 84.3 |
| FORT BEND FOURTH ST | | .001 | \$ 222,500.00 | \$.00 | .00 | .0 |
| CS FIFTH ST IN RICHMOND 0912-34-067 STP 95(250)TE TRANSPORTATION ENHANCEMENT | | | | | | |
| WORK ORDER- 01-03-97 | WORK BEGAN- 01-20-97 | | | | | |
| DATE WORK COMPLETED- | TIME COMPUTED 01-19-97 | | | | | |
| CONTRACT WORKING DAYS- | 180 ADDL DAYS GRANTED- | | | | | |
| WORKING DAYS CHARGED- | 41 PERCENT TIME USED- 23 | | | | | |
| R. H. TONETTI CONSTRUCTION COMPANY | | | | | | |
| CONTRACT 12963020 | | TOTALS | 222,500.00 | .00 | .00 | 0.0 |
| GALVESTON ON JOHNNY PALMER RD FROM IH 45 | | 1.060 | \$ 1,174,064.90 | \$.00 | .00 | .0 |
| CS FM 1764 IN TEXAS CITY 0912-73-052 STP 95(373)UM RECONSTRUCT GR, STRS & SURF | | | | | | |
| WORK ORDER- 03-04-97 | WORK BEGAN- 00-00-00 | | | | | |
| DATE WORK COMPLETED- | TIME COMPUTED 03-20-97 | | | | | |
| CONTRACT WORKING DAYS- | 140 ADDL DAYS GRANTED- | | | | | |
| WORKING DAYS CHARGED- | 0 PERCENT TIME USED- 0 | | | | | |
| KINSEL INDUSTRIES, INC. | | | | | | |
| CONTRACT 01973022 | | TOTALS | 1,174,064.90 | .00 | .00 | 0.0 |
| GALVESTON JONES RD (EB) AT LAKE MADELEINE | | .034 | \$ 348,698.36 | \$ 51,290.01 | \$ 273,010.67 | 82.4 |
| CS IN GALVESTON 0912-73-031 BR 93(82)OX REPLC BR | | | | | | |
| WORK ORDER- 09-23-96 | WORK BEGAN- 11-06-96 | | | | | |
| DATE WORK COMPLETED- | TIME COMPUTED 10-09-96 | | | | | |
| CONTRACT WORKING DAYS- | 60 ADDL DAYS GRANTED- | | | | | |
| WORKING DAYS CHARGED- | 59 PERCENT TIME USED- 98 | | | | | |
| HARRIS CONSTRUCTION COMPANY | | | | | | |
| CONTRACT 05963090 | | TOTALS | 348,698.36 | 51,290.01 | 273,010.67 | 82.4 |
| GALVESTON FM 1765 | | .009 | \$ 1,960,933.57 | \$ 13,911.35 | \$ 1,932,917.82 | 99.9 |
| SH 3 ETC 519 IN TEXAS CITY 0051-03-076 ETC CM 95(30) INSTALL ATMS | | | | | | |
| WORK ORDER- 08-03-95 | WORK BEGAN- 11-06-95 | | | | | |
| DATE WORK COMPLETED- | TIME COMPUTED 11-02-95 | | | | | |
| CONTRACT WORKING DAYS- | 506 ADDL DAYS GRANTED- | | | | | |
| WORKING DAYS CHARGED- | 289 PERCENT TIME USED- 57 | | | | | |
| ALCATEL CONTRACTING (NA) INC. | | | | | | |
| CONTRACT 06950007 | | TOTALS | 1,960,933.57 | 13,911.35 | 1,932,917.82 | 99.9 |

* NO CURRENT ESTIMATE PROCESSED AT THE *
* TIME OF THIS RUN *

| * CONTRACT IDENTIFICATION AND INFORMATION | | * LENGTH | * CONTRACT AMOUNT | * AMOUNT THIS ESTIMATE | * TOTAL ESTIMATE TO DATE | * % COMP |
|---|--|----------|-------------------|------------------------|--------------------------|----------|
| GALVESTON IH 45 FM 517 SH 3 0978-01-021 STP 95(330)UM GR, BS, SURF, STRS | | 1.608 | \$ 8,388,306.75 | \$ 357,189.10 | \$ 5,937,842.77 | 74.5 |
| WORK ORDER- 11-06-95 DATE WORK COMPLETED- CONTRACT WORKING DAYS- 330 WORKING DAYS CHARGED- 218 | | | | | | |
| WORK BEGAN- 12-22-95 TIME COMPUTED 02-05-96 ADDL DAYS GRANTED- 21 PERCENT TIME USED- 62 | | | | | | |
| J. D. ABRAMS, INC. | | | | | | |
| CONTRACT 09950036 | | TOTALS | 8,388,306.75 | 357,189.10 | 5,937,842.77 | 74.5 |
| GALVESTON SEAHOLF PKWY AT PELICAN ISLAND CHANNEL CR 0912-73-033 BH 93(89)OX REHAB BR | | .612 | \$ 2,488,293.15 | .00 | \$ 2,568,891.84 | 99.9 |
| WORK ORDER- 12-20-95 DATE WORK COMPLETED- CONTRACT WORKING DAYS- 120 WORKING DAYS CHARGED- 166 | | | | | | |
| WORK BEGAN- 01-26-96 TIME COMPUTED 01-05-96 ADDL DAYS GRANTED- 51 PERCENT TIME USED- 97 | | | | | | |
| C.C. CARLTON CONSTRUCTION CO. | | | | | | |
| CONTRACT 10950005 | | TOTALS | 2,488,293.15 | .00 | 2,568,891.84 | 99.9 |
| GALVESTON AT BOLIVAR PENINSULA FERRY STAGING AREA SH 87 0367-04-065 FBD 001(003) UPGR TRAF STAGING AREA (PHASE I) | | .331 | \$ 497,684.35 | \$ 23,978.15 | \$ 23,978.15 | 5.0 |
| GALVESTON AT GALVESTON ISLAND FERRY STAGING AREA SH 87 0367-06-051 FBD 001(003) UPGR TRAF STAGING AREA (PHASE I) | | .238 | \$ 569,292.40 | \$ 72,597.95 | \$ 72,597.95 | 13.4 |
| WORK ORDER- 11-14-96 DATE WORK COMPLETED- CONTRACT WORKING DAYS- 90 WORKING DAYS CHARGED- 30 | | | | | | |
| WORK BEGAN- 02-06-97 TIME COMPUTED 11-30-96 ADDL DAYS GRANTED- 33 PERCENT TIME USED- 33 | | | | | | |
| FLORIDA TRAFFIC CONTROL DEVICES, INC. | | | | | | |
| CONTRACT 10963045 | | TOTALS | 1,066,976.75 | 96,576.10 | 96,576.10 | 9.5 |
| GALVESTON 6TH ST SH 146 FM 518 0389-06-077 CM 97(21) INST ATMS | | .398 | \$ 99,492.35 | \$ 17,547.78 | \$ 45,393.42 | 48.0 |
| WORK ORDER- 12-04-96 DATE WORK COMPLETED- CONTRACT WORKING DAYS- 26 WORKING DAYS CHARGED- 23 | | | | | | |
| WORK BEGAN- 01-22-97 TIME COMPUTED 01-04-97 ADDL DAYS GRANTED- 46 PERCENT TIME USED- 32 | | | | | | |
| FLORIDA TRAFFIC CONTROL DEVICES, INC. | | | | | | |
| CONTRACT 11963013 | | TOTALS | 99,492.35 | 17,547.78 | 45,393.42 | 48.0 |
| HARRIS 0.51 MI N OF AIRTEX DR IH 45 S OF FM 1960 0110-05-063 IDR 45-1(300)064 RECONST 8 TO 10 MN LNS W/AYL & FR RDS | | 1.817 | \$ 30,490,947.21 | \$ 88,236.81 | \$ 19,775,135.46 | 68.2 |
| HARRIS S. OF FM 1960 IH 45 N. OF AIRTEX 0110-05-092 IR 45-1(260)060 UTIL ADJ | | .001 | \$ 462,048.00 | .00 | \$ 410,270.28 | 93.4 |
| WORK ORDER- 01-27-95 DATE WORK COMPLETED- CONTRACT WORKING DAYS- 748 WORKING DAYS CHARGED- 477 | | | | | | |
| WORK BEGAN- 02-02-95 TIME COMPUTED 02-12-95 ADDL DAYS GRANTED- PERCENT TIME USED- 64 | | | | | | |
| WILLIAMS BROTHERS CONSTRUCTION CO., INC. | | | | | | |
| CONTRACT 01950001 | | TOTALS | 30,952,995.21 | 88,236.81 | 20,185,405.74 | 68.6 |

| * CONTRACT IDENTIFICATION AND INFORMATION | | * LENGTH | * CONTRACT AMOUNT | * AMOUNT THIS ESTIMATE | * TOTAL ESTIMATE TO DATE | * % COMP |
|---|--|---|---|------------------------|--------------------------|----------|
| HARRIS NB SH 146 U-TURN SH 146 SB SH 146 U-TURN AT SHIP CHANNEL 0389-12-061 NH 97(51) REMOVAL OF EXISTING TUNNEL FACILITY | | 1.970 | \$ 17,557,059.90 | .00 | .00 | .0 |
| WORK ORDER- 00-00-00 DATE WORK COMPLETED- CONTRACT WORKING DAYS- 285 WORKING DAYS CHARGED- 0 | | WORK BEGAN- 00-00-00 TIME COMPUTED 00-00-00 ADDL DAYS GRANTED- PERCENT TIME USED- 0 | * NO CURRENT ESTIMATE PROCESSED AT THE TIME OF THIS RUN | | | |
| JALCO, INC. CONTRACT 01973001 | | TOTALS | 17,557,059.90 | .00 | .00 | 0.0 |
| HARRIS 69TH STREET BRIDGE US 90A BOYCE ST 0027-10-061 STP 97(76)R RETROFIT BRIDGE RAIL | | 1.670 | \$ 549,211.71 | .00 | .00 | .0 |
| WORK ORDER- 03-04-97 DATE WORK COMPLETED- CONTRACT WORKING DAYS- 75 WORKING DAYS CHARGED- 0 | | WORK BEGAN- 00-00-00 TIME COMPUTED 03-20-97 ADDL DAYS GRANTED- PERCENT TIME USED- 0 | * NO CURRENT ESTIMATE PROCESSED AT THE TIME OF THIS RUN | | | |
| CHAMPAGNE-HEBBER INC., TEXAS CONTRACT 01973026 | | TOTALS | 549,211.71 | .00 | .00 | 0.0 |
| HARRIS VARIOUS LOCATIONS IN NORTH HARRIS CO VA ALONG FM 1960, US 59, IH 45, & BW 8 0912-71-528 CPM 912-71-528 CRACK SEALING, ARMOUR JT, OVERLAY SHOULDER | | 8.226 | \$ 166,524.60 | .00 | .00 | .0 |
| WORK ORDER- 02-20-97 DATE WORK COMPLETED- CONTRACT WORKING DAYS- 45 WORKING DAYS CHARGED- 0 | | WORK BEGAN- 00-00-00 TIME COMPUTED 03-08-97 ADDL DAYS GRANTED- PERCENT TIME USED- 0 | * NO CURRENT ESTIMATE PROCESSED AT THE TIME OF THIS RUN | | | |
| SCR CONSTRUCTION CO., INC. CONTRACT 01973033 | | TOTALS | 166,524.60 | .00 | .00 | 0.0 |
| HARRIS AT ENTRANCE TO CONCORDIA LUTHERAN FM 2920 HIGH SCHOOL IN TOMBALL 2941-02-034 C 2941-2-34 TRAFFIC SIGNAL | | .133 | \$ 106,400.28 | .00 | .00 | .0 |
| WORK ORDER- 02-19-97 DATE WORK COMPLETED- CONTRACT WORKING DAYS- 40 WORKING DAYS CHARGED- 0 | | WORK BEGAN- 00-00-00 TIME COMPUTED 03-07-97 ADDL DAYS GRANTED- PERCENT TIME USED- 0 | * NO CURRENT ESTIMATE PROCESSED AT THE TIME OF THIS RUN | | | |
| TEXAS TRAFFIC CONTROL SYSTEMS, INC. CONTRACT 01973052 | | TOTALS | 106,400.28 | .00 | .00 | 0.0 |
| HARRIS 0.52 MI N OF CROSSTIMBERS US 59 0.16 MI N OF IH 610 0177-11-066 F 514(102) WDN TO 10 M.L. & FRTG RDS | | 1.770 | \$ 45,346,488.00 | 27,162.63 | 38,867,706.94 | 93.1 |
| WORK ORDER- 04-29-91 DATE WORK COMPLETED- CONTRACT WORKING DAYS- 396 WORKING DAYS CHARGED- 922 | | WORK BEGAN- 04-29-91 TIME COMPUTED 05-15-91 ADDL DAYS GRANTED- 16 PERCENT TIME USED- 224 | | | | |
| WILLIAMS BROTHERS CONSTRUCTION CO., INC. CONTRACT 02910001 | | TOTALS | 45,346,488.00 | 27,162.63 | 38,867,706.94 | 93.1 |
| HARRIS 0.28 MI N OF GRANT RD SH 249 HUFFSMITH-KOHRVILLE RD 0720-03-081 MANH 94(10)M GR, STRS, BASE & SURF | | 3.040 | \$ 51,580,230.72 | 716,729.66 | 43,510,126.25 | 88.7 |
| WORK ORDER- 02-28-94 DATE WORK COMPLETED- CONTRACT WORKING DAYS- 920 WORKING DAYS CHARGED- 723 | | WORK BEGAN- 03-02-94 TIME COMPUTED 03-16-94 ADDL DAYS GRANTED- 22 PERCENT TIME USED- 77 | | | | |
| WILLIAMS BROTHERS CONSTRUCTION CO., INC. CONTRACT 02940043 | | TOTALS | 51,580,230.72 | 716,729.66 | 43,510,126.25 | 88.7 |

| * CONTRACT IDENTIFICATION AND INFORMATION | | * LENGTH | * CONTRACT AMOUNT | * AMOUNT THIS ESTIMATE | * TOTAL ESTIMATE TO DATE | * % COMP |
|--|--|----------|-------------------|------------------------|--------------------------|----------|
| HARRIS AT FUQUA WEST PARK & RIDE LOT | | .001 | \$ 5,863,465.16 | \$ 180,253.01 | \$ 6,004,658.31 | 100.0 |
| IH 45 0500-03-438 CM 95(13)I CONSTRUCT PARK & RIDE LOT | | | | | | |
| WORK ORDER- 06-08-95 DATE WORK COMPLETED- 02-04-97 CONTRACT WORKING DAYS- 120 WORKING DAYS CHARGED- 183 | | | | | | |
| WORK BEGAN- 07-10-95 TIME COMPUTED 06-24-95 ADDL DAYS GRANTED- 65 PERCENT TIME USED- 99 | | | | | | |
| BROWN & ROOT, INC. | | | | | | |
| CONTRACT 02950047 | | TOTALS | 5,863,465.16 | 180,253.01 | 6,004,658.31 | 100.0 |
| HARRIS 0.38 MI E OF FM 270 | | 2.368 | \$ 15,628,539.11 | \$ 359,978.45 | \$ 6,529,744.92 | 43.9 |
| NASA 1 0.63 MI E OF SPACE CENTER BL 0981-01-064 NH 96(40)M GR, STRS, BASE & SURF | | | | | | |
| HARRIS 0.38 MI E OF FM 270 | | .001 | \$ 255,252.00 | \$ 14,840.39 | \$ 535,779.12 | 99.9 |
| NASA 1 0.63 MI E OF SPACE CENTER BLVD 0981-01-084 CM 96(164) INSTALL SCS | | | | | | |
| WORK ORDER- 03-26-96 DATE WORK COMPLETED- CONTRACT WORKING DAYS- 768 WORKING DAYS CHARGED- 242 | | | | | | |
| WORK BEGAN- 05-01-96 TIME COMPUTED 04-11-96 ADDL DAYS GRANTED- PERCENT TIME USED- 32 | | | | | | |
| J. D. ABRAMS, INC. | | | | | | |
| CONTRACT 02960001 | | TOTALS | 15,883,791.11 | 374,818.84 | 7,065,524.04 | 46.8 |
| HARRIS RED BLUFF | | 1.690 | \$ 93,287.75 | .00 | .00 | .0 |
| SH 146 NASA 1 0389-05-079 CM 97(78) INST ATMS | | | | | | |
| HARRIS 0.63 MI E OF SPACE CENTR BLVD | | 2.843 | \$ 17,049,626.71 | .00 | .00 | .0 |
| NASA 1 SH 146 0981-01-082 NH 97(81) GR, STRS, BASE & SURF | | | | | | |
| HARRIS 0.63 MI E OF SPACE CENTER BLVD | | .001 | \$ 188,649.75 | .00 | .00 | .0 |
| NASA 1 SH 146 0981-01-085 CM 97(78) INSTALL SCS | | | | | | |
| WORK ORDER- 00-00-00 DATE WORK COMPLETED- CONTRACT WORKING DAYS- 665 WORKING DAYS CHARGED- 0 | | | | | | |
| WORK BEGAN- 00-00-00 TIME COMPUTED 00-00-00 ADDL DAYS GRANTED- PERCENT TIME USED- 0 | | | | | | |
| KINSEL INDUSTRIES, INC. | | | | | | |
| CONTRACT 02973001 | | TOTALS | 17,331,564.21 | .00 | .00 | 0.0 |
| HARRIS MEADOW STREET | | 29.359 | \$ 6,177,062.12 | .00 | .00 | .0 |
| IH 10 SPUR 330 0508-01-258 CM 96(816) INSTALL CTMS | | | | | | |
| WORK ORDER- 00-00-00 DATE WORK COMPLETED- CONTRACT WORKING DAYS- 720 WORKING DAYS CHARGED- 0 | | | | | | |
| WORK BEGAN- 00-00-00 TIME COMPUTED 00-00-00 ADDL DAYS GRANTED- PERCENT TIME USED- 0 | | | | | | |
| COMSAT CORPORATION | | | | | | |
| CONTRACT 02973038 | | TOTALS | 6,177,062.12 | .00 | .00 | 0.0 |
| HARRIS IN HOUSTON FROM SOUTH MAIN | | 4.625 | \$ 2,238,447.47 | .00 | .00 | .0 |
| BW 8 CULLEN BLVD 3256-04-059 CD 3256-4-59 CONSTR NOISE WALLS (IN SECT) | | | | | | |
| WORK ORDER- 00-00-00 DATE WORK COMPLETED- CONTRACT WORKING DAYS- 325 WORKING DAYS CHARGED- 0 | | | | | | |
| WORK BEGAN- 00-00-00 TIME COMPUTED 00-00-00 ADDL DAYS GRANTED- PERCENT TIME USED- 0 | | | | | | |
| ROADWAY CONSTRUCTION, INC. | | | | | | |
| CONTRACT 02973041 | | TOTALS | 2,238,447.47 | .00 | .00 | 0.0 |

* NO CURRENT ESTIMATE PROCESSED AT THE TIME OF THIS RUN

* NO CURRENT ESTIMATE PROCESSED AT THE TIME OF THIS RUN

* NO CURRENT ESTIMATE PROCESSED AT THE TIME OF THIS RUN

| * CONTRACT IDENTIFICATION AND INFORMATION | | * LENGTH | * CONTRACT AMOUNT | * AMOUNT THIS ESTIMATE | * TOTAL ESTIMATE TO DATE | * % COMP |
|---|---|----------|-------------------|------------------------|--------------------------|----------|
| HARRIS VA 0912-71-529 CPM 912-71-529 | VARIOUS LOCATIONS IN NORTH HARRIS COUNTY ON US 59 AND BF1960A STRIPING AND RAISED PAVEMENT MARKINGS | 12.524 | \$ 62,015.14 | \$.00 | .00 | .0 |
| WORK ORDER- 00-00-00 DATE WORK COMPLETED- CONTRACT WORKING DAYS- WORKING DAYS CHARGED- | WORK BEGAN- 00-00-00 TIME COMPUTED 00-00-00 24 ADDL DAYS GRANTED- 0 PERCENT TIME USED- | | | | | |
| * NO CURRENT ESTIMATE PROCESSED AT THE TIME OF THIS RUN | | | | | | |
| PAIGE BARRICADES, INC. | CONTRACT 02973050 | TOTALS | 62,015.14 | .00 | .00 | 0.0 |
| HARRIS SH 99 3510-05-006 RW 3510-5-6 | 150 M NORTH OF PEEK RD. IH 10 EASTBOUND FRONTAGE ROAD CONSTR S.B.F.R., GR, PAV, SIGN & STM SHR | .730 | \$ 884,457.12 | \$.00 | .00 | .0 |
| WORK ORDER- 00-00-00 DATE WORK COMPLETED- CONTRACT WORKING DAYS- WORKING DAYS CHARGED- | WORK BEGAN- 00-00-00 TIME COMPUTED 00-00-00 180 ADDL DAYS GRANTED- 0 PERCENT TIME USED- | | | | | |
| * NO CURRENT ESTIMATE PROCESSED AT THE TIME OF THIS RUN | | | | | | |
| ROADWAY CONSTRUCTION, INC. | CONTRACT 02973062 | TOTALS | 884,457.12 | .00 | .00 | 0.0 |
| HARRIS US 290 0050-08-070 F 535(29) | HUFFMEISTER ROAD FM 529 INSTALLATION OF SC&C, FTM & SCS | 15.799 | \$ 7,092,307.75 | \$ 4,326.54 | \$ 6,859,778.15 | 99.9 |
| WORK ORDER- 10-10-91 DATE WORK COMPLETED- CONTRACT WORKING DAYS- WORKING DAYS CHARGED- | WORK BEGAN- 12-30-91 TIME COMPUTED 01-09-92 900 ADDL DAYS GRANTED- 1,091 PERCENT TIME USED- 112 | | | | | |
| MICA CORPORATION | CONTRACT 03910011 | TOTALS | 7,092,307.75 | 4,326.54 | 6,859,778.15 | 99.9 |
| HARRIS IH 45 0110-06-102 NH 93(14) | S OF ALDINE-BENDER RD N OF GREENS BAYOU MDN/RECONST TO 8 & 10 MN LNS W/AVL & FRD | 2.322 | \$ 81,080,619.33 | \$ 528,656.75 | \$ 74,535,189.56 | 96.7 |
| WORK ORDER- 00-00-00 DATE WORK COMPLETED- CONTRACT WORKING DAYS- WORKING DAYS CHARGED- | WORK BEGAN- 04-06-93 TIME COMPUTED 04-09-93 48 ADDL DAYS GRANTED- 94 PERCENT TIME USED- | | | | | |
| HARRIS IH 45 0110-06-112 IR 45-1(267)060 | KUYKENDAHL RD S OF ALDINE BENDER PURCHASE RIGHT OF WAY | 4.200 | \$ 1,440,444.90 | \$.00 | \$ 1,267,900.15 | 92.6 |
| WORK ORDER- 00-00-00 DATE WORK COMPLETED- CONTRACT WORKING DAYS- WORKING DAYS CHARGED- | WORK BEGAN- 04-06-93 TIME COMPUTED 04-09-93 48 ADDL DAYS GRANTED- 94 PERCENT TIME USED- | | | | | |
| WILLIAMS BROTHERS CONSTRUCTION CO., INC. | CONTRACT 03930001 | TOTALS | 82,521,064.23 | 528,656.75 | 75,803,089.71 | 96.7 |
| HARRIS SH 225 0502-01-167 CD 502-1-167 | IH 610 TIDAL RD. APPR SLAB REP | 7.988 | \$ 1,540,052.50 | \$ 1,899.95 | \$ 1,158,047.85 | 79.1 |
| WORK ORDER- 04-11-96 DATE WORK COMPLETED- CONTRACT WORKING DAYS- WORKING DAYS CHARGED- | WORK BEGAN- 06-07-96 TIME COMPUTED 04-27-96 75 ADDL DAYS GRANTED- 74 PERCENT TIME USED- 99 | | | | | |
| HARRIS STOCK-ACCT 12-1-0399 | | .000 | \$.00 | \$.00 | \$ 5,016.00 | .0 |
| WORK ORDER- 04-11-96 DATE WORK COMPLETED- CONTRACT WORKING DAYS- WORKING DAYS CHARGED- | WORK BEGAN- 06-07-96 TIME COMPUTED 04-27-96 75 ADDL DAYS GRANTED- 74 PERCENT TIME USED- 99 | | | | | |
| KINSEL INDUSTRIES, INC. | CONTRACT 03963057 | TOTALS | 1,540,052.50 | 1,899.95 | 1,163,063.85 | 79.4 |

| * CONTRACT IDENTIFICATION AND INFORMATION | | * LENGTH | * CONTRACT AMOUNT | * AMOUNT THIS ESTIMATE | * TOTAL ESTIMATE TO DATE | * % COMP | |
|---|---|---|-------------------|------------------------|--------------------------|----------------|-------|
| ***** | | | | | | | |
| HARRIS IH 10 0271-07-227 C 271-7-227 | MAIN STREET HOUSTON AVENUE LANDSCAPE DEVELOPMENT | 1.220 | \$ 217,984.12' | 1,368.00' | 203,882.24' | 98.4' | |
| WORK ORDER- 04-18-96 DATE WORK COMPLETED- CONTRACT WORKING DAYS- WORKING DAYS CHARGED- | WORK BEGAN- 05-30-96 TIME COMPUTED 05-04-96 ADDL DAYS GRANTED- PERCENT TIME USED- 80 | | | | | | |
| BIO ENERGY LANDSCAPE & MAINTENANCE, INC. | | | | | | | |
| CONTRACT 03963065 | | TOTALS | 217,984.12' | 1,368.00' | 203,882.24' | 98.4' | |
| ***** | | | | | | | |
| HARRIS US 59 0177-11-083 F 514(104) | 0.52 MI N OF 0.16 MI S OF PARKER GR, CONC PAV, ACP, STRS, RET WALLS, ETC | 1.287 | \$ 29,191,273.08' | .00' | 25,370,721.77' | 94.8' | |
| WORK ORDER- 07-30-91 DATE WORK COMPLETED- CONTRACT WORKING DAYS- WORKING DAYS CHARGED- | WORK BEGAN- 09-03-91 TIME COMPUTED 09-02-91 ADDL DAYS GRANTED- 38 PERCENT TIME USED- 195 | | | | | | |
| WILLIAMS BROTHERS CONSTRUCTION CO., INC. | | | | | | | |
| CONTRACT 04910001 | | TOTALS | 29,191,273.08' | .00' | 25,370,721.77' | 94.8' | |
| ***** | | | | | | | |
| HARRIS US 59 0177-07-077 NH 92(30)M | 0.24 MI N OF ALDINE BENDER S OF GREENS RD HDN TO 8 & 10 M.L. W/AVL & FRTG RDS &CON | .955 | \$ 17,657,783.89' | 175,689.11' | 15,847,937.36' | 99.5' | |
| WORK ORDER- 05-07-92 DATE WORK COMPLETED- CONTRACT WORKING DAYS- WORKING DAYS CHARGED- | WORK BEGAN- 05-18-92 TIME COMPUTED 05-23-92 ADDL DAYS GRANTED- 29 PERCENT TIME USED- 278 | | | | | | |
| WILLIAMS BROTHERS CONSTRUCTION CO., INC. | | | | | | | |
| CONTRACT 04920042 | | TOTALS | 17,657,783.89' | 175,689.11' | 15,847,937.36' | 99.5' | |
| ***** | | | | | | | |
| HARRIS SH 225 0502-01-164 CH 95(20) | E OF IH 610 SH 134 INSTALL CTMS | .001 | \$ 5,479,499.85' | 396,284.63' | 4,770,871.59' | 91.6' | |
| WORK ORDER- 05-24-95 DATE WORK COMPLETED- CONTRACT WORKING DAYS- WORKING DAYS CHARGED- | WORK BEGAN- 07-24-95 TIME COMPUTED 08-23-95 ADDL DAYS GRANTED- PERCENT TIME USED- 73 | | | | | | |
| FLORIDA TRAFFIC CONTROL DEVICES, INC. | | | | | | | |
| CONTRACT 04950001 | | TOTALS | 5,479,499.85' | 396,284.63' | 4,770,871.59' | 91.6' | |
| ***** | | | | | | | |
| HARRIS IH 45 0500-03-429 I 45-1(301)083 | AT BELTWAY 8 (SOUTH) CONST 4 D.C.'S (S-W, N-W, W-S & W-N) | .740 | \$ 27,984,631.90' | 1,030,666.50' | 19,410,205.26' | 73.0' | |
| WORK ORDER- 05-24-95 DATE WORK COMPLETED- CONTRACT WORKING DAYS- WORKING DAYS CHARGED- | WORK BEGAN- 07-24-95 TIME COMPUTED 08-23-95 ADDL DAYS GRANTED- PERCENT TIME USED- 73 | | | | | | |
| HARRIS BM 8 3256-03-037 NH 96(687)M | | 0.49 MI SW OF SH 3 0.5 MI SW OF IH 45 GR, STRS, BASE & CONC PAVT | .315 | \$ 1,932,434.09' | .00' | 1,716,663.17' | 93.5' |
| WORK ORDER- 04-26-96 DATE WORK COMPLETED- CONTRACT WORKING DAYS- WORKING DAYS CHARGED- | WORK BEGAN- 05-03-96 TIME COMPUTED 05-12-96 ADDL DAYS GRANTED- PERCENT TIME USED- 45 | | | | | | |
| HARRIS BM 8 3256-04-020 NH 96(688)M | | 0.5 MI SW OF IH 45 0.25 MI E OF BEAMER GR, STRS, BASE & CONC PAVT | .719 | \$ 9,670,612.98' | 477,507.10' | 12,765,557.00' | 99.9' |
| WORK ORDER- 04-26-96 DATE WORK COMPLETED- CONTRACT WORKING DAYS- WORKING DAYS CHARGED- | WORK BEGAN- 05-03-96 TIME COMPUTED 05-12-96 ADDL DAYS GRANTED- PERCENT TIME USED- 45 | | | | | | |
| WILLIAMS BROTHERS CONSTRUCTION CO., INC. | | | | | | | |
| CONTRACT 04963001 | | TOTALS | 39,587,678.97' | 1,508,173.60' | 33,892,425.43' | 90.1' | |
| ***** | | | | | | | |

* ESTIMATE HAS BEEN BY-PASSED *

| * CONTRACT IDENTIFICATION AND INFORMATION | | * LENGTH | * CONTRACT AMOUNT | * AMOUNT THIS ESTIMATE | * TOTAL ESTIMATE TO DATE | * % COMP |
|---|--|--------------|---|------------------------|--------------------------|----------|
| HARRIS IH 610 TO BW 8, ML & FR | | 5.756 | \$ 254,550.85' | 29,370.03' | 278,607.41' | 99.9' |
| IH 10 0508-01-273 MC 508-1-273 | | | | | | |
| FULL DEPTH CONC REP, CURB, INLET & DR REP | | | | | | |
| WORK ORDER- 06-06-96 DATE WORK COMPLETED- CONTRACT WORKING DAYS- WORKING DAYS CHARGED- | | 48 31 | WORK BEGAN- 06-26-96 TIME COMPUTED 06-22-96 ADDL DAYS GRANTED- 7 PERCENT TIME USED- 56 | | | |
| ROADWAY CONSTRUCTION, INC. | | | | | | |
| CONTRACT 04963070 | | TOTALS | 254,550.85' | 29,370.03' | 278,607.41' | 99.9' |
| HARRIS 0.29 MI N OF GREENS BAYOU | | .917 | \$ 32,192,618.26' | 274,444.35' | 24,529,570.88' | 82.4' |
| US 59 0.24 MI N OF ALDINE-BENDER | | | | | | |
| 0177-07-088 NH 92(37)M | | | | | | |
| WIDEN TO 8 & 10 MAIN LANES W/AVL & FR RD | | | | | | |
| WORK ORDER- 06-15-92 DATE WORK COMPLETED- CONTRACT WORKING DAYS- WORKING DAYS CHARGED- | | 380 761 | WORK BEGAN- 06-15-92 TIME COMPUTED 07-01-92 ADDL DAYS GRANTED- 33 PERCENT TIME USED- 184 | | | |
| WILLIAMS BROTHERS CONSTRUCTION CO., INC. | | | | | | |
| CONTRACT 05920001 | | TOTALS | 32,192,618.26' | 274,444.35' | 24,529,570.88' | 82.4' |
| FORT BEND HARRIS C/L | | .340 | \$ 1,982,659.47' | -2,208.01' | 1,698,119.59' | 90.5' |
| US 90A 0.3 MI W | | | | | | |
| 0027-08-127 STP 93(133)MM | | | | | | |
| GR, STRS, CSB, CONC PAV, SIGN & PAVT MARK | | | | | | |
| HARRIS 0.5 MI N OF BW 8 | | .687 | \$ 4,526,471.38' | 3,328.21' | 3,656,208.99' | 85.3' |
| US 90A FORT BEND COUNTY LINE | | | | | | |
| 0027-09-085 STP 93(133)MM | | | | | | |
| GR, STRS, CSB, & CONC PAV, SIGN & PAV MK | | | | | | |
| HARRIS 0.5 MI E OF US 90A | | 1.270 | \$ 9,304,088.14' | 146,048.41' | 7,683,767.19' | 87.2' |
| BW 8 0.5 MI W OF US 90A | | | | | | |
| 3256-04-019 STP 93(133)MM | | | | | | |
| GR, STRS, LTS, CSB & CONC PAVT | | | | | | |
| WORK ORDER- 07-30-93 DATE WORK COMPLETED- CONTRACT WORKING DAYS- WORKING DAYS CHARGED- | | 380 430 | WORK BEGAN- 08-11-93 TIME COMPUTED 08-15-93 ADDL DAYS GRANTED- 14 PERCENT TIME USED- 109 | | | |
| H. B. ZACHRY COMPANY | | | | | | |
| CONTRACT 05930001 | | TOTALS | 15,813,218.99' | 147,168.61' | 13,038,095.77' | 87.1' |
| HARRIS S OF CYPRESSWOOD | | 2.306 | \$ 36,335,431.04' | -45,649.07' | 28,637,141.49' | 82.9' |
| IH 45 S OF FM 1960 | | | | | | |
| 0110-05-069 IDR 45-1(293)066 | | | | | | |
| WDM TO 10 MN LNS W/HOV LANES & FRTG RDS. | | | | | | |
| HARRIS S OF CYPRESSWOOD | | .001 | \$ 795,179.05' | .00' | 727,221.04' | 96.2' |
| IH 45 S OF FM 1960 | | | | | | |
| 0110-05-089 IR 45-1(260)060 | | | | | | |
| UTIL ADJ | | | | | | |
| HARRIS 0.5 MI W OF IH 45 | | .482 | \$ 4,117,378.10' | 69,472.46' | 2,252,854.68' | 57.5' |
| FM 1960 IH 45 | | | | | | |
| 1685-01-071 NH 94(38)M | | | | | | |
| GR, STRS, BASE & PAVEMENT | | | | | | |
| HARRIS IH 45 | | .494 | \$ 5,666,446.63' | 59,666.91' | 3,913,142.08' | 72.6' |
| FM 1960 0.5 MI EAST OF IH 45 | | | | | | |
| 1685-02-040 MA NH 94(39)M | | | | | | |
| GR, STRS, BASE & PAVEMENT | | | | | | |
| WORK ORDER- 05-31-94 DATE WORK COMPLETED- CONTRACT WORKING DAYS- WORKING DAYS CHARGED- | | 1,144 624 | WORK BEGAN- 06-06-94 TIME COMPUTED 06-16-94 ADDL DAYS GRANTED- PERCENT TIME USED- 55 | | | |
| WILLIAMS BROTHERS CONSTRUCTION CO., INC. | | | | | | |
| CONTRACT 05940001 | | TOTALS | 46,914,434.82' | 83,490.30' | 35,530,359.29' | 79.7' |

| * CONTRACT IDENTIFICATION AND INFORMATION | | * LENGTH | * CONTRACT AMOUNT | * AMOUNT THIS ESTIMATE | * TOTAL ESTIMATE TO DATE | * % COMP |
|---|---|--|-------------------|------------------------|--------------------------|----------|
| HARRIS IH 10 0508-01-231 BR 96(695) | AT SP RAILROAD REPLACE BRIDGES AND APPROACHES | .966 | \$ 7,898,041.69' | 99,848.83' | 1,042,259.65' | 13.9' |
| CHAMBERS IH 10 0508-02-097 IM 10-8(143)797 | HARRIS CO LINE 0.2 MI E OF SH 146 RECONSTRUCT EXISTING FREEWAY_& FRT RDS | 1.304 | \$ 14,468,237.35' | 444,099.01' | 4,273,113.00' | 31.0' |
| WORK ORDER- 07-02-96 DATE WORK COMPLETED- CONTRACT WORKING DAYS- WORKING DAYS CHARGED- | 780 107 | WORK BEGAN- 08-07-96 TIME COMPUTED 07-18-96 ADDL DAYS GRANTED- 12 PERCENT TIME USED- 14 | | | | |
| BALFOUR BEATTY CONSTRUCTION, INC. | | | | | | |
| CONTRACT 05963001 | | TOTALS | 22,366,279.04' | 543,947.84' | 5,315,372.65' | 25.0' |
| HARRIS IH 45 0500-03-471 CL 500-3-471 | SOUTHERN BELLFORT CT. LANDSCAPE DEV | 1.520 | \$ 519,844.52' | 72,065.29' | 565,112.66' | 99.9' |
| WORK ORDER- 06-12-96 DATE WORK COMPLETED- CONTRACT WORKING DAYS- WORKING DAYS CHARGED- | 108 99 | WORK BEGAN- 07-29-96 TIME COMPUTED 06-28-96 ADDL DAYS GRANTED- 46 PERCENT TIME USED- 64 | | | | |
| JERDON CONSTRUCTION COMPANY, INC. | | | | | | |
| CONTRACT 05963020 | | TOTALS | 519,844.52' | 72,065.29' | 565,112.66' | 99.9' |
| HARRIS SH 288 0598-01-059 CPM 598-1-59 | BELLFORT BRAZORIA C/L ARMOR JT REP & CONC REP | 5.795 | \$ 359,615.29' | 7,221.41' | 429,933.07' | 99.9' |
| WORK ORDER- 07-05-96 DATE WORK COMPLETED- CONTRACT WORKING DAYS- WORKING DAYS CHARGED- | 45 66 | WORK BEGAN- 07-24-96 TIME COMPUTED 07-21-96 ADDL DAYS GRANTED- 26 PERCENT TIME USED- 93 | | | | |
| SCR CONSTRUCTION CO., INC. | | | | | | |
| CONTRACT 05963057 | | TOTALS | 359,615.29' | 7,221.41' | 429,933.07' | 99.9' |
| HARRIS SH 249 0720-03-096 CM 96(697) | TOMBALL HILLS GRAHAM IN TOMBALL INST ATMS | 3.026 | \$ 259,724.50' | 5,187.74' | 263,041.81' | 100.0' |
| WORK ORDER- 06-14-96 DATE WORK COMPLETED- CONTRACT WORKING DAYS- WORKING DAYS CHARGED- | 02-10-97 48 43 | WORK BEGAN- 07-23-96 TIME COMPUTED 08-14-96 ADDL DAYS GRANTED- PERCENT TIME USED- 90 | | | | |
| PRO ELECTRIC COMPANY, INC. | | | | | | |
| CONTRACT 05963073 | | TOTALS | 259,724.50' | 5,187.74' | 263,041.81' | 100.0' |
| HARRIS US 59 0177-07-057 NH 92(29)M | 0.3 MI S OF ALDINE MAIL ROUTE 0.45 MI N OF LITTLE YORK GR, STR, CSB, CRCP, STM SEW, SGLS, SGNS, PAV MK | 1.742 | \$ 27,832,592.97' | 293,775.94' | 21,449,510.70' | 83.5' |
| WORK ORDER- 07-09-92 DATE WORK COMPLETED- CONTRACT WORKING DAYS- WORKING DAYS CHARGED- | 380 694 | WORK BEGAN- 07-10-92 TIME COMPUTED 07-25-92 ADDL DAYS GRANTED- PERCENT TIME USED- 183 | | | | |
| WILLIAMS BROTHERS CONSTRUCTION CO., INC. | | | | | | |
| CONTRACT 06920042 | | TOTALS | 27,832,592.97' | 293,775.94' | 21,449,510.70' | 83.5' |
| HARRIS SH 249 0720-03-073 NH 93(79)M | 0.60 MI N OF BN RR 0.28 MI N OF GRANT RD GR, STRS, BASE & SURF | 2.167 | \$ 46,842,582.43' | 753,897.15' | 42,687,782.84' | 95.9' |

| * CONTRACT IDENTIFICATION AND INFORMATION | | * LENGTH | * CONTRACT AMOUNT | * AMOUNT THIS ESTIMATE | * TOTAL ESTIMATE TO DATE | * % COMP |
|---|--|----------|-------------------|------------------------|--------------------------|----------|
| HARRIS FM 1960 1685-01-070 NH 93(79)M GR, STR, BASE & PAVEMENT WORK ORDER- 08-13-93 DATE WORK COMPLETED- CONTRACT WORKING DAYS- 1,100 WORKING DAYS CHARGED- 929 WORK BEGAN- 08-30-93 TIME COMPUTED 08-29-93 ADDL DAYS GRANTED- 5 PERCENT TIME USED- 84 | | .881 | \$ 8,137,621.36' | -120,947.87' | 8,578,083.95' | 99.9' |
| MCCARTHY BROTHERS COMPANY CONTRACT 06930002 TOTALS | | | 54,980,203.79' | 632,949.28' | 51,265,866.79' | 98.1' |
| HARRIS IH 45 0500-03-440 CM 94(33)I BASTROP ST IH 10 INSTALL CTMS WORK ORDER- 07-27-94 DATE WORK COMPLETED- CONTRACT WORKING DAYS- 720 WORKING DAYS CHARGED- 708 WORK BEGAN- 03-20-95 TIME COMPUTED 10-26-94 ADDL DAYS GRANTED- 10 PERCENT TIME USED- 97 | | 20.574 | \$ 6,706,311.35' | 64,177.61' | 5,709,936.63' | 89.6' |
| MICA CORPORATION CONTRACT 06940036 TOTALS | | | 6,706,311.35' | 64,177.61' | 5,709,936.63' | 89.6' |
| HARRIS US 59 0027-13-160 C 27-13-160 KEEGANS BAYOU 0.25 MI N OF BM 8 GR, BS, PAV & STR WORK ORDER- 08-10-95 DATE WORK COMPLETED- CONTRACT WORKING DAYS- 730 WORKING DAYS CHARGED- 543 WORK BEGAN- 08-15-95 TIME COMPUTED 08-26-95 ADDL DAYS GRANTED- PERCENT TIME USED- 74 | | 1.970 | \$ 16,258,140.78' | 870,480.39' | 11,736,230.53' | 75.9' |
| HARRIS BM 8 3256-01-055 C 3256-1-55 0.27 MI E OF W BELLFORT AVE 0.45 MI N OF US 59(S) GR, STRS, BASE & CONC PAVT WORK ORDER- 08-10-95 DATE WORK COMPLETED- CONTRACT WORKING DAYS- 730 WORKING DAYS CHARGED- 543 WORK BEGAN- 08-15-95 TIME COMPUTED 08-26-95 ADDL DAYS GRANTED- PERCENT TIME USED- 74 | | 1.327 | \$ 20,568,205.46' | 814,833.30' | 19,035,372.63' | 97.4' |
| BROWN & ROOT, INC. CONTRACT 06950001 TOTALS | | | 36,826,346.24' | 1,685,313.69' | 30,771,603.16' | 87.9' |
| HARRIS US 59 0177-11-105 C 177-11-105 IN HOUSTON FR 0.16 MI N OF I 0.25 MI N OF COLLINGSWORTH WDN TO 10 M.L. W/FRTG RDS WORK ORDER- 07-07-95 DATE WORK COMPLETED- CONTRACT WORKING DAYS- 997 WORKING DAYS CHARGED- 483 WORK BEGAN- 07-10-95 TIME COMPUTED 07-22-95 ADDL DAYS GRANTED- 99 PERCENT TIME USED- 44 | | 1.017 | \$ 29,653,079.06' | 268,500.69' | 17,954,297.50' | 63.7' |
| HARRIS IH 610 0271-14-180 C 271-14-180 SPUR 548 US 59 RESTRIPE, PV.MK., TRF.BARRIER REM., BR.RAIL WORK ORDER- 07-07-95 DATE WORK COMPLETED- CONTRACT WORKING DAYS- 997 WORKING DAYS CHARGED- 483 WORK BEGAN- 07-10-95 TIME COMPUTED 07-22-95 ADDL DAYS GRANTED- 99 PERCENT TIME USED- 44 | | .999 | \$ 287,537.63' | .00' | 1,881.00' | .6' |
| WILLIAMS BROTHERS CONSTRUCTION CO., INC. CONTRACT 06950078 TOTALS | | | 29,940,616.69' | 268,500.69' | 17,956,178.50' | 63.1' |
| HARRIS SH 146 0389-12-064 NH 96(717) 0.229 MI NORTH OF W BARBOURS CUT BLVD 0.197 MI NORTH OF SH 225 GR, STRS, BASE & PAVEMENT WORK ORDER- 08-02-96 DATE WORK COMPLETED- CONTRACT WORKING DAYS- 1,000 WORKING DAYS CHARGED- 152 WORK BEGAN- 08-05-96 TIME COMPUTED 08-18-96 ADDL DAYS GRANTED- PERCENT TIME USED- 15 | | .904 | \$ 31,587,197.27' | 445,973.79' | 7,829,511.81' | 26.0' |
| HARRIS SH 225 0502-01-159 STP 96(716)MM 0.615 MI W OF STRANG RD 0.096 MI E OF STRANG RD GR, STRS, BASE & SURF | | .711 | \$ 9,159,036.69' | 74,251.95' | 4,234,003.59' | 48.6' |
| HARRIS VA 0912-00-109 CC 912-00-109 SP RR AT SH 146 PORT OF HOUSTON INTERMODAL ACCESS WORK ORDER- 08-02-96 DATE WORK COMPLETED- CONTRACT WORKING DAYS- 1,000 WORKING DAYS CHARGED- 152 WORK BEGAN- 08-05-96 TIME COMPUTED 08-18-96 ADDL DAYS GRANTED- PERCENT TIME USED- 15 | | .001 | \$ 499,948.30' | 467,244.70' | 1,201,405.85' | 99.9' |
| WILLIAMS BROTHERS CONSTRUCTION CO., INC. CONTRACT 06963001 TOTALS | | | 41,246,182.26' | 987,470.44' | 13,264,921.25' | 33.8' |

| * CONTRACT IDENTIFICATION AND INFORMATION | | *LENGTH | * CONTRACT AMOUNT | * AMOUNT THIS ESTIMATE | * TOTAL ESTIMATE TO DATE | * % COMP |
|---|------------------------|---------|-------------------|------------------------|--------------------------|----------|
| HARRIS NW TRANSIT CENTER S OF OLD KATY RD | | 1.393 | \$ 7,191,963.73 | \$ 894,210.19 | \$ 4,313,990.00 | 63.1 |
| CS SOUTHERN PACIFIC RR BRIDGE OVER IH 10 | | | | | | |
| 0912-71-403 | | | | | | |
| CC 912-71-403 GR, STRS & PAV | | | | | | |
| WORK ORDER- 08-08-96 | WORK BEGAN- 08-20-96 | | | | | |
| DATE WORK COMPLETED- | TIME COMPUTED 08-24-96 | | | | | |
| CONTRACT WORKING DAYS- | ADDL DAYS GRANTED- | | | | | |
| WORKING DAYS CHARGED- | PERCENT TIME USED- 65 | | | | | |
| J. D. ABRAMS, INC. | | | | | | |
| CONTRACT 06963005 | | TOTALS | 7,191,963.73 | 894,210.19 | 4,313,990.00 | 63.1 |
| HARRIS IN HOUSTON FROM IH 45 | | 1.323 | \$ 21,606,732.21 | \$ 893,891.64 | \$ 4,264,725.00 | 20.7 |
| SH 35 O.S.T. | | | | | | |
| 0178-09-025 | | | | | | |
| STP 96(742)MM GR, STRS, BASE & PAV | | | | | | |
| WORK ORDER- 10-02-96 | WORK BEGAN- 09-27-96 | | | | | |
| DATE WORK COMPLETED- | TIME COMPUTED 09-27-96 | | | | | |
| CONTRACT WORKING DAYS- | ADDL DAYS GRANTED- | | | | | |
| WORKING DAYS CHARGED- | PERCENT TIME USED- 16 | | | | | |
| BALFOUR BEATTY CONSTRUCTION, INC. | | | | | | |
| CONTRACT 06963044 | | TOTALS | 21,606,732.21 | 893,891.64 | 4,264,725.00 | 20.7 |
| HARRIS CHRISTIE ST | | 1.603 | \$ 59,956,902.08 | \$ 1,428,795.95 | \$ 47,269,048.50 | 83.0 |
| US 59 IH 10 | | | | | | |
| 0177-11-118 | | | | | | |
| C 177-11-118 GR, STRS & PAVT FOR M.L., FR RDS & AVL | | | | | | |
| WORK ORDER- 10-11-94 | WORK BEGAN- 11-10-94 | | | | | |
| DATE WORK COMPLETED- | TIME COMPUTED 11-10-94 | | | | | |
| CONTRACT WORKING DAYS- | ADDL DAYS GRANTED- | | | | | |
| WORKING DAYS CHARGED- | PERCENT TIME USED- 59 | | | | | |
| TRAYLOR BROS., INC. | | | | | | |
| CONTRACT 07940001 | | TOTALS | 59,956,902.08 | 1,428,795.95 | 47,269,048.50 | 83.0 |
| HARRIS IH 610 (W) | | 4.640 | \$ 1,420,637.00 | \$.00 | \$ 1,126,098.03 | 83.5 |
| IH 10 STUDEMONT ST | | | | | | |
| 0271-07-219 | | | | | | |
| CM 94(36)I INSTALL CTMS | | | | | | |
| WORK ORDER- 08-26-94 | WORK BEGAN- 11-28-94 | | | | | |
| DATE WORK COMPLETED- | TIME COMPUTED 11-25-94 | | | | | |
| CONTRACT WORKING DAYS- | ADDL DAYS GRANTED- | | | | | |
| WORKING DAYS CHARGED- | PERCENT TIME USED- 101 | | | | | |
| MICA CORPORATION | | | | | | |
| CONTRACT 07940011 | | TOTALS | 1,420,637.00 | .00 | 1,126,098.03 | 83.5 |
| HARRIS US 59 EASTEX | | 20.455 | \$ 9,781,146.59 | \$ 298,019.92 | \$ 7,667,333.97 | 82.5 |
| IH 610 OLD KATY RD | | | | | | |
| 0271-14-179 | | | | | | |
| CM 94(38)I INSTALL CTMS | | | | | | |
| WORK ORDER- 08-26-94 | WORK BEGAN- 01-03-95 | | | | | |
| DATE WORK COMPLETED- | TIME COMPUTED 11-25-94 | | | | | |
| CONTRACT WORKING DAYS- | ADDL DAYS GRANTED- | | | | | |
| WORKING DAYS CHARGED- | PERCENT TIME USED- 88 | | | | | |
| ALCATEL CONTRACTING (NA) INC. | | | | | | |
| CONTRACT 07940045 | | TOTALS | 9,781,146.59 | 298,019.92 | 7,667,333.97 | 82.5 |
| HARRIS WALLER COUNTY LINE | | 7.537 | \$ 44,984,090.31 | \$ 732,720.48 | \$ 38,633,671.15 | 90.4 |
| US 290 0.3 MI E OF BADTKE ROAD | | | | | | |
| 0114-12-002 | | | | | | |
| NH 95(31) GR, STRS, ASB & ASPH CONCRETE | | | | | | |
| WORK ORDER- 08-23-95 | WORK BEGAN- 09-01-95 | | | | | |
| DATE WORK COMPLETED- | TIME COMPUTED 09-08-95 | | | | | |
| CONTRACT WORKING DAYS- | ADDL DAYS GRANTED- | | | | | |
| WORKING DAYS CHARGED- | PERCENT TIME USED- 58 | | | | | |
| BROWN & ROOT, INC. | | | | | | |
| T. J. LAMBRECHT CONSTRUCTION, INC. | | | | | | |
| CONTRACT 07950001 | | TOTALS | 44,984,090.31 | 732,720.48 | 38,633,671.15 | 90.4 |

| * CONTRACT IDENTIFICATION AND INFORMATION | | * LENGTH | * CONTRACT AMOUNT | * AMOUNT THIS ESTIMATE | * TOTAL ESTIMATE TO DATE | * % COMP |
|---|------------------------|----------|-------------------|------------------------|--------------------------|----------|
| HARRIS US 59 | | 18.065 | \$ 8,646,383.50 | 74,240.87 | 5,754,264.53 | 70.0 |
| IH 610 GELLHORN | | | | | | |
| 0271-14-182 | | | | | | |
| CM 95(43)I INST CTMS | | | | | | |
| WORK ORDER- 09-01-95 | WORK BEGAN- 11-09-95 | | | | | |
| DATE WORK COMPLETED- | TIME COMPUTED 12-01-95 | | | | | |
| CONTRACT WORKING DAYS- | ADDL DAYS GRANTED- | | | | | |
| WORKING DAYS CHARGED- 720 | PERCENT TIME USED- 61 | | | | | |
| ALCATEL CONTRACTING (NA) INC. | CONTRACT 07950004 | TOTALS | 8,646,383.50 | 74,240.87 | 5,754,264.53 | 70.0 |
| HARRIS W BELLFORT AVE | | .769 | \$ 1,161,242.00 | .00 | 1,055,101.81 | 96.0 |
| BM 8 W AIRPORT BLVD | | | | | | |
| 3256-01-070 | | | | | | |
| C 3256-1-70 CONSTRUCT NOISE ABATEMENT WALLS | | | | | | |
| WORK ORDER- 10-06-95 | WORK BEGAN- 10-13-95 | | | | | |
| DATE WORK COMPLETED- | TIME COMPUTED 10-22-95 | | | | | |
| CONTRACT WORKING DAYS- | ADDL DAYS GRANTED- 28 | | | | | |
| WORKING DAYS CHARGED- 153 | PERCENT TIME USED- 102 | | | | | |
| C.C. CARLTON CONSTRUCTION CO. | CONTRACT 07950050 | TOTALS | 1,161,242.00 | .00 | 1,055,101.81 | 96.0 |
| HARRIS IN HOUSTON FROM FRANKLIN ST | | .777 | \$ 13,672,676.40 | 473,610.95 | 9,854,544.37 | 75.9 |
| US 59 CLAY ST | | | | | | |
| 0177-11-085 | | | | | | |
| NH 95(60) SB AUXILIARY LANE & MID NB BRIDGE | | | | | | |
| WORK ORDER- 12-01-95 | WORK BEGAN- 12-19-95 | | | | | |
| DATE WORK COMPLETED- | TIME COMPUTED 01-01-96 | | | | | |
| CONTRACT WORKING DAYS- | ADDL DAYS GRANTED- | | | | | |
| WORKING DAYS CHARGED- 605 | PERCENT TIME USED- 69 | | | | | |
| CHAMPAGNE-HEBBER INC., TEXAS | CONTRACT 07950072 | TOTALS | 13,672,676.40 | 473,610.95 | 9,854,544.37 | 75.9 |
| HARRIS 0.13 MI S OF DOWLING ST | | 1.641 | \$ 26,122,514.38 | 1,945,945.68 | 16,677,256.44 | 67.2 |
| IH 45 0.05 MI S OF DALLAS AVE | | | | | | |
| 0500-03-472 | | | | | | |
| BH 96(760) REPLC SLAB, BEAMS & CAPS | | | | | | |
| WORK ORDER- 09-19-96 | WORK BEGAN- 09-30-96 | | | | | |
| DATE WORK COMPLETED- | TIME COMPUTED 10-05-96 | | | | | |
| CONTRACT WORKING DAYS- | ADDL DAYS GRANTED- | | | | | |
| WORKING DAYS CHARGED- 311 | PERCENT TIME USED- 44 | | | | | |
| TRAYLOR BROS., INC. | CONTRACT 07963001 | TOTALS | 26,122,514.38 | 1,945,945.68 | 16,677,256.44 | 67.2 |
| HARRIS CROSSTIMBERS T-RAMP | | .544 | \$ 8,495,799.82 | 299,585.11 | 1,948,813.29 | 24.4 |
| IH 45 | | | | | | |
| 0500-03-463 | | | | | | |
| CC 500-3-463 CONSTRUCT HOV I/C & T-RAMP | | | | | | |
| WORK ORDER- 08-13-96 | WORK BEGAN- 08-29-96 | | | | | |
| DATE WORK COMPLETED- | TIME COMPUTED 08-29-96 | | | | | |
| CONTRACT WORKING DAYS- | ADDL DAYS GRANTED- | | | | | |
| WORKING DAYS CHARGED- 605 | PERCENT TIME USED- 25 | | | | | |
| RAMEX CONSTRUCTION CO., INC. | CONTRACT 07963004 | TOTALS | 8,495,799.82 | 299,585.11 | 1,948,813.29 | 24.4 |
| HARRIS GREENSPOINT RD. | | 2.566 | \$ 4,243,353.56 | 151,200.83 | 1,963,975.19 | 48.7 |
| BM 8 ALDINE WESTFIELD RD. | | | | | | |
| 3256-02-051 | | | | | | |
| CSR 3256-2-51 2 INCH THIN BONDED CONCRETE O/L | | | | | | |
| WORK ORDER- 08-22-96 | WORK BEGAN- 09-07-96 | | | | | |
| DATE WORK COMPLETED- | TIME COMPUTED 09-07-96 | | | | | |
| CONTRACT WORKING DAYS- | ADDL DAYS GRANTED- | | | | | |
| WORKING DAYS CHARGED- 140 | PERCENT TIME USED- 40 | | | | | |
| FORDE CONSTRUCTION COMPANY, INC. | CONTRACT 07963060 | TOTALS | 4,243,353.56 | 151,200.83 | 1,963,975.19 | 48.7 |

| * CONTRACT IDENTIFICATION AND INFORMATION | | * LENGTH | * CONTRACT AMOUNT | * AMOUNT THIS ESTIMATE | * TOTAL ESTIMATE TO DATE | * % COMP |
|--|--|----------------|-------------------|------------------------|--------------------------|----------|
| HARRIS AT FREEPORT STREET IH 10 NEAR HOUSTON 0508-01-275 C 508-1-275 TRAFFIC SIGNAL | | .002 | \$ 153,539.80 | \$ 857.34 | \$ 72,015.59 | 49.3 |
| WORK ORDER- 08-21-96 DATE WORK COMPLETED- CONTRACT WORKING DAYS- WORKING DAYS CHARGED- | | 77 54 | | | | |
| WORK BEGAN- 11-12-96 TIME COMPUTED 10-21-96 ADDL DAYS GRANTED- PERCENT TIME USED- 70 | | | | | | |
| COMSAT CORPORATION | | | | | | |
| CONTRACT 07963069 | | TOTALS | 153,539.80 | 857.34 | 72,015.59 | 49.3 |
| HARRIS IN HOUSTON FR ALMEDA-GENOA ROAD IH 45 N OF DIXIE FARM ROAD 0500-03-382 I-IR 45-1(253)031 BUSWAY IN MEDIAN & P & R LOTS | | 3.375 | \$ 44,197,159.91 | \$ 60,528.90 | \$ 41,068,017.87 | 99.9 |
| WORK ORDER- 10-11-90 DATE WORK COMPLETED- CONTRACT WORKING DAYS- WORKING DAYS CHARGED- | | 1,150 1,771 | | | | |
| WORK BEGAN- 10-16-90 TIME COMPUTED 10-27-90 ADDL DAYS GRANTED- 103 PERCENT TIME USED- 141 | | | | | | |
| WILLIAMS BROTHERS CONSTRUCTION CO., INC. | | | | | | |
| CONTRACT 08900001 | | TOTALS | 44,197,159.91 | 60,528.90 | 41,068,017.87 | 99.9 |
| HARRIS N BELLFORT DR US 59 S SHEPHERD 0027-13-154 CM 93(11) SC&C, FTM AND SCS | | 11.501 | \$ 5,717,267.75 | .00 | \$ 5,560,540.32 | 99.9 |
| WORK ORDER- 09-20-93 DATE WORK COMPLETED- CONTRACT WORKING DAYS- WORKING DAYS CHARGED- | | 720 750 | | | | |
| WORK BEGAN- 11-24-93 TIME COMPUTED 12-20-93 ADDL DAYS GRANTED- 39 PERCENT TIME USED- 99 | | | | | | |
| FLORIDA TRAFFIC CONTROL DEVICES, INC. | | | | | | |
| CONTRACT 08930049 | | TOTALS | 5,717,267.75 | .00 | 5,560,540.32 | 99.9 |
| HARRIS 0.5 MI. W. OF IH 610(W) IH 10 0.5 MI. W. OF IH 45 (N) 0271-07-210 IM 10-7(361)762 REHAB PVMT | | 4.552 | \$ 29,204,756.73 | \$ 913,193.64 | \$ 12,493,364.61 | 45.0 |
| HARRIS IH 10 (STA.335+00) W OF STUDEMONT CS HOUSTON AVE 0912-71-402 CC 912-71-402 GR, STRS & PAV | | 1.536 | \$ 15,424,704.39 | \$ 28,692.56 | \$ 4,738,941.46 | 32.3 |
| WORK ORDER- 10-16-95 DATE WORK COMPLETED- CONTRACT WORKING DAYS- WORKING DAYS CHARGED- | | 1,382 396 | | | | |
| WORK BEGAN- 10-24-95 TIME COMPUTED 11-03-95 ADDL DAYS GRANTED- PERCENT TIME USED- 29 | | | | | | |
| WILLIAMS BROTHERS CONSTRUCTION CO., INC. | | | | | | |
| CONTRACT 08950001 | | TOTALS | 44,629,461.12 | 941,886.20 | 17,232,306.07 | 40.6 |
| HARRIS IN HOUSTON ON PRESTON AVE AT BUFFALO CS BAYOU 0912-71-287 BR 88(200)0 REPLACE BRIDGE AND APPROACHES | | .066 | \$ 1,293,475.61 | \$ 41,504.18 | \$ 1,355,773.85 | 99.9 |
| WORK ORDER- 01-05-96 DATE WORK COMPLETED- CONTRACT WORKING DAYS- WORKING DAYS CHARGED- | | 277 204 | | | | |
| WORK BEGAN- 02-12-96 TIME COMPUTED 01-21-96 ADDL DAYS GRANTED- PERCENT TIME USED- 74 | | | | | | |
| NBG CONSTRUCTORS, INC. | | | | | | |
| CONTRACT 08950054 | | TOTALS | 1,293,475.61 | 41,504.18 | 1,355,773.85 | 99.9 |
| HARRIS BU 90U FM 1942 FM 1942 1062-05-007 CM 96(819) INST ATMS | | .440 | \$ 93,596.50 | .00 | \$ 39,735.03 | 44.6 |
| WORK ORDER- 09-13-96 DATE WORK COMPLETED- CONTRACT WORKING DAYS- WORKING DAYS CHARGED- | | 24 11 | | | | |
| WORK BEGAN- 11-22-96 TIME COMPUTED 09-29-96 ADDL DAYS GRANTED- PERCENT TIME USED- 46 | | | | | | |
| TEXAS TRAFFIC CONTROL SYSTEMS, INC. | | | | | | |
| CONTRACT 08963013 | | TOTALS | 93,596.50 | .00 | 39,735.03 | 44.6 |

| * CONTRACT IDENTIFICATION AND INFORMATION | | * LENGTH | * CONTRACT AMOUNT | * AMOUNT THIS ESTIMATE | * TOTAL ESTIMATE TO DATE | * % COMP |
|---|---|----------|-------------------|------------------------|--------------------------|----------|
| ***** | | | | | | |
| HARRIS | 0.51 MI. N. OF CLEAR CREEK | .450 | \$ 1,589,233.53' | 278,179.70' | 1,131,704.76' | 74.9' |
| SH 288 | 0.133 MI. N. OF CLEAR CREEK | | | | | |
| 0598-01-060 | | | | | | |
| C 598-1-60 | RAISE ROADWAY ABOVE FLOODPLAIN | | | | | |
| WORK ORDER- 09-23-96 | WORK BEGAN- 10-22-96 | | | | | |
| DATE WORK COMPLETED- | TIME COMPUTED 10-09-96 | | | | | |
| CONTRACT WORKING DAYS- | ADDL DAYS GRANTED- | | | | | |
| WORKING DAYS CHARGED- | PERCENT TIME USED- 67 | | | | | |
| | | | | | | |
| CHAMPAGNE-WEBBER INC., TEXAS | CONTRACT 08963034 | TOTALS | 1,589,233.53' | 278,179.70' | 1,131,704.76' | 74.9' |
| ***** | | | | | | |
| HARRIS | IN HOUSTON ON HEIGHTS BLVD AT WHITE OAK | .090 | \$ 1,264,499.60' | 31,302.02' | 356,040.35' | 29.6' |
| CS | BAYOU (SB, NB) | | | | | |
| 0912-71-288 | | | | | | |
| BR 88(202)0 | REPLACE BRIDGE AND APPROACHES | | | | | |
| WORK ORDER- 10-02-96 | WORK BEGAN- 10-18-96 | | | | | |
| DATE WORK COMPLETED- | TIME COMPUTED 10-18-96 | | | | | |
| CONTRACT WORKING DAYS- | ADDL DAYS GRANTED- | | | | | |
| WORKING DAYS CHARGED- | PERCENT TIME USED- 38 | | | | | |
| | | | | | | |
| AUSTIN BRIDGE & ROAD, INC. | CONTRACT 08963064 | TOTALS | 1,264,499.60' | 31,302.02' | 356,040.35' | 29.6' |
| ***** | | | | | | |
| HARRIS | 0.29 MI N OF GREENS BAYOU | 1.704 | \$ 28,489,052.93' | 792,750.39' | 22,589,308.60' | 87.0' |
| US 59 | 0.3 MI S OF ALDINE MAIL RD | | | | | |
| 0177-07-074 | | | | | | |
| F 514(105) | WDN TO 8 M.L. M/AVL & FRTG RDS | | | | | |
| WORK ORDER- 11-12-91 | WORK BEGAN- 11-13-91 | | | | | |
| DATE WORK COMPLETED- | TIME COMPUTED 11-28-91 | | | | | |
| CONTRACT WORKING DAYS- | ADDL DAYS GRANTED- 82 | | | | | |
| WORKING DAYS CHARGED- | PERCENT TIME USED- 205 | | | | | |
| | | | | | | |
| WILLIAMS BROTHERS CONSTRUCTION CO., INC. | CONTRACT 09910001 | TOTALS | 28,489,052.93' | 792,750.39' | 22,589,308.60' | 87.0' |
| ***** | | | | | | |
| HARRIS | US 59 | 11.388 | \$ 3,908,112.42' | 91,502.20' | 1,465,700.51' | 39.4' |
| SH 288 | BRAZORIA C/L | | | | | |
| 0598-01-057 | | | | | | |
| CM 95(88) | INSTALL CTMS | | | | | |
| WORK ORDER- 12-04-95 | WORK BEGAN- 03-24-96 | | | | | |
| DATE WORK COMPLETED- | TIME COMPUTED 03-04-96 | | | | | |
| CONTRACT WORKING DAYS- | ADDL DAYS GRANTED- | | | | | |
| WORKING DAYS CHARGED- | PERCENT TIME USED- 65 | | | | | |
| | | | | | | |
| COMSAT CORPORATION | CONTRACT 09950007 | TOTALS | 3,908,112.42' | 91,502.20' | 1,465,700.51' | 39.4' |
| ***** | | | | | | |
| HARRIS | 0.5 MI S OF TOMNSEN BLVD | .910 | \$ 9,852,777.16' | 343,006.87' | 8,699,670.89' | 92.9' |
| US 59 | 0.4 MI N OF TOWNSEN BLVD | | | | | |
| 0177-06-062 | | | | | | |
| CC 177-6-62 | SITE PREPARATION & FRTG RD RELOCATION | | | | | |
| WORK ORDER- 11-06-95 | WORK BEGAN- 11-27-95 | | | | | |
| DATE WORK COMPLETED- | TIME COMPUTED 11-22-95 | | | | | |
| CONTRACT WORKING DAYS- | ADDL DAYS GRANTED- | | | | | |
| WORKING DAYS CHARGED- | PERCENT TIME USED- 94 | | | | | |
| | | | | | | |
| H. B. ZACHRY COMPANY | CONTRACT 09950034 | TOTALS | 9,852,777.16' | 343,006.87' | 8,815,631.88' | 92.9' |
| ***** | | | | | | |
| HARRIS | DISTRICTWIDE (IN SEC) ON IH 45 | .002 | \$ 1,883,396.78' | 31,590.37' | 1,727,320.27' | 96.5' |
| VA | | | | | | |
| 0912-00-057 | | | | | | |
| IM 45-2(85)101 | REFURBISH SIGNS | | | | | |
| WORK ORDER- 10-26-95 | WORK BEGAN- 05-06-96 | | | | | |
| DATE WORK COMPLETED- | TIME COMPUTED 02-23-96 | | | | | |
| CONTRACT WORKING DAYS- | ADDL DAYS GRANTED- | | | | | |
| WORKING DAYS CHARGED- | PERCENT TIME USED- 58 | | | | | |
| | | | | | | |
| FLORIDA TRAFFIC CONTROL DEVICES, INC. | CONTRACT 09950044 | TOTALS | 1,883,396.78' | 31,590.37' | 1,727,320.27' | 96.5' |
| ***** | | | | | | |

| * CONTRACT IDENTIFICATION AND INFORMATION | | * LENGTH | * CONTRACT AMOUNT | * AMOUNT THIS ESTIMATE | * TOTAL ESTIMATE TO DATE | * % COMP |
|---|------------------------|----------|-------------------|------------------------|--------------------------|----------|
| HARRIS AT NORTH HILL ESTATES SUBDIVISION | | .260 | \$ 335,742.50 | \$ 108,710.19 | \$ 182,670.65 | 57.2 |
| IH 45 0110-05-098 STP 96(833)R CONSTRUCT NOISE WALL | | | | | | |
| WORK ORDER- 10-16-96 | WORK BEGAN- 11-13-96 | | | | | |
| DATE WORK COMPLETED- | TIME COMPUTED 11-01-96 | | | | | |
| CONTRACT WORKING DAYS- 52 | ADDL DAYS GRANTED- | | | | | |
| WORKING DAYS CHARGED- 22 | PERCENT TIME USED- 42 | | | | | |
| ROADWAY CONSTRUCTION, INC. | | | | | | |
| CONTRACT 09963026 | | TOTALS | 335,742.50 | 108,710.19 | 182,670.65 | 57.2 |
| HARRIS VARIOUS LOCATIONS IN GALVESTON COUNTY | | .001 | \$ 296,167.40 | \$ 59,486.06 | \$ 122,197.36 | 43.4 |
| VA 0912-00-104 CPM 912-00-104 ASPH/CONC PAV REP, CRACK SEAL & JNT REP | | | | | | |
| WORK ORDER- 10-23-96 | WORK BEGAN- 11-12-96 | | | | | |
| DATE WORK COMPLETED- | TIME COMPUTED 11-08-96 | | | | | |
| CONTRACT WORKING DAYS- 60 | ADDL DAYS GRANTED- | | | | | |
| WORKING DAYS CHARGED- 41 | PERCENT TIME USED- 68 | | | | | |
| INFRASTRUCTURE SERVICES, INC. | | | | | | |
| CONTRACT 09963030 | | TOTALS | 296,167.40 | 59,486.06 | 122,197.36 | 43.4 |
| HARRIS GOSLING RD AT WILLOW CREEK IN HARRIS COUNTY | | .378 | \$ 882,433.31 | \$ 19,285.00 | \$ 439,829.53 | 52.4 |
| CR 0912-71-445 BR 95(37)OX REPLC BR | | | | | | |
| WORK ORDER- 10-11-96 | WORK BEGAN- 11-04-96 | | | | | |
| DATE WORK COMPLETED- | TIME COMPUTED 10-27-96 | | | | | |
| CONTRACT WORKING DAYS- 78 | ADDL DAYS GRANTED- | | | | | |
| WORKING DAYS CHARGED- 49 | PERCENT TIME USED- 63 | | | | | |
| SOUTH COAST CONSTRUCTION, INC. | | | | | | |
| CONTRACT 09963058 | | TOTALS | 882,433.31 | 19,285.00 | 439,829.53 | 52.4 |
| HARRIS VARIOUS | | 27.956 | \$ 164,198.50 | \$ 19,982.39 | \$ 259,726.67 | 99.9 |
| VA 0912-00-103 CPM 912-00-103 CRACK SEAL | | | | | | |
| WORK ORDER- 10-17-96 | WORK BEGAN- 11-06-96 | | | | | |
| DATE WORK COMPLETED- | TIME COMPUTED 11-02-96 | | | | | |
| CONTRACT WORKING DAYS- 60 | ADDL DAYS GRANTED- 45 | | | | | |
| WORKING DAYS CHARGED- 52 | PERCENT TIME USED- 50 | | | | | |
| SCR CONSTRUCTION CO., INC. | | | | | | |
| CONTRACT 09963065 | | TOTALS | 164,198.50 | 19,982.39 | 259,726.67 | 99.9 |
| HARRIS AT ADLONG DITCH (UNIT Q128-00-000) | | 2.713 | \$ 166,797.00 | \$ 39,525.80 | \$ 110,443.59 | 69.6 |
| US 90 0028-02-068 CSR 28-2-68 CLEANING OUTFALL CHANNEL | | | | | | |
| WORK ORDER- 10-14-96 | WORK BEGAN- 11-06-96 | | | | | |
| DATE WORK COMPLETED- | TIME COMPUTED 10-30-96 | | | | | |
| CONTRACT WORKING DAYS- 45 | ADDL DAYS GRANTED- | | | | | |
| WORKING DAYS CHARGED- 6 | PERCENT TIME USED- 13 | | | | | |
| C.C. CARLTON CONSTRUCTION CO. | | | | | | |
| CONTRACT 09963066 | | TOTALS | 166,797.00 | 39,525.80 | 110,443.59 | 69.6 |
| HARRIS IH 45 | | .961 | \$ 2,664,532.77 | \$.00 | \$ 2,595,571.02 | 99.4 |
| FM 2351 3055-01-005 STP 95(341)MM WIDEN GR, STRS, BS & SURF | | | | | | |
| WORK ORDER- 11-27-95 | WORK BEGAN- 03-04-96 | | | | | |
| DATE WORK COMPLETED- | TIME COMPUTED 12-13-95 | | | | | |
| CONTRACT WORKING DAYS- 200 | ADDL DAYS GRANTED- | | | | | |
| WORKING DAYS CHARGED- 172 | PERCENT TIME USED- 86 | | | | | |
| BROHN & ROOT, INC. | | | | | | |
| CONTRACT 10950037 | | TOTALS | 2,664,532.77 | .00 | 2,595,571.02 | 99.4 |

* NO CURRENT ESTIMATE PROCESSED AT THE TIME OF THIS RUN *

| * CONTRACT IDENTIFICATION AND INFORMATION | | * LENGTH | * CONTRACT AMOUNT | * AMOUNT THIS ESTIMATE | * TOTAL ESTIMATE TO DATE | * % COMP |
|--|--|----------|-------------------|------------------------|--------------------------|----------|
| HARRIS 0.395 MI E OF HEMPSTEAD RD | | .759 | \$ 5,942,214.77 | \$ 14,820.00 | \$ 563,871.32 | 9.9 |
| SH 6 0.365 MI W OF HEMPSTEAD RD | | | | | | |
| 1685-05-057 | | | | | | |
| STP 96(698)R GR, STRS, BASE & CONC PVT | | | | | | |
| WORK ORDER- 12-06-96 | WORK BEGAN- 12-18-96 | | | | | |
| DATE WORK COMPLETED- | TIME COMPUTED 12-22-96 | | | | | |
| CONTRACT WORKING DAYS- | 312 ADDL DAYS GRANTED- | | | | | |
| WORKING DAYS CHARGED- | 17 PERCENT TIME USED- 5 | | | | | |
| MCCARTHY BROTHERS COMPANY | | | | | | |
| CONTRACT 10963003 | | TOTALS | 5,942,214.77 | 14,820.00 | 563,871.32 | 9.9 |
| ***** | | | | | | |
| HARRIS | DIXIE FARM RD AT CLEAR CREEK IN PEARLAND | .265 | \$ 737,780.47 | \$ 13,368.47 | \$ 273,688.32 | 39.0 |
| CS | | | | | | |
| 0912-71-405 | | | | | | |
| BR 94(2)OX REPL BR | | | | | | |
| WORK ORDER- 11-15-96 | WORK BEGAN- 12-03-96 | | | | | |
| DATE WORK COMPLETED- | TIME COMPUTED 12-01-96 | | | | | |
| CONTRACT WORKING DAYS- | 147 ADDL DAYS GRANTED- | | | | | |
| WORKING DAYS CHARGED- | 67 PERCENT TIME USED- 46 | | | | | |
| SOUTH COAST CONSTRUCTION, INC. | | | | | | |
| CONTRACT 10963022 | | TOTALS | 737,780.47 | 13,368.47 | 273,688.32 | 39.0 |
| ***** | | | | | | |
| HARRIS | AT BAKER ROAD. & ROLLINGBROOK STREET | .001 | \$ 344,465.95 | \$.00 | \$.00 | .0 |
| SP 330 | | | | | | |
| 0508-07-029 | | | | | | |
| C 508-7-29 TRAFFIC SIGNAL W/SAFETY LIGHTING | | | | | | |
| WORK ORDER- 12-06-96 | WORK BEGAN- 00-00-00 | | | | | |
| DATE WORK COMPLETED- | TIME COMPUTED 12-22-96 | | | | | |
| CONTRACT WORKING DAYS- | 45 ADDL DAYS GRANTED- | | | | | |
| WORKING DAYS CHARGED- | 0 PERCENT TIME USED- 0 | | | | | |
| GEORGE M. CONSTRUCTION, INC. | | | | | | |
| CONTRACT 10963049 | | TOTALS | 344,465.95 | .00 | .00 | 0.0 |
| ***** | | | | | | |
| HARRIS | MONTGOMERY C/L | .001 | \$ 425,271.00 | \$ -2,734.36 | \$ 438,746.07 | 99.9 |
| IH 45 S OF AIRTEX | | | | | | |
| 0110-05-068 | | | | | | |
| IR 45-1(260)061 PURCHASE RIGHT-OF-MAY | | | | | | |
| WORK ORDER- 12-06-96 | WORK BEGAN- 00-00-00 | | | | | |
| DATE WORK COMPLETED- | TIME COMPUTED 12-22-96 | | | | | |
| CONTRACT WORKING DAYS- | 45 ADDL DAYS GRANTED- | | | | | |
| WORKING DAYS CHARGED- | 0 PERCENT TIME USED- 0 | | | | | |
| WILLIAMS BROTHERS CONSTRUCTION CO., INC. | | | | | | |
| CONTRACT 11930036 | | TOTALS | 43,783,721.13 | 411,568.67 | 35,536,072.38 | 85.4 |
| ***** | | | | | | |
| HARRIS | BETWEEN WEST RD & STEEPLE WAY BLVD | .024 | \$ 137,644.90 | \$ 4,675.19 | \$ 147,685.91 | 100.0 |
| US 290 (WB FRTG RD STR NEAR NW STATION P&R) | | | | | | |
| 0050-08-076 | | | | | | |
| CC 50-8-76 STRS, TRAFFIC CONTROL, SIGN & DELIN | | | | | | |
| WORK ORDER- 05-09-96 | WORK BEGAN- 08-12-96 | | | | | |
| DATE WORK COMPLETED- | 02-26-97 TIME COMPUTED 05-25-96 | | | | | |
| CONTRACT WORKING DAYS- | 90 ADDL DAYS GRANTED- | | | | | |
| WORKING DAYS CHARGED- | 72 PERCENT TIME USED- 80 | | | | | |
| "MEB ENGINEERING, INC." | | | | | | |
| CONTRACT 11950041 | | TOTALS | 137,644.90 | 4,675.19 | 147,685.91 | 100.0 |
| ***** | | | | | | |
| HARRIS | 0.244 MI N OF SPENCER/W MAIN | .502 | \$ 6,389,679.17 | \$ 392,079.30 | \$ 403,734.08 | 6.6 |
| SH 146 0.296 MI S OF SPENCER/W MAIN | | | | | | |
| 0389-05-078 | | | | | | |
| NH 97(12) GR, STRS & SURF | | | | | | |

| * CONTRACT IDENTIFICATION AND INFORMATION | | * LENGTH | * CONTRACT AMOUNT | * AMOUNT THIS ESTIMATE | * TOTAL ESTIMATE TO DATE | * % COMP |
|---|------------------------|----------|-------------------|------------------------|--------------------------|----------|
| HARRIS 0.417 MI N OF W BARBOURS CUT | | .626 | \$ 8,568,182.42 | \$ 439,223.66 | \$ 441,997.00 | 5.4 |
| SH 146 0.244 MI N OF W MAIN ST | | | | | | |
| 0389-12-069 NH 97(12) GR, STRS & SURF | | | | | | |
| WORK ORDER- 12-30-96 | WORK BEGAN- 01-27-97 | | | | | |
| DATE WORK COMPLETED- | TIME COMPUTED 01-15-97 | | | | | |
| CONTRACT WORKING DAYS- | ADDL DAYS GRANTED- | | | | | |
| WORKING DAYS CHARGED- | PERCENT TIME USED- 4 | | | | | |
| J. D. ABRAMS, INC. | | | | | | |
| CONTRACT 11963002 | | TOTALS | 14,957,861.59 | 831,302.96 | 845,731.08 | 5.9 |
| HARRIS SH 6 | | 16.480 | \$ 2,477,554.44 | .00 | .00 | .0 |
| IH 10 FT BEND COUNTY LINE | | | | | | |
| 0271-06-080 CM 96(815) INST CTMS | | | | | | |
| WORK ORDER- 01-23-97 | WORK BEGAN- 00-00-00 | | | | | |
| DATE WORK COMPLETED- | TIME COMPUTED 04-24-97 | | | | | |
| CONTRACT WORKING DAYS- | ADDL DAYS GRANTED- | | | | | |
| WORKING DAYS CHARGED- | PERCENT TIME USED- 0 | | | | | |
| COMSAT CORPORATION | | | | | | |
| CONTRACT 11963011 | | TOTALS | 2,477,554.44 | .00 | .00 | 0.0 |
| HARRIS AT HUFFMAN - EASTGATE RD - SMITH ROAD | | .001 | \$ 104,491.87 | 16,851.01 | 70,455.95 | 70.9 |
| FM 2100 NEAR CROSBY | | | | | | |
| 1062-02-016 C 1062-2-16 TRAFFIC SIGNAL | | | | | | |
| HARRIS DUNCAN ROAD | | .001 | \$ 60,841.60 | 522.50 | 6,688.00 | 11.5 |
| FM 1960 NEAR HOUSTON | | | | | | |
| 1685-01-073 C 1685-1-73 TRAFFIC SIGNAL WITH SAFETY LIGHTING | | | | | | |
| WORK ORDER- 12-06-96 | WORK BEGAN- 01-06-97 | | | | | |
| DATE WORK COMPLETED- | TIME COMPUTED 12-22-96 | | | | | |
| CONTRACT WORKING DAYS- | ADDL DAYS GRANTED- | | | | | |
| WORKING DAYS CHARGED- | PERCENT TIME USED- 21 | | | | | |
| SOUTH COAST CONSTRUCTION, INC. | | | | | | |
| CONTRACT 11963018 | | TOTALS | 165,333.47 | 17,373.51 | 77,143.95 | 49.1 |
| HARRIS IH 610 | | 3.650 | \$ 75,200.00 | 18,179.16 | 23,181.74 | 32.4 |
| SH 225 305 M EAST OF SCARBOROUGH LANE | | | | | | |
| 0502-01-170 CPH 502-1-170 BASE & JOINT REPAIR | | | | | | |
| HARRIS 305 M EAST OF SCARBOROUGH LANE | | 7.036 | \$ 103,756.28 | .00 | .00 | .0 |
| SH 225 305 M EAST OF BM 8 | | | | | | |
| 0502-01-171 CPH 502-1-171 THERMO STRIPING & RAISED PYMT MARKERS | | | | | | |
| WORK ORDER- 12-11-96 | WORK BEGAN- 01-29-97 | | | | | |
| DATE WORK COMPLETED- | TIME COMPUTED 12-27-96 | | | | | |
| CONTRACT WORKING DAYS- | ADDL DAYS GRANTED- | | | | | |
| WORKING DAYS CHARGED- | PERCENT TIME USED- 27 | | | | | |
| MARCO SERVICES, L.C. | | | | | | |
| CONTRACT 11963035 | | TOTALS | 178,956.28 | 18,179.16 | 23,181.74 | 13.6 |
| HARRIS SH 146 | | 1.497 | \$ 195,339.70 | 36,582.60 | 36,582.60 | 19.7 |
| BS 146D FAIRMONT PKWY | | | | | | |
| 0389-15-011 CM 97(3) INST ATMS | | | | | | |
| WORK ORDER- 12-04-96 | WORK BEGAN- 02-11-97 | | | | | |
| DATE WORK COMPLETED- | TIME COMPUTED 12-20-96 | | | | | |
| CONTRACT WORKING DAYS- | ADDL DAYS GRANTED- | | | | | |
| WORKING DAYS CHARGED- | PERCENT TIME USED- 38 | | | | | |
| TEXAS TRAFFIC CONTROL SYSTEMS, INC. | | | | | | |
| CONTRACT 11963052 | | TOTALS | 195,339.70 | 36,582.60 | 36,582.60 | 19.7 |

* NO CURRENT ESTIMATE PROCESSED AT THE TIME OF THIS RUN *

| * CONTRACT IDENTIFICATION AND INFORMATION | | * LENGTH | * CONTRACT AMOUNT | * AMOUNT THIS ESTIMATE | * TOTAL ESTIMATE TO DATE | * % COMP |
|---|--|-------------------|--|------------------------|--------------------------|--------------------|
| HARRIS BISSONNET BLVD. US 59 GESSNER DR. 0027-13-166 CD 27-13-166 ADD NOISE WALL PROT BARR | | .467 | \$ 66,835.50 | \$.00 | .00 | .0 |
| WORK ORDER- 12-09-96 DATE WORK COMPLETED- CONTRACT WORKING DAYS- WORKING DAYS CHARGED- | | 50 9 | WORK BEGAN- 00-00-00 TIME COMPUTED 12-25-96 ADDL DAYS GRANTED- PERCENT TIME USED- 18 | | | |
| CHAMPAGNE-WEBBER INC., TEXAS | | CONTRACT 11963075 | TOTALS | 66,835.50 | .00 | .00 0.0 |
| HARRIS SH 6 IH 10 IH 610 (H) 0271-07-208 CM 93(4)I INSTALL CTMS & SCS | | .001 | \$ 2,318,158.52 | .00 | 2,170,318.10 | 99.7 |
| WORK ORDER- 01-20-93 DATE WORK COMPLETED- CONTRACT WORKING DAYS- WORKING DAYS CHARGED- | | 630 763 | WORK BEGAN- 03-03-93 TIME COMPUTED 04-21-93 ADDL DAYS GRANTED- PERCENT TIME USED- 104 | | | |
| FLORIDA TRAFFIC CONTROL DEVICES, INC. | | CONTRACT 12920008 | TOTALS | 2,318,158.52 | .00 | 2,170,318.10 99.7 |
| HARRIS NE MEMORIAL MEDICAL CENTER RD US 59 S OF GREENS RD 0177-07-080 NH 95(3)H MDN TO 10 MN LNS W/AVL & FRTG RDS | | 3.352 | \$ 56,356,351.86 | 264,864.61 | 27,426,108.03 | 51.2 |
| HARRIS BELTWAY 8 US 59 0.12 MI N OF LANGLEYRD 0177-07-082 RM 177-7-82 PURCH ROM | | .001 | \$ 570,581.00 | .00 | 511,651.83 | 94.3 |
| WORK ORDER- 01-03-95 DATE WORK COMPLETED- CONTRACT WORKING DAYS- WORKING DAYS CHARGED- | | 1,177 636 | WORK BEGAN- 01-19-95 TIME COMPUTED 01-19-95 ADDL DAYS GRANTED- PERCENT TIME USED- 54 | | | |
| WILLIAMS BROTHERS CONSTRUCTION CO., INC. | | CONTRACT 12940001 | TOTALS | 56,926,932.86 | 264,864.61 | 27,937,759.86 51.6 |
| HARRIS BRAYS BAYOU US 59 HESLAYAN ST 0027-13-164 CPM 27-13-164 SEALED EXPANSION JOINT REPAIR | | 7.167 | \$ 343,617.50 | 12,165.07 | 346,478.54 | 99.9 |
| WORK ORDER- 03-22-96 DATE WORK COMPLETED- CONTRACT WORKING DAYS- WORKING DAYS CHARGED- | | 32 51 | WORK BEGAN- 06-15-96 TIME COMPUTED 04-07-96 ADDL DAYS GRANTED- PERCENT TIME USED- 98 | | | |
| INFRASTRUCTURE SERVICES, INC. | | CONTRACT 12950034 | TOTALS | 343,617.50 | 12,165.07 | 346,478.54 99.9 |
| HARRIS AT SHELDON LAKE STATE PARK (P138) PW 0912-71-521 C 912-71-521 CONSTRUCT ACCESS ROAD | | 2.334 | \$ 98,911.93 | .00 | .00 | .0 |
| WORK ORDER- 01-09-97 DATE WORK COMPLETED- CONTRACT WORKING DAYS- WORKING DAYS CHARGED- | | 27 0 | WORK BEGAN- 00-00-00 TIME COMPUTED 01-25-97 ADDL DAYS GRANTED- PERCENT TIME USED- 0 | | | |
| FORDE CONSTRUCTION COMPANY, INC. | | CONTRACT 12963024 | TOTALS | 98,911.93 | .00 | .00 0.0 |
| HARRIS SOUTH RICE AVE. VA FIRST ST. 0912-71-431 STP 94(229)TE TRANSPORTATION ENHANCEMENT | | .312 | \$ 121,802.50 | 475.00 | 475.00 | .4 |
| WORK ORDER- 01-23-97 DATE WORK COMPLETED- CONTRACT WORKING DAYS- WORKING DAYS CHARGED- | | 90 2 | WORK BEGAN- 02-08-97 TIME COMPUTED 02-08-97 ADDL DAYS GRANTED- PERCENT TIME USED- 2 | | | |
| MARCO SERVICES, L.C. | | CONTRACT 12963025 | TOTALS | 121,802.50 | 475.00 | 475.00 0.4 |

| * CONTRACT IDENTIFICATION AND INFORMATION | | *LENGTH | * CONTRACT AMOUNT | * AMOUNT THIS ESTIMATE | * TOTAL ESTIMATE TO DATE | * % COMP |
|--|------------------------|---------|-------------------|------------------------|--------------------------|----------|
| MONTGOMERY RESEARCH FOREST DR FR IH 45 SB FR RD CR NEW TRAILS; SHADOWBEND TO M TRILLIUM CR 0912-37-088 STP 95(334)UM MID 2 TO 4 LNS DIV ART | | 2.671 | \$ 3,072,012.39' | .00' | .00' | .0' |
| WORK ORDER- 00-00-00 | WORK BEGAN- 00-00-00 | | | | | |
| DATE WORK COMPLETED- | TIME COMPUTED 00-00-00 | | | | | |
| CONTRACT WORKING DAYS- 156 | ADDL DAYS GRANTED- | | | | | |
| WORKING DAYS CHARGED- 0 | PERCENT TIME USED- 0 | | | | | |
| CHAMPAGNE-WEBBER INC., TEXAS | | | | | | |
| CONTRACT 01973003 | | TOTALS | 3,072,012.39' | .00' | .00' | 0.0' |
| MONTGOMERY WOODLANDS PARKWAY AT GROGAN'S MILL RD IN CS THE WOODLANDS 0912-37-078 CM 94(51) GR SEP & APPR | | .750 | \$ 2,465,171.51' | .00' | 2,637,889.68' | 99.9' |
| WORK ORDER- 05-22-95 | WORK BEGAN- 06-16-95 | | | | | |
| DATE WORK COMPLETED- | TIME COMPUTED 06-07-95 | | | | | |
| CONTRACT WORKING DAYS- 182 | ADDL DAYS GRANTED- 37 | | | | | |
| WORKING DAYS CHARGED- 205 | PERCENT TIME USED- 94 | | | | | |
| H. B. ZACHRY COMPANY | | | | | | |
| CONTRACT 02950051 | | TOTALS | 2,465,171.51' | .00' | 2,637,889.68' | 99.9' |
| MONTGOMERY CRIPPLE CREEK RD SH 249 HARRIS C/L 0720-02-053 STP 96(202)RM GRADING, STRS, BASE & PAVEMENT | | 1.629 | \$ 5,292,550.54' | 7,033.16' | 2,535,514.17' | 50.4' |
| WORK ORDER- 04-05-96 | WORK BEGAN- 04-29-96 | | | | | |
| DATE WORK COMPLETED- | TIME COMPUTED 04-21-96 | | | | | |
| CONTRACT WORKING DAYS- 203 | ADDL DAYS GRANTED- 20 | | | | | |
| WORKING DAYS CHARGED- 116 | PERCENT TIME USED- 52 | | | | | |
| HASSELL CONSTRUCTION COMPANY, INC. | | | | | | |
| CONTRACT 02960050 | | TOTALS | 5,292,550.54' | 7,033.16' | 2,535,514.17' | 50.4' |
| MONTGOMERY FM 1774 SH 249 WEST ROLLINGHOOD RD 0720-02-052 STP 96(696)RM GRADING, STRS, BASE & PAVEMENT | | 1.189 | \$ 2,190,451.02' | 3,903.57' | 454,366.58' | 21.8' |
| WORK ORDER- 07-08-96 | WORK BEGAN- 08-06-96 | | | | | |
| DATE WORK COMPLETED- | TIME COMPUTED 07-24-96 | | | | | |
| CONTRACT WORKING DAYS- 120 | ADDL DAYS GRANTED- | | | | | |
| WORKING DAYS CHARGED- 29 | PERCENT TIME USED- 24 | | | | | |
| HASSELL CONSTRUCTION COMPANY, INC. | | | | | | |
| CONTRACT 05963006 | | TOTALS | 2,190,451.02' | 3,903.57' | 454,366.58' | 21.8' |
| MONTGOMERY FM 1488 IH 45 0.662 MI S OF CRIGHTON RD 0110-04-143 NH 95(66)I GR, STRS & SURF | | 1.344 | \$ 11,395,930.63' | 216,102.48' | 10,456,242.44' | 96.5' |
| WORK ORDER- 08-23-95 | WORK BEGAN- 09-11-95 | | | | | |
| DATE WORK COMPLETED- | TIME COMPUTED 09-08-95 | | | | | |
| CONTRACT WORKING DAYS- 323 | ADDL DAYS GRANTED- | | | | | |
| WORKING DAYS CHARGED- 294 | PERCENT TIME USED- 91 | | | | | |
| BROWN & ROOT, INC. | | | | | | |
| CONTRACT 07950074 | | TOTALS | 11,395,930.63' | 216,102.48' | 10,456,242.44' | 96.5' |
| MONTGOMERY FM 1488 SH 242 SAN JACINTO RIVER 3538-01-015 CL 3538-1-15 LANDSCAPE DEVELOPMENT | | 7.850 | \$ 129,650.00' | 55,711.32' | 91,689.72' | 74.4' |
| WORK ORDER- 09-17-96 | WORK BEGAN- 10-14-96 | | | | | |
| DATE WORK COMPLETED- | TIME COMPUTED 10-03-96 | | | | | |
| CONTRACT WORKING DAYS- 60 | ADDL DAYS GRANTED- | | | | | |
| WORKING DAYS CHARGED- 53 | PERCENT TIME USED- 88 | | | | | |
| ALTEX LANDSCAPE CONSTRUCTION, INC. | | | | | | |
| CONTRACT 08963081 | | TOTALS | 129,650.00' | 55,711.32' | 91,689.72' | 74.4' |

| * CONTRACT IDENTIFICATION AND INFORMATION | | * LENGTH | * CONTRACT AMOUNT | * AMOUNT THIS ESTIMATE | * TOTAL ESTIMATE TO DATE | * % COMP |
|---|---|----------|-------------------|------------------------|--------------------------|----------|
| CALHOUN CR 0913-19-005 BR 93(264)OX | ON CR 209 AT LITTLE CHOCOLATE BAYOU AA0209-001 REPL BR & APPRS | .044 | \$ 103,721.02 | \$ 44,167.69 | 64,210.96 | 65.1 |
| CALHOUN CR 0913-19-006 BR 93(265)OX | ON CR 360 AT DRAW OF CHOCOLATE BAYOU (AA0360-001) REPL BR & APPRS | .136 | \$ 388,543.73 | \$ 59,937.00 | 112,332.89 | 30.4 |
| WORK ORDER- 12-18-96 DATE WORK COMPLETED- CONTRACT WORKING DAYS- WORKING DAYS CHARGED- | WORK BEGAN- 01-29-97 TIME COMPUTED 01-03-97 75 ADDL DAYS GRANTED- 15 PERCENT TIME USED- 20 | | | | | |
| FUQUA CONSTRUCTION CO., INC. CONTRACT 10963023 | | TOTALS | 492,264.75 | 104,104.69 | 176,543.85 | 37.7 |
| COLORADO VA 0913-26-032 STP 94(210)TE | ALTAIR, US 90A @ COLORADO RIVER PRESERVE COLORADO RIV AND HWY CROSSINGS | .001 | \$ 116,779.40 | .00 | .00 | .0 |
| WORK ORDER- 00-00-00 DATE WORK COMPLETED- CONTRACT WORKING DAYS- WORKING DAYS CHARGED- | WORK BEGAN- 00-00-00 TIME COMPUTED 00-00-00 60 ADDL DAYS GRANTED- 0 PERCENT TIME USED- 0 | | | | | |
| PARK CONSTRUCTORS, INC. CONTRACT 02973017 | | TOTALS | 116,779.40 | .00 | .00 | 0.0 |
| COLORADO SH 71 0266-04-040 CPM 266-4-40 | 4 MI SOUTH OF ALTAIR WHARTON C/L MICRO-SURFACING | 15.189 | \$ 209,695.15 | .00 | .00 | .0 |
| WHARTON SH 71 0266-05-033 CPM 266-5-33 | COLORADO C/L FM 2765 MICRO-SURFACING | 21.151 | \$ 238,957.43 | .00 | .00 | .0 |
| VICTORIA US 77 0371-01-075 CPM 371-1-75 | COLETO CREEK (SBL ONLY) REFUGIO C/L MICRO-SURFACING | 19.694 | \$ 235,461.50 | .00 | .00 | .0 |
| WORK ORDER- 00-00-00 DATE WORK COMPLETED- CONTRACT WORKING DAYS- WORKING DAYS CHARGED- | WORK BEGAN- 00-00-00 TIME COMPUTED 00-00-00 34 ADDL DAYS GRANTED- 0 PERCENT TIME USED- 0 | | | | | |
| COX PAVING COMPANY CONTRACT 02973026 | | TOTALS | 684,114.08 | .00 | .00 | 0.0 |
| COLORADO IH 10 0913-26-034 IM 10-6(79)679 | VARIOUS LOCATIONS ALONG IH 10 THROUGHOUT COLORADO COUNTY INSTALL GETS | 104.206 | \$ 953,357.75 | \$ 39,401.67 | 690,152.21 | 76.2 |
| WORK ORDER- 08-14-96 DATE WORK COMPLETED- CONTRACT WORKING DAYS- WORKING DAYS CHARGED- | WORK BEGAN- 09-30-96 TIME COMPUTED 08-30-96 70 ADDL DAYS GRANTED- 48 PERCENT TIME USED- 68 | | | | | |
| BUSTER PAVING CO., INC. CONTRACT 07963030 | | TOTALS | 953,357.75 | 39,401.67 | 690,152.21 | 76.2 |
| DENITT VA 0913-00-036 STP 94(190)TE | DISTRICTWIDE FOR YOAKUM & CORPUS CHRISTI ESTAB TRAIL, MAP & GUIDE | .001 | \$ 348,112.70 | \$ 4,274.81 | 314,420.45 | 95.0 |
| WORK ORDER- 07-23-96 DATE WORK COMPLETED- CONTRACT WORKING DAYS- WORKING DAYS CHARGED- | WORK BEGAN- 08-13-96 TIME COMPUTED 08-08-96 75 ADDL DAYS GRANTED- 74 PERCENT TIME USED- 99 | | | | | |
| GARRETT CONSTRUCTION CO. CONTRACT 06963029 | | TOTALS | 348,112.70 | 4,274.81 | 314,420.45 | 95.0 |

| * CONTRACT IDENTIFICATION AND INFORMATION | | * LENGTH | * CONTRACT AMOUNT | * AMOUNT THIS ESTIMATE | * TOTAL ESTIMATE TO DATE | * % COMP |
|---|------------------------------|----------|-------------------|------------------------|--------------------------|----------|
| ***** | | | | | | |
| DEMITT | VARIOUS LOCATION ALONG IH 10 | 93.069 | \$ 313,163.43 | 10,034.58 | 282,089.06 | 94.8 |
| VA | DISTRICT WIDE | | | | | |
| 0913-00-043 | | | | | | |
| UBF IM 10-6(80)634 INSTALL SIGNS & RAISED PAV MRK | | | | | | |
| WORK ORDER- 09-17-96 | WORK BEGAN- 11-04-96 | | | | | |
| DATE WORK COMPLETED- | TIME COMPUTED 10-03-96 | | | | | |
| CONTRACT WORKING DAYS- | 75 ADDL DAYS GRANTED- | | | | | |
| WORKING DAYS CHARGED- | 22 PERCENT TIME USED- 29 | | | | | |
| D. I. J. CONSTRUCTION, INC. | | | | | | |
| CONTRACT 08963069 | | TOTALS | 313,163.43 | 10,034.58 | 282,089.06 | 94.8 |
| ***** | | | | | | |
| DEMITT | ON CR 169 AT DEER CREEK | .144 | \$ 185,956.66 | 16,273.02 | 67,758.27 | 38.3 |
| CR | AA0169-001 | | | | | |
| 0913-17-011 | | | | | | |
| BR 93(276)OX | REPL BR & APPRS | | | | | |
| WORK ORDER- 11-25-96 | WORK BEGAN- 12-30-96 | | | | | |
| DATE WORK COMPLETED- | TIME COMPUTED 12-11-96 | | | | | |
| CONTRACT WORKING DAYS- | 90 ADDL DAYS GRANTED- | | | | | |
| WORKING DAYS CHARGED- | 20 PERCENT TIME USED- 22 | | | | | |
| CAPITAL EXCAVATION COMPANY | | | | | | |
| CONTRACT 10963060 | | TOTALS | 185,956.66 | 16,273.02 | 67,758.27 | 38.3 |
| ***** | | | | | | |
| FAYETTE | 2 MI N OF FM 2237 | 7.376 | \$ 307,780.16 | .00 | .00 | .0 |
| FM 609 | FM 2436 | | | | | |
| 0267-03-017 | | | | | | |
| CSR 267-3-17 | ACP OVERLAY | | | | | |
| FAYETTE | FM 2237 | 3.597 | \$ 118,576.00 | .00 | .00 | .0 |
| FM 609 | 2.0 MI OF FM 2237 | | | | | |
| 0267-05-012 | | | | | | |
| CSR 267-5-12 | ACP OVERLAY | | | | | |
| FAYETTE | FM 2237 | 14.082 | \$ 551,117.29 | .00 | .00 | .0 |
| FM 609 | IH 10 | | | | | |
| 0267-05-013 | | | | | | |
| CSR 267-5-13 | ACP OVERLAY | | | | | |
| WORK ORDER- 00-00-00 | WORK BEGAN- 00-00-00 | | | | | |
| DATE WORK COMPLETED- | TIME COMPUTED 00-00-00 | | | | | |
| CONTRACT WORKING DAYS- | 85 ADDL DAYS GRANTED- | | | | | |
| WORKING DAYS CHARGED- | 0 PERCENT TIME USED- 0 | | | | | |
| ***** | | | | | | |
| JONES G. FINKE INC. | | | | | | |
| CONTRACT 02973060 | | TOTALS | 977,473.45 | .00 | .00 | 0.0 |
| ***** | | | | | | |
| GOLIAD | IN COLETO CREEK PARK ALONG | .001 | \$ 100,822.20 | 4,905.48 | 27,308.34 | 28.5 |
| VA | COLETO CREEK PARK ROAD | | | | | |
| 0916-26-011 | | | | | | |
| CL 916-26-11 | TREE MITIGATION | | | | | |
| WORK ORDER- 09-16-96 | WORK BEGAN- 01-06-97 | | | | | |
| DATE WORK COMPLETED- | TIME COMPUTED 10-02-96 | | | | | |
| CONTRACT WORKING DAYS- | 20 ADDL DAYS GRANTED- | | | | | |
| WORKING DAYS CHARGED- | 5 PERCENT TIME USED- 25 | | | | | |
| ALTEX LANDSCAPE CONSTRUCTION, INC. | | | | | | |
| CONTRACT 08963027 | | TOTALS | 100,822.20 | 4,905.48 | 27,308.34 | 28.5 |
| ***** | | | | | | |
| GONZALES | OLD TOWN CRK W OF GONZALES | 1.888 | \$ 24,814.50 | 110.77 | 1,041.77 | 4.4 |
| US 90A | US 183 | | | | | |
| 0025-06-046 | | | | | | |
| CL 25-6-46 | LANDSCAPE ESTABLISHMENT | | | | | |
| WORK ORDER- 08-20-96 | WORK BEGAN- 12-02-96 | | | | | |
| DATE WORK COMPLETED- | TIME COMPUTED 09-05-96 | | | | | |
| CONTRACT WORKING DAYS- | 480 ADDL DAYS GRANTED- | | | | | |
| WORKING DAYS CHARGED- | 62 PERCENT TIME USED- 13 | | | | | |
| ELJ CONTRACTORS | | | | | | |
| CONTRACT 07963019 | | TOTALS | 24,814.50 | 110.77 | 1,041.77 | 4.4 |
| ***** | | | | | | |

* NO CURRENT ESTIMATE PROCESSED AT THE *
* TIME OF THIS RUN *

| * CONTRACT IDENTIFICATION AND INFORMATION | | * LENGTH | * CONTRACT AMOUNT | * AMOUNT THIS ESTIMATE | * TOTAL ESTIMATE TO DATE | * % COMP |
|--|------------------------|---------------|-------------------|------------------------|--------------------------|----------|
| GONZALES @ COURTHOUSE SQUARE (BOUNDED BY US 183, SH 97, US 90A & FM 794) | | .001 | \$ 1,500,023.00 | \$ 105,227.81 | \$ 1,230,101.38 | 86.5 |
| US 183 SH 97, US 90A & FM 794 | | | | | | |
| 0154-01-055 STP 95(130)TE TRANSPORTATION ENHANCEMENT | | | | | | |
| WORK ORDER- 02-27-96 | WORK BEGAN- 04-29-96 | | | | | |
| DATE WORK COMPLETED- | TIME COMPUTED 03-14-96 | | | | | |
| CONTRACT WORKING DAYS- 335 | ADDL DAYS GRANTED- 101 | | | | | |
| WORKING DAYS CHARGED- 352 | PERCENT TIME USED- 81 | | | | | |
| HISTORIC SYSTEMS, INC. | | | | | | |
| CONTRACT 11950030 | | TOTALS | 1,500,023.00 | 105,227.81 | 1,230,101.38 | 86.5 |
| GONZALES ETC LEE AVE. IN SMILEY STREET | | MOREY 179.475 | \$ 1,404,463.69 | \$ 74,163.69 | \$ 74,163.69 | 5.5 |
| US 87 ETC | | | | | | |
| 0143-06-022 ETC | | | | | | |
| CPM 143-6-22 SEAL COAT | | | | | | |
| WORK ORDER- 03-04-97 | WORK BEGAN- 02-01-97 | | | | | |
| DATE WORK COMPLETED- | TIME COMPUTED 02-01-97 | | | | | |
| CONTRACT WORKING DAYS- 40 | ADDL DAYS GRANTED- | | | | | |
| WORKING DAYS CHARGED- 0 | PERCENT TIME USED- 0 | | | | | |
| F. N. PLOCH CONSTRUCTION COMPANY, INC. | | | | | | |
| CONTRACT 11963076 | | TOTALS | 1,404,463.69 | 74,163.69 | 74,163.69 | 5.5 |
| GONZALES IN PALMETTO STATE PARK PARK ROAD 11 | | .040 | \$ 188,240.10 | \$ 69,892.36 | \$ 139,100.20 | 77.7 |
| PW | | | | | | |
| 0913-22-010 | | | | | | |
| C 913-22-10 EROSION CONTROL | | | | | | |
| WORK ORDER- 12-18-96 | WORK BEGAN- 01-06-97 | | | | | |
| DATE WORK COMPLETED- | TIME COMPUTED 01-03-97 | | | | | |
| CONTRACT WORKING DAYS- 45 | ADDL DAYS GRANTED- 9 | | | | | |
| WORKING DAYS CHARGED- 30 | PERCENT TIME USED- 56 | | | | | |
| GAREY CONSTRUCTION COMPANY, INC. | | | | | | |
| CONTRACT 11963080 | | TOTALS | 188,240.10 | 69,892.36 | 139,100.20 | 77.7 |
| GONZALES 2.575 KM SOUTH OF SH 97 | | 15.329 | \$ 1,047,053.70 | \$.00 | \$.00 | .0 |
| FM 1116 17.901 KM SOUTH OF SH 97 | | | | | | |
| 0573-04-011 | | | | | | |
| CSR 573-4-11 RECONSTRUCT BASE | | | | | | |
| WORK ORDER- 02-03-97 | WORK BEGAN- 00-00-00 | | | | | |
| DATE WORK COMPLETED- | TIME COMPUTED 02-19-97 | | | | | |
| CONTRACT WORKING DAYS- 141 | ADDL DAYS GRANTED- | | | | | |
| WORKING DAYS CHARGED- 0 | PERCENT TIME USED- 0 | | | | | |
| DEAN WORD COMPANY, LTD. | | | | | | |
| CONTRACT 12963035 | | TOTALS | 1,047,053.70 | .00 | .00 | 0.0 |
| LAVACA ON CR 168 AT LAVACA RIVER | | .093 | \$ 259,214.00 | \$.00 | \$.00 | .0 |
| CR AAO168-001 | | | | | | |
| 0913-29-015 | | | | | | |
| BR 93(282)OX REPL BR & APPRS | | | | | | |
| LAVACA AT LAVACA RIVER ON CR 179 | | .140 | \$ 336,419.06 | \$.00 | \$.00 | .0 |
| CR #AAO179-001 | | | | | | |
| 0913-29-019 | | | | | | |
| BR 95(113)OX REPL BRIDGE | | | | | | |
| WORK ORDER- 00-00-00 | WORK BEGAN- 00-00-00 | | | | | |
| DATE WORK COMPLETED- | TIME COMPUTED 03-08-97 | | | | | |
| CONTRACT WORKING DAYS- 165 | ADDL DAYS GRANTED- | | | | | |
| WORKING DAYS CHARGED- 0 | PERCENT TIME USED- 0 | | | | | |
| CAPITAL EXCAVATION COMPANY | | | | | | |
| CONTRACT 01973059 | | TOTALS | 595,633.06 | .00 | .00 | 0.0 |
| LAVACA IN YOAKUM AT S.P. RR UNDERPASS | | .497 | \$ 2,108,615.45 | \$ 21,752.65 | \$ 1,086,298.87 | 54.2 |
| US 77A | | | | | | |
| 0269-04-027 | | | | | | |
| STP 96(624)R GR, STRS & SURF | | | | | | |
| WORK ORDER- 06-03-96 | WORK BEGAN- 07-10-96 | | | | | |
| DATE WORK COMPLETED- | TIME COMPUTED 06-19-96 | | | | | |
| CONTRACT WORKING DAYS- 255 | ADDL DAYS GRANTED- 1 | | | | | |
| WORKING DAYS CHARGED- 115 | PERCENT TIME USED- 45 | | | | | |
| CAPITAL EXCAVATION COMPANY | | | | | | |
| CONTRACT 04963004 | | TOTALS | 2,108,615.45 | 21,752.65 | 1,086,298.87 | 54.2 |

* NO CURRENT ESTIMATE PROCESSED AT THE *
* TIME OF THIS RUN *

| * CONTRACT IDENTIFICATION AND INFORMATION | | * LENGTH | * CONTRACT AMOUNT | * AMOUNT THIS ESTIMATE | * TOTAL ESTIMATE TO DATE | * % COMP |
|---|------------------------|--------------|-------------------|------------------------|--------------------------|----------|
| LAVACA VIENNA FM 530 0.1 MI. EAST OF NAVIDAD RIVER 0515-04-022 CSR 515-4-22 BASE & SURFACE | | 7.018 | \$ 961,012.90' | 74,333.89' | 913,207.13' | 100.0' |
| WORK ORDER- 06-03-96 | WORK BEGAN- 07-24-96 | | | | | |
| DATE WORK COMPLETED- 02-28-97 | TIME COMPUTED 06-19-96 | | | | | |
| CONTRACT WORKING DAYS- 110 | ADDL DAYS GRANTED- | | | | | |
| WORKING DAYS CHARGED- 106 | PERCENT TIME USED- 96 | | | | | |
| T. L. JAMES & COMPANY, INC. | | | | | | |
| CONTRACT 04963065 | | TOTALS | 961,012.90' | 74,333.89' | 913,207.13' | 100.0' |
| LAVACA OAKRIDGE DR IN YOAKUM US 77A DEWITT COUNTY LINE 0269-04-030 STP 96(923)R WIDEN, GR, STRS, SURF, ADD C&G & STM DRN | | 1.235 | \$ 1,287,935.93' | 111,525.38' | 335,597.17' | 27.4' |
| WORK ORDER- 11-01-96 | WORK BEGAN- 12-04-96 | | | | | |
| DATE WORK COMPLETED- | TIME COMPUTED 11-17-96 | | | | | |
| CONTRACT WORKING DAYS- 176 | ADDL DAYS GRANTED- | | | | | |
| WORKING DAYS CHARGED- 28 | PERCENT TIME USED- 16 | | | | | |
| CAPITAL EXCAVATION COMPANY | | | | | | |
| CONTRACT 09963010 | | TOTALS | 1,287,935.93' | 111,525.38' | 335,597.17' | 27.4' |
| MATAGORDA FM 1301 FM 1728 SH 35 1686-01-011 AR 1686-1-11 WIDENING, SEAL COAT, ACP | | 9.295 | \$ 1,336,649.91' | 69,482.64' | 1,176,894.86' | 92.7' |
| WORK ORDER- 04-18-96 | WORK BEGAN- 04-25-96 | | | | | |
| DATE WORK COMPLETED- | TIME COMPUTED 05-04-96 | | | | | |
| CONTRACT WORKING DAYS- 120 | ADDL DAYS GRANTED- 1 | | | | | |
| WORKING DAYS CHARGED- 115 | PERCENT TIME USED- 95 | | | | | |
| GAREY CONSTRUCTION COMPANY, INC. | | | | | | |
| CONTRACT 03963030 | | TOTALS | 1,336,649.91' | 69,482.64' | 1,176,894.86' | 92.7' |
| MATAGORDA E OF VAN VLECK SH 35 W OF BUCK'S BAYOU 0179-04-065 DPI 0114(6) GR, BS, SURF, C&G, STORM SEWER & PAV MRK | | 3.322 | \$ 6,820,699.79' | 36,444.45' | 5,567,517.42' | 85.9' |
| WORK ORDER- 08-15-95 | WORK BEGAN- 08-23-95 | | | | | |
| DATE WORK COMPLETED- | TIME COMPUTED 08-31-95 | | | | | |
| CONTRACT WORKING DAYS- 270 | ADDL DAYS GRANTED- 17 | | | | | |
| WORKING DAYS CHARGED- 250 | PERCENT TIME USED- 87 | | | | | |
| GAREY CONSTRUCTION COMPANY, INC. | | | | | | |
| CONTRACT 07950008 | | TOTALS | 6,820,699.79' | 36,444.45' | 5,567,517.42' | 85.9' |
| VICTORIA ETC US 59 OVERPASS US 59 ETC OVERPASS 0088-05-070 ETC MC 88-5-70 ACP | | US 87 51.973 | \$ 3,489,609.85' | 193,939.21' | 2,944,692.63' | 88.8' |
| WORK ORDER- 05-07-96 | WORK BEGAN- 05-28-96 | | | | | |
| DATE WORK COMPLETED- | TIME COMPUTED 05-23-96 | | | | | |
| CONTRACT WORKING DAYS- 120 | ADDL DAYS GRANTED- 20 | | | | | |
| WORKING DAYS CHARGED- 110 | PERCENT TIME USED- 79 | | | | | |
| BAY, INC. | | | | | | |
| CONTRACT 03963058 | | TOTALS | 3,489,609.85' | 193,939.21' | 2,944,692.63' | 88.8' |
| VICTORIA LP 175, N US 59 NEAR US 77 AT GOLDMAN HILL 0088-04-060 DB 95(1) GR, STRS & SURF | | 3.083 | \$ 7,779,570.21' | 160,527.26' | 5,459,110.44' | 73.8' |
| WORK ORDER- 06-02-95 | WORK BEGAN- 07-21-95 | | | | | |
| DATE WORK COMPLETED- | TIME COMPUTED 06-18-95 | | | | | |
| CONTRACT WORKING DAYS- 340 | ADDL DAYS GRANTED- 15 | | | | | |
| WORKING DAYS CHARGED- 308 | PERCENT TIME USED- 87 | | | | | |
| BAY, INC. | | | | | | |
| CONTRACT 04950043 | | TOTALS | 7,779,570.21' | 160,527.26' | 5,459,110.44' | 73.8' |

| * CONTRACT IDENTIFICATION AND INFORMATION | | * LENGTH | * CONTRACT AMOUNT | * AMOUNT THIS ESTIMATE | * TOTAL ESTIMATE TO DATE | * % COMP |
|---|------------------------|----------|-------------------|------------------------|--------------------------|----------|
| VICTORIA FM 236 LP 463 US 87 NH OF VICTORIA 2350-01-011 STP 96(704)UM GR STRS SURF | | 4.722 | \$ 8,873,755.74' | 248,057.48' | 3,288,419.00' | 39.0' |
| WORK ORDER- 00-00-00 | WORK BEGAN- 07-22-96 | | | | | |
| DATE WORK COMPLETED- | TIME COMPUTED 08-04-96 | | | | | |
| CONTRACT WORKING DAYS- 330 | ADDL DAYS GRANTED- | | | | | |
| WORKING DAYS CHARGED- 65 | PERCENT TIME USED- 20 | | | | | |
| DEAN WORD COMPANY, LTD. | | | | | | |
| CONTRACT 05963059 | | TOTALS | 8,873,755.74' | 248,057.48' | 3,288,419.00' | 39.0' |
| VICTORIA ON CR 146 (NURSERY RD) AT CR GARCITAS CREEK AAO1-46-003 0913-27-017 BR 93(266)OX REPLACE BRIDGE AND APPROACHES | | .125 | \$ 139,643.13' | .00' | .00' | .0' |
| WORK ORDER- 02-03-97 | WORK BEGAN- 03-04-97 | | | | | |
| DATE WORK COMPLETED- | TIME COMPUTED 02-19-97 | | | | | |
| CONTRACT WORKING DAYS- 40 | ADDL DAYS GRANTED- 3 | | | | | |
| WORKING DAYS CHARGED- 0 | PERCENT TIME USED- 0 | | | | | |
| REXCO, INC. | | | | | | |
| CONTRACT 11963026 | | TOTALS | 139,643.13' | .00' | .00' | 0.0' |
| VICTORIA AT J2 RANCH ROAD ON BROWN CREEK CR #AA0130-04 AND #AA0130-05 (2 BRIDGES) 0913-27-027 BR 96(363)OX REPLACE BRIDGE & APPROACHES | | .231 | \$ 178,827.35' | 21,491.83' | 21,491.83' | 12.6' |
| WORK ORDER- 02-03-97 | WORK BEGAN- 02-24-97 | | | | | |
| DATE WORK COMPLETED- | TIME COMPUTED 02-19-97 | | | | | |
| CONTRACT WORKING DAYS- 72 | ADDL DAYS GRANTED- | | | | | |
| WORKING DAYS CHARGED- 0 | PERCENT TIME USED- 0 | | | | | |
| REXCO, INC. | | | | | | |
| CONTRACT 11963030 | | TOTALS | 178,827.35' | 21,491.83' | 21,491.83' | 12.6' |
| WHARTON AT INTERSECTION OF FM 1300 SH 71 NORTH OF EL CAMPO 0266-05-031 CD 266-5-31 WIDEN PAVE, EXT STRUCT, BOX CULV | | .259 | \$ 217,328.23' | 20,998.23' | 114,489.77' | 55.4' |
| WORK ORDER- 09-17-96 | WORK BEGAN- 11-11-96 | | | | | |
| DATE WORK COMPLETED- | TIME COMPUTED 10-03-96 | | | | | |
| CONTRACT WORKING DAYS- 45 | ADDL DAYS GRANTED- | | | | | |
| WORKING DAYS CHARGED- 25 | PERCENT TIME USED- 56 | | | | | |
| GARRETT CONSTRUCTION CO. | | | | | | |
| CONTRACT 08963051 | | TOTALS | 217,328.23' | 20,998.23' | 114,489.77' | 55.4' |
| WHARTON CR 468 AT STAGE STAND CRK CR 0913-09-022 BR 95(111)OX REPL STR | | .115 | \$ 207,653.18' | 44,440.43' | 73,843.69' | 37.4' |
| WORK ORDER- 01-10-97 | WORK BEGAN- 01-28-97 | | | | | |
| DATE WORK COMPLETED- | TIME COMPUTED 01-26-97 | | | | | |
| CONTRACT WORKING DAYS- 60 | ADDL DAYS GRANTED- | | | | | |
| WORKING DAYS CHARGED- 15 | PERCENT TIME USED- 25 | | | | | |
| CONTINENTAL CONSTRUCTION, INC. | | | | | | |
| CONTRACT 11963027 | | TOTALS | 207,653.18' | 44,440.43' | 73,843.69' | 37.4' |
| WHARTON ON OLIVA ST AT BLUE CRK IN EL CAMPO CR 8115-13-1 0913-09-016 BR 93(258)OX REPL BR & APPRS | | .080 | \$ 95,126.22' | .00' | .00' | .0' |
| WHARTON CR 774 AT BLUE CRK CR 0913-09-021 BR 95(110)OX REPL STR & APPR | | .080 | \$ 108,895.86' | 23,105.47' | 23,105.47' | 22.3' |
| WORK ORDER- 01-16-97 | WORK BEGAN- 02-26-97 | | | | | |
| DATE WORK COMPLETED- | TIME COMPUTED 02-01-97 | | | | | |
| CONTRACT WORKING DAYS- 65 | ADDL DAYS GRANTED- | | | | | |
| WORKING DAYS CHARGED- 0 | PERCENT TIME USED- 0 | | | | | |
| GARRETT CONSTRUCTION CO. | | | | | | |
| CONTRACT 11963063 | | TOTALS | 204,022.08' | 23,105.47' | 23,105.47' | 11.9' |

DISTRICT CONTRACT AMOUNT 42,537,596.22
DISTRICT ESTIMATES THIS MONTH 1,454,487.80
DISTRICT TOTAL ESTIMATES PAID TO DATE 24,007,347.50

| * CONTRACT IDENTIFICATION AND INFORMATION | | | | * LENGTH | * CONTRACT AMOUNT | * AMOUNT THIS ESTIMATE | * TOTAL ESTIMATE TO DATE | * % COMP |
|---|------------------------------------|----|---------|-------------------|-------------------|------------------------|--------------------------|-----------------|
| BASTROP ETC | US 290 | FM | 128.857 | \$ 1,033,900.03 | .00 | .00 | .0 | |
| SH 95 ETC | 1441 | | | | | | | |
| 0322-01-033 ETC | | | | | | | | |
| CPM 322-1-33 | LEVEL-UP 1CST | | | | | | | |
| WORK ORDER- 02-19-97 | WORK BEGAN- 00-00-00 | | | | | | | |
| DATE WORK COMPLETED- | TIME COMPUTED 00-00-00 | | | | | | | |
| CONTRACT WORKING DAYS- | 37 ADDL DAYS GRANTED- | | | | | | | |
| WORKING DAYS CHARGED- | 0 PERCENT TIME USED- | | | | | | | |
| JOE RICHARDS, INC. | | | | CONTRACT 01973018 | TOTALS | 1,033,900.03 | .00 | .00 0.0 |
| BASTROP | ON CR 237 AT TOWN CREEK | | .120 | \$ 102,981.73 | .00 | .00 | .0 | |
| CR | AA02-37-001 | | | | | | | |
| 0914-18-040 | | | | | | | | |
| BR 96(173)OX | REPLACE BRIDGE & APPROACHES | | | | | | | |
| WORK ORDER- 02-19-97 | WORK BEGAN- 00-00-00 | | | | | | | |
| DATE WORK COMPLETED- | TIME COMPUTED 03-07-97 | | | | | | | |
| CONTRACT WORKING DAYS- | 51 ADDL DAYS GRANTED- | | | | | | | |
| WORKING DAYS CHARGED- | 0 PERCENT TIME USED- | | | | | | | |
| ACME BRIDGE COMPANY, INC. | | | | CONTRACT 01973062 | TOTALS | 102,981.73 | .00 | .00 0.0 |
| BASTROP | AT N SHORE OF LAKE BASTROP | | .001 | \$ 256,714.58 | .00 | .00 | .0 | |
| PW | IN BASTROP STATE PARK | | | | | | | |
| 0914-18-032 | | | | | | | | |
| C 914-18-32 | CONST PARK RDS & PARKING LOTS | | | | | | | |
| WORK ORDER- 00-00-00 | WORK BEGAN- 00-00-00 | | | | | | | |
| DATE WORK COMPLETED- | TIME COMPUTED 00-00-00 | | | | | | | |
| CONTRACT WORKING DAYS- | 40 ADDL DAYS GRANTED- | | | | | | | |
| WORKING DAYS CHARGED- | 0 PERCENT TIME USED- | | | | | | | |
| CAPITAL EXCAVATION COMPANY | | | | CONTRACT 02973033 | TOTALS | 256,714.58 | .00 | .00 0.0 |
| BASTROP | AT INT FM 1100 | | .150 | \$ 215,754.70 | 17,088.13 | 52,258.06 | 25.4 | |
| SH 95 | AND LP 109 IN ELGIN | | | | | | | |
| 0321-03-013 | | | | | | | | |
| STP 97(27)HES | REALIGN INTERSECTION | | | | | | | |
| WORK ORDER- 12-09-96 | WORK BEGAN- 01-15-97 | | | | | | | |
| DATE WORK COMPLETED- | TIME COMPUTED 12-25-96 | | | | | | | |
| CONTRACT WORKING DAYS- | 42 ADDL DAYS GRANTED- | | | | | | | |
| WORKING DAYS CHARGED- | 14 PERCENT TIME USED- | | | | | | | |
| AUSTIN BRIDGE & ROAD, INC. | | | | CONTRACT 11963028 | TOTALS | 215,754.70 | 17,088.13 | 52,258.06 25.4 |
| BASTROP | AT BASTROP STATE PARK | | .151 | \$ 151,473.60 | 2,114.70 | 28,473.16 | 19.7 | |
| PW | | | | | | | | |
| 0914-18-031 | | | | | | | | |
| C 914-18-31 | PARKING LOT FOR GOLF COURSE | | | | | | | |
| WORK ORDER- 01-10-97 | WORK BEGAN- 01-22-97 | | | | | | | |
| DATE WORK COMPLETED- | TIME COMPUTED 01-26-97 | | | | | | | |
| CONTRACT WORKING DAYS- | 40 ADDL DAYS GRANTED- | | | | | | | |
| WORKING DAYS CHARGED- | 11 PERCENT TIME USED- | | | | | | | |
| JKL, INC. | | | | CONTRACT 12963026 | TOTALS | 151,473.60 | 2,114.70 | 28,473.16 19.7 |
| BLANCO | AT MILLER CREEK | | .607 | \$ 667,015.90 | 68,163.93 | 482,455.69 | 76.1 | |
| US 281 | | | | | | | | |
| 0113-05-034 | | | | | | | | |
| STP 96(101)RM | WIDEN BRIDGE FOR ACCELERATION LANE | | | | | | | |
| WORK ORDER- 06-13-96 | WORK BEGAN- 06-19-96 | | | | | | | |
| DATE WORK COMPLETED- | TIME COMPUTED 06-29-96 | | | | | | | |
| CONTRACT WORKING DAYS- | 153 ADDL DAYS GRANTED- | | | | | | | |
| WORKING DAYS CHARGED- | 121 PERCENT TIME USED- | | | | | | | |
| S.F.M. CONSTRUCTION, INC. | | | | CONTRACT 05963036 | TOTALS | 667,015.90 | 68,163.93 | 482,455.69 76.1 |

| * CONTRACT IDENTIFICATION AND INFORMATION | | * LENGTH | * CONTRACT AMOUNT | * AMOUNT THIS ESTIMATE | * TOTAL ESTIMATE TO DATE | * % COMP |
|---|------------------------|----------|-------------------|------------------------|--------------------------|----------|
| BURNET HOOVER VALLEY ROAD, EAST | | 1.893 | \$ 1,692,155.04 | \$ 4,528.28 | \$ 1,683,530.12 | 99.9 |
| SH 29 0.6 MI W OF US 281 | | | | | | |
| C 150-5-33 HIDDEN TO 5-LANE URBAN SECTION | | | | | | |
| WORK ORDER- 10-12-95 | WORK BEGAN- 11-08-95 | | | | | |
| DATE WORK COMPLETED- | TIME COMPUTED 10-28-95 | | | | | |
| CONTRACT WORKING DAYS- 238 | ADDL DAYS GRANTED- 10 | | | | | |
| WORKING DAYS CHARGED- 248 | PERCENT TIME USED- 100 | | | | | |
| BAY MAINTENANCE COMPANY, INC. | | | | | | |
| CONTRACT 08950226 | | TOTALS | 1,692,155.04 | 4,528.28 | 1,683,530.12 | 99.9 |
| CALDWELL 0.644 KM E OF US 183 | | 5.347 | \$ 1,235,606.48 | \$ 52,665.84 | \$ 397,664.20 | 34.0 |
| SH 21 BASTROP COUNTY LINE | | | | | | |
| O471-04-021 HIDDEN GR, STRS, REHAB BASE, HMAPC | | | | | | |
| STP 96(739)RM | | | | | | |
| WORK ORDER- 07-23-96 | WORK BEGAN- 09-09-96 | | | | | |
| DATE WORK COMPLETED- | TIME COMPUTED 08-08-96 | | | | | |
| CONTRACT WORKING DAYS- 143 | ADDL DAYS GRANTED- | | | | | |
| WORKING DAYS CHARGED- 82 | PERCENT TIME USED- 57 | | | | | |
| HUNTER INDUSTRIES, INC. | | | | | | |
| CONTRACT 06963052 | | TOTALS | 1,235,606.48 | 52,665.84 | 397,664.20 | 34.0 |
| CALDWELL FM 672 | | 10.360 | \$ 1,362,956.49 | \$ 32,497.60 | \$ 243,452.84 | 18.8 |
| FM 1854 FM 1185 | | | | | | |
| O384-04-023 | | | | | | |
| CSR 384-4-23 UPGRADE TO 2-11' LANES WITH 4' SHOULDERS | | | | | | |
| WORK ORDER- 09-05-96 | WORK BEGAN- 09-18-96 | | | | | |
| DATE WORK COMPLETED- | TIME COMPUTED 09-21-96 | | | | | |
| CONTRACT WORKING DAYS- 163 | ADDL DAYS GRANTED- | | | | | |
| WORKING DAYS CHARGED- 53 | PERCENT TIME USED- 33 | | | | | |
| HUNTER INDUSTRIES, INC. | | | | | | |
| CONTRACT 07963040 | | TOTALS | 1,362,956.49 | 32,497.60 | 243,452.84 | 18.8 |
| GILLESPIE ETC MASON C/L RM | | 191.836 | \$ 1,814,328.91 | \$.00 | \$.00 | .0 |
| US 87 ETC 648 | | | | | | |
| 0071-06-050 ETC | | | | | | |
| CPM 71-6-50 SEAL COAT | | | | | | |
| WORK ORDER- 02-26-97 | WORK BEGAN- 00-00-00 | | | | | |
| DATE WORK COMPLETED- | TIME COMPUTED 00-00-00 | | | | | |
| CONTRACT WORKING DAYS- 47 | ADDL DAYS GRANTED- | | | | | |
| WORKING DAYS CHARGED- 0 | PERCENT TIME USED- 0 | | | | | |
| NEHMAN & KENG PAVING COMPANY INC. | | | | | | |
| CONTRACT 01973066 | | TOTALS | 1,814,328.91 | .00 | .00 | 0.0 |
| GILLESPIE ETC FM 648 US | | 100.352 | \$ 1,437,957.07 | \$.00 | \$ 1,330,020.58 | 97.3 |
| US 87 ETC 290 | | | | | | |
| 0071-06-049 ETC | | | | | | |
| CPM 71-6-49 SEAL COAT | | | | | | |
| WORK ORDER- 03-18-96 | WORK BEGAN- 08-29-96 | | | | | |
| DATE WORK COMPLETED- | TIME COMPUTED 07-15-96 | | | | | |
| CONTRACT WORKING DAYS- 60 | ADDL DAYS GRANTED- 10 | | | | | |
| WORKING DAYS CHARGED- 62 | PERCENT TIME USED- 89 | | | | | |
| JOE RICHARDS, INC. | | | | | | |
| CONTRACT 02960080 | | TOTALS | 1,437,957.07 | .00 | 1,330,020.58 | 97.3 |
| GILLESPIE US 290 IN FREDERICKSBURG | | 1.273 | \$ 2,245,583.00 | \$ 31,739.91 | \$ 2,012,435.41 | 94.3 |
| SH 16 STADIUM DRIVE | | | | | | |
| O291-01-039 | | | | | | |
| MAUSTP 95(219)UM HIDDEN AND INSTALL CURB AND GUTTER | | | | | | |
| WORK ORDER- 09-29-95 | WORK BEGAN- 10-21-95 | | | | | |
| DATE WORK COMPLETED- | TIME COMPUTED 10-15-95 | | | | | |
| CONTRACT WORKING DAYS- 259 | ADDL DAYS GRANTED- 25 | | | | | |
| WORKING DAYS CHARGED- 261 | PERCENT TIME USED- 92 | | | | | |
| CAPITAL EXCAVATION COMPANY | | | | | | |
| CONTRACT 08950179 | | TOTALS | 2,245,583.00 | 31,739.91 | 2,012,435.41 | 94.3 |

| * CONTRACT IDENTIFICATION AND INFORMATION | | * LENGTH | * CONTRACT AMOUNT | * AMOUNT THIS ESTIMATE | * TOTAL ESTIMATE TO DATE | * % COMP |
|---|------------------------|----------|-------------------|------------------------|--------------------------|----------|
| HAYS S LOOP 4 IH 35 BLANCO RIVER 0016-02-088 UBF IM 35-3(189)210 UNDERSEAL & MICROSURFACE MAINLANES | | 9.621 | \$ 1,012,491.28 | .00 | 461,914.72 | 48.5 |
| WORK ORDER- 09-11-96 | WORK BEGAN- 10-06-96 | | | | | |
| DATE WORK COMPLETED- | TIME COMPUTED 09-27-96 | | | | | |
| CONTRACT WORKING DAYS- 89 | ADDL DAYS GRANTED- | | | | | |
| WORKING DAYS CHARGED- 43 | PERCENT TIME USED- 48 | | | | | |
| CLARK CONSTRUCTION CO., INC. | | | | | | |
| CONTRACT 08963095 | | TOTALS | 1,012,491.28 | .00 | 461,914.72 | 48.5 |
| HAYS AT FM 621 SH 123 0366-01-051 CD 366-1-51 INTERSECTION IMPROVEMENTS | | .257 | \$ 191,281.15 | 40,705.98 | 131,197.44 | 72.1 |
| WORK ORDER- 10-04-96 | WORK BEGAN- 11-05-96 | | | | | |
| DATE WORK COMPLETED- | TIME COMPUTED 10-20-96 | | | | | |
| CONTRACT WORKING DAYS- 39 | ADDL DAYS GRANTED- | | | | | |
| WORKING DAYS CHARGED- 34 | PERCENT TIME USED- 87 | | | | | |
| SALINAS CONSTRUCTION TECHNOLOGIES, INC. | | | | | | |
| CONTRACT 08963104 | | TOTALS | 191,281.15 | 40,705.98 | 131,197.44 | 72.1 |
| LEE FM 696 US 77 SH 21 0211-03-028 CSR 211-3-28 BASE OVERLAY & SURFACING | | 7.848 | \$ 2,529,677.65 | 245,759.06 | 744,704.84 | 30.9 |
| WORK ORDER- 10-01-96 | WORK BEGAN- 10-21-96 | | | | | |
| DATE WORK COMPLETED- | TIME COMPUTED 10-17-96 | | | | | |
| CONTRACT WORKING DAYS- 227 | ADDL DAYS GRANTED- | | | | | |
| WORKING DAYS CHARGED- 52 | PERCENT TIME USED- 23 | | | | | |
| YOUNG CONTRACTORS, INC. | | | | | | |
| CONTRACT 08963097 | | TOTALS | 2,529,677.65 | 245,759.06 | 744,704.84 | 30.9 |
| TRAVIS IH 35 FM 734 DESSAU ROAD 3417-03-002 STP 95(66)MM CONST 4-LANE ROAD | | 2.333 | \$ 3,732,854.88 | 228,202.31 | 5,222,793.69 | 99.9 |
| WORK ORDER- 02-16-96 | WORK BEGAN- 03-03-96 | | | | | |
| DATE WORK COMPLETED- | TIME COMPUTED 03-03-96 | | | | | |
| CONTRACT WORKING DAYS- 250 | ADDL DAYS GRANTED- 58 | | | | | |
| WORKING DAYS CHARGED- 202 | PERCENT TIME USED- 66 | | | | | |
| AUSTIN BRIDGE & ROAD, INC. | | | | | | |
| CONTRACT 01960033 | | TOTALS | 3,732,854.88 | 228,202.31 | 5,222,793.69 | 99.9 |
| TRAVIS AT FM 1327 US 183 0152-01-054 STP 97(155)HES INSTALL OVERHEAD FLASHING BEACON | | .001 | \$ 14,235.00 | .00 | .00 | .0 |
| TRAVIS AT SOUTHWEST PARKWAY SH 71 0700-03-069 STP 97(156)HES INSTALL OVERHEAD FLASHING BEACON | | .001 | \$ 10,982.00 | .00 | .00 | .0 |
| WORK ORDER- 02-19-97 | WORK BEGAN- 00-00-00 | | | | | |
| DATE WORK COMPLETED- | TIME COMPUTED 00-00-00 | | | | | |
| CONTRACT WORKING DAYS- 40 | ADDL DAYS GRANTED- | | | | | |
| WORKING DAYS CHARGED- 0 | PERCENT TIME USED- 0 | | | | | |
| MICA CORPORATION | | | | | | |
| CONTRACT 01973012 | | TOTALS | 25,217.00 | .00 | .00 | 0.0 |
| TRAVIS 0.523 MI N OF HOWARD LANE IH 35 NORTH LIMITS OF US 183 STRUCTURE 0015-13-253 IM 35-3(191)240 SEAL & MICROSURFACE MAIN LANES | | 6.846 | \$ 1,256,859.80 | .00 | 1,352,427.10 | 99.9 |
| WORK ORDER- 03-22-96 | WORK BEGAN- 04-08-96 | | | | | |
| DATE WORK COMPLETED- | TIME COMPUTED 04-07-96 | | | | | |
| CONTRACT WORKING DAYS- 66 | ADDL DAYS GRANTED- | | | | | |
| WORKING DAYS CHARGED- 65 | PERCENT TIME USED- 98 | | | | | |
| VIKING CONSTRUCTION, INC. | | | | | | |
| CONTRACT 02960007 | | TOTALS | 1,256,859.80 | .00 | 1,352,427.10 | 99.9 |

| * CONTRACT IDENTIFICATION AND INFORMATION | | * LENGTH | * CONTRACT AMOUNT | * AMOUNT THIS ESTIMATE | * TOTAL ESTIMATE TO DATE | * % COMP |
|---|------------------------------|----------|-------------------|------------------------|--------------------------|----------|
| NBS CONSTRUCTION, INCORPORATED | | | | | | |
| CONTRACT 02960076 | | TOTALS | 203,519.95' | 103.26' | 206,329.70' | 99.9' |
| TRAVIS | DESSAU ROAD | .001 | \$ 203,519.95' | \$ 103.26' | 206,329.70' | 99.9' |
| VA | TIMBERBEND DRIVE | | | | | |
| 0914-04-039 | | | | | | |
| STP 94(249)TE | BIKEWAYS | | | | | |
| WORK ORDER- 04-11-96 | WORK BEGAN- 05-06-96 | | | | | |
| DATE WORK COMPLETED- | TIME COMPUTED 04-27-96 | | | | | |
| CONTRACT WORKING DAYS- 34 | ADDL DAYS GRANTED- | | | | | |
| WORKING DAYS CHARGED- 47 | PERCENT TIME USED- 98 | | | | | |
| BALLOU CONSTRUCTION CO., INC. | | | | | | |
| CONTRACT 02973073 | | TOTALS | 396,107.23' | .00' | .00' | 0.0' |
| TRAVIS | EAST END WILLIAMSON CREEK BR | 1.715 | \$ 23,293,834.29' | \$ 633,726.46' | 7,691,281.79' | 34.7' |
| US 290 | 0.5 MI E OF INDUSTRIAL OAKS | | | | | |
| 0113-09-048 | | | | | | |
| NH 96(630)M | CONST FRTG RDS & MAIN LNS | | | | | |
| WORK ORDER- 05-24-96 | WORK BEGAN- 05-28-96 | | | | | |
| DATE WORK COMPLETED- | TIME COMPUTED 06-09-96 | | | | | |
| CONTRACT WORKING DAYS- 540 | ADDL DAYS GRANTED- | | | | | |
| WORKING DAYS CHARGED- 127 | PERCENT TIME USED- 24 | | | | | |
| MARTIN K. EBY CONSTRUCTION CO., INC. | | | | | | |
| CONTRACT 03963001 | | TOTALS | 23,293,834.29' | 633,726.46' | 7,691,281.79' | 34.7' |
| TRAVIS | IH 35 | 6.204 | \$ 1,323,616.40' | \$ 2,428.91' | 1,313,536.28' | 99.9' |
| US 290 | E OF CROSS PARK DRIVE | | | | | |
| 0114-01-047 | | | | | | |
| CPM 114-1-47 | OVERLAY & ICST | | | | | |
| WORK ORDER- 04-29-96 | WORK BEGAN- 05-21-96 | | | | | |
| DATE WORK COMPLETED- | TIME COMPUTED 05-21-96 | | | | | |
| CONTRACT WORKING DAYS- 71 | ADDL DAYS GRANTED- | | | | | |
| WORKING DAYS CHARGED- 69 | PERCENT TIME USED- 97 | | | | | |
| AUSTIN BRIDGE & ROAD, INC. | | | | | | |
| CONTRACT 03963031 | | TOTALS | 1,323,616.40' | 2,428.91' | 1,313,536.28' | 99.9' |
| WILLIAMSON | S OF FM 3406 | .862 | \$ 11,815.00' | .00' | 704.90' | 6.2' |
| IH 35 | S OF US 79 | | | | | |
| 0015-09-125 | | | | | | |
| IM 35-3(193)253 | REFURBISH GUIDE SIGNS | | | | | |
| TRAVIS | S OF US 290 | 10.941 | \$ 372,188.60' | \$ 24,179.38' | 298,019.61' | 84.2' |
| IH 35 | S OF MM CANNON | | | | | |
| 0015-13-243 | | | | | | |
| IM 35-3(194)229 | REFURBISH GUIDE SIGNS | | | | | |
| WORK ORDER- 05-03-96 | WORK BEGAN- 11-01-96 | | | | | |
| DATE WORK COMPLETED- | TIME COMPUTED 08-02-96 | | | | | |
| CONTRACT WORKING DAYS- 130 | ADDL DAYS GRANTED- | | | | | |
| WORKING DAYS CHARGED- 68 | PERCENT TIME USED- 52 | | | | | |
| L.M. BENAVIDEZ CONSTRUCTION, INC. | | | | | | |
| CONTRACT 04963013 | | TOTALS | 384,003.60' | 24,179.38' | 298,724.51' | 81.8' |

* NO CURRENT ESTIMATE PROCESSED AT THE TIME OF THIS RUN

| * CONTRACT IDENTIFICATION AND INFORMATION | | * LENGTH | * CONTRACT AMOUNT | * AMOUNT THIS ESTIMATE | * TOTAL ESTIMATE TO DATE | * % COMP |
|---|--|----------|-------------------|------------------------|--------------------------|----------|
| ***** | | | | | | |
| TRAVIS | DESSAU RD | 1.454 | \$ 4,142,980.99 | 52,751.12 | 2,737,460.53 | 69.5 |
| FM 734 | 1.45 MILES EAST | | | | | |
| 3417-03-004 | | | | | | |
| C 3417-3-4 | CONST 4-LN RDWY | | | | | |
| WORK ORDER- 05-20-96 | WORK BEGAN- 05-28-96 | | | | | |
| DATE WORK COMPLETED- | TIME COMPUTED 06-05-96 | | | | | |
| CONTRACT WORKING DAYS- | 244 ADDL DAYS GRANTED- | 44 | | | | |
| WORKING DAYS CHARGED- | 227 PERCENT TIME USED- | 79 | | | | |
| AUSTIN BRIDGE & ROAD, INC. | | | | | | |
| CONTRACT 04963041 | | TOTALS | 4,142,980.99 | 52,751.12 | 2,737,460.53 | 69.5 |
| ***** | | | | | | |
| TRAVIS | LP 111 (AIRPORT BLVD) | 2.970 | \$ 961,223.98 | .00 | 6,236.56 | .6 |
| IH 35 | 4TH STREET | | | | | |
| 0015-13-254 | | | | | | |
| IH 35-3(195)237 | MILL, SEAL, & OVERLAY FRT ROADS | | | | | |
| WORK ORDER- 06-24-96 | WORK BEGAN- 01-28-97 | | | | | |
| DATE WORK COMPLETED- | TIME COMPUTED 07-01-96 | | | | | |
| CONTRACT WORKING DAYS- | 47 ADDL DAYS GRANTED- | 28 | | | | |
| WORKING DAYS CHARGED- | 13 PERCENT TIME USED- | 28 | | | | |
| HUNTER INDUSTRIES, INC. | | | | | | |
| CONTRACT 05963007 | | TOTALS | 961,223.98 | .00 | 6,236.56 | 0.6 |
| ***** | | | | | | |
| TRAVIS | VARIOUS LOCATIONS DISTRICTWIDE | .001 | \$ 514,952.65 | 2,586.37 | 224,922.85 | 45.9 |
| VA | | | | | | |
| 0914-00-069 | | | | | | |
| C 914-00-69 | TRAFFIC SIGNALS (NON SITE SPECIFIC) | | | | | |
| WORK ORDER- 10-01-96 | WORK BEGAN- 09-10-96 | | | | | |
| DATE WORK COMPLETED- | TIME COMPUTED 09-01-96 | | | | | |
| CONTRACT WORKING DAYS- | 359 ADDL DAYS GRANTED- | 42 | | | | |
| WORKING DAYS CHARGED- | 151 PERCENT TIME USED- | 42 | | | | |
| AUSTIN TRAFFIC SIGNAL CONSTRUCTION CO. | | | | | | |
| CONTRACT 05963016 | | TOTALS | 514,952.65 | 2,586.37 | 224,922.85 | 45.9 |
| ***** | | | | | | |
| TRAVIS | SAINT STEPHENS SCHOOL ROAD | .871 | \$ 3,519,372.94 | 142,322.10 | 343,215.14 | 10.2 |
| RM 2244 | LP 360 | | | | | |
| 2102-01-025 | | | | | | |
| STP 96(813)R | CONT. LT TURN LA, SHLDRS, BASE OVERLAY | | | | | |
| WORK ORDER- 09-27-96 | WORK BEGAN- 01-15-97 | | | | | |
| DATE WORK COMPLETED- | TIME COMPUTED 09-26-93 | | | | | |
| CONTRACT WORKING DAYS- | 300 ADDL DAYS GRANTED- | 6 | | | | |
| WORKING DAYS CHARGED- | 17 PERCENT TIME USED- | 6 | | | | |
| BAY MAINTENANCE COMPANY, INC. | | | | | | |
| CONTRACT 07963061 | | TOTALS | 3,519,372.94 | 142,322.10 | 343,215.14 | 10.2 |
| ***** | | | | | | |
| TRAVIS | AT WESTBANK DRIVE | .349 | \$ 170,984.16 | .00 | 174,852.82 | 99.9 |
| LP 360 | | | | | | |
| 0113-13-108 | | | | | | |
| STP 93(212)HES | MDN, GR, BASE & SURF | | | | | |
| WORK ORDER- 09-10-93 | WORK BEGAN- 10-05-93 | | | | | |
| DATE WORK COMPLETED- | TIME COMPUTED 09-26-93 | | | | | |
| CONTRACT WORKING DAYS- | 34 ADDL DAYS GRANTED- | | | | | |
| WORKING DAYS CHARGED- | 34 PERCENT TIME USED- | 100 | | | | |
| CAPITAL EXCAVATION COMPANY | | | | | | |
| CONTRACT 08930030 | | TOTALS | 170,984.16 | .00 | 174,852.82 | 99.9 |
| ***** | | | | | | |
| TRAVIS | ON S CONGRESS AVE FR US 290 | .908 | \$ 3,320,660.01 | 133,506.20 | 2,187,480.65 | 69.3 |
| LP 275 | N OF WILLIAMSON CRK | | | | | |
| 0016-01-070 | | | | | | |
| STP 91(80)MM | RECONST TO 60' C&G SECTION | | | | | |
| WORK ORDER- 12-05-95 | WORK BEGAN- 04-18-96 | | | | | |
| DATE WORK COMPLETED- | TIME COMPUTED 12-21-95 | | | | | |
| CONTRACT WORKING DAYS- | 311 ADDL DAYS GRANTED- | 38 | | | | |
| WORKING DAYS CHARGED- | 118 PERCENT TIME USED- | 38 | | | | |
| CAPITAL EXCAVATION COMPANY | | | | | | |
| CONTRACT 08950010 | | TOTALS | 3,320,660.01 | 133,506.20 | 2,187,480.65 | 69.3 |
| ***** | | | | | | |

* NO CURRENT ESTIMATE PROCESSED AT THE *
* TIME OF THIS RUN *

| * CONTRACT IDENTIFICATION AND INFORMATION | | * LENGTH | * CONTRACT AMOUNT | * AMOUNT THIS ESTIMATE | * TOTAL ESTIMATE TO DATE | * % COMP |
|--|------------------------|----------|-------------------|------------------------|--------------------------|----------|
| TRAVIS US 290 0113-13-072 NH 96(790)M 0.2 MI E OF SOUTH CONGRESS W OF HOODHARD ST CONST INTCHG (PHASE I) | | .001 | \$ 19,848,921.52' | 825,779.50' | 1,082,727.36' | 5.7' |
| WORK ORDER- 10-09-96 | WORK BEGAN- 10-25-96 | | | | | |
| DATE WORK COMPLETED- | TIME COMPUTED 10-25-96 | | | | | |
| CONTRACT WORKING DAYS- 500 | ADDL DAYS GRANTED- | | | | | |
| WORKING DAYS CHARGED- 16 | PERCENT TIME USED- 3 | | | | | |
| MARTIN K. EBY CONSTRUCTION CO., INC. | | | | | | |
| CONTRACT 08963001 | | TOTALS | 19,848,921.52' | 825,779.50' | 1,082,727.36' | 5.7' |
| TRAVIS LP 1 3136-01-104 CC 3136-1-104 AT GAINES RANCH LOOP SOUTH OF BARTON CRK CONST EXIT RAMP | | .001 | \$ 486,458.00' | 74,330.09' | 244,340.19' | 52.8' |
| WORK ORDER- 09-16-96 | WORK BEGAN- 09-25-96 | | | | | |
| DATE WORK COMPLETED- | TIME COMPUTED 10-02-96 | | | | | |
| CONTRACT WORKING DAYS- 95 | ADDL DAYS GRANTED- | | | | | |
| WORKING DAYS CHARGED- 69 | PERCENT TIME USED- 73 | | | | | |
| NBS CONSTRUCTION, INCORPORATED | | | | | | |
| CONTRACT 08963052 | | TOTALS | 486,458.00' | 74,330.09' | 244,340.19' | 52.8' |
| TRAVIS FM 2304 2689-01-017 STP 96(852)MM SHILOH LN N OF SLAUGHTER CREEK WDN,GR,STRS,BASE & SURF | | 2.198 | \$ 5,729,550.88' | 148,142.10' | 1,177,089.66' | 21.6' |
| WORK ORDER- 11-01-96 | WORK BEGAN- 11-18-96 | | | | | |
| DATE WORK COMPLETED- | TIME COMPUTED 11-17-96 | | | | | |
| CONTRACT WORKING DAYS- 341 | ADDL DAYS GRANTED- 14 | | | | | |
| WORKING DAYS CHARGED- 49 | PERCENT TIME USED- 14 | | | | | |
| CAPITAL EXCAVATION COMPANY | | | | | | |
| CONTRACT 08963059 | | TOTALS | 5,729,550.88' | 148,142.10' | 1,177,089.66' | 21.6' |
| TRAVIS IH 35 0914-00-084 UBF IM 35-3(196)221 VARIOUS LOCATIONS IN MPO (ATS) FY96 REPLACE TERMINAL ANCHOR SECTIONS | | 39.672 | \$ 454,187.13' | 100,378.54' | 181,971.44' | 42.1' |
| TRAVIS IH 35 0914-00-085 UBF IM 35-3(196)221 VARIOUS LOCATIONS IN DISTRICT RURAL AREA FY96 REPLACE TERMINAL ANCHOR SECTIONS | | 35.144 | \$ 226,991.38' | -75,477.38' | 353,748.65' | 99.9' |
| WORK ORDER- 09-12-96 | WORK BEGAN- 10-28-96 | | | | | |
| DATE WORK COMPLETED- | TIME COMPUTED 09-28-96 | | | | | |
| CONTRACT WORKING DAYS- 85 | ADDL DAYS GRANTED- | | | | | |
| WORKING DAYS CHARGED- 61 | PERCENT TIME USED- 72 | | | | | |
| TEXAS COMMERCIAL FENCE, INCORPORATED | | | | | | |
| CONTRACT 08963092 | | TOTALS | 681,178.51' | 24,901.16' | 535,720.09' | 82.7' |
| TRAVIS US 290 0113-09-047 NH 92(103)M 0.3 MI E OF BRODIE LN LP 360 GR STRS BASE CONC PAV ACP ILLM SIGN SIGS | | 1.608 | \$ 50,435,315.93' | 73,213.56' | 48,289,660.79' | 99.9' |
| WORK ORDER- 12-01-92 | WORK BEGAN- 01-06-93 | | | | | |
| DATE WORK COMPLETED- | TIME COMPUTED 12-17-92 | | | | | |
| CONTRACT WORKING DAYS- 820 | ADDL DAYS GRANTED- 122 | | | | | |
| WORKING DAYS CHARGED- 865 | PERCENT TIME USED- 92 | | | | | |
| MCCARTHY BROTHERS COMPANY | | | | | | |
| CONTRACT 09920038 | | TOTALS | 50,435,315.93' | 73,213.56' | 48,289,660.79' | 99.9' |
| TRAVIS US 290 0113-13-117 RM 113-13-117 AT 0.2 MI N OF IH 35/BEN WHITE BLVD ROM,CONST PARKING LOT,RELOCATE IMPROVMTS | | .001 | \$ 164,273.25' | 24,751.74' | 143,530.97' | 91.9' |
| WORK ORDER- 10-09-96 | WORK BEGAN- 11-01-96 | | | | | |
| DATE WORK COMPLETED- | TIME COMPUTED 10-15-96 | | | | | |
| CONTRACT WORKING DAYS- 50 | ADDL DAYS GRANTED- | | | | | |
| WORKING DAYS CHARGED- 48 | PERCENT TIME USED- 96 | | | | | |
| U:C.C., INC. | | | | | | |
| CONTRACT 09963034 | | TOTALS | 164,273.25' | 24,751.74' | 143,530.97' | 91.9' |

| * CONTRACT IDENTIFICATION AND INFORMATION | | * LENGTH | * CONTRACT AMOUNT | * AMOUNT THIS ESTIMATE | * TOTAL ESTIMATE TO DATE | * % COMP |
|---|--|------------------------|-------------------|--|--------------------------|----------|
| TRAVIS AT LP 360 INTERCHANGE | | .001 | \$ 195,760.00 | \$ 16,226.71 | 101,189.96 | 54.4 |
| US 290 0113-13-112 C 113-13-112 | | | | | | |
| LANDSCAPING | | | | | | |
| WORK ORDER- 10-17-96 | | WORK BEGAN- 11-02-96 | | | | |
| DATE WORK COMPLETED- | | TIME COMPUTED 11-02-96 | | | | |
| CONTRACT WORKING DAYS- 100 | | ADDL DAYS GRANTED- | | | | |
| WORKING DAYS CHARGED- 35 | | PERCENT TIME USED- 35 | | | | |
| TOMMY L. JOHNSON, INC. | | | | | | |
| CONTRACT 09963051 | | TOTALS | 195,760.00 | 16,226.71 | 101,189.96 | 54.4 |
| TRAVIS E OF SP RR | | 3.329 | \$ 71,328,098.98 | \$ 823,669.01 | \$ 65,239,940.31 | 96.2 |
| US 183 LP 275 (N LAMAR BLVD.) | | | | | | |
| 0151-06-078 | | | | | | |
| NH 94(2)M | | | | | | |
| CONST ELEVATED STRUCTURE | | | | | | |
| WORK ORDER- 01-07-94 | | WORK BEGAN- 03-14-94 | | | | |
| DATE WORK COMPLETED- | | TIME COMPUTED 01-23-94 | | | | |
| CONTRACT WORKING DAYS- 999 | | ADDL DAYS GRANTED- 30 | | | | |
| WORKING DAYS CHARGED- 918 | | PERCENT TIME USED- 89 | | | | |
| MARTIN K. EBY CONSTRUCTION CO., INC. | | | | | | |
| CONTRACT 11930001 | | TOTALS | 71,328,098.98 | 823,669.01 | 65,239,940.31 | 96.2 |
| TRAVIS 0.3 MI E OF INDUSTRIAL OAKS | | 1.748 | \$ 8,759,583.03 | \$ 238,006.24 | \$ 8,434,411.70 | 99.9 |
| US 290 0.3 MI E OF BRODIE LN | | | | | | |
| 0113-09-049 | | | | | | |
| C 113-9-49 | | | | | | |
| CONST MAIN LMS | | | | | | |
| WORK ORDER- 12-27-94 | | WORK BEGAN- 03-01-95 | | | | |
| DATE WORK COMPLETED- | | TIME COMPUTED 01-12-95 | | | | |
| CONTRACT WORKING DAYS- 255 | | ADDL DAYS GRANTED- 129 | | | | |
| WORKING DAYS CHARGED- 351 | | PERCENT TIME USED- 91 | | | | |
| HUNTER INDUSTRIES, INC. | | | | | | |
| CONTRACT 11940001 | | TOTALS | 8,759,583.03 | 238,006.24 | 8,434,411.70 | 99.9 |
| TRAVIS AT TARA LANE | | .329 | \$ 147,994.07 | \$ 19,928.08 | \$ 97,678.21 | 69.4 |
| US 290 | | | | | | |
| 0113-08-054 | | | | | | |
| STP 97(26)MM | | | | | | |
| ADD LEFT TURN | | | | | | |
| WORK ORDER- 12-03-96 | | WORK BEGAN- 12-11-96 | | | | |
| DATE WORK COMPLETED- | | TIME COMPUTED 12-19-96 | | | | |
| CONTRACT WORKING DAYS- 37 | | ADDL DAYS GRANTED- | | | | |
| WORKING DAYS CHARGED- 25 | | PERCENT TIME USED- 68 | | | | |
| ASPHALT PAVING COMPANY OF AUSTIN, INC. | | | | | | |
| CONTRACT 11963031 | | TOTALS | 147,994.07 | 19,928.08 | 97,678.21 | 69.4 |
| TRAVIS BALCONES HOODS | | 8.738 | \$ 3,740,787.90 | \$.00 | \$.00 | .0 |
| US 183 E OF IH 35 | | | | | | |
| 0151-06-110 | | | | | | |
| NH 96(631) | | | | | | |
| INSTALL FRWY TRAFFIC MANAGEMENT SYSTEM | | | | | | |
| WORK ORDER- 12-13-96 | | WORK BEGAN- 00-00-00 | | * NO CURRENT ESTIMATE PROCESSED AT THE | | |
| DATE WORK COMPLETED- | | TIME COMPUTED 00-00-00 | | * TIME OF THIS RUN | | |
| CONTRACT WORKING DAYS- 275 | | ADDL DAYS GRANTED- | | * PERCENT TIME USED- 0 | | |
| WORKING DAYS CHARGED- 0 | | PERCENT TIME USED- 0 | | | | |
| FLORIDA TRAFFIC CONTROL DEVICES, INC. | | | | | | |
| CONTRACT 11963043 | | TOTALS | 3,740,787.90 | .00 | .00 | 0.0 |
| WILLIAMSON ON CR 460 AT DRY BRUSHY CREEK | | .220 | \$ 186,022.20 | \$.00 | \$.00 | .0 |
| CR AA04-00-001 | | | | | | |
| 0914-05-086 | | | | | | |
| BR 96(244)OX | | | | | | |
| REPLACE BRIDGE & APPROACHES | | | | | | |
| WORK ORDER- 02-14-97 | | WORK BEGAN- 00-00-00 | | * NO CURRENT ESTIMATE PROCESSED AT THE | | |
| DATE WORK COMPLETED- | | TIME COMPUTED 03-02-97 | | * TIME OF THIS RUN | | |
| CONTRACT WORKING DAYS- 35 | | ADDL DAYS GRANTED- | | * PERCENT TIME USED- 0 | | |
| WORKING DAYS CHARGED- 0 | | PERCENT TIME USED- 0 | | | | |
| CAPITAL EXCAVATION COMPANY | | | | | | |
| CONTRACT 01973025 | | TOTALS | 186,022.20 | .00 | .00 | 0.0 |

| * CONTRACT IDENTIFICATION AND INFORMATION | | | * LENGTH | * CONTRACT AMOUNT | * AMOUNT THIS ESTIMATE | * TOTAL ESTIMATE TO DATE | * % COMP |
|---|--|--|----------|-------------------|------------------------|--------------------------|----------|
| WILLIAMSON ETC | BELL C/L | | 24.578 | \$ 2,185,257.04 | \$.00 | \$.00 | .0 |
| SH 95 ETC | GRANGER S CITY LIMITS | | | | | | |
| 0320-03-075 ETC | | | | | | | |
| CPM 320-3-75 | LEVEL-UP, UNDERSEAL & OVERLAY | | | | | | |
| WORK ORDER- 00-00-00 | WORK BEGAN- 00-00-00 | | | | | | |
| DATE WORK COMPLETED- | TIME COMPUTED 00-00-00 | | | | | | |
| CONTRACT WORKING DAYS- | 76 ADDL DAYS GRANTED- | | | | | | |
| WORKING DAYS CHARGED- | 0 PERCENT TIME USED- 0 | | | | | | |
| BAY MAINTENANCE COMPANY, INC. | | | TOTALS | 2,185,257.04 | .00 | .00 | 0.0 |
| WILLIAMSON | HUNTERS CHASE DR | | .472 | \$ 11,824,912.47 | \$ 225,726.77 | \$ 7,136,820.49 | 63.5 |
| US 183 | TRAVIS C/L | | | | | | |
| 0151-05-063 | | | | | | | |
| NH 95(14)M | GR, STRS, FL BS, SURF, ILLUM & SIGNL | | | | | | |
| WORK ORDER- 08-03-95 | WORK BEGAN- 08-26-95 | | | | | | |
| DATE WORK COMPLETED- | TIME COMPUTED 08-19-95 | | | | | | |
| CONTRACT WORKING DAYS- | 408 ADDL DAYS GRANTED- | | | | | | |
| WORKING DAYS CHARGED- | 302 PERCENT TIME USED- 67 | | | | | | |
| H. B. ZACHRY COMPANY | | | TOTALS | 11,824,912.47 | 225,726.77 | 7,136,820.49 | 63.5 |
| WILLIAMSON | 0.5 KM S OF SH 29 | | 5.947 | \$ 1,276,109.60 | \$ 13,122.77 | \$ 955,681.79 | 78.8 |
| FM 1660 | 5.1 KM N OF US 79 | | | | | | |
| 1566-01-006 | | | | | | | |
| STP 96(740)R | WIDEN TO 2-3.6 M LANES W/O.9 M SHOULDERS | | | | | | |
| WORK ORDER- 07-24-96 | WORK BEGAN- 08-06-96 | | | | | | |
| DATE WORK COMPLETED- | TIME COMPUTED 08-09-96 | | | | | | |
| CONTRACT WORKING DAYS- | 170 ADDL DAYS GRANTED- | | | | | | |
| WORKING DAYS CHARGED- | 98 PERCENT TIME USED- 58 | | | | | | |
| GAREY CONSTRUCTION COMPANY, INC. | | | TOTALS | 1,276,109.60 | 13,122.77 | 955,681.79 | 78.8 |
| WILLIAMSON | RM 2338 | | 1.457 | \$ 3,942,295.00 | \$ 17,860.02 | \$ 3,765,178.07 | 99.9 |
| IH 35 | SH 29 | | | | | | |
| 0015-08-100 | | | | | | | |
| MAUSTP 94(319) | GR, STRS, BS & SURF | | | | | | |
| WORK ORDER- 09-30-94 | WORK BEGAN- 10-21-94 | | | | | | |
| DATE WORK COMPLETED- | TIME COMPUTED 10-16-94 | | | | | | |
| CONTRACT WORKING DAYS- | 190 ADDL DAYS GRANTED- | | | | | | |
| WORKING DAYS CHARGED- | 269 PERCENT TIME USED- 100 | | | | | | |
| CAPITAL EXCAVATION COMPANY | | | TOTALS | 3,942,295.00 | 17,860.02 | 3,765,178.07 | 99.9 |
| WILLIAMSON | 6.6 MI N OF IH 35 | | 6.193 | \$ 3,270,729.76 | \$ 98,273.19 | \$ 2,031,863.23 | 65.3 |
| SH 195 | FM 970, S OF FLORENCE | | | | | | |
| 0440-01-032 | | | | | | | |
| CSR 440-1-32 | ADD SHOULDERS | | | | | | |
| WORK ORDER- 10-10-95 | WORK BEGAN- 12-04-95 | | | | | | |
| DATE WORK COMPLETED- | TIME COMPUTED 10-26-95 | | | | | | |
| CONTRACT WORKING DAYS- | 256 ADDL DAYS GRANTED- | | | | | | |
| WORKING DAYS CHARGED- | 240 PERCENT TIME USED- 83 | | | | | | |
| NBS CONSTRUCTION, INCORPORATED | | | TOTALS | 3,270,729.76 | 98,273.19 | 2,031,863.23 | 65.3 |
| WILLIAMSON | 2.0 MI WEST OF MILAM C/L | | 5.492 | \$ 688,538.75 | \$ 23,126.44 | \$ 633,805.25 | 97.7 |
| US 79 | 7.75 MI WEST OF MILAM C/L | | | | | | |
| 0204-04-036 | | | | | | | |
| CPM 204-4-36 | SEAL & OVERLAY | | | | | | |
| WORK ORDER- 10-02-95 | WORK BEGAN- 07-29-96 | | | | | | |
| DATE WORK COMPLETED- | TIME COMPUTED 07-29-96 | | | | | | |
| CONTRACT WORKING DAYS- | 45 ADDL DAYS GRANTED- | | | | | | |
| WORKING DAYS CHARGED- | 59 PERCENT TIME USED- 104 | | | | | | |
| AUSTIN BRIDGE & ROAD, INC. | | | TOTALS | 688,538.75 | 23,126.44 | 633,805.25 | 97.7 |

| * CONTRACT IDENTIFICATION AND INFORMATION | | * LENGTH | * CONTRACT AMOUNT | * AMOUNT THIS ESTIMATE | * TOTAL ESTIMATE TO DATE | * % COMP |
|---|--|----------|-------------------|------------------------|---------------------------------------|----------------|
| WILLIAMSON CS 0914-05-064 STP 95(33)MM | PARLIAMENT PLACE ON SPICEWOOD SPRGS RD WEST OF SHAKESPEAREAN MAY RECONSTRUCT TO 5-LN URBAN | .430 | \$ 1,184,889.84 | \$ 4,782.77 | \$ 1,195,051.69 | 99.9 |
| WILLIAMSON 0914-05-096 C 914-5-96 | MCNEIL RD FROM STA 04+09.90 TO 50+09.90 REHAB ROADWAY | 4.600 | \$.00 | \$.00 | \$ 179,350.58 | .0 |
| WORK ORDER- 10-12-95 DATE WORK COMPLETED- CONTRACT WORKING DAYS- 204 WORKING DAYS CHARGED- 158 | WORK BEGAN- 02-21-96 TIME COMPUTED 10-28-95 ADDL DAYS GRANTED- 35 PERCENT TIME USED- 66 | | | | | |
| BAY MAINTENANCE COMPANY, INC. | | | | | | |
| CONTRACT 08950177 | | TOTALS | 1,184,889.84 | 4,782.77 | 1,374,402.27 | 99.9 |
| WILLIAMSON SH 29 0337-01-020 C 337-1-20 | IH 35 SCENIC DRIVE IN GEORGETOWN WIDEN GR, STR, BS AND ASPH CONC PVT | .363 | \$ 2,333,055.43 | \$ 74,344.54 | \$ 2,192,319.34 | 98.9 |
| WORK ORDER- 10-11-95 DATE WORK COMPLETED- CONTRACT WORKING DAYS- 192 WORKING DAYS CHARGED- 188 | WORK BEGAN- 01-10-96 TIME COMPUTED 10-27-95 ADDL DAYS GRANTED- 1 PERCENT TIME USED- 97 | | | | | |
| CAPITAL EXCAVATION COMPANY | | | | | | |
| CONTRACT 08950227 | | TOTALS | 2,333,055.43 | 74,344.54 | 2,192,319.34 | 98.9 |
| WILLIAMSON US 79 0204-02-021 STP 96(840)RM | 0.5 MI E OF FM 685, THRU HUTTO 0.2 MI E OF FM 1660 ADD LEFT TURN LANE | 1.086 | \$ 1,448,619.53 | \$ 68,184.26 | \$ 551,668.17 | 40.0 |
| WORK ORDER- 10-04-96 DATE WORK COMPLETED- CONTRACT WORKING DAYS- 204 WORKING DAYS CHARGED- 55 | WORK BEGAN- 11-04-96 TIME COMPUTED 10-20-96 ADDL DAYS GRANTED- PERCENT TIME USED- 27 | | | | | |
| CAPITAL EXCAVATION COMPANY | | | | | | |
| CONTRACT 08963084 | | TOTALS | 1,448,619.53 | 68,184.26 | 551,668.17 | 40.0 |
| WILLIAMSON FM 734 3417-02-004 C 3417-2-4 | RM 1431 RM 620 GR, STRS & SURF | 4.309 | \$ 4,336,083.12 | \$ 210,098.69 | \$ 3,894,019.14 | 94.5 |
| WORK ORDER- 11-08-95 DATE WORK COMPLETED- CONTRACT WORKING DAYS- 240 WORKING DAYS CHARGED- 257 | WORK BEGAN- 12-20-95 TIME COMPUTED 11-24-95 ADDL DAYS GRANTED- 31 PERCENT TIME USED- 95 | | | | | |
| HUNTER INDUSTRIES, INC. | | | | | | |
| CONTRACT 09950061 | | TOTALS | 4,336,083.12 | 210,098.69 | 3,894,019.14 | 94.5 |
| WILLIAMSON CS 0914-05-087 BR 96(245)OX | WASHBURN STREET AT BULL BRANCH REPL BR & APPRS | .044 | \$ 188,722.00 | \$ 74,395.32 | \$ 91,732.82 | 51.1 |
| WORK ORDER- 12-09-96 DATE WORK COMPLETED- CONTRACT WORKING DAYS- 25 WORKING DAYS CHARGED- 9 | WORK BEGAN- 01-14-97 TIME COMPUTED 12-25-96 ADDL DAYS GRANTED- PERCENT TIME USED- 36 | | | | | |
| BAY MAINTENANCE COMPANY, INC. | | | | | | |
| CONTRACT 11963029 | | TOTALS | 188,722.00 | 74,395.32 | 91,732.82 | 51.1 |
| WILLIAMSON RM 1431 1378-02-015 CD 1378-2-15 | 120M E OF SAM BASS RD 220M E OF VISTA HILLS BLVD RESTRIPE FOR LEFT TURN LANE | 1.330 | \$ 24,317.04 | \$ 23,923.71 | \$ 23,923.71 | 99.9 |
| WORK ORDER- 01-30-97 DATE WORK COMPLETED- CONTRACT WORKING DAYS- 12 WORKING DAYS CHARGED- 1 | WORK BEGAN- 02-07-97 TIME COMPUTED 02-15-97 ADDL DAYS GRANTED- PERCENT TIME USED- 8 | | | | | |
| CAMPBELL INDUSTRIES, INC. | | | | | | |
| CONTRACT 12963040 | | TOTALS | 24,317.04 | 23,923.71 | 23,923.71 | 99.9 |
| | | | | | DISTRICT CONTRACT AMOUNT | 253,603,539.34 |
| | | | | | DISTRICT ESTIMATES THIS MONTH | 4,817,856.21 |
| | | | | | DISTRICT TOTAL ESTIMATES PAID TO DATE | 177,325,072.20 |

| * CONTRACT IDENTIFICATION AND INFORMATION | | * LENGTH | * CONTRACT AMOUNT | * AMOUNT THIS ESTIMATE | * TOTAL ESTIMATE TO DATE | * % COMP |
|---|------------------------|----------|-------------------|------------------------|--------------------------|----------|
| ATASCOSA FM 2790 1741-01-007 AR 1741-1-7 GRAD, STR, BASE, CURB, SURF | | 1.600 | \$ 458,520.76' | 171,315.73' | 244,818.67' | 56.2' |
| WORK ORDER- 12-16-96 | WORK BEGAN- 01-14-97 | | | | | |
| DATE WORK COMPLETED- | TIME COMPUTED 01-01-97 | | | | | |
| CONTRACT WORKING DAYS- 45 | ADDL DAYS GRANTED- 9 | | | | | |
| WORKING DAYS CHARGED- 21 | PERCENT TIME USED- 39 | | | | | |
| E. E. HOOD & SONS, INC. | | | | | | |
| CONTRACT 11963077 | | TOTALS | 458,520.76' | 171,315.73' | 244,818.67' | 56.2' |
| ATASCOSA SH 97 0328-06-021 BR 96(5) REPLACE BRIDGES & APPROACHES | | .701 | \$ 1,284,494.46' | 52,742.14' | 909,962.43' | 74.5' |
| WORK ORDER- 01-26-96 | WORK BEGAN- 03-29-96 | | | | | |
| DATE WORK COMPLETED- | TIME COMPUTED 02-11-96 | | | | | |
| CONTRACT WORKING DAYS- 230 | ADDL DAYS GRANTED- | | | | | |
| WORKING DAYS CHARGED- 148 | PERCENT TIME USED- 64 | | | | | |
| SHANNON-MONK, INC. | | | | | | |
| CONTRACT 12950046 | | TOTALS | 1,284,494.46' | 52,742.14' | 909,962.43' | 74.5' |
| BEXAR LP 1604 2452-01-030 STP 96(136)R GR, BS & SURF | | 4.938 | \$ 1,144,521.02' | 8,565.01' | 743,436.92' | 68.7' |
| WORK ORDER- 04-11-96 | WORK BEGAN- 05-08-96 | | | | | |
| DATE WORK COMPLETED- | TIME COMPUTED 04-27-96 | | | | | |
| CONTRACT WORKING DAYS- 165 | ADDL DAYS GRANTED- 8 | | | | | |
| WORKING DAYS CHARGED- 141 | PERCENT TIME USED- 82 | | | | | |
| DEAN WORD COMPANY, LTD. | | | | | | |
| CONTRACT 02960008 | | TOTALS | 1,144,521.02' | 8,565.01' | 743,436.92' | 68.7' |
| BEXAR VA 0915-00-067 CL 915-00-67 REVEGETATION OF CONSTRUCTION SITES | | 17.041 | \$ 397,008.61' | .00' | .00' | .0' |
| WORK ORDER- 03-10-97 | WORK BEGAN- 00-00-00 | | | | | |
| DATE WORK COMPLETED- | TIME COMPUTED 03-26-97 | | | | | |
| CONTRACT WORKING DAYS- 79 | ADDL DAYS GRANTED- | | | | | |
| WORKING DAYS CHARGED- 0 | PERCENT TIME USED- 0 | | | | | |
| RANDALL & BLAKE, INC. | | | | | | |
| CONTRACT 02973054 | | TOTALS | 397,008.61' | .00' | .00' | 0.0' |
| BEXAR IH 410 0521-05-090 IM 410-4(294)579 REHAB OVERPASSES & APPROACHES | | .398 | \$ 886,648.58' | .00' | .00' | .0' |
| WORK ORDER- 00-00-00 | WORK BEGAN- 00-00-00 | | | | | |
| DATE WORK COMPLETED- | TIME COMPUTED 00-00-00 | | | | | |
| CONTRACT WORKING DAYS- 151 | ADDL DAYS GRANTED- | | | | | |
| WORKING DAYS CHARGED- 0 | PERCENT TIME USED- 0 | | | | | |
| H. B. ZACHRY COMPANY | | | | | | |
| CONTRACT 02973056 | | TOTALS | 886,648.58' | .00' | .00' | 0.0' |
| BEXAR FM 1957 2104-02-017 STP 92(5)MM GR, STRS, BASE & SURF | | 4.934 | \$ 8,889,945.47' | .00' | 9,183,762.39' | 99.9' |
| WORK ORDER- 05-06-92 | WORK BEGAN- 05-21-92 | | | | | |
| DATE WORK COMPLETED- | TIME COMPUTED 05-22-92 | | | | | |
| CONTRACT WORKING DAYS- 360 | ADDL DAYS GRANTED- | | | | | |
| WORKING DAYS CHARGED- 386 | PERCENT TIME USED- 107 | | | | | |
| E. E. HOOD & SONS, INC. ACME BRIDGE COMPANY, INC. | | | | | | |
| CONTRACT 03920003 | | TOTALS | 8,889,945.47' | .00' | 9,183,762.39' | 99.9' |

| * CONTRACT IDENTIFICATION AND INFORMATION | | * LENGTH | * CONTRACT AMOUNT | * AMOUNT THIS ESTIMATE | * TOTAL ESTIMATE TO DATE | * % COMP |
|---|------------------------|----------|-------------------|------------------------|--------------------------|----------|
| BEXAR US 281 FM 2537 OLD PLEASANTON RD 2441-01-010 AR 2441-1-10 GRAD, STR, BASE, SURF | | 1.466 | \$ 529,687.68 | \$ 100,000.13 | 646,886.62 | 99.9 |
| WORK ORDER- 05-06-96 | WORK BEGAN- 06-17-96 | | | | | |
| DATE WORK COMPLETED- | TIME COMPUTED 05-22-96 | | | | | |
| CONTRACT WORKING DAYS- 75 | ADDL DAYS GRANTED- 17 | | | | | |
| WORKING DAYS CHARGED- 82 | PERCENT TIME USED- 89 | | | | | |
| CAPITAL EXCAVATION COMPANY | | | | | | |
| CONTRACT 03963042 | | TOTALS | 529,687.68 | 100,000.13 | 646,886.62 | 99.9 |
| BEXAR IH 10 IH 35 LP 13 0017-09-071 IM 35-2(223)151 SEAL COAT & ASPHALTIC OVERLAY | | 15.083 | \$ 3,703,960.03 | \$ 6,918.17 | 2,911,384.66 | 82.7 |
| WORK ORDER- 05-13-96 | WORK BEGAN- 06-26-96 | | | | | |
| DATE WORK COMPLETED- | TIME COMPUTED 06-26-96 | | | | | |
| CONTRACT WORKING DAYS- 105 | ADDL DAYS GRANTED- 16 | | | | | |
| WORKING DAYS CHARGED- 100 | PERCENT TIME USED- 83 | | | | | |
| DEAN WORD COMPANY, LTD. | | | | | | |
| CONTRACT 03963052 | | TOTALS | 3,703,960.03 | 6,918.17 | 2,911,384.66 | 82.7 |
| BEXAR US 281 0073-08-121 NH 96(611) SAN ANTONIO RIVER, N 0.3 MI S OF BASSE RD TRAFFIC MANAGEMENT SYSTEM | | 3.200 | \$ 2,986,254.49 | \$ 22,993.57 | 328,805.93 | 11.5 |
| WORK ORDER- 05-22-96 | WORK BEGAN- 10-05-96 | | | | | |
| DATE WORK COMPLETED- | TIME COMPUTED 09-15-96 | | | | | |
| CONTRACT WORKING DAYS- 180 | ADDL DAYS GRANTED- | | | | | |
| WORKING DAYS CHARGED- 79 | PERCENT TIME USED- 44 | | | | | |
| COMSAT CORPORATION | | | | | | |
| CONTRACT 03963060 | | TOTALS | 2,986,254.49 | 22,993.57 | 328,805.93 | 11.5 |
| BEXAR LP 1604, 1.9 KM S OF US 90, H FM 143 CAGNON RD(NEW LOCATION W OF SAN ANTONIO) 3615-01-001 A 3615-1-1 GRAD, STR, BASE, SURF | | 1.289 | \$ 839,548.28 | \$ 251.83 | 781,547.62 | 97.9 |
| WORK ORDER- 05-20-96 | WORK BEGAN- 06-05-96 | | | | | |
| DATE WORK COMPLETED- | TIME COMPUTED 06-05-96 | | | | | |
| CONTRACT WORKING DAYS- 165 | ADDL DAYS GRANTED- | | | | | |
| WORKING DAYS CHARGED- 134 | PERCENT TIME USED- 81 | | | | | |
| V. K. KNOWLTON PAVING CONTRACTOR, INC. | | | | | | |
| CONTRACT 04963025 | | TOTALS | 839,548.28 | 251.83 | 781,547.62 | 97.9 |
| BEXAR IN SAN ANTONIO FR IH 10 IH 410 HONEYSUCKLE LN 0521-04-213 IR 410-4(268)615 UTILITY ADJUSTMENTS | | .001 | \$ 209,290.91 | \$.00 | 262,334.58 | 99.9 |
| BEXAR IN SAN ANTONIO FROM CHERRY RIDGE IH 410 JACKSON-KELLER RD 0521-04-215 NH 94(14)IM GR, STRS, BASE, SURF & SIGN | | .946 | \$ 17,529,709.10 | \$ 260,062.16 | 15,511,947.58 | 93.1 |
| WORK ORDER- 07-07-95 | WORK BEGAN- 08-28-95 | | | | | |
| DATE WORK COMPLETED- | TIME COMPUTED 07-23-95 | | | | | |
| CONTRACT WORKING DAYS- 689 | ADDL DAYS GRANTED- 14 | | | | | |
| WORKING DAYS CHARGED- 495 | PERCENT TIME USED- 70 | | | | | |
| H. B. ZACHRY COMPANY | | | | | | |
| CONTRACT 05950001 | | TOTALS | 17,739,000.01 | 260,062.16 | 15,774,282.16 | 93.6 |
| BEXAR VARIOUS LOCATIONS (NORTH DISTRICT) VA 0915-00-064 CPM 915-00-64 THERMOPLASTIC & RAISED PAVEMENT MARKINGS | | 116.956 | \$ 464,890.78 | \$ 35,613.75 | 402,640.78 | 91.1 |
| WORK ORDER- 06-12-96 | WORK BEGAN- 07-22-96 | | | | | |
| DATE WORK COMPLETED- | TIME COMPUTED 06-28-96 | | | | | |
| CONTRACT WORKING DAYS- 48 | ADDL DAYS GRANTED- | | | | | |
| WORKING DAYS CHARGED- 34 | PERCENT TIME USED- 71 | | | | | |
| LECTRIC LITES COMPANY | | | | | | |
| CONTRACT 05963019 | | TOTALS | 464,890.78 | 35,613.75 | 402,640.78 | 91.1 |

| * CONTRACT IDENTIFICATION AND INFORMATION | | * LENGTH | * CONTRACT AMOUNT | * AMOUNT THIS ESTIMATE | * TOTAL ESTIMATE TO DATE | * % COMP |
|--|------------------------|----------|-------------------|------------------------|--------------------------|----------|
| BEXAR DISTRICTWIDE ON IH (1996) | | .002 | \$ 366,024.63 | \$ 17,810.52 | 276,986.12 | 79.6 |
| VA 0915-00-058 IM 37-2(64)084 | | | | | | |
| REPLACE GUARD RAIL TERMINAL ANCHOR SECTS | | | | | | |
| WORK ORDER- 06-13-96 | WORK BEGAN- 09-03-96 | | | | | |
| DATE WORK COMPLETED- | TIME COMPUTED 06-29-96 | | | | | |
| CONTRACT WORKING DAYS- 70 | ADDL DAYS GRANTED- 32 | | | | | |
| WORKING DAYS CHARGED- 78 | PERCENT TIME USED- 76 | | | | | |
| BUSTER PAVING CO., INC. | | | | | | |
| CONTRACT 05963037 | | TOTALS | 366,024.63 | 17,810.52 | 276,986.12 | 79.6 |
| BEXAR AT SOUTHCROSS BLVD/SULPHUR SPRINGS RD | | .003 | \$ 241,287.26 | \$ 35,016.52 | 84,568.97 | 36.8 |
| IH 410 IN SAN ANTONIO | | | | | | |
| 0521-06-077 | | | | | | |
| IM 410-4(285)596 TRAFFIC SIGNALS | | | | | | |
| WORK ORDER- 08-28-96 | WORK BEGAN- 12-09-96 | | | | | |
| DATE WORK COMPLETED- | TIME COMPUTED 11-27-96 | | | | | |
| CONTRACT WORKING DAYS- 75 | ADDL DAYS GRANTED- | | | | | |
| WORKING DAYS CHARGED- 43 | PERCENT TIME USED- 57 | | | | | |
| COMSAT CORPORATION | | | | | | |
| CONTRACT 05963074 | | TOTALS | 241,287.26 | 35,016.52 | 84,568.97 | 36.8 |
| BEXAR AT FM 1957 (POTRANCO RD) | | 1.041 | \$ 2,791,497.73 | \$ 33,907.55 | 2,761,590.12 | 99.9 |
| SH 151 AND AT INGRAM ROAD | | | | | | |
| 3508-01-011 | | | | | | |
| STP 95(199)HES GRAD, STR, BASE, SURF, SIGNING | | | | | | |
| WORK ORDER- 07-26-95 | WORK BEGAN- 09-05-95 | | | | | |
| DATE WORK COMPLETED- | TIME COMPUTED 08-11-95 | | | | | |
| CONTRACT WORKING DAYS- 238 | ADDL DAYS GRANTED- 39 | | | | | |
| WORKING DAYS CHARGED- 270 | PERCENT TIME USED- 97 | | | | | |
| CAPITAL EXCAVATION COMPANY | | | | | | |
| CONTRACT 06950005 | | TOTALS | 2,791,497.73 | 33,907.55 | 2,761,590.12 | 99.9 |
| BEXAR DISTRICTWIDE | | .001 | \$ 318,597.71 | .00 | 306,987.06 | 96.3 |
| VA | | | | | | |
| 0915-00-054 | | | | | | |
| CPM 915-00-54 PLACE THERMOPLASTIC PAV MARK (FY 1995) | | | | | | |
| WORK ORDER- 07-10-95 | WORK BEGAN- 10-10-95 | | | | | |
| DATE WORK COMPLETED- | TIME COMPUTED 07-26-95 | | | | | |
| CONTRACT WORKING DAYS- 60 | ADDL DAYS GRANTED- | | | | | |
| WORKING DAYS CHARGED- 60 | PERCENT TIME USED- 100 | | | | | |
| PAIGE BARRICADES, INC. | | | | | | |
| CONTRACT 06950052 | | TOTALS | 318,597.71 | .00 | 306,987.06 | 96.3 |
| BEXAR IN SAN ANTONIO FROM IH 410 | | 1.947 | \$ 5,388,942.64 | \$ 136,191.83 | 880,529.48 | 17.1 |
| FM 1535 BRAESVIEW | | | | | | |
| 0658-01-033 | | | | | | |
| STP 96(723)MM GRAD, STR, BASE, SURF, SIGNALS | | | | | | |
| WORK ORDER- 08-20-96 | WORK BEGAN- 10-14-96 | | | | | |
| DATE WORK COMPLETED- | TIME COMPUTED 11-19-96 | | | | | |
| CONTRACT WORKING DAYS- 360 | ADDL DAYS GRANTED- | | | | | |
| WORKING DAYS CHARGED- 39 | PERCENT TIME USED- 11 | | | | | |
| CAPITAL EXCAVATION COMPANY | | | | | | |
| CONTRACT 06963007 | | TOTALS | 5,388,942.64 | 136,191.83 | 880,529.48 | 17.1 |
| BEXAR IN SAN ANTONIO ON HORAL DR FROM US 90 | | 1.558 | \$ 3,122,872.31 | \$ 52,767.62 | 393,486.55 | 13.2 |
| CS MARBACH RD | | | | | | |
| 0915-12-204 | | | | | | |
| STP 96(684)MM GRAD, STR, BASE, SURF, SIGNALS | | | | | | |
| WORK ORDER- 08-01-96 | WORK BEGAN- 11-18-96 | | | | | |
| DATE WORK COMPLETED- | TIME COMPUTED 08-17-96 | | | | | |
| CONTRACT WORKING DAYS- 240 | ADDL DAYS GRANTED- | | | | | |
| WORKING DAYS CHARGED- 40 | PERCENT TIME USED- 17 | | | | | |
| V. K. KNOWLTON PAVING CONTRACTOR, INC. | | | | | | |
| CONTRACT 06963047 | | TOTALS | 3,122,872.31 | 52,767.62 | 393,486.55 | 13.2 |

* NO CURRENT ESTIMATE PROCESSED AT THE TIME OF THIS RUN *

| * CONTRACT IDENTIFICATION AND INFORMATION | | * LENGTH | * CONTRACT AMOUNT | * AMOUNT THIS ESTIMATE | * TOTAL ESTIMATE TO DATE | * % COMP |
|--|--|----------|-------------------|------------------------|--------------------------|----------|
| BEXAR ON O'CONNOR RD (PS 1503) FR LP 1604 | | 1.737 | \$ 5,271,003.65' | 12,622.98' | 4,591,097.11' | 91.6' |
| CS STAHL RD | | | | | | |
| 0915-12-158 GRAD, STR, BASE, SURF | | | | | | |
| STP 95(47)MM | | | | | | |
| WORK ORDER- 00-00-00 WORK BEGAN- 09-11-95 | | | | | | |
| DATE WORK COMPLETED- TIME COMPUTED 09-21-95 | | | | | | |
| CONTRACT WORKING DAYS- 270 ADDL DAYS GRANTED- | | | | | | |
| WORKING DAYS CHARGED- 254 PERCENT TIME USED- 94 | | | | | | |
| DEAN WORD COMPANY, LTD. | | | | | | |
| CONTRACT 07950009 | | TOTALS | 5,271,003.65' | 12,622.98' | 4,591,097.11' | 91.6' |
| BEXAR 0.4 MI N OF HURZBACH RD | | 1.666 | \$ 32,698,998.05' | 856,302.99' | 13,431,394.19' | 43.2' |
| IH 10 0.3 MI N OF CALLAGHAN RD | | | | | | |
| 0072-12-153 GR, STRS, BASE, SURF & SIGN | | | | | | |
| IDR 10-4(281)562 | | | | | | |
| BEXAR 0.4 MI N OF HURZBACH RD | | .001 | \$ 1,038,236.98' | .00' | 674,099.61' | 68.3' |
| IH 10 0.3 MI N OF CALLAGHAN RD | | | | | | |
| 0072-12-162 UTIL ADJ | | | | | | |
| NH 95(18)IM | | | | | | |
| WORK ORDER- 09-13-95 WORK BEGAN- 11-10-95 | | | | | | |
| DATE WORK COMPLETED- TIME COMPUTED 09-29-95 | | | | | | |
| CONTRACT WORKING DAYS- 1,008 ADDL DAYS GRANTED- | | | | | | |
| WORKING DAYS CHARGED- 446 PERCENT TIME USED- 44 | | | | | | |
| MCCARTHY BROTHERS COMPANY | | | | | | |
| CONTRACT 07950071 | | TOTALS | 33,737,235.03' | 856,302.99' | 14,105,493.80' | 44.0' |
| BEXAR ON CULEBRA RD AT OAKHILL (SAN ANTONIO) | | .241 | \$ 380,223.75' | 1,551.00' | 352,522.38' | 97.5' |
| CS | | | | | | |
| 0915-12-159 GR, STR, BASE, SURF & SIGNALS | | | | | | |
| STP 95(200)MM | | | | | | |
| BEXAR N CULEBRA RD FROM IH 410 (SAN ANTONIO) | | .605 | \$ 1,178,317.40' | 5,449.00' | 1,237,872.58' | 99.9' |
| CS 0.5 MI E OF IH 410 | | | | | | |
| 0915-12-164 GR, STR, BS, SURF & SIGNALS | | | | | | |
| STP 95(201)MM | | | | | | |
| WORK ORDER- 10-05-95 WORK BEGAN- 11-06-95 | | | | | | |
| DATE WORK COMPLETED- TIME COMPUTED 10-21-95 | | | | | | |
| CONTRACT WORKING DAYS- 185 ADDL DAYS GRANTED- 19 | | | | | | |
| WORKING DAYS CHARGED- 203 PERCENT TIME USED- 100 | | | | | | |
| CAPITAL EXCAVATION COMPANY | | | | | | |
| CONTRACT 07950094 | | TOTALS | 1,558,541.15' | 7,000.00' | 1,590,394.96' | 99.9' |
| BEXAR IH 35 | | 12.107 | \$ 2,825,999.62' | .00' | 68,924.40' | 2.5' |
| IH 10 LP 13 | | | | | | |
| 0025-02-150 PLANING, SEAL COAT & ASPHALTIC | | | | | | |
| IM 10-4(286)573 OVERLAY | | | | | | |
| BEXAR IH 410, S OF SAN ANTONIO, S | | 20.235 | \$ 502,029.53' | 47,523.88' | 534,469.96' | 99.9' |
| US 281 ATASCOSA COUNTY LINE | | | | | | |
| 0073-02-060 SEAL COAT | | | | | | |
| CPM 73-2-60 | | | | | | |
| WORK ORDER- 10-02-96 WORK BEGAN- 09-11-96 | | | | | | |
| DATE WORK COMPLETED- TIME COMPUTED 09-11-96 | | | | | | |
| CONTRACT WORKING DAYS- 90 ADDL DAYS GRANTED- | | | | | | |
| WORKING DAYS CHARGED- 32 PERCENT TIME USED- 36 | | | | | | |
| DEAN WORD COMPANY, LTD. | | | | | | |
| CONTRACT 07963007 | | TOTALS | 3,328,029.15' | 47,523.88' | 603,394.36' | 19.0' |
| BEXAR AT OLD HWY 90, 1.3 KM N OF US 90 | | 1.208 | \$ 3,168,611.58' | 131,747.70' | 806,687.00' | 26.7' |
| SH 151 | | | | | | |
| 3508-01-012 | | | | | | |
| STP 96(713)HES GRAD, STR, BASE, SURF, SIGNING | | | | | | |
| WORK ORDER- 09-09-96 WORK BEGAN- 09-25-96 | | | | | | |
| DATE WORK COMPLETED- TIME COMPUTED 09-25-96 | | | | | | |
| CONTRACT WORKING DAYS- 180 ADDL DAYS GRANTED- | | | | | | |
| WORKING DAYS CHARGED- 68 PERCENT TIME USED- 38 | | | | | | |
| ACME BRIDGE COMPANY, INC. | | | | | | |
| HUNTER INDUSTRIES, INC. | | | | | | |
| CONTRACT 07963008 | | TOTALS | 3,168,611.58' | 131,747.70' | 806,687.00' | 26.7' |

| * CONTRACT IDENTIFICATION AND INFORMATION | | * LENGTH | * CONTRACT AMOUNT | * AMOUNT THIS ESTIMATE | * TOTAL ESTIMATE TO DATE | * % COMP |
|--|------------------------|----------|-------------------|------------------------|--------------------------|----------|
| BEXAR IN SAN ANTONIO ON EISENHAEUER RD FROM IH 35, E TO MIDCROWN DR | | 1.526 | \$ 2,558,858.05' | 61,441.12' | 673,172.40' | 27.6' |
| MH 0915-12-122 STP 96(715)MM GRAD, STR, BASE, SURF, CURB, TRAFFIC SIG | | | | | | |
| WORK ORDER- 09-04-96 | WORK BEGAN- 11-14-96 | | | | | |
| DATE WORK COMPLETED- | TIME COMPUTED 09-20-96 | | | | | |
| CONTRACT WORKING DAYS- | ADDL DAYS GRANTED- | 270 | | | | |
| WORKING DAYS CHARGED- | PERCENT TIME USED- 14 | 39 | | | | |
| DEAN WORD COMPANY, LTD. | | | | | | |
| CONTRACT 07963031 | | TOTALS | 2,558,858.05' | 61,441.12' | 673,172.40' | 27.6' |
| BEXAR IN SAN ANTONIO ON NEW LOCATION FROM NACOGDOCHES RD TO IH 35 | | 3.970 | \$ 23,138,240.96' | 1,511,610.09' | 5,072,547.89' | 23.0' |
| MH 8000-15-009 NH 96(738)M GR, STRS, BS & SURF | | | | | | |
| WORK ORDER- 09-09-96 | WORK BEGAN- 10-11-96 | | | | | |
| DATE WORK COMPLETED- | TIME COMPUTED 09-25-96 | | | | | |
| CONTRACT WORKING DAYS- | ADDL DAYS GRANTED- | 540 | | | | |
| WORKING DAYS CHARGED- | PERCENT TIME USED- 14 | 77 | | | | |
| ACME BRIDGE COMPANY, INC. HUNTER INDUSTRIES, INC. | | | | | | |
| CONTRACT 07963054 | | TOTALS | 23,138,240.96' | 1,511,610.09' | 5,072,547.89' | 23.0' |
| BEXAR IN SAN ANTONIO ON NEW LOCATION FROM THOUSAND OAKS AT CHAPALA WAY TO IH 35 | | .891 | \$ 5,078,428.36' | 106,973.36' | 3,786,247.70' | 78.4' |
| MH 0915-12-138 MAM-STP 95(263)MM GR, STR, BS & SURF | | | | | | |
| WORK ORDER- 10-06-95 | WORK BEGAN- 11-27-95 | | | | | |
| DATE WORK COMPLETED- | TIME COMPUTED 10-22-95 | | | | | |
| CONTRACT WORKING DAYS- | ADDL DAYS GRANTED- 95 | 220 | | | | |
| WORKING DAYS CHARGED- | PERCENT TIME USED- 78 | 247 | | | | |
| ACME BRIDGE COMPANY, INC. HUNTER INDUSTRIES, INC. | | | | | | |
| CONTRACT 08950003 | | TOTALS | 5,078,428.36' | 106,973.36' | 3,786,247.70' | 78.4' |
| BEXAR RHAPSODY DR, N NAKOMA RD | | 3.351 | \$ 503,069.56' | .00' | .00' | .0' |
| US 281 0253-04-105 CPM 253-4-105 SEAL COAT, ASPH OVERLAY (NB ONLY), PAV MRK | | | | | | |
| BEXAR LEON CREEK, N EVERS RD | | 3.806 | \$ 1,000,264.28' | .00' | .00' | .0' |
| IH 410 0521-04-228 UBF IM 410-4(288)567 PLANING, SEAL COAT, ASPH OVERLAY & PAV MRK | | | | | | |
| WORK ORDER- 09-11-96 | WORK BEGAN- 00-00-00 | | | | | |
| DATE WORK COMPLETED- | TIME COMPUTED 09-27-96 | | | | | |
| CONTRACT WORKING DAYS- | ADDL DAYS GRANTED- | 89 | | | | |
| WORKING DAYS CHARGED- | PERCENT TIME USED- 0 | 0 | | | | |
| BAY MAINTENANCE COMPANY, INC. | | | | | | |
| CONTRACT 08963010 | | TOTALS | 1,503,333.84' | .00' | .00' | 0.0' |
| BEXAR NB & SB OVERPASSES OF MEDINA | | .707 | \$ 1,160,579.49' | 200,802.43' | 370,114.98' | 33.5' |
| IH 410 0521-05-089 UBF IM 410-4(287)577 REHAB OVERPASSES & APPROACHES | | | | | | |
| WORK ORDER- 10-02-96 | WORK BEGAN- 11-25-96 | | | | | |
| DATE WORK COMPLETED- | TIME COMPUTED 10-18-96 | | | | | |
| CONTRACT WORKING DAYS- | ADDL DAYS GRANTED- | 150 | | | | |
| WORKING DAYS CHARGED- | PERCENT TIME USED- 26 | 39 | | | | |
| H. B. ZACHRY COMPANY | | | | | | |
| CONTRACT 08963032 | | TOTALS | 1,160,579.49' | 200,802.43' | 370,114.98' | 33.5' |

| * CONTRACT IDENTIFICATION AND INFORMATION | | * LENGTH | * CONTRACT AMOUNT | * AMOUNT THIS ESTIMATE | * TOTAL ESTIMATE TO DATE | * % COMP |
|--|--|----------|-------------------|------------------------|--------------------------|----------|
| BEXAR IH 35 0017-09-075 UBF IM 35-4(290)150 UPGRADE EXISTING SIGNALS | AT THEO/MALONE, DIVISION, SOUTHCROSS, LOOP 13, ZARZAMORA & PALO ALTO | .002 | \$ 908,414.50' | 250,131.52' | 261,531.52' | 30.3' |
| BEXAR LP 1604 2452-01-039 C 2452-1-39 | AT MARBACH ROAD TRAFFIC SIGNALS | .002 | \$ 113,897.55' | 61,551.72' | 103,604.85' | 95.7' |
| WORK ORDER- 10-02-96 DATE WORK COMPLETED- CONTRACT WORKING DAYS- 150 WORKING DAYS CHARGED- 30 | WORK BEGAN- 01-02-97 TIME COMPUTED 10-18-96 ADDL DAYS GRANTED- PERCENT TIME USED- 20 | | | | | |
| MICA CORPORATION | | | | | | |
| CONTRACT 08963070 | | TOTALS | 1,022,312.05' | 311,683.24' | 365,136.37' | 37.5' |
| BEXAR MH 0915-12-113 STP 96(827)MM | IN SAN ANTONIO ON O'CONNOR RD AT FM 2252' (NACOGDOCHES RD) GRAD, STR, BASE, SURF, CURB, TRAF SIG | .359 | \$ 575,281.26' | 45,734.89' | 252,373.97' | 46.1' |
| WORK ORDER- 10-03-96 DATE WORK COMPLETED- CONTRACT WORKING DAYS- 75 WORKING DAYS CHARGED- 46 | WORK BEGAN- 11-13-96 TIME COMPUTED 10-19-96 ADDL DAYS GRANTED- PERCENT TIME USED- 61 | | | | | |
| AUSTIN BRIDGE & ROAD, INC. | | | | | | |
| CONTRACT 08963093 | | TOTALS | 575,281.26' | 45,734.89' | 252,373.97' | 46.1' |
| BEXAR FM 1517 1478-01-007 STP 95(202)MM | SH 16, NE 1.9 MI (HUEBNER RD) GR, STRS, BASE & SURF | 1.799 | \$ 6,634,198.12' | 212,338.15' | 6,934,609.28' | 100.0' |
| WORK ORDER- 11-06-95 DATE WORK COMPLETED- 02-21-97 CONTRACT WORKING DAYS- 382 WORKING DAYS CHARGED- 243 | WORK BEGAN- 01-04-96 TIME COMPUTED 11-22-95 ADDL DAYS GRANTED- PERCENT TIME USED- 64 | | | | | |
| H. B. ZACHRY COMPANY | | | | | | |
| CONTRACT 09950035 | | TOTALS | 6,634,198.12' | 212,338.15' | 6,934,609.28' | 100.0' |
| BEXAR MH 0915-12-117 STP 96(722)MM | IN SAN ANTONIO ON ZARZAMORA ST FROM SP 421 (CULEBRA), S TO COMMERCE ST GRAD, STR, BASE, SURF, CURB, TRAFFIC SIG | 1.170 | \$ 2,926,226.20' | 61,572.40' | 409,632.41' | 14.7' |
| WORK ORDER- 10-23-96 DATE WORK COMPLETED- CONTRACT WORKING DAYS- 330 WORKING DAYS CHARGED- 45 | WORK BEGAN- 12-02-96 TIME COMPUTED 11-08-96 ADDL DAYS GRANTED- PERCENT TIME USED- 14 | | | | | |
| RAY FARIS, INC. | | | | | | |
| CONTRACT 09963022 | | TOTALS | 2,926,226.20' | 61,572.40' | 409,632.41' | 14.7' |
| BEXAR CS 0915-12-209 CUS 915-12-209 | IN SAN ANTONIO ON E COMMERCE ST FROM SPRR TO BOWIE ST GRAD, STR, BASE, SURF, CURB, TRAF SIGNAL | .545 | \$ 882,305.85' | .00' | .00' | .0' |
| WORK ORDER- 11-25-96 DATE WORK COMPLETED- CONTRACT WORKING DAYS- 90 WORKING DAYS CHARGED- 24 | WORK BEGAN- 00-00-00 TIME COMPUTED 12-11-96 ADDL DAYS GRANTED- PERCENT TIME USED- 27 | | | | | |
| AUSTIN BRIDGE & ROAD, INC. | | | | | | |
| CONTRACT 09963033 | | TOTALS | 882,305.85' | .00' | .00' | 0.0' |
| BEXAR MH 0915-12-132 STP 96(826)MM | IN LEON VALLEY ON MURZBACH RD FROM SEVILLE (WCL) TO EVERS RD (ECL) GRAD, STR, BASE, SURF | .870 | \$ 1,412,872.30' | 234,868.67' | 576,547.85' | 42.9' |
| WORK ORDER- 10-23-96 DATE WORK COMPLETED- CONTRACT WORKING DAYS- 180 WORKING DAYS CHARGED- 45 | WORK BEGAN- 11-22-96 TIME COMPUTED 11-08-96 ADDL DAYS GRANTED- PERCENT TIME USED- 25 | | | | | |
| H. B. ZACHRY COMPANY | | | | | | |
| CONTRACT 09963054 | | TOTALS | 1,412,872.30' | 234,868.67' | 576,547.85' | 42.9' |

| * CONTRACT IDENTIFICATION AND INFORMATION | | * LENGTH | * CONTRACT AMOUNT | * AMOUNT THIS ESTIMATE | * TOTAL ESTIMATE | * % TO DATE | * COMP |
|---|------------------------|----------|-------------------|------------------------|------------------|-------------|--------|
| BEXAR 1.1 KM S OF LP 1604 (DONELLA DR) | | 1.500 | \$ 1,187,715.32 | \$ 166,134.74 | \$ 350,023.65 | 31.0 | |
| US 281 0.3 KM N OF LP 1604 | | | | | | | |
| 0253-04-102 CD 253-4-102 | | | | | | | |
| TURNAROUND & INTERSECTION IMPROVEMENTS | | | | | | | |
| WORK ORDER- 10-29-96 | WORK BEGAN- 11-21-96 | | | | | | |
| DATE WORK COMPLETED- | TIME COMPUTED 11-21-96 | | | | | | |
| CONTRACT WORKING DAYS- 180 | ADDL DAYS GRANTED- | | | | | | |
| WORKING DAYS CHARGED- 39 | PERCENT TIME USED- 22 | | | | | | |
| AUSTIN BRIDGE & ROAD, INC. | | | | | | | |
| CONTRACT 09963067 | | TOTALS | 1,187,715.32 | 166,134.74 | 350,023.65 | 31.0 | |
| BEXAR INGRAM RD, E | | 14.474 | \$ 9,659,653.79 | \$ 49,328.28 | \$ 1,803,595.96 | 19.6 | |
| IH 410 IH 35 (FRATT INTERCHANGE) | | | | | | | |
| 0521-04-227 NH 95(74) | | | | | | | |
| TRAFFIC MANAGEMENT SYSTEM | | | | | | | |
| WORK ORDER- 12-18-95 | WORK BEGAN- 05-29-96 | | | | | | |
| DATE WORK COMPLETED- | TIME COMPUTED 05-29-96 | | | | | | |
| CONTRACT WORKING DAYS- 270 | ADDL DAYS GRANTED- | | | | | | |
| WORKING DAYS CHARGED- 159 | PERCENT TIME USED- 59 | | | | | | |
| COMSAT CORPORATION | | | | | | | |
| CONTRACT 10950002 | | TOTALS | 9,659,653.79 | 49,328.28 | 1,803,595.96 | 19.6 | |
| BEXAR AT IH 410, S OF SAN ANTONIO | | .002 | \$ 211,714.50 | \$.00 | \$ 198,738.15 | 98.8 | |
| IH 37 | | | | | | | |
| 0073-08-126 C 73-8-126 | | | | | | | |
| LANDSCAPE DEVELOPEMENT | | | | | | | |
| WORK ORDER- 11-03-95 | WORK BEGAN- 11-20-95 | | | | | | |
| DATE WORK COMPLETED- | TIME COMPUTED 11-19-95 | | | | | | |
| CONTRACT WORKING DAYS- 80 | ADDL DAYS GRANTED- | | | | | | |
| WORKING DAYS CHARGED- 79 | PERCENT TIME USED- 99 | | | | | | |
| ALTEX LANDSCAPE CONSTRUCTION, INC. | | | | | | | |
| CONTRACT 10950049 | | TOTALS | 222,414.50 | 522.50 | 203,079.65 | 96.1 | |
| BEXAR AT FT SAM HOUSTON B.A.M.C. PROPOSED NEW | | .670 | \$ 6,625,477.91 | \$ 73,993.98 | \$ 497,954.28 | 7.9 | |
| IH 35 ENTRANCE, 0.6 KM N OF BINZ-ENGLERMAN RD | | | | | | | |
| 0017-10-169 A-AD 37(1) | | | | | | | |
| GR, STR BS & SURF | | | | | | | |
| WORK ORDER- 12-16-96 | WORK BEGAN- 01-08-97 | | | | | | |
| DATE WORK COMPLETED- | TIME COMPUTED 01-01-97 | | | | | | |
| CONTRACT WORKING DAYS- 360 | ADDL DAYS GRANTED- | | | | | | |
| WORKING DAYS CHARGED- 15 | PERCENT TIME USED- 4 | | | | | | |
| MCCARTHY BROTHERS COMPANY | | | | | | | |
| CONTRACT 10963037 | | TOTALS | 6,625,477.91 | 73,993.98 | 497,954.28 | 7.9 | |
| BEXAR IH 410 CONNECTION, EAST | | 2.358 | \$ 4,494,291.69 | \$ 170,402.72 | \$ 2,580,012.78 | 60.4 | |
| FM 78 0.1 MI E OF ACKERMAN RD | | | | | | | |
| 0025-09-058 NH 93(90)M | | | | | | | |
| GR, STRS, BASE & SURF | | | | | | | |
| WORK ORDER- 01-18-96 | WORK BEGAN- 03-11-96 | | | | | | |
| DATE WORK COMPLETED- | TIME COMPUTED 02-03-96 | | | | | | |
| CONTRACT WORKING DAYS- 270 | ADDL DAYS GRANTED- 32 | | | | | | |
| WORKING DAYS CHARGED- 197 | PERCENT TIME USED- 65 | | | | | | |
| RAMEX CONSTRUCTION CO., INC. | | | | | | | |
| CONTRACT 11950003 | | TOTALS | 4,494,291.69 | 170,402.72 | 2,580,012.78 | 60.4 | |
| BEXAR IN SAN ANTONIO FROM CHERRY RIDGE | | 1.131 | \$ 1,619,645.24 | \$.00 | \$.00 | .0 | |
| IH 410 JACKSON-KELLER RD | | | | | | | |
| 0521-04-225 NH 96(875)IM | | | | | | | |
| SIGN AND TMS | | | | | | | |
| WORK ORDER- 02-27-97 | WORK BEGAN- 00-00-00 | | | | | | |
| DATE WORK COMPLETED- | TIME COMPUTED 00-00-00 | | | | | | |
| CONTRACT WORKING DAYS- 270 | ADDL DAYS GRANTED- | | | | | | |
| WORKING DAYS CHARGED- 0 | PERCENT TIME USED- 0 | | | | | | |
| COMSAT CORPORATION | | | | | | | |
| CONTRACT 11963012 | | TOTALS | 1,619,645.24 | .00 | .00 | 0.0 | |

* NO CURRENT ESTIMATE PROCESSED AT THE *
* TIME OF THIS RUN *

| * CONTRACT IDENTIFICATION AND INFORMATION | | * LENGTH | * CONTRACT AMOUNT | * AMOUNT THIS ESTIMATE | * TOTAL ESTIMATE TO DATE | * % COMP |
|--|--|----------|-------------------|------------------------|--------------------------|----------|
| BEXAR IH 10 0072-12-167 NH 96(884) | 0.2 MI S OF CALLAGHAN RD FULTON AVE TRAFFIC MANAGEMENT SYSTEM | 10.115 | \$ 10,627,905.53 | .00 | .00 | .0 |
| WORK ORDER- 01-31-97 DATE WORK COMPLETED- CONTRACT WORKING DAYS- 270 WORKING DAYS CHARGED- 0 | WORK BEGAN- 00-00-00 TIME COMPUTED 02-16-97 ADDL DAYS GRANTED- PERCENT TIME USED- 0 | | | | | |
| HY POWER, INC. | CONTRACT 11963051 | TOTALS | 10,627,905.53 | .00 | .00 | 0.0 |
| BEXAR US 90 0024-07-036 NH 93(57)M | AT MONTGOMERY ROAD/ JOHN D. RYAN BLVD, WEST OF SAN ANTONIO GR, STRS, BASE, SURF, SIGN & UNDERPASS | .946 | \$ 3,071,048.65 | .00 | 3,008,811.61 | 100.0 |
| BEXAR US 90 0024-07-038 RH 24-7-38 | AT MONTGOMERY RD/JOHN D. RYAN BLVD, W OF SAN ANTONIO PURCH BID ITEMS FOR RELOC OF UTILITIES | .001 | \$ 18,779.00 | .00 | 18,922.73 | 100.0 |
| WORK ORDER- 02-16-95 DATE WORK COMPLETED- 02-04-97 CONTRACT WORKING DAYS- 270 WORKING DAYS CHARGED- 327 | WORK BEGAN- 03-29-95 TIME COMPUTED 03-04-95 ADDL DAYS GRANTED- 58 PERCENT TIME USED- 100 | | | | | |
| DEAN WORD COMPANY, LTD. | CONTRACT 12940026 | TOTALS | 3,089,827.65 | .00 | 3,027,734.34 | 100.0 |
| COMAL IH 35 0016-05-085 NH 94(11)IM | GUADALUPE CO LINE LP 337 ACQ ROW, UTIL ADJ & RELOC ASSIST | .001 | \$ 116,941.40 | .00 | 103,570.90 | 93.2 |
| COMAL IH 35 0016-05-087 MANH 95(40)IM | 0.1 MI N OF FM 482 (FM 2252), N 0.5 MI S OF SOLMS RD GR, STR, BASE & SURF | 5.549 | \$ 13,429,793.69 | 410,970.96 | 4,129,894.68 | 32.3 |
| WORK ORDER- 11-21-95 DATE WORK COMPLETED- CONTRACT WORKING DAYS- 496 WORKING DAYS CHARGED- 187 | WORK BEGAN- 02-12-96 TIME COMPUTED 12-07-95 ADDL DAYS GRANTED- PERCENT TIME USED- 38 | | | | | |
| DEAN WORD COMPANY, LTD. | CONTRACT 09950001 | TOTALS | 13,546,735.09 | 410,970.96 | 4,233,465.58 | 32.9 |
| COMAL IH 35 0016-05-093 NH 96(823)M | 0.1 MI N OF FM 482 (FM 2252), N 0.5 MI S OF SOLMS RD SIGNING, DELINEATION & PAVEMENT MARKINGS | 5.500 | \$ 603,756.39 | .00 | .00 | .0 |
| WORK ORDER- 12-19-96 DATE WORK COMPLETED- CONTRACT WORKING DAYS- 180 WORKING DAYS CHARGED- 0 | WORK BEGAN- 00-00-00 TIME COMPUTED 00-00-00 ADDL DAYS GRANTED- PERCENT TIME USED- 0 | | | | | |
| MICA CORPORATION | CONTRACT 11963054 | TOTALS | 603,756.39 | .00 | .00 | 0.0 |
| FRIO IH 35 0017-06-059 CPM 17-6-59 | ETC ON EAST FRONTAGE ROAD FROM BI 35 E US 57 ETC ETC SEAL COAT | 217.392 | \$ 1,693,161.78 | .00 | .00 | .0 |
| WORK ORDER- 00-00-00 DATE WORK COMPLETED- CONTRACT WORKING DAYS- 69 WORKING DAYS CHARGED- 0 | WORK BEGAN- 00-00-00 TIME COMPUTED 00-00-00 ADDL DAYS GRANTED- PERCENT TIME USED- 0 | | | | | |
| BRANNAN PAVING COMPANY, INC. | CONTRACT 02973045 | TOTALS | 1,693,161.78 | .00 | .00 | 0.0 |

ESTIMATE HAS BEEN BY-PASSED

NO CURRENT ESTIMATE PROCESSED AT THE TIME OF THIS RUN

NO CURRENT ESTIMATE PROCESSED AT THE TIME OF THIS RUN

| * CONTRACT IDENTIFICATION AND INFORMATION | | * LENGTH | * CONTRACT AMOUNT | * AMOUNT THIS ESTIMATE | * TOTAL ESTIMATE TO DATE | * % COMP |
|--|--------------------------|----------|-------------------|------------------------|--------------------------|----------|
| FRIO IH 35 0017-07-071 IM 35-2(229)93 ASPHALTIC OVERLAY | | 8.817 | \$ 1,076,314.23' | 439,850.51' | 904,677.25' | 88.4' |
| WORK ORDER- 10-16-96 | WORK BEGAN- 11-12-96 | | | | | |
| DATE WORK COMPLETED- | TIME COMPUTED 11-12-96 | | | | | |
| CONTRACT WORKING DAYS- | 45 ADDL DAYS GRANTED- | | | | | |
| WORKING DAYS CHARGED- | 17 PERCENT TIME USED- 38 | | | | | |
| FOREMOST PAVING, INC. | | | | | | |
| CONTRACT 09963023 | | TOTALS | 1,076,314.23' | 439,850.51' | 904,677.25' | 88.4' |
| GUADALUPE FM 1978 1897-02-008 CSR 1897-2-8 GRAD, STR, BASE, SURF | | 3.754 | \$ 1,214,868.90' | .00' | .00' | .0' |
| WORK ORDER- 00-00-00 | WORK BEGAN- 00-00-00 | | | | | |
| DATE WORK COMPLETED- | TIME COMPUTED 00-00-00 | | | | | |
| CONTRACT WORKING DAYS- | 180 ADDL DAYS GRANTED- | | | | | |
| WORKING DAYS CHARGED- | 0 PERCENT TIME USED- 0 | | | | | |
| DEAN WORD COMPANY, LTD. | | | | | | |
| CONTRACT 01973068 | | TOTALS | 1,214,868.90' | .00' | .00' | 0.0' |
| GUADALUPE ETC IH 35 ETC 0016-06-039 ETC CPM 16-6-39 REPAIR BRIDGE JOINTS | | .014 | \$ 529,752.00' | 5,566.05' | 605,416.62' | 99.9' |
| WORK ORDER- 07-05-96 | WORK BEGAN- 09-09-96 | | | | | |
| DATE WORK COMPLETED- | TIME COMPUTED 07-21-96 | | | | | |
| CONTRACT WORKING DAYS- | 56 ADDL DAYS GRANTED- 15 | | | | | |
| WORKING DAYS CHARGED- | 67 PERCENT TIME USED- 94 | | | | | |
| SCR CONSTRUCTION CO., INC. | | | | | | |
| CONTRACT 06963035 | | TOTALS | 529,752.00' | 5,566.05' | 605,416.62' | 99.9' |
| GUADALUPE SH 46 0216-02-034 MASTP 96(714)UM GR, STRS, BASE, SURF & TRAF SIGNALS | | 1.353 | \$ 2,627,070.22' | 218,363.38' | 914,994.06' | 36.6' |
| WORK ORDER- 09-05-96 | WORK BEGAN- 10-15-96 | | | | | |
| DATE WORK COMPLETED- | TIME COMPUTED 09-21-96 | | | | | |
| CONTRACT WORKING DAYS- | 240 ADDL DAYS GRANTED- | | | | | |
| WORKING DAYS CHARGED- | 62 PERCENT TIME USED- 26 | | | | | |
| HUNTER INDUSTRIES, INC. ACME BRIDGE COMPANY, INC. | | | | | | |
| CONTRACT 07963062 | | TOTALS | 2,627,070.22' | 218,363.38' | 914,994.06' | 36.6' |
| GUADALUPE IH 35 0016-06-033 NH 96(3)IM GR, STRS, BASE, SURF & SIGN | | 1.572 | \$ 11,670,370.33' | 60,145.09' | 3,138,310.05' | 28.3' |
| WORK ORDER- 01-25-96 | WORK BEGAN- 07-29-96 | | | | | |
| DATE WORK COMPLETED- | TIME COMPUTED 02-10-96 | | | | | |
| CONTRACT WORKING DAYS- | 566 ADDL DAYS GRANTED- | | | | | |
| WORKING DAYS CHARGED- | 97 PERCENT TIME USED- 17 | | | | | |
| HUNTER INDUSTRIES, INC. ACME BRIDGE COMPANY, INC. | | | | | | |
| CONTRACT 12950001 | | TOTALS | 11,670,370.33' | 60,145.09' | 3,138,310.05' | 28.3' |
| KENDALL SH 46 0215-06-021 CPM 215-6-21 PAVEMENT EDGE REPAIR | | 16.505 | \$ 144,627.66' | .00' | .00' | .0' |
| WORK ORDER- 00-00-00 | WORK BEGAN- 00-00-00 | | | | | |
| DATE WORK COMPLETED- | TIME COMPUTED 00-00-00 | | | | | |
| CONTRACT WORKING DAYS- | 27 ADDL DAYS GRANTED- | | | | | |
| WORKING DAYS CHARGED- | 0 PERCENT TIME USED- 0 | | | | | |
| MARCO SERVICES, L.C. | | | | | | |
| CONTRACT 02973035 | | TOTALS | 144,627.66' | .00' | .00' | 0.0' |

| * CONTRACT IDENTIFICATION AND INFORMATION | | * LENGTH | * CONTRACT AMOUNT | * AMOUNT THIS ESTIMATE | * TOTAL ESTIMATE TO DATE | * % COMP |
|---|--|---|---|------------------------|--------------------------|---------------------|
| KENDALL IH 10 0072-05-072 IM 10-4(293)533 | | 1.2 KM E OF US 87, N OF COMFORT CIBOLO CREEK | 35.153 | \$ 2,865,777.65' | .00' | .0' |
| WORK ORDER- 00-00-00 DATE WORK COMPLETED- CONTRACT WORKING DAYS- 132 WORKING DAYS CHARGED- 0 | | WORK BEGAN- 00-00-00 TIME COMPUTED 00-00-00 ADDL DAYS GRANTED- PERCENT TIME USED- 0 | * NO CURRENT ESTIMATE PROCESSED AT THE TIME OF THIS RUN | | | |
| BAY MAINTENANCE COMPANY, INC. | | CONTRACT 02973042 | TOTALS | 2,865,777.65' | .00' | .00' 0.0' |
| KERR SH 173 0421-05-018 STP 96(133)RM | | FM 2771 0.6 MI S OF FM 480 GRAD, STRUCT, BASE & SURF | 5.761 | \$ 1,676,449.61' | 143,505.64' | 1,839,448.17' 99.9' |
| WORK ORDER- 03-28-96 DATE WORK COMPLETED- CONTRACT WORKING DAYS- 134 WORKING DAYS CHARGED- 140 | | WORK BEGAN- 04-25-96 TIME COMPUTED 04-13-96 ADDL DAYS GRANTED- 23 PERCENT TIME USED- 89 | * NO CURRENT ESTIMATE PROCESSED AT THE TIME OF THIS RUN | | | |
| E. E. HOOD & SONS, INC. | | CONTRACT 02960057 | TOTALS | 1,676,449.61' | 143,505.64' | 1,839,448.17' 99.9' |
| KERR SH 27 0142-04-041 CPM 142-4-41 | | ETC ETC ETC SEAL COAT | FM 204.450 | \$ 1,793,729.37' | .00' | .00' .0' |
| WORK ORDER- 00-00-00 DATE WORK COMPLETED- CONTRACT WORKING DAYS- 75 WORKING DAYS CHARGED- 0 | | WORK BEGAN- 00-00-00 TIME COMPUTED 00-00-00 ADDL DAYS GRANTED- PERCENT TIME USED- 0 | * NO CURRENT ESTIMATE PROCESSED AT THE TIME OF THIS RUN | | | |
| BRANNAN PAVING COMPANY, INC. | | CONTRACT 02973007 | TOTALS | 1,793,729.37' | .00' | .00' 0.0' |
| KERR FM 1341 1135-03-015 CSR 1135-3-15 | | IN KERRVILLE FR LOOP 534 0.5 MI W GRAD, STRUCT, BASE & SURF | .492 | \$ 557,500.81' | 61,680.40' | 136,381.84' 25.7' |
| WORK ORDER- 01-02-97 DATE WORK COMPLETED- CONTRACT WORKING DAYS- 82 WORKING DAYS CHARGED- 11 | | WORK BEGAN- 01-20-97 TIME COMPUTED 01-18-97 ADDL DAYS GRANTED- PERCENT TIME USED- 13 | * NO CURRENT ESTIMATE PROCESSED AT THE TIME OF THIS RUN | | | |
| T. M. DAVIS CONSTRUCTION, INC. | | CONTRACT 11963039 | TOTALS | 557,500.81' | 61,680.40' | 136,381.84' 25.7' |
| KERR IH 10 0142-14-045 IM 10-4(292)502 | | SH 16, N OF KERRVILLE, W 0.8 KM W OF FM 1338 PLANING, ACP INLAY & RUBBER SEAL | 11.401 | \$ 906,065.00' | .00' | .00' .0' |
| WORK ORDER- 02-10-97 DATE WORK COMPLETED- CONTRACT WORKING DAYS- 46 WORKING DAYS CHARGED- 0 | | WORK BEGAN- 00-00-00 TIME COMPUTED 00-00-00 ADDL DAYS GRANTED- PERCENT TIME USED- 0 | * NO CURRENT ESTIMATE PROCESSED AT THE TIME OF THIS RUN | | | |
| HUNTER INDUSTRIES, INC. | | CONTRACT 12963019 | TOTALS | 906,065.00' | .00' | .00' 0.0' |
| MCMULLEN PW 0915-51-004 C 915-51-4 | | CHOKE CANYON STATE PARK (CALLIHAM UNIT) PARK ROADS, PARKING AREAS AND BOAT RAMPS REHABILITATE EXISTING PARK ROADS | .001 | \$ 946,644.77' | .00' | .00' .0' |
| WORK ORDER- 00-00-00 DATE WORK COMPLETED- CONTRACT WORKING DAYS- 144 WORKING DAYS CHARGED- 0 | | WORK BEGAN- 00-00-00 TIME COMPUTED 00-00-00 ADDL DAYS GRANTED- PERCENT TIME USED- 0 | * NO CURRENT ESTIMATE PROCESSED AT THE TIME OF THIS RUN | | | |
| GARRETT CONSTRUCTION CO. | | CONTRACT 02973020 | TOTALS | 946,644.77' | .00' | .00' 0.0' |

| * CONTRACT IDENTIFICATION AND INFORMATION | | * LENGTH | * CONTRACT AMOUNT | * AMOUNT THIS ESTIMATE | * TOTAL ESTIMATE TO DATE | * % COMP |
|---|------------------------|----------|-------------------|------------------------|--------------------------|----------|
| MEDINA FM 1343 1436-01-012 CSR 1436-1-12 GRAD, STR, BASE, SURF | | 3.505 | \$ 1,350,351.32' | 68.50' | 1,251,055.79' | 97.6' |
| WORK ORDER- 03-13-96 | WORK BEGAN- 04-01-96 | | | | | |
| DATE WORK COMPLETED- | TIME COMPUTED 04-01-96 | | | | | |
| CONTRACT WORKING DAYS- 150 | ADDL DAYS GRANTED- | | | | | |
| WORKING DAYS CHARGED- 147 | PERCENT TIME USED- 98 | | | | | |
| HUNTER INDUSTRIES, INC. ACME BRIDGE COMPANY, INC. | | | | | | |
| CONTRACT 0196008 | | TOTALS | 1,350,351.32' | 68.50' | 1,251,055.79' | 97.6' |
| MEDINA SH 132 0017-14-011 CPM 17-14-11 ASPHALTIC OVERLAY | | 5.290 | \$ 1,219,440.89' | .00' | .00' | .0' |
| WORK ORDER- 00-00-00 | WORK BEGAN- 00-00-00 | | | | | |
| DATE WORK COMPLETED- | TIME COMPUTED 00-00-00 | | | | | |
| CONTRACT WORKING DAYS- 100 | ADDL DAYS GRANTED- | | | | | |
| WORKING DAYS CHARGED- 0 | PERCENT TIME USED- 0 | | | | | |
| DEAN WORD COMPANY, LTD. | | | | | | |
| CONTRACT 01973017 | | TOTALS | 1,219,440.89' | .00' | .00' | 0.0' |
| MEDINA IH 35 0017-05-066 C 17-5-66 GR,STR,BASE,SURF & ILLUM FOR WEIGH STA | | 1.400 | \$ 1,811,605.42' | 219,309.30' | 1,509,890.12' | 88.8' |
| WORK ORDER- 05-22-96 | WORK BEGAN- 07-08-96 | | | | | |
| DATE WORK COMPLETED- | TIME COMPUTED 06-07-96 | | | | | |
| CONTRACT WORKING DAYS- 90 | ADDL DAYS GRANTED- 20 | | | | | |
| WORKING DAYS CHARGED- 129 | PERCENT TIME USED- 117 | | | | | |
| V. C. HUFF, INC. | | | | | | |
| CONTRACT 04963068 | | TOTALS | 1,811,605.42' | 219,309.30' | 1,509,890.12' | 88.8' |
| MEDINA US 90 0024-04-048 MANH 95(19)M GR, STRS, BASE & SURF | | 6.144 | \$ 6,228,494.89' | 458,008.51' | 4,495,599.92' | 75.9' |
| WORK ORDER- 00-00-00 | WORK BEGAN- 11-30-95 | | | | | |
| DATE WORK COMPLETED- | TIME COMPUTED 11-30-95 | | | | | |
| CONTRACT WORKING DAYS- 300 | ADDL DAYS GRANTED- | | | | | |
| WORKING DAYS CHARGED- 249 | PERCENT TIME USED- 83 | | | | | |
| DEAN WORD COMPANY, LTD. JASCON, INC. | | | | | | |
| CONTRACT 09950004 | | TOTALS | 6,228,494.89' | 458,008.51' | 4,495,599.92' | 75.9' |
| MEDINA US 90 0024-04-050 NH 96(824)M GR, STRS, BASE & SURF | | 8.373 | \$ 10,895,449.56' | 659,589.83' | 2,574,039.07' | 24.8' |
| WORK ORDER- 10-10-96 | WORK BEGAN- 11-04-96 | | | | | |
| DATE WORK COMPLETED- | TIME COMPUTED 10-26-96 | | | | | |
| CONTRACT WORKING DAYS- 360 | ADDL DAYS GRANTED- | | | | | |
| WORKING DAYS CHARGED- 49 | PERCENT TIME USED- 14 | | | | | |
| E. E. HOOD & SONS, INC. | | | | | | |
| CONTRACT 09963001 | | TOTALS | 10,895,449.56' | 659,589.83' | 2,574,039.07' | 24.8' |
| UVALDE SH 127 0369-01-022 STP 97(82)R GRAD, STR, BASE & SURF | | 7.923 | \$ 1,295,013.41' | .00' | .00' | .0' |
| WORK ORDER- 02-14-97 | WORK BEGAN- 03-03-97 | | | | | |
| DATE WORK COMPLETED- | TIME COMPUTED 03-02-97 | | | | | |
| CONTRACT WORKING DAYS- 165 | ADDL DAYS GRANTED- | | | | | |
| WORKING DAYS CHARGED- 0 | PERCENT TIME USED- 0 | | | | | |
| RAY FARIS, INC. | | | | | | |
| CONTRACT 01973021 | | TOTALS | 1,295,013.41' | .00' | .00' | 0.0' |

| * CONTRACT IDENTIFICATION AND INFORMATION | | * LENGTH | * CONTRACT AMOUNT | * AMOUNT THIS ESTIMATE | * TOTAL ESTIMATE TO DATE | * % COMP |
|---|------------------------|----------|-------------------|------------------------|--------------------------|----------|
| ARANSAS BU 35 | | .001 | \$ 72,052.00 | \$ 665.00 | \$ 50,731.90 | 74.1 |
| BS 35-L AT SKI BASIN | | | | | | |
| 0180-07-015 | | | | | | |
| C 180-7-15 LANDSCAPE DEVELOPMENT | | | | | | |
| WORK ORDER- 06-18-96 | WORK BEGAN- 09-09-96 | | | | | |
| DATE WORK COMPLETED- | TIME COMPUTED 07-04-96 | | | | | |
| CONTRACT WORKING DAYS- 40 | ADDL DAYS GRANTED- | | | | | |
| WORKING DAYS CHARGED- 37 | PERCENT TIME USED- 93 | | | | | |
| ALTEX LANDSCAPE CONSTRUCTION, INC. | | | | | | |
| CONTRACT 05963081 | | TOTALS | 72,052.00 | 665.00 | 50,731.90 | 74.1 |
| ***** | | | | | | |
| JIM WELLS FM 1931 (AIRPORT ROAD) IN ALICE | | 1.338 | \$ 2,239,326.46 | \$ 124,496.67 | \$ 1,043,853.30 | 49.0 |
| SH 44 TEXAS BOULEVARD | | | | | | |
| 0087-01-085 | | | | | | |
| STP 96(104)R REHAB RDHWY, STORM SEWER, C&G, | | | | | | |
| | SIDEMALKS | | | | | |
| WORK ORDER- 07-10-96 | WORK BEGAN- 09-24-96 | | | | | |
| DATE WORK COMPLETED- | TIME COMPUTED 07-26-96 | | | | | |
| CONTRACT WORKING DAYS- 150 | ADDL DAYS GRANTED- | | | | | |
| WORKING DAYS CHARGED- 80 | PERCENT TIME USED- 53 | | | | | |
| BAY, INC. | | | | | | |
| CONTRACT 05963065 | | TOTALS | 2,239,326.46 | 124,496.67 | 1,043,853.30 | 49.0 |
| ***** | | | | | | |
| JIM WELLS SH 44 | | 4.267 | \$ 5,753,989.75 | \$ 393,124.53 | \$ 4,200,664.07 | 76.8 |
| US 281 FM 1554 | | | | | | |
| 0254-03-065 | | | | | | |
| DPI 0034(003) CONSTR. 4 LN FRNTG RD (ALICE RELIEF | | | | | | |
| | RT.) | | | | | |
| WORK ORDER- 01-04-96 | WORK BEGAN- 02-21-96 | | | | | |
| DATE WORK COMPLETED- | TIME COMPUTED 01-20-96 | | | | | |
| CONTRACT WORKING DAYS- 275 | ADDL DAYS GRANTED- | | | | | |
| WORKING DAYS CHARGED- 240 | PERCENT TIME USED- 87 | | | | | |
| HUNTER INDUSTRIES, INC. | | | | | | |
| CONTRACT 11950043 | | TOTALS | 5,753,989.75 | 393,124.53 | 4,200,664.07 | 76.8 |
| ***** | | | | | | |
| JIM WELLS 2.200 MI NORTH OF ALICE CITY LIMIT | | 2.268 | \$ 3,544,148.29 | \$.00 | \$.00 | .0 |
| US 281 900 FT SOUTH OF SAN DIEGO CREEK BRIDGE | | | | | | |
| 0254-03-060 | | | | | | |
| C 254-3-60 GR, STRS, BASE & SURF | | | | | | |
| WORK ORDER- 02-27-97 | WORK BEGAN- 00-00-00 | | | | | |
| DATE WORK COMPLETED- | TIME COMPUTED 03-15-97 | | | | | |
| CONTRACT WORKING DAYS- 223 | ADDL DAYS GRANTED- | | | | | |
| WORKING DAYS CHARGED- 0 | PERCENT TIME USED- 0 | | | | | |
| BAY, INC. | | | | | | |
| CONTRACT 12963008 | | TOTALS | 3,544,148.29 | .00 | .00 | 0.0 |
| ***** | | | | | | |
| KARNES AT JCT FM 1145 IN KARNES COUNTY | | .001 | \$ 48,924.50 | \$.00 | \$.00 | .0 |
| US 181 | | | | | | |
| 0100-06-052 | | | | | | |
| MC 100-6-52 EXTEND BOX CULVERTS | | | | | | |
| BEE US 181 E FT RD AT JCT US 59 | | .001 | \$ 9,427.50 | \$.00 | \$.00 | .0 |
| US 181 | | | | | | |
| 0100-08-078 | | | | | | |
| MC 100-8-78 EXTEND BOX CULVERTS | | | | | | |
| KARNES 1.081 KM S OF THE WILSON COUNTY LINE | | .753 | \$ 26,596.45 | \$.00 | \$.00 | .0 |
| FM 1344 1.834 KM S OF THE WILSON COUNTY LINE | | | | | | |
| 1122-01-024 | | | | | | |
| CD 1122-1-24 MISCELLANEOUS DRAINAGE WORK | | | | | | |
| WORK ORDER- 00-00-00 | WORK BEGAN- 00-00-00 | | | | | |
| DATE WORK COMPLETED- | TIME COMPUTED 00-00-00 | | | | | |
| CONTRACT WORKING DAYS- 37 | ADDL DAYS GRANTED- | | | | | |
| WORKING DAYS CHARGED- 0 | PERCENT TIME USED- 0 | | | | | |
| LISKA CONSTRUCTION COMPANY, INC. | | | | | | |
| CONTRACT 02973078 | | TOTALS | 84,948.45 | .00 | .00 | 0.0 |
| ***** | | | | | | |

* NO CURRENT ESTIMATE PROCESSED AT THE *
* TIME OF THIS RUN *

| * CONTRACT IDENTIFICATION AND INFORMATION | | | * LENGTH | * CONTRACT AMOUNT | * AMOUNT THIS ESTIMATE | * TOTAL ESTIMATE TO DATE | * % COMP |
|--|----------|--------------------|----------|-------------------|------------------------|--------------------------|----------|
| KLEBERG BU 77V | | | 1.003 | \$ 2,321,748.02 | 72,099.87 | 2,355,212.51 | 100.0 |
| FM 1898 US 77 | | | | | | | |
| 0102-10-023 | | | | | | | |
| MAUSTP 95(306)UM GR,BS,SURF, AND STRUCTURES | | | | | | | |
| WORK ORDER- | 09-28-95 | WORK BEGAN- | 10-16-95 | | | | |
| DATE WORK COMPLETED- | 02-03-97 | TIME COMPUTED | 10-14-95 | | | | |
| CONTRACT WORKING DAYS- | 262 | ADDL DAYS GRANTED- | 10 | | | | |
| WORKING DAYS CHARGED- | 269 | PERCENT TIME USED- | 99 | | | | |
| HAAS - ANDERSON CONSTRUCTION, INC. | | | | | | | |
| CONTRACT 08950195 | | | TOTALS | 2,321,748.02 | 72,099.87 | 2,355,212.51 | 100.0 |
| KLEBERG AT FIVE-DEGREE CURVE | | | .870 | \$ 305,801.58 | 60,965.81 | 219,981.01 | 75.7 |
| SH 285 WEST OF RIVIERA | | | | | | | |
| 0102-06-023 | | | | | | | |
| STP 96(918)HES IMPROVE HORIZONTAL ALIGNMENT | | | | | | | |
| WORK ORDER- | 11-15-96 | WORK BEGAN- | 12-02-96 | | | | |
| DATE WORK COMPLETED- | | TIME COMPUTED | 12-01-96 | | | | |
| CONTRACT WORKING DAYS- | 81 | ADDL DAYS GRANTED- | | | | | |
| WORKING DAYS CHARGED- | 55 | PERCENT TIME USED- | 68 | | | | |
| MRIGHT MAY CONSTRUCTION, INC. | | | | | | | |
| CONTRACT 10963024 | | | TOTALS | 305,801.58 | 60,965.81 | 219,981.01 | 75.7 |
| LIVE OAK US 281 IN GEORGE WEST | | | .704 | \$ 889,551.47 | .00 | .00 | .0 |
| BU 59-X BRAZOS ST | | | | | | | |
| 0447-01-043 | | | | | | | |
| STP 97(39)RM GR, STRS, BASE & SURF | | | | | | | |
| WORK ORDER- | 02-11-97 | WORK BEGAN- | 00-00-00 | | | | |
| DATE WORK COMPLETED- | | TIME COMPUTED | 02-27-97 | | | | |
| CONTRACT WORKING DAYS- | 126 | ADDL DAYS GRANTED- | | | | | |
| WORKING DAYS CHARGED- | 0 | PERCENT TIME USED- | 0 | | | | |
| ASPHALT PAVING AND CONSTRUCTION COMPANY OF CORPUS CHRISTI, TEXAS | | | | | | | |
| CONTRACT 01973024 | | | TOTALS | 889,551.47 | .00 | .00 | 0.0 |
| LIVE OAK US 281 OVERPASS | | | 44.310 | \$ 4,431,244.51 | 93,386.29 | 4,826,681.73 | 99.9 |
| IH 37 ATASCOSA COUNTY LINE(OLMOS CREEK) | | | | | | | |
| 0073-07-049 | | | | | | | |
| IM 37-1(107)77 OVERLAY | | | | | | | |
| WORK ORDER- | 07-31-96 | WORK BEGAN- | 09-25-96 | | | | |
| DATE WORK COMPLETED- | | TIME COMPUTED | 08-16-96 | | | | |
| CONTRACT WORKING DAYS- | 75 | ADDL DAYS GRANTED- | 50 | | | | |
| WORKING DAYS CHARGED- | 89 | PERCENT TIME USED- | 71 | | | | |
| PRICE CONSTRUCTION, INC. | | | | | | | |
| CONTRACT 06963006 | | | TOTALS | 4,431,244.51 | 93,386.29 | 4,826,681.73 | 99.9 |
| LIVE OAK BEE C/L | | | 33.469 | \$ 958,190.24 | 73,905.33 | 866,965.68 | 95.2 |
| US 59 US 281 | | | | | | | |
| 0447-01-047 | | | | | | | |
| STP 96(105)HES SAFETY TREAT DRAINAGE STRUCTURES | | | | | | | |
| WORK ORDER- | 07-23-96 | WORK BEGAN- | 08-01-96 | | | | |
| DATE WORK COMPLETED- | | TIME COMPUTED | 08-08-96 | | | | |
| CONTRACT WORKING DAYS- | 103 | ADDL DAYS GRANTED- | 30 | | | | |
| WORKING DAYS CHARGED- | 98 | PERCENT TIME USED- | 74 | | | | |
| LISKA CONSTRUCTION COMPANY, INC. | | | | | | | |
| CONTRACT 06963064 | | | TOTALS | 958,190.24 | 73,905.33 | 866,965.68 | 95.2 |
| NUECES ETC APPROX 111 M SO. OF STAPLES STREET SO. | | | 499.831 | \$ 4,826,385.66 | .00 | .00 | .0 |
| IH 37 ETC END OF FM 2292 OVERPASS | | | | | | | |
| 0074-06-186 ETC | | | | | | | |
| CPM 74-6-186 SEAL COAT | | | | | | | |
| WORK ORDER- | 02-12-97 | WORK BEGAN- | 00-00-00 | | | | |
| DATE WORK COMPLETED- | | TIME COMPUTED | 00-00-00 | | | | |
| CONTRACT WORKING DAYS- | 102 | ADDL DAYS GRANTED- | | | | | |
| WORKING DAYS CHARGED- | 0 | PERCENT TIME USED- | 0 | | | | |
| BRANNAN PAVING COMPANY, INC. | | | | | | | |
| CONTRACT 01973009 | | | TOTALS | 4,826,385.66 | .00 | .00 | 0.0 |

* NO CURRENT ESTIMATE PROCESSED AT THE TIME OF THIS RUN

| * CONTRACT IDENTIFICATION AND INFORMATION | | * LENGTH | * CONTRACT AMOUNT | * AMOUNT THIS ESTIMATE | * TOTAL ESTIMATE TO DATE | * % COMP |
|--|------------------------|----------|-------------------|------------------------|--------------------------|----------|
| NUECES AT VARIOUS LOCATIONS ON IH 37 & SH 44 | | .001 | \$ 311,080.68 | \$ 1,960.00 | 295,322.22 | 96.8 |
| VA 0916-35-018 CLM 0916-35-018 LANDSCAPE DEVELOPMENT | | | | | | |
| WORK ORDER- 05-09-94 | WORK BEGAN- 06-29-94 | | | | | |
| DATE WORK COMPLETED- | TIME COMPUTED 05-25-94 | | | | | |
| CONTRACT WORKING DAYS- 120 | ADDL DAYS GRANTED- | | | | | |
| WORKING DAYS CHARGED- 105 | PERCENT TIME USED- 88 | | | | | |
| ALTEX LANDSCAPE CONSTRUCTION, INC. | | | | | | |
| CONTRACT 03940059 | | TOTALS | 311,080.68 | 1,960.00 | 295,322.22 | 96.8 |
| NUECES N OF FM 70 AT BISHOP | | 1.836 | \$ 4,452,567.03 | 2,641.82 | 4,189,440.71 | 99.0 |
| US 77 S OF FM 70 AT BISHOP | | | | | | |
| 0102-03-073 | | | | | | |
| STP 95(205)HES GR, STRS, BASE & SURF | | | | | | |
| WORK ORDER- 05-24-95 | WORK BEGAN- 06-19-95 | | | | | |
| DATE WORK COMPLETED- | TIME COMPUTED 06-09-95 | | | | | |
| CONTRACT WORKING DAYS- 270 | ADDL DAYS GRANTED- 34 | | | | | |
| WORKING DAYS CHARGED- 289 | PERCENT TIME USED- 95 | | | | | |
| HAAS - ANDERSON CONSTRUCTION, INC. | | | | | | |
| CONTRACT 04950004 | | TOTALS | 4,452,567.03 | 2,641.82 | 4,189,440.71 | 99.0 |
| NUECES LP 407 | | 1.156 | \$ 2,548,698.08 | 135,421.94 | 2,990,500.34 | 99.9 |
| FM 24 STARLITE LANE IN CORPUS CHRISTI | | | | | | |
| 1556-01-014 | | | | | | |
| STP 94(63)MM GR, BS, SURF, & STRUCTURES (C&G) | | | | | | |
| WORK ORDER- 08-16-95 | WORK BEGAN- 01-02-96 | | | | | |
| DATE WORK COMPLETED- | TIME COMPUTED 09-01-95 | | | | | |
| CONTRACT WORKING DAYS- 180 | ADDL DAYS GRANTED- 62 | | | | | |
| WORKING DAYS CHARGED- 217 | PERCENT TIME USED- 90 | | | | | |
| COF CORP. | | | | | | |
| CONTRACT 06950045 | | TOTALS | 2,548,698.08 | 135,421.94 | 2,990,500.34 | 99.9 |
| NUECES RAND MORGAN ROAD | | 4.024 | \$ 363,294.44 | .00 | 361,322.68 | 100.0 |
| IH 37 0.8 MILE EAST OF MPRR U/P | | | | | | |
| 0074-06-180 | | | | | | |
| IM 37-1(104)006 UPGRADE SIGNING | | | | | | |
| WORK ORDER- 08-09-95 | WORK BEGAN- 03-01-96 | | | | | |
| DATE WORK COMPLETED- 02-11-97 | TIME COMPUTED 03-01-96 | | | | | |
| CONTRACT WORKING DAYS- 100 | ADDL DAYS GRANTED- | | | | | |
| WORKING DAYS CHARGED- 86 | PERCENT TIME USED- 86 | | | | | |
| APEX CONTRACTING, INC. | | | | | | |
| CONTRACT 07950020 | | TOTALS | 363,294.44 | .00 | 361,322.68 | 100.0 |
| NUECES IN CORPUS CHRISTI ON HOLLY ROAD FROM | | 2.083 | \$ 8,315,846.41 | 607,463.18 | 1,998,205.20 | 25.2 |
| MH EVERHART TO RODDFIELD ROAD (SH 357) | | | | | | |
| 8043-16-002 | | | | | | |
| C 8043-16-2 RECONSTR GR, STRS, SURF & ADD C&G | | | | | | |
| WORK ORDER- 09-05-96 | WORK BEGAN- 11-27-96 | | | | | |
| DATE WORK COMPLETED- | TIME COMPUTED 09-21-96 | | | | | |
| CONTRACT WORKING DAYS- 378 | ADDL DAYS GRANTED- | | | | | |
| WORKING DAYS CHARGED- 0 | PERCENT TIME USED- 0 | | | | | |
| BAY, INC. | | | | | | |
| CONTRACT 07963057 | | TOTALS | 8,315,846.41 | 607,463.18 | 1,998,205.20 | 25.2 |
| NUECES OCEAN DRIVE - ALAMEDA INTERSECTION | | .500 | \$ 3,927,768.79 | 100,111.06 | 981,756.40 | 26.3 |
| SP 3 TAMU CORPUS CHRISTI ENTRANCE | | | | | | |
| 3596-01-001 | | | | | | |
| DB 94(11) GR, BS, SURF, & STRUCTURES | | | | | | |
| WORK ORDER- 11-02-95 | WORK BEGAN- 11-18-95 | | | | | |
| DATE WORK COMPLETED- | TIME COMPUTED 11-18-95 | | | | | |
| CONTRACT WORKING DAYS- 225 | ADDL DAYS GRANTED- 36 | | | | | |
| WORKING DAYS CHARGED- 87 | PERCENT TIME USED- 33 | | | | | |
| BAY, INC. | | | | | | |
| CONTRACT 08950044 | | TOTALS | 3,927,768.79 | 100,111.06 | 981,756.40 | 26.3 |

* ESTIMATE HAS BEEN BY-PASSED *

| * CONTRACT IDENTIFICATION AND INFORMATION | | * LENGTH | * CONTRACT AMOUNT | * AMOUNT THIS ESTIMATE | * TOTAL ESTIMATE TO DATE | * % COMP |
|--|--|----------|-------------------|------------------------|--------------------------|----------|
| NUECES SH 44 0102-01-083 C 102-1-83 WEST OF CLARKWOOD 0.19 MILE EAST OF FM 1694 GR, STRS, BASE & SURF | | 3.810 | \$ 5,399,706.94 | \$ 452,526.99 | \$ 4,457,789.73 | 86.9 |
| NUECES SH 44 0102-02-074 C 102-2-74 0.19 MILE EAST OF FM 1694 0.9 MILE WEST OF FM 1694 GR, STRS, BASE & SURF | | 1.339 | \$ 1,847,804.32 | \$ 205,615.77 | \$ 1,294,636.64 | 73.7 |
| WORK ORDER- 10-11-95 DATE WORK COMPLETED- CONTRACT WORKING DAYS- 270 WORKING DAYS CHARGED- 199 | | | | | | |
| WORK BEGAN- 02-29-96 TIME COMPUTED 10-27-95 ADDL DAYS GRANTED- PERCENT TIME USED- 74 | | | | | | |
| BAY, INC. CONTRACT 08950102 | | TOTALS | 7,247,511.26 | 658,142.76 | 5,752,426.37 | 83.5 |
| ***** NUECES CS 0916-35-041 STP 95(307)MM ON GREENHOOD FROM SH 357 SH 358 CONST 4 LN W/LT TURN LANE C & G | | 1.762 | \$ 4,323,544.55 | \$ 339,313.25 | \$ 3,306,924.70 | 80.5 |
| WORK ORDER- 12-29-95 DATE WORK COMPLETED- CONTRACT WORKING DAYS- 215 WORKING DAYS CHARGED- 207 | | | | | | |
| WORK BEGAN- 02-26-96 TIME COMPUTED 01-14-96 ADDL DAYS GRANTED- PERCENT TIME USED- 96 | | | | | | |
| HAAS - ANDERSON CONSTRUCTION, INC. CONTRACT 08950124 | | TOTALS | 4,323,544.55 | 339,313.25 | 3,306,924.70 | 80.5 |
| ***** NUECES US 77 0373-01-031 MANH 95(64)M TEX-MEX RR O/P IN ROBSTOWN 3.45 MI NORTH CONST ADD'L RDMY- 4DR | | 3.450 | \$ 19,776,840.46 | \$ 325,386.14 | \$ 15,150,558.52 | 80.6 |
| WORK ORDER- 11-07-95 DATE WORK COMPLETED- CONTRACT WORKING DAYS- 535 WORKING DAYS CHARGED- 271 | | | | | | |
| WORK BEGAN- 11-27-95 TIME COMPUTED 11-23-95 ADDL DAYS GRANTED- PERCENT TIME USED- 51 | | | | | | |
| BAY, INC. CONTRACT 09950033 | | TOTALS | 19,776,840.46 | 325,386.14 | 15,150,558.52 | 80.6 |
| ***** NUECES FM 70 1558-03-016 STP 96(850)RM 0.65 MILES WEST OF PETRONILLA CREEK 0.4 MILES EAST OF PETRONILLA CREEK RELOCATE ROAD AND REPLACE BRIDGE | | 2.823 | \$ 1,918,915.01 | \$ 119,395.54 | \$ 339,722.38 | 18.6 |
| WORK ORDER- 10-04-96 DATE WORK COMPLETED- CONTRACT WORKING DAYS- 140 WORKING DAYS CHARGED- 2 | | | | | | |
| WORK BEGAN- 10-23-96 TIME COMPUTED 10-20-96 ADDL DAYS GRANTED- PERCENT TIME USED- 1 | | | | | | |
| ASPHALT PAVING AND CONSTRUCTION COMPANY OF CORPUS CHRISTI, TEXAS CONTRACT 09963006 | | TOTALS | 1,918,915.01 | 119,395.54 | 339,722.38 | 18.6 |
| ***** NUECES FM 665 1052-02-063 CPM 1052-2-63 2.41 KM WEST OF SH 357 SH 357 LEVEL UP, OVERLAY AND CEM STAB SHLDRS | | 2.395 | \$ 419,772.18 | \$.00 | \$.00 | .0 |
| WORK ORDER- 11-18-96 DATE WORK COMPLETED- CONTRACT WORKING DAYS- 40 WORKING DAYS CHARGED- 0 | | | | | | |
| WORK BEGAN- 00-00-00 TIME COMPUTED 00-00-00 ADDL DAYS GRANTED- PERCENT TIME USED- 0 | | | | | | |
| BAY, INC. CONTRACT 10963030 | | TOTALS | 419,772.18 | .00 | .00 | 0.0 |
| ***** NUECES US 181 0101-06-094 CPM 101-6-94 NORTH END OF HARBOR BRIDGE SOUTH END OF NUECES BAY CAUSEWAY CHIP SEAL, RETROFI- BR RAIL AND REMOV MBGF | | 2.146 | \$ 433,259.15 | \$ 142,603.08 | \$ 180,573.15 | 43.8 |
| WORK ORDER- 12-04-96 DATE WORK COMPLETED- CONTRACT WORKING DAYS- 45 WORKING DAYS CHARGED- 21 | | | | | | |
| WORK BEGAN- 01-23-97 TIME COMPUTED 01-13-97 ADDL DAYS GRANTED- PERCENT TIME USED- 47 | | | | | | |
| BAY, INC. CONTRACT 10963065 | | TOTALS | 433,259.15 | 142,603.08 | 180,573.15 | 43.8 |
| ***** | | | | | | |

 * NO CURRENT ESTIMATE PROCESSED AT THE *
 * TIME OF THIS RUN *

| * CONTRACT IDENTIFICATION AND INFORMATION | | * LENGTH * | * CONTRACT AMOUNT * | * AMOUNT THIS ESTIMATE * | * TOTAL ESTIMATE TO DATE * | * % COMP * |
|--|--|------------|---------------------|--------------------------|----------------------------|------------|
| ***** SAN PATRICIO NUECES RIVER BRIDGE IH 37 NORTH OF US 77 OVERPASS 0074-05-080 C 74-5-80 ADD. LN. & X-OVER RAMP FOR NB LANES ***** | | 1.574 | \$ 1,512,587.47' | .00' | .00' | .0' |
| WORK ORDER- 00-00-00 WORK BEGAN- 00-00-00 DATE WORK COMPLETED- TIME COMPUTED 00-00-00 CONTRACT WORKING DAYS- 191 ADDL DAYS GRANTED- WORKING DAYS CHARGED- 0 PERCENT TIME USED- 0 ***** | | | | | | |
| BAY, LTD. ***** CONTRACT 02973010 TOTALS ***** | | | 1,512,587.47' | .00' | .00' | 0.0' |
| ***** SAN PATRICIO NORTH OF PETERS SMALE US 77 SOUTH OF PETERS SMALE 0372-01-071 CD 372-1-71 REPLACE MBC WITH BRIDGE ***** | | .340 | \$ 968,055.41' | 68,187.37' | 592,153.12' | 64.3' |
| WORK ORDER- 08-21-96 WORK BEGAN- 09-09-96 DATE WORK COMPLETED- TIME COMPUTED 09-06-96 CONTRACT WORKING DAYS- 118 ADDL DAYS GRANTED- WORKING DAYS CHARGED- 78 PERCENT TIME USED- 66 ***** | | | | | | |
| HAAS - ANDERSON CONSTRUCTION, INC. ***** CONTRACT 07963052 TOTALS ***** | | | 968,055.41' | 68,187.37' | 592,153.12' | 64.3' |
| ***** SAN PATRICIO EAST BOADWAY FROM NORTHSORE BOULEVARD CS FM 3239 (BUDDY GANEM) 0916-28-022 STP 96(851)MM CONST. 3 LN W/C&G, SIDEWALKS & BIKELNS ***** | | 1.214 | \$ 697,940.97' | 56,462.13' | 165,814.23' | 25.0' |
| WORK ORDER- 09-16-96 WORK BEGAN- 10-02-96 DATE WORK COMPLETED- TIME COMPUTED 10-02-96 CONTRACT WORKING DAYS- 78 ADDL DAYS GRANTED- WORKING DAYS CHARGED- 22 PERCENT TIME USED- 28 ***** | | | | | | |
| ASPHALT PAVING AND CONSTRUCTION COMPANY OF CORPUS CHRISTI, TEXAS ***** CONTRACT 08963045 TOTALS ***** | | | 697,940.97' | 56,462.13' | 165,814.23' | 25.0' |
| ***** SAN PATRICIO FM 2986 US 181 0.13 MI S OF FM 893 U/P 0101-04-089 C 101-4-89 FRONTAGE ROADS MOORE AVE-U/P, PAV MRK ***** | | 1.572 | \$ 11,726,620.91' | 122,726.10' | 1,472,962.35' | 13.2' |
| WORK ORDER- 10-10-96 WORK BEGAN- 12-11-96 DATE WORK COMPLETED- TIME COMPUTED 10-26-96 CONTRACT WORKING DAYS- 407 ADDL DAYS GRANTED- WORKING DAYS CHARGED- 32 PERCENT TIME USED- 8 ***** | | | | | | |
| BAY, INC. ***** CONTRACT 08963061 TOTALS ***** | | | 11,726,620.91' | 122,726.10' | 1,472,962.35' | 13.2' |
| ***** SAN PATRICIO ETC FM 136 SH 35 ETC 0180-06-076 ETC C 180-6-76 INSTALL FLASHING BEACON ***** | | .005 | \$ 246,479.75' | .00' | 6,749.56' | 2.8' |
| WORK ORDER- 12-06-96 WORK BEGAN- 01-28-97 DATE WORK COMPLETED- TIME COMPUTED 03-07-97 CONTRACT WORKING DAYS- 100 ADDL DAYS GRANTED- WORKING DAYS CHARGED- 0 PERCENT TIME USED- 0 ***** | | | | | | |
| V. C. HUFF, INC. ***** CONTRACT 11963059 TOTALS ***** | | | 246,479.75' | .00' | 6,749.56' | 2.8' |
| ***** DISTRICT CONTRACT AMOUNT 94,618,168.98 DISTRICT ESTIMATES THIS MONTH 3,498,457.87 DISTRICT TOTAL ESTIMATES PAID TO DATE 51,348,522.13 ***** | | | | | | |

| * CONTRACT IDENTIFICATION AND INFORMATION | | | * LENGTH | * CONTRACT AMOUNT | * AMOUNT THIS ESTIMATE | * TOTAL ESTIMATE TO DATE | * % COMP | |
|---|--|--|---------------------------------|-------------------|------------------------|--------------------------|--------------|-------|
| BRAZOS | | | 0.10 KM W OF SH 6 WFR | .530 | \$ 175,404.06 | .00 | .0 | |
| FM 60 | | | 0.10 KM E OF SH 6 EFR | | | | | |
| 0506-01-072 | | | | | | | | |
| C 506-1-72 | | | TRAFF SIG, PAV MDN | | | | | |
| WORK ORDER- 02-14-97 | | | WORK BEGAN- 00-00-00 | | | | | |
| DATE WORK COMPLETED- | | | TIME COMPUTED 03-02-97 | | | | | |
| CONTRACT WORKING DAYS- | | | 30 ADDL DAYS GRANTED- | | | | | |
| WORKING DAYS CHARGED- | | | 0 PERCENT TIME USED- 0 | | | | | |
| YOUNG CONTRACTORS, INC. | | | | | | | | |
| CONTRACT 01973073 | | | TOTALS | 175,404.06 | .00 | .00 | 0.0 | |
| BRAZOS | | | SH 60 | 6.963 | \$ 1,210,656.97 | .00 | .0 | |
| FM 2818 | | | LONGMIRE DRIVE | | | | | |
| 2399-01-038 | | | | | | | | |
| NH 97(77) | | | REHABILITATE EXISTING ROADWAY | | | | | |
| WORK ORDER- 00-00-00 | | | WORK BEGAN- 00-00-00 | | | | | |
| DATE WORK COMPLETED- | | | TIME COMPUTED 00-00-00 | | | | | |
| CONTRACT WORKING DAYS- | | | 116 ADDL DAYS GRANTED- | | | | | |
| WORKING DAYS CHARGED- | | | 0 PERCENT TIME USED- 0 | | | | | |
| YOUNG CONTRACTORS, INC. | | | | | | | | |
| CONTRACT 02973014 | | | TOTALS | 1,210,656.97 | .00 | .00 | 0.0 | |
| BRAZOS | | | SH 21 | 4.124 | \$ 1,298,103.01 | 76,368.90 | 1,170,794.87 | 92.0 |
| OSR | | | FM 1687 | | | | | |
| 0475-01-019 | | | | | | | | |
| STP 96(658)R | | | REHABILITATE EXISTING ROADWAY | | | | | |
| WORK ORDER- 05-28-96 | | | WORK BEGAN- 08-12-96 | | | | | |
| DATE WORK COMPLETED- | | | TIME COMPUTED 06-13-96 | | | | | |
| CONTRACT WORKING DAYS- | | | 136 ADDL DAYS GRANTED- | | | | | |
| WORKING DAYS CHARGED- | | | 86 PERCENT TIME USED- 63 | | | | | |
| YOUNG CONTRACTORS, INC. | | | | | | | | |
| CONTRACT 04963006 | | | TOTALS | 1,298,103.01 | 76,368.90 | 1,170,794.87 | 92.0 | |
| BRAZOS | | | BS 6-R SOUTH | 12.538 | \$ 1,918,122.80 | .00 | 1,891,492.34 | 100.0 |
| SH 6 | | | BS 6-R | | | | | |
| 0049-12-044 | | | | | | | | |
| NH 96(655)R | | | REHABILITATE EXISTING ROADWAY | | | | | |
| WORK ORDER- 05-28-96 | | | WORK BEGAN- 06-18-96 | | | | | |
| DATE WORK COMPLETED- | | | TIME COMPUTED 06-13-96 | | | | | |
| CONTRACT WORKING DAYS- | | | 105 ADDL DAYS GRANTED- | | | | | |
| WORKING DAYS CHARGED- | | | 105 PERCENT TIME USED- 100 | | | | | |
| YOUNG CONTRACTORS, INC. | | | | | | | | |
| CONTRACT 04963046 | | | TOTALS | 1,918,122.80 | .00 | 1,891,492.34 | 100.0 | |
| BRAZOS | | | 1.0 MI N OF FM 158 | 2.289 | \$ 1,458,259.38 | .00 | 1,477,623.73 | 99.9 |
| SH 6 | | | 1.1 MI S OF FM 1179 | | | | | |
| 0049-12-042 | | | | | | | | |
| STP 95(246)R | | | GRADING, STRS, BASE AND SURFACE | | | | | |
| WORK ORDER- 06-27-95 | | | WORK BEGAN- 07-20-95 | | | | | |
| DATE WORK COMPLETED- | | | TIME COMPUTED 07-13-95 | | | | | |
| CONTRACT WORKING DAYS- | | | 190 ADDL DAYS GRANTED- | | | | | |
| WORKING DAYS CHARGED- | | | 207 PERCENT TIME USED- 100 | | | | | |
| YOUNG CONTRACTORS, INC. | | | | | | | | |
| CONTRACT 04963046 | | | TOTALS | 1,458,259.38 | .00 | 1,477,623.73 | 99.9 | |
| BRAZOS | | | FM 2818 | 4.478 | \$ 3,704,095.80 | 188,925.92 | 3,353,154.80 | 95.2 |
| FM 2154 | | | 0.2 MI. SOUTH OF CR 203 | | | | | |
| 0540-04-036 | | | | | | | | |
| STP 95(15)R | | | GRADING, STR, BASE AND SURFACE | | | | | |
| WORK ORDER- 08-16-95 | | | WORK BEGAN- 09-18-95 | | | | | |
| DATE WORK COMPLETED- | | | TIME COMPUTED 09-01-95 | | | | | |
| CONTRACT WORKING DAYS- | | | 195 ADDL DAYS GRANTED- | | | | | |
| WORKING DAYS CHARGED- | | | 244 PERCENT TIME USED- 87 | | | | | |
| YOUNG CONTRACTORS, INC. | | | | | | | | |
| CONTRACT 05950008 | | | TOTALS | 3,704,095.80 | 188,925.92 | 3,353,154.80 | 95.2 | |
| BRAZOS | | | FM 2818 | 4.478 | \$ 3,704,095.80 | 188,925.92 | 3,353,154.80 | 95.2 |
| FM 2154 | | | 0.2 MI. SOUTH OF CR 203 | | | | | |
| 0540-04-036 | | | | | | | | |
| STP 95(15)R | | | GRADING, STR, BASE AND SURFACE | | | | | |
| WORK ORDER- 08-16-95 | | | WORK BEGAN- 09-18-95 | | | | | |
| DATE WORK COMPLETED- | | | TIME COMPUTED 09-01-95 | | | | | |
| CONTRACT WORKING DAYS- | | | 195 ADDL DAYS GRANTED- | | | | | |
| WORKING DAYS CHARGED- | | | 244 PERCENT TIME USED- 87 | | | | | |
| YOUNG CONTRACTORS, INC. | | | | | | | | |
| CONTRACT 07950078 | | | TOTALS | 3,704,095.80 | 188,925.92 | 3,353,154.80 | 95.2 | |

| * CONTRACT IDENTIFICATION AND INFORMATION | | * LENGTH | * CONTRACT AMOUNT | * AMOUNT THIS ESTIMATE | * TOTAL ESTIMATE TO DATE | * % COMP |
|--|--|------------------------|--|------------------------|--------------------------|-------------------|
| BRAZOS FM 2818 | | 4.714 | \$ 3,320,099.11 | \$.00 | \$ 3,276,766.18 | 98.8 |
| FM 60 BRAZOS RIVER | | | | | | |
| 0506-01-067 | | | | | | |
| C 506-1-67 GR, STR, BS, SURF | | | | | | |
| WORK ORDER- 12-28-94 | | WORK BEGAN- 01-04-95 | ***** | | | |
| DATE WORK COMPLETED- | | TIME COMPUTED 01-13-95 | * NO CURRENT ESTIMATE PROCESSED AT THE | | | |
| CONTRACT WORKING DAYS- 100 | | ADDL DAYS GRANTED- 25 | * TIME OF THIS RUN | | | |
| WORKING DAYS CHARGED- 129 | | PERCENT TIME USED- 103 | ***** | | | |
| YOUNG CONTRACTORS, INC. | | CONTRACT 08929065 | TOTALS | 3,320,099.11 | .00 | 3,276,766.18 98.8 |
| BRAZOS IN COLLEGE STATION FR FM 2154 | | 1.327 | \$ 4,507,938.33 | \$ 119,448.19 | \$ 3,421,169.50 | 79.8 |
| FM 2347 FM 2818 | | | | | | |
| 3138-01-009 | | | | | | |
| C 3138-1-9 WDN GR, STRS & SURF | | | | | | |
| WORK ORDER- 10-06-95 | | WORK BEGAN- 10-30-95 | ***** | | | |
| DATE WORK COMPLETED- | | TIME COMPUTED 10-22-95 | * NO CURRENT ESTIMATE PROCESSED AT THE | | | |
| CONTRACT WORKING DAYS- 360 | | ADDL DAYS GRANTED- 5 | * TIME OF THIS RUN | | | |
| WORKING DAYS CHARGED- 213 | | PERCENT TIME USED- 58 | ***** | | | |
| YOUNG CONTRACTORS, INC. | | CONTRACT 08950004 | TOTALS | 4,507,938.33 | 119,448.19 | 3,421,169.50 79.8 |
| BRAZOS FM 46 | | 10.153 | \$ 2,268,700.73 | \$ 28,177.10 | \$ 1,959,069.19 | 90.8 |
| OSR MADISON COUNTY LINE | | | | | | |
| 0475-02-042 | | | | | | |
| CPM 475-2-42 REHABILITATE EXISTING ROADWAY | | | | | | |
| WORK ORDER- 11-02-95 | | WORK BEGAN- 03-11-96 | ***** | | | |
| DATE WORK COMPLETED- | | TIME COMPUTED 11-18-95 | * NO CURRENT ESTIMATE PROCESSED AT THE | | | |
| CONTRACT WORKING DAYS- 138 | | ADDL DAYS GRANTED- 24 | * TIME OF THIS RUN | | | |
| WORKING DAYS CHARGED- 159 | | PERCENT TIME USED- 98 | ***** | | | |
| YOUNG CONTRACTORS, INC. | | CONTRACT 09950031 | TOTALS | 2,268,700.73 | 28,177.10 | 1,959,069.19 90.8 |
| BRAZOS END OF FM 1688 | | .643 | \$ 314,020.40 | \$ 86,865.30 | \$ 179,420.11 | 60.1 |
| FM 1688 SH 47 | | | | | | |
| 1560-02-010 | | | | | | |
| A 1560-2-10 GR STRS & SURF | | | | | | |
| WORK ORDER- 11-07-96 | | WORK BEGAN- 11-19-96 | ***** | | | |
| DATE WORK COMPLETED- | | TIME COMPUTED 11-23-96 | * NO CURRENT ESTIMATE PROCESSED AT THE | | | |
| CONTRACT WORKING DAYS- 75 | | ADDL DAYS GRANTED- | * TIME OF THIS RUN | | | |
| WORKING DAYS CHARGED- 25 | | PERCENT TIME USED- 33 | ***** | | | |
| SMITH & CO. | | CONTRACT 10963031 | TOTALS | 314,020.40 | 86,865.30 | 179,420.11 60.1 |
| BRAZOS FM 60 SOUTH | | 1.223 | \$ 4,786,823.06 | \$ 116,443.26 | \$ 2,019,386.74 | 44.4 |
| BS 6-R DOMINIK STREET | | | | | | |
| 0050-01-056 | | | | | | |
| DBUSTP 89(61) WIDENING OF A NON-FREEMWAY FACILITY | | | | | | |
| WORK ORDER- 01-04-96 | | WORK BEGAN- 02-08-96 | ***** | | | |
| DATE WORK COMPLETED- | | TIME COMPUTED 01-20-96 | * NO CURRENT ESTIMATE PROCESSED AT THE | | | |
| CONTRACT WORKING DAYS- 375 | | ADDL DAYS GRANTED- 2 | * TIME OF THIS RUN | | | |
| WORKING DAYS CHARGED- 195 | | PERCENT TIME USED- 52 | ***** | | | |
| YOUNG CONTRACTORS, INC. | | CONTRACT 11950044 | TOTALS | 4,786,823.06 | 116,443.26 | 2,019,386.74 44.4 |
| FREESTONE ON FM 489 AT SH 75 AND SH 179 | | .037 | \$ 23,766.23 | \$ 388.61 | \$ 22,394.25 | 99.1 |
| FM 489 INTERSECTIONS | | | | | | |
| 1325-03-014 | | | | | | |
| C 1325-3-14 INST FLASH BEACON WITH SAFETY LIGHTING | | | | | | |
| WORK ORDER- 08-08-96 | | WORK BEGAN- 08-24-96 | ***** | | | |
| DATE WORK COMPLETED- | | TIME COMPUTED 08-24-96 | * NO CURRENT ESTIMATE PROCESSED AT THE | | | |
| CONTRACT WORKING DAYS- 43 | | ADDL DAYS GRANTED- | * TIME OF THIS RUN | | | |
| WORKING DAYS CHARGED- 28 | | PERCENT TIME USED- 65 | ***** | | | |
| TEJAS COMMUNICATIONS, INC. | | CONTRACT 07963015 | TOTALS | 23,766.23 | 388.61 | 22,394.25 99.1 |

| * CONTRACT IDENTIFICATION AND INFORMATION | | * LENGTH | * CONTRACT AMOUNT | * AMOUNT THIS ESTIMATE | * TOTAL ESTIMATE TO DATE | * % COMP |
|---|--|------------------------|--|------------------------|--------------------------|-------------------|
| FREESTONE 0.227 MI E. OF NAVARRO C/L | | .209 | \$ 64,901.00 | .00 | 96,839.20 | 99.9 |
| SH 75 0.436 MI E. | | | | | | |
| 0166-02-036 | | | | | | |
| MC 166-2-36 REPAIR DRAINAGE STRUCTURE | | | | | | |
| WORK ORDER- 08-20-96 | | WORK BEGAN- 09-05-96 | ***** | | | |
| DATE WORK COMPLETED- | | TIME COMPUTED 09-05-96 | * NO CURRENT ESTIMATE PROCESSED AT THE | | | |
| CONTRACT WORKING DAYS- 21 | | ADDL DAYS GRANTED- 10 | * TIME OF THIS RUN | | | |
| WORKING DAYS CHARGED- 27 | | PERCENT TIME USED- 87 | ***** | | | |
| ROADWAY CONSTRUCTION, INC. | | CONTRACT 07963095 | TOTALS | 64,901.00 | .00 | 96,839.20 99.9 |
| ***** | | ***** | | | | |
| FREESTONE FM 489 | | 9.502 | \$ 4,632,402.20 | 164,063.20 | 868,210.90 | 19.7 |
| US 84 US 79 | | | | | | |
| 0057-05-020 | | | | | | |
| STP 96(806)R GR, STRS, BASE AND SURFACE | | | | | | |
| WORK ORDER- 09-25-96 | | WORK BEGAN- 10-01-96 | ***** | | | |
| DATE WORK COMPLETED- | | TIME COMPUTED 10-11-96 | * NO CURRENT ESTIMATE PROCESSED AT THE | | | |
| CONTRACT WORKING DAYS- 315 | | ADDL DAYS GRANTED- | * TIME OF THIS RUN | | | |
| WORKING DAYS CHARGED- 51 | | PERCENT TIME USED- 16 | ***** | | | |
| GLENN FUQUA, INC. | | CONTRACT 08963007 | TOTALS | 4,632,402.20 | 164,063.20 | 868,210.90 19.7 |
| ***** | | ***** | | | | |
| GRIMES 0.16 MI E OF FM 1774 | | 3.479 | \$ 2,165,634.56 | .00 | 1,190,231.00 | 57.5 |
| SH 105 0.25 MI W OF MONTGOMERY C/L | | | | | | |
| 0338-01-037 | | | | | | |
| STP 93(84)R GR, STRS, BS & SURF | | | | | | |
| WORK ORDER- 05-25-93 | | WORK BEGAN- 06-14-93 | ***** | | | |
| DATE WORK COMPLETED- | | TIME COMPUTED 06-10-93 | * NO CURRENT ESTIMATE PROCESSED AT THE | | | |
| CONTRACT WORKING DAYS- 120 | | ADDL DAYS GRANTED- 10 | * TIME OF THIS RUN | | | |
| WORKING DAYS CHARGED- 189 | | PERCENT TIME USED- 145 | ***** | | | |
| PALASOTA CONSTRUCTION, INC. | | CONTRACT 04930008 | TOTALS | 2,165,634.56 | .00 | 1,190,231.00 57.5 |
| ***** | | ***** | | | | |
| LEON INTERCHANGE AT IH 45 AND SH 7 | | .958 | \$ 22,224.39 | 7,910.44 | 20,031.36 | 94.8 |
| SH 7 | | | | | | |
| 0335-03-033 | | | | | | |
| C 335-3-33 SAFETY LIGHTING | | | | | | |
| WORK ORDER- 06-27-96 | | WORK BEGAN- 07-13-96 | ***** | | | |
| DATE WORK COMPLETED- | | TIME COMPUTED 07-13-96 | * NO CURRENT ESTIMATE PROCESSED AT THE | | | |
| CONTRACT WORKING DAYS- 24 | | ADDL DAYS GRANTED- | * TIME OF THIS RUN | | | |
| WORKING DAYS CHARGED- 15 | | PERCENT TIME USED- 63 | ***** | | | |
| TEJAS COMMUNICATIONS, INC. | | CONTRACT 06963013 | TOTALS | 22,224.39 | 7,910.44 | 20,031.36 94.8 |
| ***** | | ***** | | | | |
| LEON ON IH 45 SOUTHBOUND LANE | | .852 | \$ 508,611.62 | 2,634.83 | 89,582.39 | 18.5 |
| IH 45 1.0 MILE NORTH OF SH 7 | | | | | | |
| 0675-03-043 | | | | | | |
| C 675-3-43 CONSTRUCT DPS WEIGH/INSPECTION STATION | | | | | | |
| WORK ORDER- 10-01-96 | | WORK BEGAN- 11-13-96 | ***** | | | |
| DATE WORK COMPLETED- | | TIME COMPUTED 12-01-96 | * NO CURRENT ESTIMATE PROCESSED AT THE | | | |
| CONTRACT WORKING DAYS- 94 | | ADDL DAYS GRANTED- | * TIME OF THIS RUN | | | |
| WORKING DAYS CHARGED- 18 | | PERCENT TIME USED- 19 | ***** | | | |
| A. L. HELMCAMP, INC. | | CONTRACT 08963054 | TOTALS | 508,611.62 | 2,634.83 | 89,582.39 18.5 |
| ***** | | ***** | | | | |
| MADISON BRAZOS COUNTY LINE | | 7.943 | \$ 939,896.69 | .00 | .00 | .0 |
| OSR 7.9 KM EAST | | | | | | |
| 0475-03-048 | | | | | | |
| CPM 475-3-48 RESTORATION OF EXISTING ROADWAY | | | | | | |
| MADISON US 190 | | 4.070 | \$ 285,440.26 | .00 | .00 | .0 |
| FM 2865 4.1 KM NORTH | | | | | | |
| 3303-01-005 | | | | | | |
| AR 3303-1-5 RESTORATION OF EXISTING ROADWAY | | | | | | |
| WORK ORDER- 00-00-00 | | WORK BEGAN- 00-00-00 | ***** | | | |
| DATE WORK COMPLETED- | | TIME COMPUTED 00-00-00 | * NO CURRENT ESTIMATE PROCESSED AT THE | | | |
| CONTRACT WORKING DAYS- 112 | | ADDL DAYS GRANTED- | * TIME OF THIS RUN | | | |
| WORKING DAYS CHARGED- 0 | | PERCENT TIME USED- 0 | ***** | | | |
| GLENN-MADE CONTRACTOR'S, INC. | | CONTRACT 02973047 | TOTALS | 1,225,336.95 | .00 | .00 0.0 |
| ***** | | ***** | | | | |

| * CONTRACT IDENTIFICATION AND INFORMATION | | * LENGTH | * CONTRACT AMOUNT | * AMOUNT THIS ESTIMATE | * TOTAL ESTIMATE TO DATE | * % COMP |
|---|------------------------|----------|-------------------|------------------------|--------------------------|----------|
| MADISON OSR FM 2346 SH 21 1223-03-009 CSR 1223-3-9 | | 6.513 | \$ 1,540,799.99 | .00 | 1,516,553.07 | 98.4 |
| REWORK EXISTING BASE AND SURFACE | | | | | | |
| WORK ORDER- 06-25-92 | WORK BEGAN- 07-22-92 | | | | | |
| DATE WORK COMPLETED- | TIME COMPUTED 07-11-92 | | | | | |
| CONTRACT WORKING DAYS- | ADDL DAYS GRANTED- | | | | | |
| WORKING DAYS CHARGED- | PERCENT TIME USED- 99 | | | | | |
| SMITH & CO.(DEAD) | | | | | | |
| CONTRACT 05920060 | | TOTALS | 1,540,799.99 | .00 | 1,516,553.07 | 98.4 |
| MADISON FM 2548 IN MIDWAY SH 21 TRINITY RIVER 0117-05-033 STP 96(807)R | | 4.271 | \$ 1,253,115.11 | 70,378.12 | 419,420.72 | 35.2 |
| REHABILITATION OF EXISTING PAVEMENT | | | | | | |
| WORK ORDER- 10-09-96 | WORK BEGAN- 11-06-96 | | | | | |
| DATE WORK COMPLETED- | TIME COMPUTED 10-25-96 | | | | | |
| CONTRACT WORKING DAYS- | ADDL DAYS GRANTED- | | | | | |
| WORKING DAYS CHARGED- | PERCENT TIME USED- 23 | | | | | |
| GLENN FUQUA, INC. | | | | | | |
| CONTRACT 09963007 | | TOTALS | 1,253,115.11 | 70,378.12 | 419,420.72 | 35.2 |
| MILAM FALLS COUNTY LINE FM 2027 7.2 KM EAST 0833-08-010 AR 833-8-10 | | 7.242 | \$ 541,021.97 | .00 | .00 | .0 |
| RESTORATION OF EXISTING ROADWAY | | | | | | |
| WORK ORDER- 02-20-97 | WORK BEGAN- 00-00-00 | | | | | |
| DATE WORK COMPLETED- | TIME COMPUTED 03-08-97 | | | | | |
| CONTRACT WORKING DAYS- | ADDL DAYS GRANTED- | | | | | |
| WORKING DAYS CHARGED- | PERCENT TIME USED- 0 | | | | | |
| YOUNG CONTRACTORS, INC. | | | | | | |
| CONTRACT 01973029 | | TOTALS | 541,021.97 | .00 | .00 | 0.0 |
| MILAM ETC US 77 IN CAMERON US 190 ETC MILE SOUTH OF BUCKHOLTS 0185-03-019 ETC CPM 185-3-19 SEAL COAT | | 1.0 | \$ 1,496,929.57 | 53,160.54 | 1,364,859.29 | 100.0 |
| | | | | | | |
| WORK ORDER- 04-24-96 | WORK BEGAN- 05-28-96 | | | | | |
| DATE WORK COMPLETED- | TIME COMPUTED 05-28-96 | | | | | |
| CONTRACT WORKING DAYS- | ADDL DAYS GRANTED- 10 | | | | | |
| WORKING DAYS CHARGED- | PERCENT TIME USED- 93 | | | | | |
| J. H. STRAIN & SONS, INC. | | | | | | |
| CONTRACT 03963092 | | TOTALS | 1,496,929.57 | 53,160.54 | 1,364,859.29 | 100.0 |
| MILAM EAST CITY LIMITS OF THORNDALE US 79 ROCKY CREEK 0204-05-024 DB 94(14) GR, STRS,BA AND SURF | | 4.919 | \$ 9,265,611.62 | 50,510.77 | 8,973,328.22 | 100.0 |
| | | | | | | |
| WORK ORDER- 00-00-00 | WORK BEGAN- 06-16-94 | | | | | |
| DATE WORK COMPLETED- | TIME COMPUTED 08-29-94 | | | | | |
| CONTRACT WORKING DAYS- | ADDL DAYS GRANTED- 62 | | | | | |
| WORKING DAYS CHARGED- | PERCENT TIME USED- 100 | | | | | |
| HUNTER INDUSTRIES, INC. | | | | | | |
| CONTRACT 04940002 | | TOTALS | 9,265,611.62 | 50,510.77 | 8,973,328.22 | 100.0 |
| MILAM US 190 FM 1915 FM 485 0262-07-018 CPM 262-7-18 RESTORE ROADWAY | | 7.295 | \$ 1,187,700.67 | 8,417.38 | 1,107,469.90 | 98.2 |
| | | | | | | |
| WORK ORDER- 10-11-95 | WORK BEGAN- 01-15-96 | | | | | |
| DATE WORK COMPLETED- | TIME COMPUTED 10-27-95 | | | | | |
| CONTRACT WORKING DAYS- | ADDL DAYS GRANTED- 38 | | | | | |
| WORKING DAYS CHARGED- | PERCENT TIME USED- 99 | | | | | |
| T. L. JAMES & COMPANY, INC. | | | | | | |
| CONTRACT 08950230 | | TOTALS | 1,187,700.67 | 8,417.38 | 1,107,469.90 | 98.2 |

| * CONTRACT IDENTIFICATION AND INFORMATION | | * LENGTH | * CONTRACT AMOUNT | * AMOUNT THIS ESTIMATE | * TOTAL ESTIMATE TO DATE | * % COMP |
|---|--|----------|-------------------|------------------------|--------------------------|----------|
| ROBERTSON AT BIG SANDY CREEK | | .031 | \$ 143,680.00 | \$ 3,042.38 | 131,921.75 | 96.6 |
| FM 2954 3301-01-013 MC 3301-1-13 REPLACE STRUCTURE AND APPROCHES WORK ORDER- 11-15-96 WORK BEGAN- 12-09-96 DATE WORK COMPLETED- TIME COMPUTED 12-01-96 CONTRACT WORKING DAYS- 54 ADDL DAYS GRANTED- WORKING DAYS CHARGED- 31 PERCENT TIME USED- 57 | | | | | | |
| A. K. GILLIS & SONS, INC. | | | | | | |
| CONTRACT 10963066 | | TOTALS | 143,680.00 | 3,042.38 | 131,921.75 | 96.6 |
| WALKER BALL ROAD (COUNTY ROAD 308) | | 3.200 | \$ 314,408.77 | .00 | .00 | .0 |
| FM 1374 0578-03-029 AR 578-3-29 RESTORATION OF EXISTING ROADWAY | | | | | | |
| WALKER FM 1696 | | 6.984 | \$ 370,737.16 | .00 | .00 | .0 |
| FM 2550 2480-01-006 CPM 2480-1-6 RESTORATION OF EXISTING ROADWAY | | | | | | |
| WORK ORDER- 00-00-00 WORK BEGAN- 00-00-00 DATE WORK COMPLETED- TIME COMPUTED 00-00-00 CONTRACT WORKING DAYS- 101 ADDL DAYS GRANTED- WORKING DAYS CHARGED- 0 PERCENT TIME USED- 0 | | | | | | |
| GLENN-MADE CONTRACTOR'S, INC. | | | | | | |
| CONTRACT 02973064 | | TOTALS | 685,145.93 | .00 | .00 | 0.0 |
| WALKER MADISON C/L | | 10.588 | \$ 2,810,264.14 | 252,167.56 | 1,967,174.00 | 73.6 |
| IH 45 0675-06-066 IM 45-2(88)123 CONC PAV REPAIR AND ACP OVERLAY | | | | | | |
| WORK ORDER- 05-16-96 WORK BEGAN- 06-18-96 DATE WORK COMPLETED- TIME COMPUTED 06-01-96 CONTRACT WORKING DAYS- 135 ADDL DAYS GRANTED- 10 WORKING DAYS CHARGED- 125 PERCENT TIME USED- 86 | | | | | | |
| SMITH & CO. | | | | | | |
| CONTRACT 04963044 | | TOTALS | 2,810,264.14 | 252,167.56 | 1,967,174.00 | 73.6 |
| WALKER INTERSECTION OF IH 45 WFR & FM 1375 AND | | .339 | \$ 24,962.93 | .00 | 23,740.23 | 99.9 |
| IH 45 0675-07-056 C 675-7-56 INSTL FLASH BEACON WITH SAFETY LIGHTING | | | | | | |
| WORK ORDER- 08-08-96 WORK BEGAN- 10-30-96 DATE WORK COMPLETED- TIME COMPUTED 08-24-96 CONTRACT WORKING DAYS- 43 ADDL DAYS GRANTED- 5 WORKING DAYS CHARGED- 46 PERCENT TIME USED- 96 | | | | | | |
| TEJAS COMMUNICATIONS, INC. | | | | | | |
| CONTRACT 07963071 | | TOTALS | 24,962.93 | .00 | 23,740.23 | 99.9 |
| WALKER AT INTERS ON UNIVERSITY ST, AVE I AND | | .003 | \$ 306,643.98 | 33,964.70 | 94,442.25 | 32.4 |
| SH 30 0109-12-004 C 109-12-4 CLOSED LOOP SIGNAL SYSTEM | | | | | | |
| WORK ORDER- 09-18-96 WORK BEGAN- 01-06-97 DATE WORK COMPLETED- TIME COMPUTED 10-04-96 CONTRACT WORKING DAYS- 72 ADDL DAYS GRANTED- 26 WORKING DAYS CHARGED- 58 PERCENT TIME USED- 59 | | | | | | |
| COMSAT CORPORATION | | | | | | |
| CONTRACT 08963077 | | TOTALS | 306,643.98 | 33,964.70 | 94,442.25 | 32.4 |
| WASHINGTON ON PARK ROAD 12 IN WASHINGTON ON THE | | .300 | \$ 1,149,904.31 | 53,686.21 | 126,717.01 | 11.5 |
| PR 12 0509-01-004 C 509-1-4 BRAZOS STATE PARK REHABILITATE EXISTING ROADWAY | | | | | | |
| WORK ORDER- 12-03-96 WORK BEGAN- 01-02-97 DATE WORK COMPLETED- TIME COMPUTED 12-19-96 CONTRACT WORKING DAYS- 120 ADDL DAYS GRANTED- WORKING DAYS CHARGED- 14 PERCENT TIME USED- 12 | | | | | | |
| YOUNG CONTRACTORS, INC. | | | | | | |
| CONTRACT 10963051 | | TOTALS | 1,149,904.31 | 53,686.21 | 126,717.01 | 11.5 |

| * CONTRACT IDENTIFICATION AND INFORMATION | | | * LENGTH | * CONTRACT AMOUNT | * AMOUNT THIS ESTIMATE | * TOTAL ESTIMATE TO DATE | * % COMP |
|---|---------------------------------|--------|----------|-------------------|------------------------|--------------------------|----------|
| WASHINGTON | AUSTIN CO. LINE | US 290 | 3.106 | \$ 3,772,658.84 | \$ 183,068.93 | 183,068.93 | 5.1 |
| SH 36 | 1.5 MILE SOUTH | | | | | | |
| 0187-01-025 | | | | | | | |
| NH 96(808)M | REHAB & MDN EXISTING RDHY | | | | | | |
| WORK ORDER- 01-02-97 | WORK BEGAN- 02-04-97 | | | | | | |
| DATE WORK COMPLETED- | TIME COMPUTED 01-18-97 | | | | | | |
| CONTRACT WORKING DAYS- | 225 ADDL DAYS GRANTED- | | | | | | |
| WORKING DAYS CHARGED- | 6 PERCENT TIME USED- 3 | | | | | | |
| HUNTER INDUSTRIES, INC. | CONTRACT 11963004 | TOTALS | | 3,772,658.84 | 183,068.93 | 183,068.93 | 5.1 |
| WASHINGTON | COUNTY ROAD 62 | 4.292 | | \$ 495,036.90 | \$ 49,556.22 | 49,556.22 | 10.5 |
| FM 390 | 2.4 KM WEST OF FM 50 | | | | | | |
| 0338-09-020 | | | | | | | |
| CPM 338-9-20 | RESTORATION OF EXISTING ROADWAY | | | | | | |
| WORK ORDER- 01-16-97 | WORK BEGAN- 02-06-97 | | | | | | |
| DATE WORK COMPLETED- | TIME COMPUTED 02-01-97 | | | | | | |
| CONTRACT WORKING DAYS- | 55 ADDL DAYS GRANTED- | | | | | | |
| WORKING DAYS CHARGED- | 4 PERCENT TIME USED- 7 | | | | | | |
| SOUTHERN STATES EQUIPMENT CORPORATION | CONTRACT 12963052 | TOTALS | | 495,036.90 | 49,556.22 | 49,556.22 | 10.5 |
| DISTRICT CONTRACT AMOUNT | | | | | | 58,278,576.56 | |
| DISTRICT ESTIMATES THIS MONTH | | | | | | 1,549,178.56 | |
| DISTRICT TOTAL ESTIMATES PAID TO DATE | | | | | | 36,994,418.15 | |

| * CONTRACT IDENTIFICATION AND INFORMATION | | * LENGTH | * CONTRACT AMOUNT | * AMOUNT THIS ESTIMATE | * TOTAL ESTIMATE TO DATE | * % COMP |
|---|------------------------|----------|-------------------|------------------------|--------------------------|----------|
| COLLIN AT FM 2478 | | .002 | \$ 93,999.90 | \$.00 | 88,976.90 | 100.0 |
| US 380 | | | | | | |
| 0135-02-040 | | | | | | |
| C 135-2-40 INST TRAF SIG | | | | | | |
| WORK ORDER- 00-00-00 | WORK BEGAN- 07-25-96 | | | | | |
| DATE WORK COMPLETED- 02-28-97 | TIME COMPUTED 07-20-96 | | | | | |
| CONTRACT WORKING DAYS- 45 | ADDL DAYS GRANTED- | | | | | |
| WORKING DAYS CHARGED- 36 | PERCENT TIME USED- 80 | | | | | |
| INTEGRATED ROADWAY SERVICES, INC. | | | | | | |
| CONTRACT 02960065 | | TOTALS | 93,999.90 | .00 | 88,976.90 | 100.0 |
| COLLIN ON CR 318 AT SISTER GROVE CREEK | | .097 | \$ 209,691.50 | \$.00 | .00 | .0 |
| CR | | | | | | |
| 0918-24-013 | | | | | | |
| BR 88(360)OX REPL BR & APPRS | | | | | | |
| WORK ORDER- 03-10-97 | WORK BEGAN- 00-00-00 | | | | | |
| DATE WORK COMPLETED- | TIME COMPUTED 03-26-97 | | | | | |
| CONTRACT WORKING DAYS- 81 | ADDL DAYS GRANTED- | | | | | |
| WORKING DAYS CHARGED- 0 | PERCENT TIME USED- 0 | | | | | |
| HODGES AND SON CONSTRUCTION COMPANY, INC. | | | | | | |
| CONTRACT 02973016 | | TOTALS | 209,691.50 | .00 | .00 | 0.0 |
| COLLIN WILSON CREEK SH | | 85.407 | \$ 645,763.25 | \$.00 | .00 | .0 |
| US 75 ETC 121 | | | | | | |
| 0047-06-107 ETC | | | | | | |
| CPM 47-6-107 SEAL COATING AND PAVEMENT MARKINGS | | | | | | |
| WORK ORDER- 00-00-00 | WORK BEGAN- 00-00-00 | | | | | |
| DATE WORK COMPLETED- | TIME COMPUTED 00-00-00 | | | | | |
| CONTRACT WORKING DAYS- 35 | ADDL DAYS GRANTED- | | | | | |
| WORKING DAYS CHARGED- 0 | PERCENT TIME USED- 0 | | | | | |
| JOE SULLIVAN, INC. | | | | | | |
| CONTRACT 02973070 | | TOTALS | 645,763.25 | .00 | .00 | 0.0 |
| COLLIN SH 5 | | 1.543 | \$ 5,750,528.36 | \$ 91,321.19 | 2,888,936.84 | 52.8 |
| FM 2170 ALLEN HEIGHTS DR | | | | | | |
| 2056-01-024 | | | | | | |
| STP 95(133)MM GR, BASE & PAV | | | | | | |
| WORK ORDER- 07-24-95 | WORK BEGAN- 10-31-95 | | | | | |
| DATE WORK COMPLETED- | TIME COMPUTED 10-23-95 | | | | | |
| CONTRACT WORKING DAYS- 364 | ADDL DAYS GRANTED- 8 | | | | | |
| WORKING DAYS CHARGED- 238 | PERCENT TIME USED- 64 | | | | | |
| GLENN THURMAN, INC. | | | | | | |
| CONTRACT 06950081 | | TOTALS | 5,750,528.36 | 91,321.19 | 2,888,936.84 | 52.8 |
| COLLIN AT ALMA DR IN ALLEN | | .001 | \$ 156,368.19 | \$ 6,444.12 | 133,630.88 | 89.9 |
| FM 2170 | | | | | | |
| 2056-01-035 | | | | | | |
| C 2056-1-35 TRAFFIC SIGNAL | | | | | | |
| WORK ORDER- 07-08-96 | WORK BEGAN- 10-15-96 | | | | | |
| DATE WORK COMPLETED- | TIME COMPUTED 10-15-96 | | | | | |
| CONTRACT WORKING DAYS- 45 | ADDL DAYS GRANTED- | | | | | |
| WORKING DAYS CHARGED- 40 | PERCENT TIME USED- 89 | | | | | |
| SHARROCK ELECTRIC, INC. | | | | | | |
| CONTRACT 06963014 | | TOTALS | 156,368.19 | 6,444.12 | 133,630.88 | 89.9 |
| COLLIN 0.1 MI N OF BETHANY RD | | 5.265 | \$ 42,346,047.74 | \$ 614,876.57 | 4,579,568.00 | 11.3 |
| US 75 S OF SH 121 | | | | | | |
| 0047-06-097 | | | | | | |
| NH 96(637)M GR, STRS & SURF | | | | | | |
| WORK ORDER- 08-05-96 | WORK BEGAN- 09-23-96 | | | | | |
| DATE WORK COMPLETED- | TIME COMPUTED 08-21-96 | | | | | |
| CONTRACT WORKING DAYS- 948 | ADDL DAYS GRANTED- | | | | | |
| WORKING DAYS CHARGED- 118 | PERCENT TIME USED- 12 | | | | | |
| H. B. ZACHRY COMPANY | | | | | | |
| CONTRACT 06963043 | | TOTALS | 42,346,047.74 | 614,876.57 | 4,579,568.00 | 11.3 |

| * CONTRACT IDENTIFICATION AND INFORMATION | | *LENGTH | * CONTRACT AMOUNT | * AMOUNT THIS ESTIMATE | * TOTAL ESTIMATE TO DATE | * % COMP |
|---|---|---------|-------------------|------------------------|--------------------------|----------|
| MCCARTHY BROTHERS COMPANY | | | | | | |
| CONTRACT 07930047 | | TOTALS | 48,119,589.65' | 351,107.50' | 42,735,673.72' | 93.5' |
| COLLIN | ALMA RD | 1.069 | \$ 48,119,589.65' | 351,107.50' | 42,735,673.72' | 93.5' |
| SH 190 | K AVE IN PLANO | | | | | |
| 2964-05-007 | | | | | | |
| MANH 93(42)M | GR, STRS, CONC PAV, ACP, SIGN, DEL | | | | | |
| WORK ORDER- 09-01-93 | WORK BEGAN- 10-11-93 | | | | | |
| DATE WORK COMPLETED- | TIME COMPUTED 09-17-93 | | | | | |
| CONTRACT WORKING DAYS- | ADDL DAYS GRANTED- 30 | | | | | |
| WORKING DAYS CHARGED- | PERCENT TIME USED- 87 | | | | | |
| 800 | | | | | | |
| 721 | | | | | | |
| J. D. ABRAMS, INC. | | | | | | |
| APAC-TEXAS, INC. | | | | | | |
| CONTRACT 07940036 | | TOTALS | 8,658,257.43' | .00' | 8,392,076.58' | 98.9' |
| COLLIN | NEAR FM 1461 | 2.943 | \$ 8,658,257.43' | .00' | 8,392,076.58' | 98.9' |
| US 380 | NEAR US 75 | | | | | |
| 0135-02-030 | | | | | | |
| MANH 92(88)M | GR, ASB, CONC PAV, PM, SIGN, ILLUM, STRS | | | | | |
| WORK ORDER- 09-09-94 | WORK BEGAN- 09-26-94 | | | | | |
| DATE WORK COMPLETED- | TIME COMPUTED 09-25-94 | | | | | |
| CONTRACT WORKING DAYS- | ADDL DAYS GRANTED- 2 | | | | | |
| WORKING DAYS CHARGED- | PERCENT TIME USED- 94 | | | | | |
| 447 | | | | | | |
| 423 | | | | | | |
| THE LANE CONSTRUCTION CORPORATION | | | | | | |
| CONTRACT 08940082 | | TOTALS | 12,498,141.03' | 2,588.28' | 12,946,325.22' | 99.9' |
| COLLIN | ON 14TH ST FROM LOS RIOS BLVD | 2.375 | \$ 7,742,187.77' | 411,372.49' | 815,456.57' | 11.0' |
| MH | ECL OF PLANO | | | | | |
| 8026-18-001 | | | | | | |
| STP 96(403)MM | MDN GR STRS & SURF | | | | | |
| WORK ORDER- 10-11-94 | WORK BEGAN- 10-17-94 | | | | | |
| DATE WORK COMPLETED- | TIME COMPUTED 10-27-94 | | | | | |
| CONTRACT WORKING DAYS- | ADDL DAYS GRANTED- 2 | | | | | |
| WORKING DAYS CHARGED- | PERCENT TIME USED- 83 | | | | | |
| 451 | | | | | | |
| 376 | | | | | | |
| H. B. ZACHRY COMPANY | | | | | | |
| CONTRACT 08963003 | | TOTALS | 7,742,187.77' | 411,372.49' | 815,456.57' | 11.0' |
| COLLIN | IN ALLEN ON EXCHANGE PKWY FROM US 75 | 1.038 | \$ 3,749,367.26' | 164,156.33' | 692,640.45' | 19.4' |
| CS | SH 5 | | | | | |
| 0918-24-039 | | | | | | |
| STP 94(138)MM | GRADING, STRUCTURES, BASE AND PAVING | | | | | |
| WORK ORDER- 10-01-96 | WORK BEGAN- 10-18-96 | | | | | |
| DATE WORK COMPLETED- | TIME COMPUTED 10-17-96 | | | | | |
| CONTRACT WORKING DAYS- | ADDL DAYS GRANTED- | | | | | |
| WORKING DAYS CHARGED- | PERCENT TIME USED- 32 | | | | | |
| 390 | | | | | | |
| 33 | | | | | | |
| ED BELL CONSTRUCTION COMPANY | | | | | | |
| CONTRACT 08963065 | | TOTALS | 3,749,367.26' | 164,156.33' | 692,640.45' | 19.4' |
| COLLIN | INTERSECTIONS OF SKYLINE, COMMUNITY, WISTERIA AND US 75 IN MCKINNEY | .001 | \$ 253,000.00' | 50,859.20' | 50,859.20' | 21.1' |
| US 380 | | | | | | |
| 0135-02-041 | | | | | | |
| CD 135-2-41 | TRAFFIC SIGNALS | | | | | |
| WORK ORDER- 09-17-96 | WORK BEGAN- 02-05-97 | | | | | |
| DATE WORK COMPLETED- | TIME COMPUTED 01-15-97 | | | | | |
| CONTRACT WORKING DAYS- | ADDL DAYS GRANTED- | | | | | |
| WORKING DAYS CHARGED- | PERCENT TIME USED- 18 | | | | | |
| 105 | | | | | | |
| 19 | | | | | | |
| DURABLE SPECIALTIES, INC. | | | | | | |
| CONTRACT 08963076 | | TOTALS | 253,000.00' | 50,859.20' | 50,859.20' | 21.1' |

| * CONTRACT IDENTIFICATION AND INFORMATION | | * LENGTH | * CONTRACT AMOUNT | * AMOUNT THIS ESTIMATE | * TOTAL ESTIMATE TO DATE | * % COMP |
|---|------------------------------------|----------|-------------------|------------------------|--------------------------|----------|
| L.M. BENAVIDEZ CONSTRUCTION, INC. | | | | | | |
| CONTRACT 08963078 | | TOTALS | 348,053.54' | 48,621.00' | 101,856.84' | 30.8' |
| COLLIN | MILSON CRK BR | 18.000 | \$ 348,053.54' | 48,621.00' | 101,856.84' | 30.8' |
| US 75 | GRAYSON CO LINE | | | | | |
| 0047-14-044 | | | | | | |
| C 47-14-44 | GUIDE SIGN REFURBISHING | | | | | |
| WORK ORDER- 09-13-96 | WORK BEGAN- 01-31-97 | | | | | |
| DATE WORK COMPLETED- | TIME COMPUTED 01-11-97 | | | | | |
| CONTRACT WORKING DAYS- | 90 ADDL DAYS GRANTED- | | | | | |
| WORKING DAYS CHARGED- | 19 PERCENT TIME USED- 21 | | | | | |
| DUININCK BROS, INC. | | | | | | |
| CONTRACT 09963003 | | TOTALS | 5,916,959.98' | 317,178.40' | 826,362.15' | 14.7' |
| COLLIN | DENTON C/L | 2.282 | \$ 5,916,959.98' | 317,178.40' | 826,362.15' | 14.7' |
| US 380 | SH 289 | | | | | |
| 0135-11-012 | | | | | | |
| NH 96(490)M | GR STRS & SURF | | | | | |
| WORK ORDER- 10-04-96 | WORK BEGAN- 10-22-96 | | | | | |
| DATE WORK COMPLETED- | TIME COMPUTED 10-20-96 | | | | | |
| CONTRACT WORKING DAYS- | 265 ADDL DAYS GRANTED- | | | | | |
| WORKING DAYS CHARGED- | 31 PERCENT TIME USED- 12 | | | | | |
| SITE CONCRETE, INC. | | | | | | |
| CONTRACT 10963006 | | TOTALS | 4,417,661.82' | 99,849.54' | 134,402.75' | 3.2' |
| COLLIN | DALLAS C/L | 1.414 | \$ 4,417,661.82' | 99,849.54' | 134,402.75' | 3.2' |
| SH 78 | NORTH CITY LIMITS OF SACHSE | | | | | |
| 0281-02-035 | | | | | | |
| STP 97(7)MM | GR STRS & SURF ADDL LANES | | | | | |
| WORK ORDER- 12-04-96 | WORK BEGAN- 01-22-97 | | | | | |
| DATE WORK COMPLETED- | TIME COMPUTED 12-20-96 | | | | | |
| CONTRACT WORKING DAYS- | 180 ADDL DAYS GRANTED- | | | | | |
| WORKING DAYS CHARGED- | 3 PERCENT TIME USED- 2 | | | | | |
| H. B. ZACHRY COMPANY | | | | | | |
| CONTRACT 12963030 | | TOTALS | 3,652,637.78' | .00' | .00' | 0.0' |
| COLLIN | SH 78 | 2.944 | \$ 3,652,637.78' | .00' | .00' | .0' |
| SH 205 | ROCKMALL COUNTY LINE | | | | | |
| 0451-03-010 | | | | | | |
| STP 96(787)R | RECONST & WDN, GR, STRS, BASE | | | | | |
| WORK ORDER- 01-23-97 | WORK BEGAN- 00-00-00 | | | | | |
| DATE WORK COMPLETED- | TIME COMPUTED 02-08-97 | | | | | |
| CONTRACT WORKING DAYS- | 271 ADDL DAYS GRANTED- | | | | | |
| WORKING DAYS CHARGED- | 0 PERCENT TIME USED- 0 | | | | | |
| H. B. ZACHRY COMPANY | | | | | | |
| CONTRACT 01950065 | | TOTALS | 2,131,831.73' | .00' | 1,919,624.71' | 94.8' |
| DALLAS | IN DALLAS, W OF DENLEY DR, SOUTH | .189 | \$ 2,131,831.73' | .00' | 1,919,624.71' | 94.8' |
| LP 12 | W OF DUPONT RD | | | | | |
| 0581-01-095 | | | | | | |
| CC 581-1-95 | INTERSECTION IMPROVEMENTS FOR DART | | | | | |
| WORK ORDER- 04-14-95 | WORK BEGAN- 07-24-95 | | | | | |
| DATE WORK COMPLETED- | TIME COMPUTED 04-30-95 | | | | | |
| CONTRACT WORKING DAYS- | 168 ADDL DAYS GRANTED- 35 | | | | | |
| WORKING DAYS CHARGED- | 255 PERCENT TIME USED- 126 | | | | | |
| RAMEX CONSTRUCTION CO., INC. | | | | | | |
| CONTRACT 01973010 | | TOTALS | 4,097,951.38' | .00' | .00' | 0.0' |
| DALLAS | BONNIE VIEW LN | .955 | \$ 4,097,951.38' | .00' | .00' | .0' |
| LP 12 | W OF IH 45 | | | | | |
| 0581-01-068 | | | | | | |
| C 581-1-68 | GR STRS & SURF | | | | | |
| WORK ORDER- 02-27-97 | WORK BEGAN- 00-00-00 | | | | | |
| DATE WORK COMPLETED- | TIME COMPUTED 03-15-97 | | | | | |
| CONTRACT WORKING DAYS- | 317 ADDL DAYS GRANTED- | | | | | |
| WORKING DAYS CHARGED- | 0 PERCENT TIME USED- 0 | | | | | |

* NO CURRENT ESTIMATE PROCESSED AT THE *
* TIME OF THIS RUN *

| * CONTRACT IDENTIFICATION AND INFORMATION | | * LENGTH | * CONTRACT AMOUNT | * AMOUNT THIS ESTIMATE | * TOTAL ESTIMATE TO DATE | * % COMP |
|---|--|---|---|------------------------|--------------------------|----------|
| DALLAS US 75 0047-07-177 CL 47-7-177 | WALNUT HILL LANE N CITY LIMIT OF DALLAS LANDSCAPE ESTABLISHMENT | 7.132 | \$ 151,207.00 | \$.00 | .00 | .0 |
| WORK ORDER- 02-13-97 DATE WORK COMPLETED- CONTRACT WORKING DAYS- WORKING DAYS CHARGED- | 500 | WORK BEGAN- 00-00-00 TIME COMPUTED 03-01-97 ADDL DAYS GRANTED- PERCENT TIME USED- 0 | * NO CURRENT ESTIMATE PROCESSED AT THE TIME OF THIS RUN * | | | |
| MARCOM'S MOWING SERVICE | | TOTALS | 151,207.00 | .00 | .00 | 0.0 |
| DALLAS US 75 0047-07-123 C 47-7-123 | SOUTHWESTERN BLVD WALNUT HILL LANE GR, STRS, CONC PAV, SIGN, PAV MRK, ILLUM | 1.867 | \$ 13,989,151.86 | \$ 1,074,038.48 | \$ 75,803,632.16 | 70.0 |
| WORK ORDER- 04-12-94 DATE WORK COMPLETED- CONTRACT WORKING DAYS- WORKING DAYS CHARGED- | 1,614 844 | WORK BEGAN- 05-17-94 TIME COMPUTED 04-28-94 ADDL DAYS GRANTED- PERCENT TIME USED- 52 | | | | |
| H. B. ZACHRY COMPANY | | TOTALS | 13,989,151.86 | 1,074,038.48 | 75,803,632.16 | 70.0 |
| DALLAS US 75 0047-07-122 C 47-7-122 | SP 366 NORTH OF MONTICELLO AVENUE GR, STRS, SURF, ILLUM, SIGS & LANDSCAPE | 2.398 | \$ 8,160,696.71 | \$ 906,109.90 | \$ 53,600,967.02 | 52.1 |
| WORK ORDER- 04-13-95 DATE WORK COMPLETED- CONTRACT WORKING DAYS- WORKING DAYS CHARGED- | 1,674 543 | WORK BEGAN- 04-25-95 TIME COMPUTED 04-29-95 ADDL DAYS GRANTED- PERCENT TIME USED- 32 | | | | |
| GRANITE CONSTRUCTION COMPANY | | TOTALS | 8,160,696.71 | 906,109.90 | 53,600,967.02 | 52.1 |
| DALLAS CS 0918-45-256 CM 95(95) | INTERSECTION OF GALLOWAY WITH TOWN EAST BOULEVARD IN MESQUITE TRAFFIC SIGNAL UPGRADE | .002 | \$ 107,750.00 | \$ 6,149.16 | \$ 100,854.85 | 98.5 |
| WORK ORDER- 00-00-00 DATE WORK COMPLETED- CONTRACT WORKING DAYS- WORKING DAYS CHARGED- | 60 47 | WORK BEGAN- 08-01-96 TIME COMPUTED 07-20-96 ADDL DAYS GRANTED- PERCENT TIME USED- 78 | | | | |
| DURABLE SPECIALTIES, INC. | | TOTALS | 107,750.00 | 6,149.16 | 100,854.85 | 98.5 |
| DALLAS SH 183 0094-03-072 STP 97(261)MM | SP 482 DALLAS/TARRANT COUNTY LINE IDRS | 14.923 | \$ 2,642,984.49 | \$.00 | \$.00 | .0 |
| WORK ORDER- 00-00-00 DATE WORK COMPLETED- CONTRACT WORKING DAYS- WORKING DAYS CHARGED- | 200 0 | WORK BEGAN- 00-00-00 TIME COMPUTED 00-00-00 ADDL DAYS GRANTED- PERCENT TIME USED- 0 | * NO CURRENT ESTIMATE PROCESSED AT THE TIME OF THIS RUN * | | | |
| MICA CORPORATION | | TOTALS | 2,642,984.49 | .00 | .00 | 0.0 |
| DALLAS MH 8079-18-006 C 8079-18-6 | VALLEY VIEW LANE MACARTHUR BOULEVARD WIDENING OF A NON-FREWAY FACILITY | .571 | \$ 2,622,611.20 | \$.00 | \$.00 | .0 |
| WORK ORDER- 00-00-00 DATE WORK COMPLETED- CONTRACT WORKING DAYS- WORKING DAYS CHARGED- | 131 0 | WORK BEGAN- 00-00-00 TIME COMPUTED 00-00-00 ADDL DAYS GRANTED- PERCENT TIME USED- 0 | * NO CURRENT ESTIMATE PROCESSED AT THE TIME OF THIS RUN * | | | |
| ARCHER-WESTERN CONTRACTORS, LTD. | | TOTALS | 2,622,611.20 | .00 | .00 | 0.0 |

| * CONTRACT IDENTIFICATION AND INFORMATION | | * LENGTH | * CONTRACT AMOUNT | * AMOUNT THIS ESTIMATE | * TOTAL ESTIMATE TO DATE | * % COMP |
|--|-------------------------|----------|-------------------|------------------------|--------------------------|----------|
| DALLAS US 80 SH 352 S OF T&P RR 0430-01-037 STP 97(93)R RECONST GR STRS & SURF | | 1.869 | \$ 3,841,306.36 | .00 | .00 | .0 |
| WORK ORDER- 03-10-97 | WORK BEGAN- 00-00-00 | | | | | |
| DATE WORK COMPLETED- | TIME COMPUTED 03-26-97 | | | | | |
| CONTRACT WORKING DAYS- 360 | ADDL DAYS GRANTED- | | | | | |
| WORKING DAYS CHARGED- 0 | PERCENT TIME USED- 0 | | | | | |
| INTERSTATE CONTRACTING CORPORATION | | TOTALS | 3,841,306.36 | .00 | .00 | 0.0 |
| * NO CURRENT ESTIMATE PROCESSED AT THE TIME OF THIS RUN | | | | | | |
| DALLAS SH 352 US 80 KAUFMAN COUNTY LINE 0095-02-079 CPM 95-2-79 HOT MIX ASPHALTIC CONCRETE PAVEMENT | | 4.115 | \$ 273,878.94 | .00 | .00 | .0 |
| WORK ORDER- 00-00-00 | WORK BEGAN- 00-00-00 | | | | | |
| DATE WORK COMPLETED- | TIME COMPUTED 00-00-00 | | | | | |
| CONTRACT WORKING DAYS- 30 | ADDL DAYS GRANTED- | | | | | |
| WORKING DAYS CHARGED- 0 | PERCENT TIME USED- 0 | | | | | |
| APAC-TEXAS, INC. | | TOTALS | 273,878.94 | .00 | .00 | 0.0 |
| * NO CURRENT ESTIMATE PROCESSED AT THE TIME OF THIS RUN | | | | | | |
| DALLAS 3 INTERSECTIONS IN DALLAS DISTRICT | | .001 | \$ 117,823.00 | .00 | 21,024.15 | 18.7 |
| VA 0918-00-040 | TRAFFIC SIGNALS | | | | | |
| C 918-00-40 | | | | | | |
| WORK ORDER- 04-26-96 | WORK BEGAN- 07-26-96 | | | | | |
| DATE WORK COMPLETED- | TIME COMPUTED 05-26-96 | | | | | |
| CONTRACT WORKING DAYS- 60 | ADDL DAYS GRANTED- | | | | | |
| WORKING DAYS CHARGED- 42 | PERCENT TIME USED- 70 | | | | | |
| COMSAT CORPORATION | | TOTALS | 117,823.00 | .00 | 21,024.15 | 18.7 |
| DALLAS VARIOUS IN DALLAS COUNTY | | .001 | \$ 226,015.20 | 2,256.25 | 105,004.54 | 48.9 |
| VA 0918-45-294 | LANDSCAPE EST | | | | | |
| CL 918-45-294 | | | | | | |
| WORK ORDER- 04-10-96 | WORK BEGAN- 04-29-96 | | | | | |
| DATE WORK COMPLETED- | TIME COMPUTED 04-26-96 | | | | | |
| CONTRACT WORKING DAYS- 460 | ADDL DAYS GRANTED- | | | | | |
| WORKING DAYS CHARGED- 143 | PERCENT TIME USED- 31 | | | | | |
| TERRY JONES SERVICES, INC. | | TOTALS | 226,015.20 | 2,256.25 | 105,004.54 | 48.9 |
| DALLAS IN DALLAS ON GREENVILLE AVENUE AT CARUTH HAVEN | | .160 | \$ 704,047.25 | 7,595.12 | 637,855.35 | 95.3 |
| CS 0918-45-187 | GR, BASE AND PAV | | | | | |
| CC 918-45-187 | | | | | | |
| WORK ORDER- 06-13-96 | WORK BEGAN- 07-01-96 | | | | | |
| DATE WORK COMPLETED- | TIME COMPUTED 06-29-96 | | | | | |
| CONTRACT WORKING DAYS- 121 | ADDL DAYS GRANTED- | | | | | |
| WORKING DAYS CHARGED- 114 | PERCENT TIME USED- 94 | | | | | |
| ROADWAY CONSTRUCTION, INC. | | TOTALS | 704,047.25 | 7,595.12 | 637,855.35 | 95.3 |
| DALLAS IH 30 EASTBOUND DALLAS NORTH TOLLWAY | | 1.490 | \$ 130,148.94 | 65,082.44 | 124,794.12 | 99.9 |
| IM 35E-6(323)428 | BOTTLENECK IMPROVEMENTS | | | | | |
| WORK ORDER- 06-24-96 | WORK BEGAN- 12-12-96 | | | | | |
| DATE WORK COMPLETED- | TIME COMPUTED 07-10-96 | | | | | |
| CONTRACT WORKING DAYS- 18 | ADDL DAYS GRANTED- 3 | | | | | |
| WORKING DAYS CHARGED- 10 | PERCENT TIME USED- 48 | | | | | |
| APAC-TEXAS, INC. | | TOTALS | 130,148.94 | 65,082.44 | 124,794.12 | 99.9 |

| * CONTRACT IDENTIFICATION AND INFORMATION | | * LENGTH | * CONTRACT AMOUNT | * AMOUNT THIS ESTIMATE | * TOTAL ESTIMATE TO DATE | * % COMP |
|--|--|----------|-------------------|------------------------|--------------------------|----------|
| DALLAS IH 635 2374-01-086 CM 95(23)I | IH 35E US 75 GR, STRS, ACP, SIGN & PAY MARK | 7.973 | \$ 13,538,592.43 | \$ 638,087.56 | \$ 11,797,669.15 | 91.7 |
| DALLAS IH 635 2374-01-092 IM 635-6(319)451 | US 75 SKILLMAN GR, STRS, ACP, SIGN & PAY MARK | 3.087 | \$ 2,102,868.45 | \$ 129,500.62 | \$ 1,932,893.86 | 96.7 |
| DALLAS IH 635 2374-01-094 STP 95(242)MM | IH 35E US 75 INCIDENT MANAGEMENT | 7.973 | \$ 356,830.80 | \$ 11,353.15 | \$ 298,879.44 | 88.1 |
| DALLAS IH 635 2374-01-096 CPM 2374-1-96 | IH 35E SKILLMAN STREET FULL DEPTH REP OF CONC PAY | 11.060 | \$ 285,363.19 | \$ 31,397.67 | \$ 87,473.04 | 34.8 |
| WORK ORDER- 07-31-95 WORK BEGAN- 08-08-95 DATE WORK COMPLETED- TIME COMPUTED 08-11-95 CONTRACT WORKING DAYS- 520 ADDL DAYS GRANTED- 5 WORKING DAYS CHARGED- 527 PERCENT TIME USED- 100 | | | | | | |
| BROWN & ROOT, INC. | | | | | | |
| CONTRACT 06950038 | | TOTALS | 16,283,654.87 | 810,339.00 | 14,116,915.49 | 91.3 |
| DALLAS SH 78 0281-03-038 STP 96(593)MM | INTS OF 5TH ST & MURPHY RD TRAFFIC SIGNAL UPGRADE | .001 | \$ 107,500.00 | \$ 7,505.38 | \$ 97,155.36 | 95.1 |
| WORK ORDER- 07-16-96 WORK BEGAN- 11-07-96 DATE WORK COMPLETED- TIME COMPUTED 11-13-96 CONTRACT WORKING DAYS- 45 ADDL DAYS GRANTED- 5 WORKING DAYS CHARGED- 31 PERCENT TIME USED- 69 | | | | | | |
| DURABLE SPECIALTIES, INC. | | | | | | |
| CONTRACT 06963011 | | TOTALS | 107,500.00 | 7,505.38 | 97,155.36 | 95.1 |
| DALLAS CS 0918-45-126 BR 88(365)OX | IN DESOTO ON CHATTEY ROAD AT HEATH CREEK REPLACE BRIDGE AND APPROACHES | .072 | \$ 331,718.54 | \$ 13,206.05 | \$ 304,264.84 | 98.2 |
| WORK ORDER- 07-31-96 WORK BEGAN- 08-16-96 DATE WORK COMPLETED- TIME COMPUTED 08-16-96 CONTRACT WORKING DAYS- 49 ADDL DAYS GRANTED- 3 WORKING DAYS CHARGED- 61 PERCENT TIME USED- 117 | | | | | | |
| ASHLAR CONTRACTING COMPANY | | | | | | |
| CONTRACT 06963024 | | TOTALS | 331,718.54 | 13,206.05 | 304,264.84 | 98.2 |
| DALLAS FM 1382 1047-03-047 STP 96(595)MM | US 67 CEDAR HILL CITY LIMITS TRAFFIC SIGNAL UPGRADE | .004 | \$ 217,228.03 | \$ 25,450.67 | \$ 160,235.47 | 77.6 |
| WORK ORDER- 00-00-00 WORK BEGAN- 11-11-96 DATE WORK COMPLETED- TIME COMPUTED 11-06-96 CONTRACT WORKING DAYS- 90 ADDL DAYS GRANTED- 5 WORKING DAYS CHARGED- 50 PERCENT TIME USED- 56 | | | | | | |
| INTEGRATED ROADWAY SERVICES, INC. | | | | | | |
| CONTRACT 06963053 | | TOTALS | 217,228.03 | 25,450.67 | 160,235.47 | 77.6 |
| DALLAS CR 0918-45-093 BR 18(17)D | ON LAMSON RD AT N MESQUITE CR, 0.3 MI NE OF CARTHRIGHT RD REPLACE BR & APPRS | .151 | \$ 364,825.93 | \$ 2,281.39 | \$ 344,049.78 | 96.2 |
| WORK ORDER- 07-19-96 WORK BEGAN- 08-06-96 DATE WORK COMPLETED- TIME COMPUTED 08-04-96 CONTRACT WORKING DAYS- 82 ADDL DAYS GRANTED- 5 WORKING DAYS CHARGED- 80 PERCENT TIME USED- 98 | | | | | | |
| AUSTIN BRIDGE & ROAD, INC. | | | | | | |
| CONTRACT 06963065 | | TOTALS | 364,825.93 | 2,281.39 | 344,049.78 | 96.2 |

| * CONTRACT IDENTIFICATION AND INFORMATION | | *LENGTH | * CONTRACT AMOUNT | * AMOUNT THIS ESTIMATE | * TOTAL ESTIMATE TO DATE | * % COMP |
|--|------------------------|---------|-------------------|------------------------|--------------------------|----------|
| DALLAS WALNUT HILL LN SH 161 MACARTHUR BLVD 2964-01-023 NH 96(379) MISCELLANEOUS | | 3.111 | \$ 706,978.10 | \$ 18,705.64 | \$ 244,442.92 | 36.3 |
| WORK ORDER- 07-08-96 | WORK BEGAN- 11-14-96 | | | | | |
| DATE WORK COMPLETED- | TIME COMPUTED 07-24-96 | | | | | |
| CONTRACT WORKING DAYS- | ADDL DAYS GRANTED- | 184 | | | | |
| WORKING DAYS CHARGED- | PERCENT TIME USED- | 85 | | | | 46 |
| AUSTIN BRIDGE & ROAD, INC. | | | | | | |
| CONTRACT 06963066 | | TOTALS | 706,978.10 | 18,705.64 | 244,442.92 | 36.3 |
| DALLAS NORTH OF MONTICELLO AVE US 75 SOUTH OF SOUTHWESTERN BLVD 0047-07-120 C 47-7-120 GR, STRS, CONC PAV, SIGN, ILLUM, PAV MRK | | 2.011 | \$ 5,538,994.30 | \$ 1,022,330.51 | \$ 79,470,125.82 | 79.2 |
| WORK ORDER- 09-20-93 | WORK BEGAN- 09-21-93 | | | | | |
| DATE WORK COMPLETED- | TIME COMPUTED 10-06-93 | | | | | |
| CONTRACT WORKING DAYS- | ADDL DAYS GRANTED- | 1,716 | | | | |
| WORKING DAYS CHARGED- | PERCENT TIME USED- | 1,023 | | | | 60 |
| GRANITE CONSTRUCTION COMPANY | | | | | | |
| CONTRACT 07930003 | | TOTALS | 105,538,994.30 | 1,022,330.51 | 79,470,125.82 | 79.2 |
| DALLAS 0.24 MI W OF BOBTOWN RD IH 30 0.27 MI E OF CHAHA RD 0009-11-139 IM 30-1(34)060 RECONST & MDN GR, STRS & SURF | | 2.333 | \$ 31,942,358.83 | \$ 596,266.58 | \$ 14,989,444.60 | 49.3 |
| WORK ORDER- 08-29-95 | WORK BEGAN- 09-26-95 | | | | | |
| DATE WORK COMPLETED- | TIME COMPUTED 09-14-95 | | | | | |
| CONTRACT WORKING DAYS- | ADDL DAYS GRANTED- | 671 | | | | |
| WORKING DAYS CHARGED- | PERCENT TIME USED- | 313 | | | | 44 |
| BROWN & ROOT, INC. | | | | | | |
| CONTRACT 07950002 | | TOTALS | 31,942,358.83 | 596,266.58 | 14,989,444.60 | 49.3 |
| DALLAS 0.28 MI W OF BELTLINE RD IH 30 0.24 MI W OF BOBTOWN RD 0009-11-167 NH 96(766)IM RECONST & MDN GR, STRS & SURF | | 1.700 | \$ 19,650,184.83 | \$ 636,185.03 | \$ 3,491,480.66 | 18.7 |
| WORK ORDER- 09-18-96 | WORK BEGAN- 10-04-96 | | | | | |
| DATE WORK COMPLETED- | TIME COMPUTED 10-04-96 | | | | | |
| CONTRACT WORKING DAYS- | ADDL DAYS GRANTED- | 510 | | | | |
| WORKING DAYS CHARGED- | PERCENT TIME USED- | 66 | | | | 13 |
| GRANITE CONSTRUCTION COMPANY | | | | | | |
| CONTRACT 07963002 | | TOTALS | 19,650,184.83 | 636,185.03 | 3,491,480.66 | 18.7 |
| DALLAS SPUR 366 US 75 MIDPARK RD 0047-07-150 C 47-7-150 REAL-TIME CCTV | | 10.000 | \$ 202,800.08 | \$ 19,303.69 | \$ 103,784.11 | 53.8 |
| DALLAS SPUR 366 US 75 MIDPARK RD 0047-07-156 STP 96(779)MM REAL-TIME CCTV | | 10.000 | \$ 82,892.00 | \$ 31,185.65 | \$ 31,185.65 | 39.6 |
| WORK ORDER- 08-20-96 | WORK BEGAN- 11-18-96 | | | | | |
| DATE WORK COMPLETED- | TIME COMPUTED 11-18-96 | | | | | |
| CONTRACT WORKING DAYS- | ADDL DAYS GRANTED- | 60 | | | | |
| WORKING DAYS CHARGED- | PERCENT TIME USED- | 52 | | | | 87 |
| MICA CORPORATION | | | | | | |
| CONTRACT 07963011 | | TOTALS | 285,692.08 | 50,489.34 | 134,969.76 | 49.7 |
| DALLAS GC & SF RR OVERPASS IH 635 IH 20 2374-02-086 C 2374-2-86 PAV MRKS | | 13.376 | \$ 359,839.32 | \$.00 | \$ 152,213.80 | 44.5 |

| * CONTRACT IDENTIFICATION AND INFORMATION | | * LENGTH | * CONTRACT AMOUNT | * AMOUNT THIS ESTIMATE | * TOTAL ESTIMATE TO DATE | * % COMP |
|---|-----|------------------------|-------------------|------------------------|--------------------------|----------|
| DALLAS 0.5 MI W OF IH 35E | | 12.852 | \$ 108,317.37 | \$.00 | 76,918.93 | 77.8 |
| IH 20 IH 635 | | | | | | |
| 2374-03-046 | | | | | | |
| C 2374-3-46 PAV MRKS | | | | | | |
| WORK ORDER- 09-04-96 | | WORK BEGAN- 09-23-96 | | | | |
| DATE WORK COMPLETED- | | TIME COMPUTED 09-20-96 | | | | |
| CONTRACT WORKING DAYS- | 38 | ADDL DAYS GRANTED- | | | | |
| WORKING DAYS CHARGED- | 27 | PERCENT TIME USED- 71 | | | | |
| A.S.C. PAVEMENT MARKINGS, INC. | | | | | | |
| CONTRACT 07963016 | | TOTALS | 468,156.69 | .00 | 229,132.73 | 52.2 |
| DALLAS MAIN STREET | | .280 | \$ 867,499.50 | 3,859.13 | 536,037.97 | 65.0 |
| BS 66-D SH 66 | | | | | | |
| 0009-21-009 | | | | | | |
| CD 9-21-9 GRADING, STORM SEWER AND CONCRETE PAV'T | | | | | | |
| WORK ORDER- 00-00-00 | | WORK BEGAN- 09-23-96 | | | | |
| DATE WORK COMPLETED- | | TIME COMPUTED 09-05-96 | | | | |
| CONTRACT WORKING DAYS- | 120 | ADDL DAYS GRANTED- | | | | |
| WORKING DAYS CHARGED- | 81 | PERCENT TIME USED- 68 | | | | |
| ROADWAY CONSTRUCTION, INC. | | | | | | |
| CONTRACT 07963042 | | TOTALS | 867,499.50 | 3,859.13 | 536,037.97 | 65.0 |
| DALLAS DENTON CO LINE, EAST | | 1.600 | \$ 14,581,681.91 | 832,168.48 | 3,467,348.09 | 25.0 |
| SH 121 DENTON TAP RD (FRTG RDS) | | | | | | |
| 3547-02-003 | | | | | | |
| C 3547-2-3 NEW LOCATION FREEWAY FACILITY | | | | | | |
| WORK ORDER- 09-04-96 | | WORK BEGAN- 10-07-96 | | | | |
| DATE WORK COMPLETED- | | TIME COMPUTED 09-20-96 | | | | |
| CONTRACT WORKING DAYS- | 400 | ADDL DAYS GRANTED- | | | | |
| WORKING DAYS CHARGED- | 20 | PERCENT TIME USED- 5 | | | | |
| J. D. ABRAMS, INC. | | | | | | |
| CONTRACT 07963055 | | TOTALS | 14,581,681.91 | 832,168.48 | 3,467,348.09 | 25.0 |
| DALLAS AT UNION PACIFIC RAILROAD CR | | .301 | \$ 3,810,970.45 | 113,063.02 | 3,128,261.40 | 86.4 |
| LP 12 (DOT 794 841H) | | | | | | |
| 0581-01-086 | | | | | | |
| MAU-STPG95(323)RGS GR SEPR | | | | | | |
| WORK ORDER- 10-06-95 | | WORK BEGAN- 02-08-96 | | | | |
| DATE WORK COMPLETED- | | TIME COMPUTED 10-22-95 | | | | |
| CONTRACT WORKING DAYS- | 360 | ADDL DAYS GRANTED- | | | | |
| WORKING DAYS CHARGED- | 211 | PERCENT TIME USED- 59 | | | | |
| AUSTIN BRIDGE & ROAD, INC. | | | | | | |
| CONTRACT 08950055 | | TOTALS | 3,810,970.45 | 113,063.02 | 3,128,261.40 | 86.4 |
| DALLAS 16 OFF-SYSTEM LOCATIONS | | .002 | \$ 698,500.00 | 59,880.40 | 59,880.40 | 9.0 |
| VA IN THE CITY OF DALLAS | | | | | | |
| 0918-45-296 | | | | | | |
| CM 96(588) TRAFFIC SIGNAL UPGRADES | | | | | | |
| WORK ORDER- 10-03-96 | | WORK BEGAN- 02-28-97 | | | | |
| DATE WORK COMPLETED- | | TIME COMPUTED 01-01-97 | | | | |
| CONTRACT WORKING DAYS- | 350 | ADDL DAYS GRANTED- | | | | |
| WORKING DAYS CHARGED- | 16 | PERCENT TIME USED- 5 | | | | |
| DURABLE SPECIALTIES, INC. | | | | | | |
| CONTRACT 08963015 | | TOTALS | 698,500.00 | 59,880.40 | 59,880.40 | 9.0 |
| DALLAS AT BN RR, WEST OF KELLY RD | | 1.048 | \$ 8,126,197.46 | 181,842.16 | 2,533,106.66 | 32.8 |
| SH 190 | | | | | | |
| 2964-03-004 | | | | | | |
| UBF NH 96(777) DRAINAGE SYSTEM | | | | | | |
| WORK ORDER- 09-13-96 | | WORK BEGAN- 09-30-96 | | | | |
| DATE WORK COMPLETED- | | TIME COMPUTED 09-29-96 | | | | |
| CONTRACT WORKING DAYS- | 270 | ADDL DAYS GRANTED- | | | | |
| WORKING DAYS CHARGED- | 67 | PERCENT TIME USED- 25 | | | | |
| IOWA BRIDGE & CULVERT, INC. | | | | | | |
| CONTRACT 08963060 | | TOTALS | 8,126,197.46 | 181,842.16 | 2,533,106.66 | 32.8 |

| * CONTRACT IDENTIFICATION AND INFORMATION | | * LENGTH | * CONTRACT AMOUNT | * AMOUNT THIS ESTIMATE | * TOTAL ESTIMATE TO DATE | * % COMP |
|--|------------------------|------------------------|-------------------|------------------------|--------------------------|----------|
| DALLAS INTERCHANGES OF IH 20 WITH IH 35 E AND US 175 | | .002 | \$ 438,679.00 | \$ 188,149.85 | 188,149.85 | 45.1 |
| 2374-03-042 UBF IM 20-5(116)467 ILLUMINATION REFURBISHING | | | | | | |
| WORK ORDER- 09-16-96 | WORK BEGAN- 02-10-97 | | | | | |
| DATE WORK COMPLETED- | TIME COMPUTED 01-14-97 | | | | | |
| CONTRACT WORKING DAYS- 140 | ADDL DAYS GRANTED- | | | | | |
| WORKING DAYS CHARGED- 14 | PERCENT TIME USED- 10 | | | | | |
| MICA CORPORATION | | | | | | |
| CONTRACT 08963073 | | TOTALS | 438,679.00 | 188,149.85 | 188,149.85 | 45.1 |
| DALLAS SP 310 | | 2.735 | \$ 1,199,678.11 | .00 | .00 | .0 |
| US 175 GRAND AVE | | | | | | |
| 0092-01-046 CSR 92-1-46 PLANNING , ASPH CON AND STRIPING | | | | | | |
| WORK ORDER- 09-17-96 | | WORK BEGAN- 00-00-00 | | | | |
| DATE WORK COMPLETED- | | TIME COMPUTED 00-00-00 | | | | |
| CONTRACT WORKING DAYS- 45 | | ADDL DAYS GRANTED- | | | | |
| WORKING DAYS CHARGED- 0 | | PERCENT TIME USED- 0 | | | | |
| APAC-TEXAS, INC. | | | | | | |
| CONTRACT 08963098 | | TOTALS | 1,199,678.11 | .00 | .00 | 0.0 |
| DALLAS EAST OF IH 45 | | .001 | \$ 937,950.00 | 190,264.10 | 615,207.65 | 69.0 |
| IH 30 HASKELL AVENUE (FAIR PARK BRIDGE) | | | | | | |
| 0009-11-158 BH 96(878) CLEAN AND PAINT EXISTING STEEL | | | | | | |
| WORK ORDER- 10-08-96 | | WORK BEGAN- 11-04-96 | | | | |
| DATE WORK COMPLETED- | | TIME COMPUTED 10-24-96 | | | | |
| CONTRACT WORKING DAYS- 94 | | ADDL DAYS GRANTED- | | | | |
| WORKING DAYS CHARGED- 72 | | PERCENT TIME USED- 77 | | | | |
| TEXAS BRIDGE, INC. | | | | | | |
| CONTRACT 09963043 | | TOTALS | 937,950.00 | 190,264.10 | 615,207.65 | 69.0 |
| DALLAS COUNTRY CLUB RD | | 5.133 | \$ 30,039,104.30 | 756,904.09 | 12,987,132.32 | 45.5 |
| SH 66 ROCKWALL CO LINE (DALROCK RD) | | | | | | |
| 0009-03-025 C 9-3-25 GR STRS & SURF | | | | | | |
| WORK ORDER- 12-05-95 | | WORK BEGAN- 01-02-96 | | | | |
| DATE WORK COMPLETED- | | TIME COMPUTED 12-21-95 | | | | |
| CONTRACT WORKING DAYS- 780 | | ADDL DAYS GRANTED- | | | | |
| WORKING DAYS CHARGED- 246 | | PERCENT TIME USED- 32 | | | | |
| GRANITE CONSTRUCTION COMPANY | | | | | | |
| CONTRACT 10950033 | | TOTALS | 30,039,104.30 | 756,904.09 | 12,987,132.32 | 45.5 |
| DALLAS OAKLAWN AVENUE | | 3.601 | \$ 2,161,219.83 | .00 | 11,400.00 | .5 |
| IH 35E MOCKINGBIRD LANE | | | | | | |
| 0196-03-169 IM 35E-6(324)430 REPAIR CONCRETE PAVEMENT AND DRAINAGE | | | | | | |
| DALLAS 0.1 MI S OF OAKLAWN | | .001 | \$ 435,934.28 | .00 | 903.07 | .2 |
| IH 35E MKT RR | | | | | | |
| 0196-03-182 CL 196-3-182 LANDSCAPE DEVELOPMENT | | | | | | |
| WORK ORDER- 12-02-96 | | WORK BEGAN- 01-16-97 | | | | |
| DATE WORK COMPLETED- | | TIME COMPUTED 12-18-96 | | | | |
| CONTRACT WORKING DAYS- 90 | | ADDL DAYS GRANTED- | | | | |
| WORKING DAYS CHARGED- 7 | | PERCENT TIME USED- 8 | | | | |
| AUSTIN BRIDGE & ROAD, INC. | | | | | | |
| CONTRACT 10963008 | | TOTALS | 2,597,154.11 | .00 | 12,303.07 | 0.4 |
| DALLAS US 75 | | .001 | \$ 977,329.29 | .00 | .00 | .0 |
| IH 635 IH 35E | | | | | | |
| 2374-01-101 CM 96(780)I INCIDENT DETECTION AND RESPONSE SYSTEM | | | | | | |
| WORK ORDER- 12-19-96 | | WORK BEGAN- 00-00-00 | | | | |
| DATE WORK COMPLETED- | | TIME COMPUTED 00-00-00 | | | | |
| CONTRACT WORKING DAYS- 100 | | ADDL DAYS GRANTED- | | | | |
| WORKING DAYS CHARGED- 0 | | PERCENT TIME USED- 0 | | | | |
| COMSAT CORPORATION | | | | | | |
| CONTRACT 10963012 | | TOTALS | 977,329.29 | .00 | .00 | 0.0 |

* NO CURRENT ESTIMATE PROCESSED AT THE TIME OF THIS RUN

| * CONTRACT IDENTIFICATION AND INFORMATION | | * LENGTH | * CONTRACT AMOUNT | * AMOUNT THIS ESTIMATE | * TOTAL ESTIMATE TO DATE | * % COMP |
|--|------------------------|----------|-------------------|------------------------|--------------------------|----------|
| DALLAS AT J.J. LEMMON | | .985 | \$ 912,552.98 | \$ 66,352.85 | 168,936.61 | 19.4 |
| IH 20 2374-03-043 NH 97(9) | | | | | | |
| CONSTRUCT EXIT AND ENTRANCE RAMP | | | | | | |
| WORK ORDER- 12-06-96 | WORK BEGAN- 01-10-97 | | | | | |
| DATE WORK COMPLETED- | TIME COMPUTED 12-22-96 | | | | | |
| CONTRACT WORKING DAYS- 45 | ADDL DAYS GRANTED- | | | | | |
| WORKING DAYS CHARGED- 17 | PERCENT TIME USED- 38 | | | | | |
| ED BELL CONSTRUCTION COMPANY | | | | | | |
| CONTRACT 10963055 | | TOTALS | 912,552.98 | 66,352.85 | 168,936.61 | 19.4 |
| DALLAS MALNUT HILL LANE | | 4.427 | \$ 172,040.22 | \$ 5,700.00 | 164,407.00 | 99.9 |
| US 75 NORTH DALLAS CITY LIMITS | | | | | | |
| 0047-07-170 CL 47-7-170 | | | | | | |
| LANDSCAPE ESTABLISHMENT | | | | | | |
| WORK ORDER- 12-15-95 | WORK BEGAN- 01-23-95 | | | | | |
| DATE WORK COMPLETED- | TIME COMPUTED 12-31-94 | | | | | |
| CONTRACT WORKING DAYS- 605 | ADDL DAYS GRANTED- 57 | | | | | |
| WORKING DAYS CHARGED- 661 | PERCENT TIME USED- 100 | | | | | |
| TOMMY L. JOHNSON CONSTRUCTION CO. | | | | | | |
| CONTRACT 11940080 | | TOTALS | 172,040.22 | 5,700.00 | 164,407.00 | 99.9 |
| DALLAS IH 635 | | 17.570 | \$ 398,534.25 | \$ 1,078.00 | 364,813.05 | 100.0 |
| US 175 SH 310 | | | | | | |
| 0197-02-074 C 197-2-74 | | | | | | |
| SIGN REFURBISHING | | | | | | |
| WORK ORDER- 12-18-95 | WORK BEGAN- 05-14-96 | | | | | |
| DATE WORK COMPLETED- 02-07-97 | TIME COMPUTED 04-16-96 | | | | | |
| CONTRACT WORKING DAYS- 60 | ADDL DAYS GRANTED- | | | | | |
| WORKING DAYS CHARGED- 106 | PERCENT TIME USED- 177 | | | | | |
| COMSAT CORPORATION | | | | | | |
| CONTRACT 11950014 | | TOTALS | 398,534.25 | 1,078.00 | 364,813.05 | 100.0 |
| DALLAS S OF IH 635 | | .001 | \$ 562,000.00 | \$ 14,998.80 | 537,706.89 | 99.9 |
| US 75 | | | | | | |
| 0047-07-149 CM 95(47) | | | | | | |
| INTERIM CONTROL CENTER | | | | | | |
| WORK ORDER- 12-18-95 | WORK BEGAN- 01-18-96 | | | | | |
| DATE WORK COMPLETED- | TIME COMPUTED 01-18-96 | | | | | |
| CONTRACT WORKING DAYS- 220 | ADDL DAYS GRANTED- 29 | | | | | |
| WORKING DAYS CHARGED- 276 | PERCENT TIME USED- 111 | | | | | |
| COMSAT CORPORATION | | | | | | |
| CONTRACT 11950052 | | TOTALS | 562,000.00 | 14,998.80 | 537,706.89 | 99.9 |
| DALLAS WALNUT HILL LN | | .001 | \$ 262,749.90 | \$.00 | 241,632.85 | 99.9 |
| US 75 MIDPARK RD | | | | | | |
| 0047-07-154 STP 96(29)MM | | | | | | |
| CHANGEABLE MESSAGE SIGNS | | | | | | |
| WORK ORDER- 01-08-96 | WORK BEGAN- 10-28-96 | | | | | |
| DATE WORK COMPLETED- | TIME COMPUTED 07-06-96 | | | | | |
| CONTRACT WORKING DAYS- 20 | ADDL DAYS GRANTED- 11 | | | | | |
| WORKING DAYS CHARGED- 56 | PERCENT TIME USED- 181 | | | | | |
| MICA CORPORATION | | | | | | |
| CONTRACT 12950013 | | TOTALS | 262,749.90 | .00 | 241,632.85 | 99.9 |
| DALLAS IN FARMERS BRANCH ON LUNA RD (MH 757) | | .565 | \$ 1,859,216.13 | \$ 5,880.00 | 1,809,663.60 | 99.9 |
| MH FR PARKWEST BLVD TO VALLEY VIEW LN | | | | | | |
| 8037-18-001 C 8037-18-1 | | | | | | |
| RECONST GR STRS & SURF | | | | | | |
| WORK ORDER- 01-23-96 | WORK BEGAN- 02-16-96 | | | | | |
| DATE WORK COMPLETED- | TIME COMPUTED 02-08-96 | | | | | |
| CONTRACT WORKING DAYS- 120 | ADDL DAYS GRANTED- 4 | | | | | |
| WORKING DAYS CHARGED- 163 | PERCENT TIME USED- 131 | | | | | |
| ED BELL CONSTRUCTION COMPANY | | | | | | |
| CONTRACT 12950036 | | TOTALS | 1,859,216.13 | 5,880.00 | 1,809,663.60 | 99.9 |

* ESTIMATE HAS BEEN BY-PASSED *

| * CONTRACT IDENTIFICATION AND INFORMATION | | * LENGTH | * CONTRACT AMOUNT | * AMOUNT THIS ESTIMATE | * TOTAL ESTIMATE TO DATE | * % COMP |
|--|---------------------------|----------|-------------------|------------------------|--------------------------|----------|
| DALLAS SH 114 | | 8.983 | \$ 121,816.82 | .00 | .00 | .0 |
| SP 348 SPUR 482 | | | | | | |
| 0353-04-073 | | | | | | |
| C 353-4-73 GUIDE SIGN REFURBISHING | | | | | | |
| WORK ORDER- 01-16-97 | WORK BEGAN- 00-00-00 | | | | | |
| DATE WORK COMPLETED- | TIME COMPUTED 00-00-00 | | | | | |
| CONTRACT WORKING DAYS- | 60 ADDL DAYS GRANTED- | | | | | |
| WORKING DAYS CHARGED- | 0 PERCENT TIME USED- 0 | | | | | |
| INTEGRATED ROADWAY SERVICES, INC. | | | | | | |
| CONTRACT 12963012 | | TOTALS | 121,816.82 | .00 | .00 | 0.0 |
| DALLAS GARLAND RD AT IH 635 EB FR TG RD | | .001 | \$ 48,450.02 | .00 | .00 | .0 |
| SH 78 | | | | | | |
| 0009-02-048 | | | | | | |
| C 9-2-48 INST TRAF SIG | | | | | | |
| WORK ORDER- 01-09-97 | WORK BEGAN- 00-00-00 | | | | | |
| DATE WORK COMPLETED- | TIME COMPUTED 00-00-00 | | | | | |
| CONTRACT WORKING DAYS- | 45 ADDL DAYS GRANTED- | | | | | |
| WORKING DAYS CHARGED- | 0 PERCENT TIME USED- 0 | | | | | |
| SHARROCK ELECTRIC, INC. | | | | | | |
| CONTRACT 12963039 | | TOTALS | 48,450.02 | .00 | .00 | 0.0 |
| DALLAS INTERSECTIONS OF IH 635 RAMPS | | .001 | \$ 85,823.33 | .00 | .00 | .0 |
| IH 635 WITH BRUTON RD IN THE CITY OF MESQUITE | | | | | | |
| 2374-02-088 | | | | | | |
| C 2374-2-88 TRAFFIC SIGNALS | | | | | | |
| WORK ORDER- 01-09-97 | WORK BEGAN- 00-00-00 | | | | | |
| DATE WORK COMPLETED- | TIME COMPUTED 00-00-00 | | | | | |
| CONTRACT WORKING DAYS- | 40 ADDL DAYS GRANTED- | | | | | |
| WORKING DAYS CHARGED- | 0 PERCENT TIME USED- 0 | | | | | |
| SHARROCK ELECTRIC, INC. | | | | | | |
| CONTRACT 12963041 | | TOTALS | 85,823.33 | .00 | .00 | 0.0 |
| DENTON E OF IH 35E | | 5.269 | \$ 45,502,101.11 | 669,382.20 | 18,075,819.50 | 41.8 |
| SH 121 EXISTING SH 121 NEAR FM 544 (FR TG RDS) | | | | | | |
| 3547-01-004 | | | | | | |
| C 3547-1-4 GR, STRS & SURF (STAGE I) | | | | | | |
| WORK ORDER- 03-26-96 | WORK BEGAN- 04-11-96 | | | | | |
| DATE WORK COMPLETED- | TIME COMPUTED 04-11-96 | | | | | |
| CONTRACT WORKING DAYS- | 495 ADDL DAYS GRANTED- | | | | | |
| WORKING DAYS CHARGED- | 105 PERCENT TIME USED- 21 | | | | | |
| BROWN & ROOT, INC. | | | | | | |
| T. J. LAMBRECHT CONSTRUCTION, INC. | | | | | | |
| CONTRACT 01960001 | | TOTALS | 45,502,101.11 | 669,382.20 | 18,075,819.50 | 41.8 |
| DENTON INT AT VALLEY VIEW | | .001 | \$ 56,523.47 | .00 | .00 | .0 |
| SH 121 IN THE CITY OF LEWISVILLE | | | | | | |
| 0364-03-082 | | | | | | |
| CM 97(92) TRAF SIGNAL | | | | | | |
| WORK ORDER- 02-19-97 | WORK BEGAN- 00-00-00 | | | | | |
| DATE WORK COMPLETED- | TIME COMPUTED 00-00-00 | | | | | |
| CONTRACT WORKING DAYS- | 30 ADDL DAYS GRANTED- | | | | | |
| WORKING DAYS CHARGED- | 0 PERCENT TIME USED- 0 | | | | | |
| NORTH TEXAS SIGNAL SYSTEMS, INC. | | | | | | |
| CONTRACT 01973050 | | TOTALS | 56,523.47 | .00 | .00 | 0.0 |
| DENTON 1.6 MILES WEST OF FM 156 | | .844 | \$ 2,393,715.46 | .00 | 2,523,040.08 | 99.9 |
| SH 114 2.4 MILES WEST OF FM 156 | | | | | | |
| 0353-02-050 | | | | | | |
| CC 353-2-50 GR, STRS, ASB, CONC PAV & PAV MARK | | | | | | |
| WORK ORDER- 05-27-93 | WORK BEGAN- 06-11-93 | | | | | |
| DATE WORK COMPLETED- | TIME COMPUTED 06-12-93 | | | | | |
| CONTRACT WORKING DAYS- | 240 ADDL DAYS GRANTED- 5 | | | | | |
| WORKING DAYS CHARGED- | 243 PERCENT TIME USED- 99 | | | | | |
| SUNMOUNT CORPORATION | | | | | | |
| CONTRACT 02930049 | | TOTALS | 2,393,715.46 | .00 | 2,523,040.08 | 99.9 |

| * CONTRACT IDENTIFICATION AND INFORMATION | | * LENGTH | * CONTRACT AMOUNT | * AMOUNT THIS ESTIMATE | * TOTAL ESTIMATE TO DATE | * % COMP |
|---|--|--|--|------------------------|--------------------------|-------------------|
| DENTON US 380 ETC 0134-09-052 ETC CPM 134-9-52 | | WISE C/L 35 SB FRONTAGE ROAD SEAL COAT, STRIPING | I.H. 38.045 | \$ 988,607.38 | .00 | 1,048,220.04 99.9 |
| WORK ORDER- 06-24-96 DATE WORK COMPLETED- CONTRACT WORKING DAYS- WORKING DAYS CHARGED- | | 55 57 | WORK BEGAN- 07-08-96 TIME COMPUTED 07-02-96 ADDL DAYS GRANTED- 3 PERCENT TIME USED- 98 | | | |
| CLARK CONSTRUCTION CO., INC. | | CONTRACT 05963052 | TOTALS | 988,607.38 | .00 | 1,048,220.04 99.9 |
| DENTON FM 2499 2681-01-006 A 2681-1-6 | | FM 1171 IN FLOWER MOUND FM 407 AT CHINN CHAPEL RD GRADING, STRUCTURES, BASE & SURFACING | 2.732 | \$ 4,207,843.03 | 259,736.22 | 3,022,950.53 75.6 |
| WORK ORDER- 06-24-96 DATE WORK COMPLETED- CONTRACT WORKING DAYS- WORKING DAYS CHARGED- | | 210 96 | WORK BEGAN- 07-08-96 TIME COMPUTED 07-10-96 ADDL DAYS GRANTED- PERCENT TIME USED- 46 | | | |
| SUNMOUNT CORPORATION | | CONTRACT 05963070 | TOTALS | 4,207,843.03 | 259,736.22 | 3,022,950.53 75.6 |
| DENTON FM 2499 2681-01-010 STP 94(281)UM | | 1.4 MI S OF FM 3040 FM 1171 GR, STRS, ST SEWER, CONC PAV & PAV MRK | 2.889 | \$ 6,780,661.39 | 60,288.03 | 6,264,719.04 97.2 |
| WORK ORDER- 09-26-94 DATE WORK COMPLETED- CONTRACT WORKING DAYS- WORKING DAYS CHARGED- | | 322 341 | WORK BEGAN- 10-12-94 TIME COMPUTED 10-12-94 ADDL DAYS GRANTED- 21 PERCENT TIME USED- 99 | | | |
| GLENN THURMAN, INC. | | CONTRACT 08940004 | TOTALS | 6,780,661.39 | 60,288.03 | 6,264,719.04 97.2 |
| DENTON FM 2281 2160-01-007 MAM STP 96(843)MM MDN & RECONST GR STRS & SURF | | INDIAN CREEK 500' N OF ROSEMEADE | 2.527 | \$ 7,585,307.02 | 4,637.19 | 284,050.46 3.9 |
| WORK ORDER- 10-01-96 DATE WORK COMPLETED- CONTRACT WORKING DAYS- WORKING DAYS CHARGED- | | 360 33 | WORK BEGAN- 11-04-96 TIME COMPUTED 10-17-96 ADDL DAYS GRANTED- PERCENT TIME USED- 9 | | | |
| ORVAL HALL EXCAVATING CO. | | CONTRACT 08963006 | TOTALS | 7,585,307.02 | 4,637.19 | 284,050.46 3.9 |
| DENTON FM 423 1567-02-014 CD 1567-2-14 | | S OF STEWART CREEK N OF NORTH COLONY BLVD GRADING, STRUCTURES, BASE AND PAVEMENT | .789 | \$ 1,201,379.72 | 81,450.74 | 82,766.49 7.2 |
| WORK ORDER- 10-01-96 DATE WORK COMPLETED- CONTRACT WORKING DAYS- WORKING DAYS CHARGED- | | 150 3 | WORK BEGAN- 01-06-97 TIME COMPUTED 10-17-96 ADDL DAYS GRANTED- PERCENT TIME USED- 2 | | | |
| JAGOE-PUBLIC COMPANY | | CONTRACT 08963036 | TOTALS | 1,201,379.72 | 81,450.74 | 82,766.49 7.2 |
| DENTON IH 35E 0195-03-052 CM 96(879) | | AT MCCORMICK IN THE CITY OF DENTON TRAF SIG IMPRV | .002 | \$ 104,757.88 | 613.07 | 613.07 .6 |
| WORK ORDER- 10-16-96 DATE WORK COMPLETED- CONTRACT WORKING DAYS- WORKING DAYS CHARGED- | | 60 2 | WORK BEGAN- 02-17-97 TIME COMPUTED 02-13-97 ADDL DAYS GRANTED- PERCENT TIME USED- 3 | | | |
| COMSAT CORPORATION | | CONTRACT 09963013 | TOTALS | 104,757.88 | 613.07 | 613.07 0.6 |

| * CONTRACT IDENTIFICATION AND INFORMATION | | * LENGTH | * CONTRACT AMOUNT | * AMOUNT THIS ESTIMATE | * TOTAL ESTIMATE TO DATE | * % COMP |
|---|---|--|-------------------|------------------------|--------------------------|----------|
| DENTON IH 35M 0081-13-031 CC 81-13-31 | SH 114 0.9 MI NORTH OF SH 114 GRADING, BASE | 1.439 | \$ 936,766.30' | 35,517.20' | 791,753.62' | 88.9' |
| DENTON SH 114 0353-02-055 C 353-2-55 | 0.5 MI EAST OF IH 35W 1.1 MI WEST OF IH 35W GRADING, BASE | 1.690 | \$ 3,062,534.90' | 614,724.20' | 2,337,754.76' | 80.3' |
| WORK ORDER- 10-30-96 DATE WORK COMPLETED- CONTRACT WORKING DAYS- WORKING DAYS CHARGED- | 127 113 | WORK BEGAN- 10-14-96 TIME COMPUTED 10-15-96 ADDL DAYS GRANTED- PERCENT TIME USED- 89 | | | | |
| SUNMOUNT CORPORATION | | | | | | |
| CONTRACT 09963042 | | TOTALS | 3,999,301.20' | 650,241.40' | 3,129,508.38' | 82.3' |
| DENTON IH 35M 0081-13-029 IM 35W-6(321)439 | TARRANT CO LINE DRY FORK HICKORY CRK BR RECON SHLDR, FULL DEP CONC REP & MDN STR | 12.665 | \$ 2,397,082.54' | 476,810.66' | 2,132,023.50' | 93.6' |
| WORK ORDER- 11-06-96 DATE WORK COMPLETED- CONTRACT WORKING DAYS- WORKING DAYS CHARGED- | 90 42 | WORK BEGAN- 11-14-96 TIME COMPUTED 11-15-96 ADDL DAYS GRANTED- PERCENT TIME USED- 47 | | | | |
| DUININCK BROS., INC. | | | | | | |
| CONTRACT 10963039 | | TOTALS | 2,397,082.54' | 476,810.66' | 2,132,023.50' | 93.6' |
| DENTON IH 35 0195-02-045 CM 96(903) | IH 35 AT US 380 SOUTHBOUND RIGHT TURN CONNECTION | .071 | \$ 103,310.70' | 5,022.89' | 89,676.75' | 91.3' |
| WORK ORDER- 11-18-96 DATE WORK COMPLETED- CONTRACT WORKING DAYS- WORKING DAYS CHARGED- | 30 25 | WORK BEGAN- 12-02-96 TIME COMPUTED 12-04-96 ADDL DAYS GRANTED- PERCENT TIME USED- 83 | | | | |
| JAGOE-PUBLIC COMPANY | | | | | | |
| CONTRACT 10963061 | | TOTALS | 103,310.70' | 5,022.89' | 89,676.75' | 91.3' |
| DENTON FM 428 0081-05-032 STP 97(1)R | 2.2 MILES WEST OF AUBREY CITY LIMITS FM 3524 IN AUBREY GRADINGS, STRUCTURES AND SURFACE | 2.292 | \$ 1,189,207.29' | .00' | .00' | .0' |
| WORK ORDER- 12-18-96 DATE WORK COMPLETED- CONTRACT WORKING DAYS- WORKING DAYS CHARGED- | 105 0 | WORK BEGAN- 00-00-00 TIME COMPUTED 00-00-00 ADDL DAYS GRANTED- PERCENT TIME USED- 0 | | | | |
| JAGOE-PUBLIC COMPANY | | | | | | |
| CONTRACT 11963007 | | TOTALS | 1,189,207.29' | .00' | .00' | 0.0' |
| DENTON SH 121 0364-03-079 CSR 364-3-79 | CRIDER ROAD FM 423 GR, ACP, SUBGRADE AND PAV MARKS | .171 | \$ 396,676.89' | .00' | 410,216.24' | 99.9' |
| WORK ORDER- 02-03-95 DATE WORK COMPLETED- CONTRACT WORKING DAYS- WORKING DAYS CHARGED- | 45 53 | WORK BEGAN- 04-25-95 TIME COMPUTED 02-19-95 ADDL DAYS GRANTED- 8 PERCENT TIME USED- 100 | | | | |
| SUNMOUNT CORPORATION | | | | | | |
| CONTRACT 12940049 | | TOTALS | 396,676.89' | .00' | 410,216.24' | 99.9' |
| ELLIS IH 35E 0048-04-065 MC 48-4-65 | INTERCHANGE WITH US 287 BYPASS IN THE CITY OF MAXAHACHIE SAFETY LIGHTING | .001 | \$ 165,265.29' | .00' | .00' | .0' |
| WORK ORDER- 00-00-00 DATE WORK COMPLETED- CONTRACT WORKING DAYS- WORKING DAYS CHARGED- | 60 0 | WORK BEGAN- 00-00-00 TIME COMPUTED 00-00-00 ADDL DAYS GRANTED- PERCENT TIME USED- 0 | | | | |
| ARTEX ELECTRIC COMPANY | | | | | | |
| CONTRACT 02973051 | | TOTALS | 165,265.29' | .00' | .00' | 0.0' |

| * CONTRACT IDENTIFICATION AND INFORMATION | | * LENGTH * | * CONTRACT AMOUNT * | * AMOUNT THIS ESTIMATE * | * TOTAL ESTIMATE TO DATE * | * % COMP * |
|---|--|------------|---------------------|--------------------------|----------------------------|------------|
| ELLIS | 0.70 MI S OF US 287 BYPASS | 7.462 | \$ 33,870,879.53' | 256,185.87' | 14,519,665.79' | 45.1' |
| IM 45 | 0.53 MI S OF FM 879 IN ELLIS CO | | | | | |
| 0092-04-059 | | | | | | |
| IM 45-3(94)249 | GR, STRS, ASPH BASE & CONC PAV | | | | | |
| WORK ORDER- 04-27-95 | WORK BEGAN- 05-22-95 | | | | | |
| DATE WORK COMPLETED- | TIME COMPUTED 05-13-95 | | | | | |
| CONTRACT WORKING DAYS- | ADDL DAYS GRANTED- 19 | | | | | |
| WORKING DAYS CHARGED- | PERCENT TIME USED- 50 | | | | | |
| CHAMPAGNE-HEBBER INC., TEXAS | CONTRACT 03950001 | TOTALS | 33,870,879.53' | 256,185.87' | 14,519,665.79' | 45.1' |
| ELLIS | AT MOUNTAIN CREEK | .776 | \$ 1,328,449.74' | 484.78' | 1,318,162.97' | 99.9' |
| US 287 | | | | | | |
| 0172-04-035 | | | | | | |
| BR 96(625) | REPL BR & APPRS | | | | | |
| WORK ORDER- 05-07-96 | WORK BEGAN- 06-03-96 | | | | | |
| DATE WORK COMPLETED- | TIME COMPUTED 05-23-96 | | | | | |
| CONTRACT WORKING DAYS- | ADDL DAYS GRANTED- | | | | | |
| WORKING DAYS CHARGED- | PERCENT TIME USED- 100 | | | | | |
| INTERSTATE CONTRACTING CORPORATION | CONTRACT 03963008 | TOTALS | 1,328,449.74' | 484.78' | 1,318,162.97' | 99.9' |
| ELLIS | PRESTON RD IN ENNIS | .002 | \$ 89,175.79' | .00' | .00' | .0' |
| FM 1722 ETC | | | | | | |
| 1317-03-017 ETC | | | | | | |
| C 1317-3-17 | TRAFFIC SIGNALS | | | | | |
| WORK ORDER- 09-13-96 | WORK BEGAN- 00-00-00 | | | | | |
| DATE WORK COMPLETED- | TIME COMPUTED 01-11-97 | | | | | |
| CONTRACT WORKING DAYS- | ADDL DAYS GRANTED- | | | | | |
| WORKING DAYS CHARGED- | PERCENT TIME USED- 29 | | | | | |
| APS ELECTRICAL | CONTRACT 08963021 | TOTALS | 89,175.79' | .00' | .00' | 0.0' |
| ELLIS | FM 875 | 4.833 | \$ 2,134,991.69' | 49,248.21' | 363,062.50' | 17.9' |
| FM 663 | US 287 IN MIDLOTHIAN (SECTIONS) | | | | | |
| 0815-08-019 | | | | | | |
| CSR 815-8-19 | RECONST & WDN, GR, STRS, BASE AND SURF | | | | | |
| WORK ORDER- 09-26-96 | WORK BEGAN- 10-14-96 | | | | | |
| DATE WORK COMPLETED- | TIME COMPUTED 10-12-96 | | | | | |
| CONTRACT WORKING DAYS- | ADDL DAYS GRANTED- | | | | | |
| WORKING DAYS CHARGED- | PERCENT TIME USED- 22 | | | | | |
| HUBCO, INC. | CONTRACT 08963035 | TOTALS | 2,134,991.69' | 49,248.21' | 363,062.50' | 17.9' |
| ELLIS | 0.16 MI S OF INDIAN DR | .582 | \$ 342,790.74' | 49,680.64' | 302,377.88' | 92.8' |
| US 77 | US 287 | | | | | |
| 0048-03-064 | | | | | | |
| CD 48-3-64 | GR, CONC PAV & STORM SEWER | | | | | |
| WORK ORDER- 09-11-96 | WORK BEGAN- 10-01-96 | | | | | |
| DATE WORK COMPLETED- | TIME COMPUTED 09-27-96 | | | | | |
| CONTRACT WORKING DAYS- | ADDL DAYS GRANTED- 5 | | | | | |
| WORKING DAYS CHARGED- | PERCENT TIME USED- 85 | | | | | |
| J.L. STEEL, INC. | CONTRACT 08963106 | TOTALS | 342,790.74' | 49,680.64' | 302,377.88' | 92.8' |
| ELLIS | SH 34 IN ITALY | .001 | \$ 14,418.43' | .00' | .00' | .0' |
| US 77 | | | | | | |
| 0048-05-036 | | | | | | |
| C 48-5-36 | FLASHING BEACON | | | | | |
| WORK ORDER- 11-14-96 | WORK BEGAN- 00-00-00 | | | | | |
| DATE WORK COMPLETED- | TIME COMPUTED 00-00-00 | | | | | |
| CONTRACT WORKING DAYS- | ADDL DAYS GRANTED- | | | | | |
| WORKING DAYS CHARGED- | PERCENT TIME USED- 0 | | | | | |
| TEJAS COMMUNICATIONS, INC. | CONTRACT 10963013 | TOTALS | 14,418.43' | .00' | .00' | 0.0' |

* NO CURRENT ESTIMATE PROCESSED AT THE TIME OF THIS RUN *

| * CONTRACT IDENTIFICATION AND INFORMATION | | *LENGTH | * CONTRACT AMOUNT | * AMOUNT THIS ESTIMATE | * TOTAL ESTIMATE TO DATE | * % COMP |
|---|---------------------------|---------|-------------------|------------------------|--------------------------|----------|
| ELLIS INTERCHANGE WITH US 287 US 67 IN THE CITY OF MIDLOTHIAN 0261-01-033 SAFETY LIGHTING C 261-1-33 | | .001 | \$ 78,621.25' | .00' | .00' | .0' |
| WORK ORDER- 11-15-96 | WORK BEGAN- 00-00-00 | | | | | |
| DATE WORK COMPLETED- | TIME COMPUTED 00-00-00 | | | | | |
| CONTRACT WORKING DAYS- | 30 ADDL DAYS GRANTED- | | | | | |
| WORKING DAYS CHARGED- | 0 PERCENT TIME USED- 0 | | | | | |
| ARTEX ELECTRIC COMPANY | | | | | | |
| CONTRACT 10963048 | | TOTALS | 78,621.25' | .00' | .00' | 0.0' |
| ELLIS AT SOAP CREEK US 287 0172-04-036 BR 96(842) REPL BR & APPRS | | .237 | \$ 831,711.20' | 9,385.85' | 56,908.65' | 7.2' |
| WORK ORDER- 12-03-96 | WORK BEGAN- 01-08-97 | | | | | |
| DATE WORK COMPLETED- | TIME COMPUTED 01-08-97 | | | | | |
| CONTRACT WORKING DAYS- | 120 ADDL DAYS GRANTED- 2 | | | | | |
| WORKING DAYS CHARGED- | 9 PERCENT TIME USED- 7 | | | | | |
| CHAMPAGNE-HEBBER INC., TEXAS | | | | | | |
| CONTRACT 10963062 | | TOTALS | 831,711.20' | 9,385.85' | 56,908.65' | 7.2' |
| ELLIS RED OAK CREEK IN OVILLA FM 664 IH 35E 1051-01-026 STP 95(12)R RECONST & WDN, GR, STR, BASE AND SURF | | 4.089 | \$ 3,935,130.63' | 78,494.21' | 3,747,252.75' | 99.9' |
| WORK ORDER- 12-27-94 | WORK BEGAN- 01-30-95 | | | | | |
| DATE WORK COMPLETED- | TIME COMPUTED 01-12-95 | | | | | |
| CONTRACT WORKING DAYS- | 225 ADDL DAYS GRANTED- 51 | | | | | |
| WORKING DAYS CHARGED- | 256 PERCENT TIME USED- 93 | | | | | |
| CHAMPAGNE-HEBBER INC., TEXAS | | | | | | |
| CONTRACT 11940004 | | TOTALS | 3,935,130.63' | 78,494.21' | 3,747,252.75' | 99.9' |
| ELLIS IH 35E FM 664 SH 342 1051-01-025 STP 95 (11)R RECONST & WDN, GR, STR, BASE & PAV | | 1.752 | \$ 3,800,000.00' | .00' | 3,797,503.47' | 99.9' |
| WORK ORDER- 01-20-95 | WORK BEGAN- 03-08-95 | | | | | |
| DATE WORK COMPLETED- | TIME COMPUTED 04-21-95 | | | | | |
| CONTRACT WORKING DAYS- | 261 ADDL DAYS GRANTED- 55 | | | | | |
| WORKING DAYS CHARGED- | 307 PERCENT TIME USED- 97 | | | | | |
| ED BELL CONSTRUCTION COMPANY | | | | | | |
| CONTRACT 11940063 | | TOTALS | 3,800,000.00' | .00' | 3,797,503.47' | 99.9' |
| KAUFMAN S VIRGINIA (HWY 34), W TO ADELAIDE ST, VA BROAD ST TO 25' S OF UNION PAC RR LINE 0918-11-030 STP 94(202)TE RESTORE TRAIN DEPOT/FREIGHT WAREHOUSE | | .001 | \$ 76,821.66' | .00' | 67,355.50' | 92.2' |
| WORK ORDER- 06-26-96 | WORK BEGAN- 07-12-96 | | | | | |
| DATE WORK COMPLETED- | TIME COMPUTED 07-12-96 | | | | | |
| CONTRACT WORKING DAYS- | 60 ADDL DAYS GRANTED- | | | | | |
| WORKING DAYS CHARGED- | 47 PERCENT TIME USED- 78 | | | | | |
| SOUTHWEST ENVIRONMENT SERVICES, INC. | | | | | | |
| CONTRACT 05963082 | | TOTALS | 76,821.66' | .00' | 67,355.50' | 92.2' |
| KAUFMAN IH 20 SH 34 0.3 MI S OF IH 20 0173-04-040 CPM 173-4-40 MISCELLANEOUS WORK | | .297 | \$ 207,566.41' | 395.44' | 18,433.56' | 9.3' |
| WORK ORDER- 11-07-96 | WORK BEGAN- 11-11-96 | | | | | |
| DATE WORK COMPLETED- | TIME COMPUTED 11-23-96 | | | | | |
| CONTRACT WORKING DAYS- | 39 ADDL DAYS GRANTED- | | | | | |
| WORKING DAYS CHARGED- | 2 PERCENT TIME USED- 5 | | | | | |
| REYNOLDS & KAY, INC. | | | | | | |
| CONTRACT 10963032 | | TOTALS | 207,566.41' | 395.44' | 18,433.56' | 9.3' |

| * CONTRACT IDENTIFICATION AND INFORMATION | | * LENGTH | * CONTRACT AMOUNT | * AMOUNT THIS ESTIMATE | * TOTAL ESTIMATE TO DATE | * % COMP |
|--|------------------------|----------|-------------------|------------------------|--------------------------|----------|
| KAUFMAN AT US 175 | | .135 | \$ 7,307,708.41 | \$ 166,182.03 | 4,412,419.30 | 63.5 |
| SH 198 0443-02-014 STP 96(16)R | | | | | | |
| GR, STRS, CONC PAV, ACP, PAV MRK, & SIGN | | | | | | |
| WORK ORDER- 01-04-96 | WORK BEGAN- 01-15-96 | | | | | |
| DATE WORK COMPLETED- | TIME COMPUTED 01-20-96 | | | | | |
| CONTRACT WORKING DAYS- 236 | ADDL DAYS GRANTED- | | | | | |
| WORKING DAYS CHARGED- 182 | PERCENT TIME USED- 77 | | | | | |
| BROWN & ROOT, INC. | | | | | | |
| CONTRACT 11950045 | | TOTALS | 7,307,708.41 | 166,182.03 | 4,412,419.30 | 63.5 |
| KAUFMAN AT TRINITY RIVER AND LEVEES | | 1.137 | \$ 4,029,596.16 | \$ 7,352.62 | 25,243.16 | .6 |
| SH 34 0173-02-027 BR 96(645) | | | | | | |
| REPLACE BRIDGES AND APPROACHES | | | | | | |
| WORK ORDER- 01-07-97 | WORK BEGAN- 01-24-97 | | | | | |
| DATE WORK COMPLETED- | TIME COMPUTED 01-23-97 | | | | | |
| CONTRACT WORKING DAYS- 281 | ADDL DAYS GRANTED- | | | | | |
| WORKING DAYS CHARGED- 8 | PERCENT TIME USED- 3 | | | | | |
| CHAMPAGNE-WEBBER INC., TEXAS | | | | | | |
| CONTRACT 11963044 | | TOTALS | 4,029,596.16 | 7,352.62 | 25,243.16 | 0.6 |
| NAVARRO AT RICHLAND CREEK AND RELIEFS | | 1.816 | \$ 138,201.00 | \$.00 | 110,019.50 | 83.7 |
| SH 31 0162-03-034 BR 96(3) | | | | | | |
| LANDSCAPE DEVELOPMENT | | | | | | |
| WORK ORDER- 04-11-96 | WORK BEGAN- 06-12-96 | | | | | |
| DATE WORK COMPLETED- | TIME COMPUTED 04-27-96 | | | | | |
| CONTRACT WORKING DAYS- 90 | ADDL DAYS GRANTED- | | | | | |
| WORKING DAYS CHARGED- 79 | PERCENT TIME USED- 88 | | | | | |
| L.P. COMPANY | | | | | | |
| CONTRACT 02960018 | | TOTALS | 138,201.00 | .00 | 110,019.50 | 83.7 |
| NAVARRO INTERSECTION WITH HARDY AVENUE IN THE CITY OF CORSICANA | | .001 | \$ 7,974.96 | \$.00 | .00 | .0 |
| BI 45-F 0092-13-014 C 92-13-14 | | | | | | |
| SAFETY LIGHTING | | | | | | |
| NAVARRO MERGE WITH BUSINESS IH 45 SOUTH IN THE CITY OF CORSICANA | | .001 | \$ 67,931.52 | \$.00 | .00 | .0 |
| IH 45 0093-01-073 MC 93-1-73 | | | | | | |
| SAFETY LIGHTING | | | | | | |
| WORK ORDER- 00-00-00 | WORK BEGAN- 00-00-00 | | | | | |
| DATE WORK COMPLETED- | TIME COMPUTED 00-00-00 | | | | | |
| CONTRACT WORKING DAYS- 45 | ADDL DAYS GRANTED- | | | | | |
| WORKING DAYS CHARGED- 0 | PERCENT TIME USED- 0 | | | | | |
| T L S TRAFFIC CONTROLS, INC. | | | | | | |
| CONTRACT 02973052 | | TOTALS | 75,906.48 | .00 | .00 | 0.0 |
| NAVARRO 3.3 MI N OF RICHLAND 2.0 MI S OF CORSICANA | | 5.000 | \$ 10,553,030.88 | \$ 16,524.58 | 8,849,877.09 | 88.2 |
| IH 45 0093-01-064 IM 45-3(95)221 | | | | | | |
| RECONST GR STR & SURF | | | | | | |
| WORK ORDER- 07-10-95 | WORK BEGAN- 07-26-95 | | | | | |
| DATE WORK COMPLETED- | TIME COMPUTED 07-26-95 | | | | | |
| CONTRACT WORKING DAYS- 270 | ADDL DAYS GRANTED- | | | | | |
| WORKING DAYS CHARGED- 224 | PERCENT TIME USED- 83 | | | | | |
| DUININCK BROS, INC. | | | | | | |
| CONTRACT 06950039 | | TOTALS | 10,553,030.88 | 16,524.58 | 8,849,877.09 | 88.2 |
| NAVARRO IN CORSICANA FR 5TH AVE 12TH AVE | | .471 | \$ 4,562,525.90 | \$ 147,788.85 | 3,392,733.66 | 78.2 |
| BI 45-F 0092-13-007 MAU-STPG 95(321)RGS GR SEPR & APPRS | | | | | | |
| WORK ORDER- 10-30-95 | WORK BEGAN- 11-16-95 | | | | | |
| DATE WORK COMPLETED- | TIME COMPUTED 11-15-95 | | | | | |
| CONTRACT WORKING DAYS- 360 | ADDL DAYS GRANTED- 40 | | | | | |
| WORKING DAYS CHARGED- 183 | PERCENT TIME USED- 46 | | | | | |
| CONCHO CONSTRUCTION COMPANY, INC. | | | | | | |
| CONTRACT 08950007 | | TOTALS | 4,562,525.90 | 147,788.85 | 3,392,733.66 | 78.2 |

* NO CURRENT ESTIMATE PROCESSED AT THE *
* TIME OF THIS RUN *

| * CONTRACT IDENTIFICATION AND INFORMATION | | * LENGTH | * CONTRACT AMOUNT | * AMOUNT THIS ESTIMATE | * TOTAL ESTIMATE TO DATE | * % COMP |
|---|--|----------|-------------------|------------------------|--------------------------|----------|
| NAVARRO SOUTH END OF MESQUITE CREEK BRIDGE IH 45 NORTH END OF US 287 OVERPASS BRIDGE 0093-01-072 IM 45-3(96)216 GR, STRS, HMAC BASE & CONC PAV | | .849 | \$ 5,032,354.83 | 56,828.05 | 3,570,738.78 | 74.7 |
| WORK ORDER- 10-05-95 WORK BEGAN- 11-16-95 DATE WORK COMPLETED- TIME COMPUTED 10-21-95 CONTRACT WORKING DAYS- 300 ADDL DAYS GRANTED- WORKING DAYS CHARGED- 173 PERCENT TIME USED- 58 | | | | | | |
| DUNINCK BROS, INC. | | | | | | |
| CONTRACT 09950006 | | TOTALS | 5,032,354.83 | 56,828.05 | 3,570,738.78 | 74.7 |
| NAVARRO BEGINNING OF CORSICANA BYPASS (SECTIONS) IH 45 N OF CHAMBERS CRK 0092-06-083 NH 96(831)IM ASPH BASE & CONC PAV | | 1.969 | \$ 14,922,569.07 | 102,381.99 | 111,984.62 | .7 |
| WORK ORDER- 11-01-96 WORK BEGAN- 01-27-97 DATE WORK COMPLETED- TIME COMPUTED 11-17-96 CONTRACT WORKING DAYS- 576 ADDL DAYS GRANTED- WORKING DAYS CHARGED- 9 PERCENT TIME USED- 2 | | | | | | |
| CHAMPAGNE-MEBBER INC., TEXAS | | | | | | |
| CONTRACT 09963036 | | TOTALS | 14,922,569.07 | 102,381.99 | 111,984.62 | 0.7 |
| NAVARRO FM 1129 FM 85 SW END OF TRINITY RIVER BRIDGE 0719-02-023 STP 97(8)R RECONST & MDN, GR, STRS, BASE & SURF | | 1.233 | \$ 601,755.36 | 15,858.64 | 84,331.31 | 14.7 |
| WORK ORDER- 11-18-96 WORK BEGAN- 12-04-96 DATE WORK COMPLETED- TIME COMPUTED 12-04-96 CONTRACT WORKING DAYS- 50 ADDL DAYS GRANTED- WORKING DAYS CHARGED- 0 PERCENT TIME USED- 0 | | | | | | |
| YOUNG CONTRACTORS, INC. | | | | | | |
| CONTRACT 10963028 | | TOTALS | 601,755.36 | 15,858.64 | 84,331.31 | 14.7 |
| NAVARRO NAVARRO COUNTY COURTHOUSE VA IN CORSICANA 0918-18-056 STP 95(116)TE TRANSPORTATION ENHANCEMENTS | | .001 | \$ 331,000.00 | 88,360.45 | 105,340.75 | 33.5 |
| WORK ORDER- 01-08-97 WORK BEGAN- 01-28-97 DATE WORK COMPLETED- TIME COMPUTED 01-24-97 CONTRACT WORKING DAYS- 120 ADDL DAYS GRANTED- WORKING DAYS CHARGED- 36 PERCENT TIME USED- 30 | | | | | | |
| JAY-REESE CONTRACTORS, INC. | | | | | | |
| CONTRACT 12963048 | | TOTALS | 331,000.00 | 88,360.45 | 105,340.75 | 33.5 |
| ROCKHALL 0.6 MI N OF SH 66 SH 205 COLLIN CO LINE 0451-04-014 STP 95(230)R RECONST & MDN, GRS, STRS, BASE & SURF | | 2.850 | \$ 3,843,090.57 | 52,155.38 | 1,559,609.49 | 42.7 |
| WORK ORDER- 07-27-95 WORK BEGAN- 08-14-95 DATE WORK COMPLETED- TIME COMPUTED 08-12-95 CONTRACT WORKING DAYS- 450 ADDL DAYS GRANTED- 15 WORKING DAYS CHARGED- 173 PERCENT TIME USED- 37 | | | | | | |
| APAC-TEXAS, INC. | | | | | | |
| CONTRACT 06950004 | | TOTALS | 3,843,090.57 | 52,155.38 | 1,559,609.49 | 42.7 |
| ROCKHALL S OF FM 3097 FM 740 N OF IH 30 1014-03-041 MAM STP 96(830)MM GR, STRS, BASE & SURF | | .546 | \$ 1,822,269.10 | 54,532.86 | 198,657.64 | 11.4 |
| WORK ORDER- 10-03-96 WORK BEGAN- 01-16-97 DATE WORK COMPLETED- TIME COMPUTED 01-01-97 CONTRACT WORKING DAYS- 135 ADDL DAYS GRANTED- WORKING DAYS CHARGED- 10 PERCENT TIME USED- 7 | | | | | | |
| GRANITE CONSTRUCTION COMPANY | | | | | | |
| CONTRACT 08963033 | | TOTALS | 1,822,269.10 | 54,532.86 | 198,657.64 | 11.4 |

| * CONTRACT IDENTIFICATION AND INFORMATION | | * LENGTH | * CONTRACT AMOUNT | * AMOUNT THIS ESTIMATE | * TOTAL ESTIMATE TO DATE | * % COMP |
|---|------------------------|----------|-------------------|------------------------|--------------------------|----------|
| ROCKHALL | FM 1141 IN ROCKWALL | .430 | \$ 811,718.03 | .00 | .00 | .0 |
| SH 66 | FM 548 IN ROYSE CITY | | | | | |
| 0009-04-045 | | | | | | |
| CD 9-4-45 | REPLACE BRIDGES | | | | | |
| WORK ORDER- 01-09-97 | WORK BEGAN- 00-00-00 | | | | | |
| DATE WORK COMPLETED- | TIME COMPUTED 01-25-97 | | | | | |
| CONTRACT WORKING DAYS- | 90 ADDL DAYS GRANTED- | | | | | |
| WORKING DAYS CHARGED- | 0 PERCENT TIME USED- 0 | | | | | |
| BUSTER PAVING CO., INC. | | | | | | |
| | CONTRACT 11963038 | TOTALS | 811,718.03 | .00 | .00 | 0.0 |
| DISTRICT CONTRACT AMOUNT | | | | | 806,164,902.47 | |
| DISTRICT ESTIMATES THIS MONTH | | | | | 13,182,529.29 | |
| DISTRICT TOTAL ESTIMATES PAID TO DATE | | | | | 430,772,610.29 | |

| * CONTRACT IDENTIFICATION AND INFORMATION | | * LENGTH | * CONTRACT AMOUNT | * AMOUNT THIS ESTIMATE | * TOTAL ESTIMATE TO DATE | * % COMP |
|---|--|--|---|------------------------|--------------------------|--------------------|
| BOWIE SH 93 IN TEXARKANA US 59 SULPHUR RIVER 0218-01-067 NH 97(166) SAFETY END TREATMENTS | | 11.626 | \$ 154,997.40 | \$.00 | .00 | .0 |
| WORK ORDER- 00-00-00 DATE WORK COMPLETED- CONTRACT WORKING DAYS- WORKING DAYS CHARGED- | | WORK BEGAN- 00-00-00 TIME COMPUTED 00-00-00 35 ADDL DAYS GRANTED- 0 PERCENT TIME USED- 0 | * NO CURRENT ESTIMATE PROCESSED AT THE TIME OF THIS RUN | | | |
| ROADWAY CONSTRUCTION, INC. | | CONTRACT 02973059 | TOTALS | 154,997.40 | .00 | .00 0.0 |
| BOWIE IN TEXARKANA FR SH 93 FM 3527 FM 989 3591-01-001 HDP 9123(001) GR, STR, BS, SF, TS, PM & SIGNS | | 2.003 | \$ 2,305,218.20 | \$ 8,529.26 | \$ 778,609.64 | 35.5 |
| WORK ORDER- 06-05-96 DATE WORK COMPLETED- CONTRACT WORKING DAYS- WORKING DAYS CHARGED- | | WORK BEGAN- 07-01-96 TIME COMPUTED 06-21-96 295 ADDL DAYS GRANTED- 66 PERCENT TIME USED- 22 | | | | |
| H. H. HOWARD & SONS, INC. | | CONTRACT 04963008 | TOTALS | 2,305,218.20 | 8,529.26 | 778,609.64 35.5 |
| BOWIE US 82 IN TEXARKANA SH 93 US 67 0945-01-013 C 945-1-13 GR, C&G STRS & SURFACING | | .889 | \$ 2,490,428.13 | \$ 43,544.27 | \$ 2,506,144.90 | 100.0 |
| WORK ORDER- 06-15-94 DATE WORK COMPLETED- CONTRACT WORKING DAYS- WORKING DAYS CHARGED- | | WORK BEGAN- 07-05-94 TIME COMPUTED 07-01-94 250 ADDL DAYS GRANTED- 322 PERCENT TIME USED- 105 | | | | |
| FOUR THIRTEEN INCORPORATED | | CONTRACT 05940010 | TOTALS | 2,490,428.13 | 43,544.27 | 2,506,144.90 100.0 |
| BOWIE APPLE ST US 67 US 59 IN TEXARKANA 0010-13-057 STP 95(223)UM GR, STRS, CPCD, C&G, TRAF SIG & PAV MRKS | | 1.484 | \$ 5,689,658.58 | \$ 60,311.85 | \$ 2,639,316.97 | 48.8 |
| WORK ORDER- 07-18-95 DATE WORK COMPLETED- CONTRACT WORKING DAYS- WORKING DAYS CHARGED- | | WORK BEGAN- 08-07-95 TIME COMPUTED 08-03-95 320 ADDL DAYS GRANTED- 186 PERCENT TIME USED- 58 | | | | |
| FOUR THIRTEEN INCORPORATED | | CONTRACT 06950080 | TOTALS | 5,689,658.58 | 60,311.85 | 2,639,316.97 48.8 |
| BOWIE FM 3527 (LEOPARD DRIVE) US 71 FM 558 2050-03-001 DPI T015(001) GR, STRS, C&G, ACP BASE, SURF, PVMT MRKG, SIGN | | 2.247 | \$ 8,492,117.95 | \$ 169,973.10 | \$ 5,553,395.15 | 68.8 |
| WORK ORDER- 00-00-00 DATE WORK COMPLETED- CONTRACT WORKING DAYS- WORKING DAYS CHARGED- | | WORK BEGAN- 08-16-95 TIME COMPUTED 08-27-95 290 ADDL DAYS GRANTED- 238 PERCENT TIME USED- 78 | | | | |
| J-W PAYNE CONSTRUCTION CO., INC. | | CONTRACT 07950006 | TOTALS | 8,492,117.95 | 169,973.10 | 5,553,395.15 68.8 |
| BOWIE AT SH 8 INTERSECTION IN MAUD US 67 0010-12-051 STP 96(859)HES INSTALLATION OF OVERHEAD FLASHING BEACON | | .003 | \$ 44,579.36 | \$ 1,462.00 | \$ 21,455.46 | 50.6 |
| WORK ORDER- 09-13-96 DATE WORK COMPLETED- CONTRACT WORKING DAYS- WORKING DAYS CHARGED- | | WORK BEGAN- 01-24-97 TIME COMPUTED 12-13-96 30 ADDL DAYS GRANTED- 11 PERCENT TIME USED- 37 | | | | |
| APS ELECTRICAL | | CONTRACT 08963072 | TOTALS | 44,579.36 | 1,462.00 | 21,455.46 50.6 |

| * CONTRACT IDENTIFICATION AND INFORMATION | | * LENGTH | * CONTRACT AMOUNT | * AMOUNT THIS ESTIMATE | * TOTAL ESTIMATE TO DATE | * % COMP |
|---|--|----------|-------------------|------------------------|--------------------------|----------|
| ***** | | | | | | |
| BOHIE | AT US 71 INTERCHANGE | .001 | \$ 189,872.65' | 19,913.42' | 24,663.42' | 13.6' |
| IH 30 | | | | | | |
| 0610-07-064 | | | | | | |
| IM 30-3(89)223 | TRAFFIC SIGNALS & RELATED SAFETY WORK | | | | | |
| ***** | | | | | | |
| BOHIE | AT US 71 INTERCHANGE | .001 | \$ 301,472.63' | 14,939.23' | 15,657.43' | 5.4' |
| IH 30 | | | | | | |
| 0610-07-068 | | | | | | |
| IM 30-3(95)223 | GR, STR, ACP BS & SF, PAV MARK | | | | | |
| WORK ORDER- 11-25-96 | WORK BEGAN- 01-14-97 | | | | | |
| DATE WORK COMPLETED- | TIME COMPUTED 12-11-96 | | | | | |
| CONTRACT WORKING DAYS- | ADDL DAYS GRANTED- | 65 | | | | |
| WORKING DAYS CHARGED- | PERCENT TIME USED- | 0 | | | | |
| ***** | | | | | | |
| TEXARKANA ASPHALT, INC. | CONTRACT 09963024 | TOTALS | 491,345.28' | 34,852.65' | 40,320.85' | 8.6' |
| ***** | | | | | | |
| BOHIE | ETC 0.3 MI. W OF FM 3098 | 282.501 | \$ 5,631,124.11' | 1,053,703.85' | 1,083,486.35' | 20.2' |
| US 67 | ETC ELLIOT CREEK | | | | | |
| 0010-12-053 | ETC SEAL COAT | | | | | |
| CPM 10-12-53 | | | | | | |
| WORK ORDER- 11-15-96 | WORK BEGAN- 12-02-96 | | | | | |
| DATE WORK COMPLETED- | TIME COMPUTED 12-01-96 | | | | | |
| CONTRACT WORKING DAYS- | ADDL DAYS GRANTED- | 75 | | | | |
| WORKING DAYS CHARGED- | PERCENT TIME USED- | 0 | | | | |
| ***** | | | | | | |
| CLARK CONSTRUCTION CO., INC. | CONTRACT 10963044 | TOTALS | 5,631,124.11' | 1,053,703.85' | 1,083,486.35' | 20.2' |
| ***** | | | | | | |
| BOHIE | 0.2 KM W OF SPUR 86 | 9.144 | \$ 3,557,634.98' | 104,066.70' | 217,639.73' | 6.4' |
| IH 30 | 0.5 KM W OF SPUR 74 | | | | | |
| 0610-06-064 | | | | | | |
| IM 30-3(97)206 | REMOV ACP,CPR,ACP BS&SF,EDG DRN,BRAIL,PM | | | | | |
| WORK ORDER- 12-30-96 | WORK BEGAN- 01-20-97 | | | | | |
| DATE WORK COMPLETED- | TIME COMPUTED 01-15-97 | | | | | |
| CONTRACT WORKING DAYS- | ADDL DAYS GRANTED- | 120 | | | | |
| WORKING DAYS CHARGED- | PERCENT TIME USED- | 17 | | | | |
| ***** | | | | | | |
| TEXARKANA ASPHALT, INC. | CONTRACT 11963010 | TOTALS | 3,557,634.98' | 104,066.70' | 217,639.73' | 6.4' |
| ***** | | | | | | |
| BOHIE | AT SOUTH REST AREA, 1.4 MI W OF FM 990 | .001 | \$ 361,840.90' | 18,413.39' | 47,152.88' | 13.7' |
| IH 30 | | | | | | |
| 0610-05-035 | | | | | | |
| IM 30-3(98)192 | REHABILITATE REST AREA | | | | | |
| WORK ORDER- 12-30-96 | WORK BEGAN- 01-22-97 | | | | | |
| DATE WORK COMPLETED- | TIME COMPUTED 01-15-97 | | | | | |
| CONTRACT WORKING DAYS- | ADDL DAYS GRANTED- | 120 | | | | |
| WORKING DAYS CHARGED- | PERCENT TIME USED- | 8 | | | | |
| ***** | | | | | | |
| J.R.'S LANDSCAPING & SPRINKLER SYSTEMS | CONTRACT 11963060 | TOTALS | 361,840.90' | 18,413.39' | 47,152.88' | 13.7' |
| ***** | | | | | | |
| BOHIE | 3.7 KM S OF FM 561 | 16.596 | \$ 2,980,453.10' | 60,205.00' | 60,205.00' | 2.1' |
| US 259 | 0.5 KM S OF FM 44(S) | | | | | |
| 0085-02-036 | | | | | | |
| CSR 85-2-36 | GR, STR, BS, SURF & PAV MK | | | | | |
| WORK ORDER- 01-15-97 | WORK BEGAN- 02-06-97 | | | | | |
| DATE WORK COMPLETED- | TIME COMPUTED 01-31-97 | | | | | |
| CONTRACT WORKING DAYS- | ADDL DAYS GRANTED- | 185 | | | | |
| WORKING DAYS CHARGED- | PERCENT TIME USED- | 7 | | | | |
| ***** | | | | | | |
| J-H PAYNE CONSTRUCTION CO., INC. | CONTRACT 12963009 | TOTALS | 2,980,453.10' | 60,205.00' | 60,205.00' | 2.1' |
| ***** | | | | | | |
| CASS | AT INTERSECTION OF ALLDAY ST. IN ATLANTA | .002 | \$ 135,033.90' | 735.00' | 131,812.27' | 100.0' |
| US 59 | | | | | | |
| 0218-04-096 | | | | | | |
| STP 96(33)HES | INSTALLATION OF HIGHWAY TRAFFIC SIGNALS | | | | | |
| WORK ORDER- 03-22-96 | WORK BEGAN- 08-24-96 | | | | | |
| DATE WORK COMPLETED- | TIME COMPUTED 06-21-96 | | | | | |
| CONTRACT WORKING DAYS- | ADDL DAYS GRANTED- | 65 | | | | |
| WORKING DAYS CHARGED- | PERCENT TIME USED- | 59 | | | | |
| ***** | | | | | | |
| COMSAT CORPORATION | CONTRACT 02960062 | TOTALS | 135,033.90' | 735.00' | 131,812.27' | 100.0' |
| ***** | | | | | | |

| * CONTRACT IDENTIFICATION AND INFORMATION | | * LENGTH | * CONTRACT AMOUNT | * AMOUNT THIS ESTIMATE | * TOTAL ESTIMATE TO DATE | * % COMP |
|---|------------------------|---|-------------------|------------------------|--------------------------|----------|
| CASS SH 155 0520-03-023 STP 96(648)R PAV REPAIR, OCST, ACP, PAV MK | | 0.2 MI N OF MARION COUNTY LINE 0.3 MI S OF SH 49 IN AVINGER 3.553 | \$ 1,171,687.12 | \$ 8,624.92 | 1,207,590.62 | 99.9 |
| WORK ORDER- 06-27-96 | WORK BEGAN- 07-01-96 | | | | | |
| DATE WORK COMPLETED- | TIME COMPUTED 07-13-96 | | | | | |
| CONTRACT WORKING DAYS- 70 | ADDL DAYS GRANTED- 8 | | | | | |
| WORKING DAYS CHARGED- 61 | PERCENT TIME USED- 78 | | | | | |
| TEXARKANA ASPHALT, INC. | | | | | | |
| CONTRACT 05963008 | | TOTALS | 1,171,687.12 | 8,624.92 | 1,207,590.62 | 99.9 |
| CASS US 59 0218-04-072 MAUNH 94(59) GR STRS & SURF | | 0.1 MI S OF FM 2328 N 1.4 MI S OF JOHNS CREEK 2.709 | \$ 6,136,522.95 | \$ 1,401.25 | 5,863,385.18 | 99.9 |
| WORK ORDER- 09-14-94 | WORK BEGAN- 09-23-94 | | | | | |
| DATE WORK COMPLETED- | TIME COMPUTED 09-30-94 | | | | | |
| CONTRACT WORKING DAYS- 260 | ADDL DAYS GRANTED- 15 | | | | | |
| WORKING DAYS CHARGED- 282 | PERCENT TIME USED- 103 | | | | | |
| MADDEN CONTRACTING COMPANY, INC. | | | | | | |
| CONTRACT 08940083 | | TOTALS | 6,136,522.95 | 1,401.25 | 5,863,385.18 | 99.9 |
| CASS VA 0919-00-051 UBF IM 20-6(75)514 REPLACE CLEARANCE SIGNS ON IH 20 & IH 30 | | ON IH 20 & IH 30 IN THE ATLANTA DISTRICT .001 | \$ 118,044.00 | \$.00 | .00 | .0 |
| WORK ORDER- 09-13-96 | WORK BEGAN- 00-00-00 | | | | | |
| DATE WORK COMPLETED- | TIME COMPUTED 12-13-96 | | | | | |
| CONTRACT WORKING DAYS- 55 | ADDL DAYS GRANTED- | | | | | |
| WORKING DAYS CHARGED- 0 | PERCENT TIME USED- 0 | | | | | |
| L.M. BENAVIDEZ CONSTRUCTION, INC. | | | | | | |
| CONTRACT 08963016 | | TOTALS | 118,044.00 | .00 | .00 | 0.0 |
| CASS VA 0919-00-052 C 919-00-52 RAISED REFLECTIVE PAVEMENT MARKERS | | VARIOUS LOCATIONS IN ATLANTA DISTRICT .001 | \$ 193,816.17 | \$ 27,854.94 | 101,161.62 | 54.9 |
| WORK ORDER- 09-11-96 | WORK BEGAN- 11-12-96 | | | | | |
| DATE WORK COMPLETED- | TIME COMPUTED 09-27-96 | | | | | |
| CONTRACT WORKING DAYS- 45 | ADDL DAYS GRANTED- 3 | | | | | |
| WORKING DAYS CHARGED- 39 | PERCENT TIME USED- 81 | | | | | |
| STRIPING TECHNOLOGY, INC. | | | | | | |
| CONTRACT 08963022 | | TOTALS | 193,816.17 | 27,854.94 | 101,161.62 | 54.9 |
| CASS US 59 0218-04-070 NH 96(832)M GR,STR,ACP BS,CPCD,C&G,TS,SIGNS & PM | | SH 77 WEST 0.1 MI S OF FM 2328 N 2.591 | \$ 11,379,294.02 | \$.00 | 5,936.55 | .0 |
| WORK ORDER- 11-04-96 | WORK BEGAN- 01-06-97 | | | | | |
| DATE WORK COMPLETED- | TIME COMPUTED 01-06-97 | | | | | |
| CONTRACT WORKING DAYS- 320 | ADDL DAYS GRANTED- | | | | | |
| WORKING DAYS CHARGED- 0 | PERCENT TIME USED- 0 | | | | | |
| T. L. JAMES & COMPANY, INC. | | | | | | |
| CONTRACT 09963037 | | TOTALS | 11,379,294.02 | .00 | 5,936.55 | 0.0 |
| HARRISON SH 154 0402-04-028 CD 402-4-28 GR, ST, C&G, BASE, SURF, SIGN & PAV MARK | | JONES ROAD LOOP 390 .753 | \$ 764,464.99 | \$.00 | .00 | .0 |
| WORK ORDER- 03-05-97 | WORK BEGAN- 00-00-00 | | | | | |
| DATE WORK COMPLETED- | TIME COMPUTED 03-21-97 | | | | | |
| CONTRACT WORKING DAYS- 140 | ADDL DAYS GRANTED- | | | | | |
| WORKING DAYS CHARGED- 0 | PERCENT TIME USED- 0 | | | | | |
| REYNOLDS & KAY, INC. | | | | | | |
| CONTRACT 01973069 | | TOTALS | 764,464.99 | .00 | .00 | 0.0 |

* NO CURRENT ESTIMATE PROCESSED AT THE *
* TIME OF THIS RUN *

| * CONTRACT IDENTIFICATION AND INFORMATION | | * LENGTH | * CONTRACT AMOUNT | * AMOUNT THIS ESTIMATE | * TOTAL ESTIMATE TO DATE | * % COMP |
|--|--|----------|-------------------|------------------------|--------------------------|----------|
| HARRISON FM 31 0640-01-032 AR 640-1-32 FM 451 IN ELYSIAN FIELDS PANOLA COUNTY LINE | | 7.748 | \$ 1,627,829.32 | .00 | .00 | .0 |
| GR, STRS, ASRB, FLEX BS, SURF TRT, & PM | | | | | | |
| WORK ORDER- 00-00-00 DATE WORK COMPLETED- CONTRACT WORKING DAYS- WORKING DAYS CHARGED- | | 90 0 | | | | |
| WORK BEGAN- 00-00-00 TIME COMPUTED 00-00-00 ADDL DAYS GRANTED- PERCENT TIME USED- | | 0 | | | | |
| H. V. CAVER, INC. | | | | | | |
| CONTRACT 02973046 | | TOTALS | 1,627,829.32 | .00 | .00 | 0.0 |
| HARRISON US 59 0063-09-011 NH 96(613)R 0.1 MI S OF FM 1186 PANOLA COUNTY LINE | | 4.062 | \$ 3,294,937.89 | 230.11 | 3,302,759.40 | 100.0 |
| PLN ACP, GR, LTG, ACP, BR RAIL, MBGF, PM | | | | | | |
| WORK ORDER- 04-16-96 DATE WORK COMPLETED- 02-04-97 CONTRACT WORKING DAYS- 100 WORKING DAYS CHARGED- 103 | | | | | | |
| WORK BEGAN- 05-15-96 TIME COMPUTED 05-02-96 ADDL DAYS GRANTED- PERCENT TIME USED- 103 | | | | | | |
| MADDEN CONTRACTING COMPANY, INC. | | | | | | |
| CONTRACT 03963055 | | TOTALS | 3,294,937.89 | 230.11 | 3,302,759.40 | 100.0 |
| MARION US 59 0062-05-042 MANH 95(65)M 0.6 MI N OF BLACK CYPRESS BAYOU RELIEF 0.9 MI N OF SH 49 | | 1.249 | \$ 5,017,321.93 | 15,640.05 | 3,453,452.81 | 72.4 |
| GR, STRS & SURF | | | | | | |
| WORK ORDER- 11-13-95 DATE WORK COMPLETED- CONTRACT WORKING DAYS- 330 WORKING DAYS CHARGED- 212 | | | | | | |
| WORK BEGAN- 11-20-95 TIME COMPUTED 11-29-95 ADDL DAYS GRANTED- 1 PERCENT TIME USED- 64 | | | | | | |
| INTERSTATE CONTRACTING CORPORATION | | | | | | |
| CONTRACT 10950003 | | TOTALS | 5,017,321.93 | 15,640.05 | 3,453,452.81 | 72.4 |
| PANOLA US 59 0063-10-008 NH 97(90) HARRISON COUNTY LINE 0.1 KM N. OF FM 2792 | | 6.850 | \$ 3,526,892.21 | .00 | .00 | .0 |
| PLN ACP, GR, LTG, ACP, BR RAIL, MBGF, PM | | | | | | |
| WORK ORDER- 02-20-97 DATE WORK COMPLETED- CONTRACT WORKING DAYS- 115 WORKING DAYS CHARGED- 0 | | | | | | |
| WORK BEGAN- 00-00-00 TIME COMPUTED 03-08-97 ADDL DAYS GRANTED- PERCENT TIME USED- 0 | | | | | | |
| M. HANNA CONSTRUCTION CO., INC. | | | | | | |
| CONTRACT 01973005 | | TOTALS | 3,526,892.21 | .00 | .00 | 0.0 |
| PANOLA US 59 0063-03-047 NH 96(880)R VARIOUS LOCATIONS | | .030 | \$ 254,219.78 | 27,347.48 | 315,257.96 | 99.9 |
| CPR, CLEAN & SEAL PAVEMENT JOINTS | | | | | | |
| WORK ORDER- 10-16-96 DATE WORK COMPLETED- CONTRACT WORKING DAYS- 40 WORKING DAYS CHARGED- 31 | | | | | | |
| WORK BEGAN- 11-12-96 TIME COMPUTED 11-01-96 ADDL DAYS GRANTED- PERCENT TIME USED- 78 | | | | | | |
| SCR CONSTRUCTION CO., INC. | | | | | | |
| CONTRACT 09963027 | | TOTALS | 254,219.78 | 27,347.48 | 315,257.96 | 99.9 |
| PANOLA US 59 0063-03-048 NH 97(10) FM 2792 US 79 N OF CARTHAGE | | 9.412 | \$ 87,305.90 | 570.00 | 78,366.39 | 94.4 |
| SAFETY END TREATMENTS | | | | | | |
| WORK ORDER- 11-06-96 DATE WORK COMPLETED- CONTRACT WORKING DAYS- 40 WORKING DAYS CHARGED- 16 | | | | | | |
| WORK BEGAN- 11-14-96 TIME COMPUTED 11-22-96 ADDL DAYS GRANTED- PERCENT TIME USED- 40 | | | | | | |
| SKYHANK CONSTRUCTION CO., INC. | | | | | | |
| CONTRACT 10963026 | | TOTALS | 87,305.90 | 570.00 | 78,366.39 | 94.4 |

| * CONTRACT IDENTIFICATION AND INFORMATION | | * LENGTH | * CONTRACT AMOUNT | * AMOUNT THIS ESTIMATE | * TOTAL ESTIMATE TO DATE | * % COMP |
|---|------------------------|--|-------------------|------------------------|--------------------------|----------|
| TITUS SH 49 0222-01-040 STP 97(132)R PL ACP,LM TRT EXT BS,OCST,ACP SURF&PV MK | | 1.2 KM E OF US 271 IN MOUNT PLEASANT 2.3 KM E OF US 271 | 1.017 | \$ 389,196.07 | .00 | .0 |
| WORK ORDER- 00-00-00 | WORK BEGAN- 00-00-00 | | | | | |
| DATE WORK COMPLETED- | TIME COMPUTED 00-00-00 | | | | | |
| CONTRACT WORKING DAYS- | ADDL DAYS GRANTED- | | | | | |
| WORKING DAYS CHARGED- | PERCENT TIME USED- 0 | | | | | |
| BUSTER PAVING CO., INC. | | | | | | |
| CONTRACT 02973015 | | TOTALS | 389,196.07 | .00 | .00 | 0.0 |
| TITUS US 271 0248-01-055 C 248-1-55 AT INTERSECTION OF ARIZONA ST. IN MOUNT PLEASANT INSTALLATION OF HIGHWAY TRAFFIC SIGNALS | | .002 | \$ 89,739.15 | 46,109.87 | 127,727.70 | 99.9 |
| WORK ORDER- 05-13-96 | WORK BEGAN- 08-13-96 | | | | | |
| DATE WORK COMPLETED- | TIME COMPUTED 08-12-96 | | | | | |
| CONTRACT WORKING DAYS- | ADDL DAYS GRANTED- | | | | | |
| WORKING DAYS CHARGED- | PERCENT TIME USED- 42 | | | | | |
| APS ELECTRICAL | | | | | | |
| CONTRACT 04963049 | | TOTALS | 89,739.15 | 46,109.87 | 127,727.70 | 99.9 |
| TITUS CR 0919-30-016 BR 94(115)OX ON CR 321, AT LAKE BOB SANDLIN TRIBUTARY REPLACE BRIDGE AND APPROACHES | | .125 | \$ 144,813.26 | 3,273.20 | 152,158.66 | 100.0 |
| WORK ORDER- 07-31-96 | WORK BEGAN- 08-26-96 | | | | | |
| DATE WORK COMPLETED- | TIME COMPUTED 08-16-96 | | | | | |
| CONTRACT WORKING DAYS- | ADDL DAYS GRANTED- | | | | | |
| WORKING DAYS CHARGED- | PERCENT TIME USED- 87 | | | | | |
| BOWIE BRIDGE, LLC | | | | | | |
| CONTRACT 05963039 | | TOTALS | 144,813.26 | 3,273.20 | 152,158.66 | 100.0 |
| TITUS US 271 0248-01-054 NH 96(665)R 1.8 MI S OF SH 49 0.08 MI S OF SH 49 GR,PL,LTS,ACP BS. & SF,CON PV,C&G,PM | | 1.717 | \$ 2,766,122.05 | 11,840.23 | 1,228,502.10 | 46.7 |
| WORK ORDER- 05-31-96 | WORK BEGAN- 06-17-96 | | | | | |
| DATE WORK COMPLETED- | TIME COMPUTED 06-16-96 | | | | | |
| CONTRACT WORKING DAYS- | ADDL DAYS GRANTED- | | | | | |
| WORKING DAYS CHARGED- | PERCENT TIME USED- 69 | | | | | |
| BUSTER PAVING CO., INC. | | | | | | |
| CONTRACT 05963068 | | TOTALS | 2,766,122.05 | 11,840.23 | 1,228,502.10 | 46.7 |
| TITUS IH 30 0610-03-062 IM 30-3(96)153 FRANKLIN COUNTY LINE MORRIS COUNTY LINE CONC PVMT REPAIR & UNDERDRAIN | | .003 | \$ 679,207.00 | 8,401.07 | 520,898.01 | 80.7 |
| WORK ORDER- 10-02-96 | WORK BEGAN- 09-25-96 | | | | | |
| DATE WORK COMPLETED- | TIME COMPUTED 09-15-96 | | | | | |
| CONTRACT WORKING DAYS- | ADDL DAYS GRANTED- | | | | | |
| WORKING DAYS CHARGED- | PERCENT TIME USED- 48 | | | | | |
| DIAMOND K CORPORATION | | | | | | |
| CONTRACT 06963025 | | TOTALS | 679,207.00 | 8,401.07 | 520,898.01 | 80.7 |
| UPSHUR CR 0919-02-011 BR 93(122)OX ON CR 425 AT SABINE RIVER AT UPSHUR/ SMITH C/L REPLACE BRIDGE AND APPROACHES | | .121 | \$ 338,760.50 | .00 | .00 | .0 |
| WORK ORDER- 00-00-00 | WORK BEGAN- 00-00-00 | | | | | |
| DATE WORK COMPLETED- | TIME COMPUTED 00-00-00 | | | | | |
| CONTRACT WORKING DAYS- | ADDL DAYS GRANTED- | | | | | |
| WORKING DAYS CHARGED- | PERCENT TIME USED- 0 | | | | | |
| ROADWAY CONSTRUCTION, INC. | | | | | | |
| CONTRACT 02973058 | | TOTALS | 338,760.50 | .00 | .00 | 0.0 |

| * CONTRACT IDENTIFICATION AND INFORMATION | | * LENGTH | * CONTRACT AMOUNT | * AMOUNT THIS ESTIMATE | * TOTAL ESTIMATE TO DATE | * % COMP |
|---|---|---------------------------------------|-------------------|------------------------|--------------------------|----------|
| ***** | | | | | | |
| UPSHUR | VARIOUS LOCATIONS IN UPSHUR COUNTY | .003 | \$ 455,583.25 | \$ 36,428.46 | \$ 249,153.59 | 57.5 |
| VA | | | | | | |
| 0919-02-019 | | | | | | |
| MC 919-2-19 | METAL BEAM GUARD FENCE REPLACEMENT | | | | | |
| WORK ORDER- 09-04-96 | WORK BEGAN- 11-06-96 | | | | | |
| DATE WORK COMPLETED- | TIME COMPUTED 09-20-96 | | | | | |
| CONTRACT WORKING DAYS- 125 | ADDL DAYS GRANTED- | | | | | |
| WORKING DAYS CHARGED- 73 | PERCENT TIME USED- 58 | | | | | |
| TEXAS COMMERCIAL FENCE, INCORPORATED | | | | | | |
| | CONTRACT 07963043 | TOTALS | 455,583.25 | 36,428.46 | 249,153.59 | 57.5 |
| ***** | | | | | | |
| UPSHUR | AT KELSEY CREEK | .726 | \$ 1,950,634.96 | \$ 47,937.57 | \$ 501,137.23 | 27.0 |
| FM 852 | | | | | | |
| 0640-03-015 | | | | | | |
| BR 96(6) | REPLACE BRIDGE & APPRS | | | | | |
| WORK ORDER- 08-15-96 | WORK BEGAN- 09-03-96 | | | | | |
| DATE WORK COMPLETED- | TIME COMPUTED 08-31-96 | | | | | |
| CONTRACT WORKING DAYS- 120 | ADDL DAYS GRANTED- | | | | | |
| WORKING DAYS CHARGED- 44 | PERCENT TIME USED- 37 | | | | | |
| A. K. GILLIS & SONS, INC. | | | | | | |
| | CONTRACT 07963084 | TOTALS | 1,950,634.96 | 47,937.57 | 501,137.23 | 27.0 |
| ***** | | | | | | |
| UPSHUR | AT ALLIGATOR LAKE SLOUGH & DUCK POND SLOUGH | .730 | \$ 1,224,256.95 | \$ 28,106.27 | \$ 825,686.11 | 75.4 |
| US 259 | | | | | | |
| 0392-02-060 | | | | | | |
| BH 95(184) | WIDEN 4 BRIDGES AND APPROACHES | | | | | |
| WORK ORDER- 01-04-96 | WORK BEGAN- 02-13-96 | | | | | |
| DATE WORK COMPLETED- | TIME COMPUTED 01-20-96 | | | | | |
| CONTRACT WORKING DAYS- 115 | ADDL DAYS GRANTED- 17 | | | | | |
| WORKING DAYS CHARGED- 174 | PERCENT TIME USED- 132 | | | | | |
| DIAMOND K CORPORATION | | | | | | |
| | CONTRACT 11950061 | TOTALS | 1,224,256.95 | 28,106.27 | 825,686.11 | 75.4 |
| ***** | | | | | | |
| | | DISTRICT CONTRACT AMOUNT | | | 73,945,081.36 | |
| | | DISTRICT ESTIMATES THIS MONTH | | | 1,819,562.49 | |
| | | DISTRICT TOTAL ESTIMATES PAID TO DATE | | | 31,012,713.13 | |

| * CONTRACT IDENTIFICATION AND INFORMATION | | * LENGTH | * CONTRACT AMOUNT | * AMOUNT THIS ESTIMATE | * TOTAL ESTIMATE TO DATE | * % COMP |
|--|--|----------|-------------------|------------------------|--------------------------|----------|
| CHAMBERS FM 1985, SOUTH GALVESTON COUNTY LINE | | 7.273 | \$ 1,394,033.88 | \$ 400,191.78 | 900,212.36 | 67.9 |
| SH 124 0367-01-058 CSR 367-1-58 GR, BS, PVMT | | | | | | |
| WORK ORDER- 12-09-96 DATE WORK COMPLETED- CONTRACT WORKING DAYS- 90 WORKING DAYS CHARGED- 23 | | | | | | |
| WORK BEGAN- 12-19-96 TIME COMPUTED 12-25-96 ADDL DAYS GRANTED- PERCENT TIME USED- 26 | | | | | | |
| JONES G. FINKE INC. | | | | | | |
| CONTRACT 11963036 | | TOTALS | 1,394,033.88 | 400,191.78 | 900,212.36 | 67.9 |
| ***** | | | | | | |
| HARDIN CR 334 AT WALTON CRK | | .075 | \$ 143,159.55 | .00 | 133,944.82 | 98.4 |
| CS 0920-03-031 BR 93(336)OX BRIDGE REPL | | | | | | |
| HARDIN MORMON CHURCH RD AT DRAINAGE CRK | | .066 | \$ 129,624.76 | .00 | 10,545.00 | 8.5 |
| CR 0920-03-032 BR 93(340)OX REPL BRIDGE | | | | | | |
| HARDIN KIMANIS RD AT DRAINAGE DITCH | | .066 | \$ 117,968.01 | 6,738.54 | 105,642.01 | 94.2 |
| CS 0920-03-038 BR 93(371)OX BR REPL | | | | | | |
| WORK ORDER- 04-01-96 DATE WORK COMPLETED- CONTRACT WORKING DAYS- 138 WORKING DAYS CHARGED- 88 | | | | | | |
| WORK BEGAN- 06-03-96 TIME COMPUTED 04-17-96 ADDL DAYS GRANTED- PERCENT TIME USED- 64 | | | | | | |
| NORMAN HIGHWAY CONSTRUCTORS, INC. | | | | | | |
| CONTRACT 02960020 | | TOTALS | 390,752.32 | 6,738.54 | 250,131.83 | 67.3 |
| ***** | | | | | | |
| HARDIN SH 327 E OF SILSBEE, SH AT & SF RR | | 1.578 | \$ 2,153,202.86 | 17,848.87 | 263,650.85 | 12.8 |
| US 96 0065-05-114 NH 96(797)M GR STRS BS & SURF (ADD'L LANES) | | | | | | |
| WORK ORDER- 09-25-96 DATE WORK COMPLETED- CONTRACT WORKING DAYS- 126 WORKING DAYS CHARGED- 39 | | | | | | |
| WORK BEGAN- 11-11-96 TIME COMPUTED 10-11-96 ADDL DAYS GRANTED- PERCENT TIME USED- 31 | | | | | | |
| APAC-TEXAS, INC. | | | | | | |
| CONTRACT 08963096 | | TOTALS | 2,153,202.86 | 17,848.87 | 263,650.85 | 12.8 |
| ***** | | | | | | |
| HARDIN FM 1003 5.6 KM NORTH | | 6.007 | \$ 3,301,835.81 | .00 | .00 | .0 |
| US 69 0200-09-063 C 200-9-63 GR, STR, BS & PAV | | | | | | |
| WORK ORDER- 01-23-97 DATE WORK COMPLETED- CONTRACT WORKING DAYS- 147 WORKING DAYS CHARGED- 0 | | | | | | |
| WORK BEGAN- 00-00-00 TIME COMPUTED 02-08-97 ADDL DAYS GRANTED- PERCENT TIME USED- 0 | | | | | | |
| APAC-TEXAS, INC. | | | | | | |
| CONTRACT 12963010 | | TOTALS | 3,301,835.81 | .00 | .00 | 0.0 |
| ***** | | | | | | |
| JASPER INTER W/FM 2246 & FM 105 BU 96-E | | 11.867 | \$ 15,926,585.76 | 223,949.78 | 1,743,541.08 | 11.5 |
| US 96 0065-04-069 NH 96(794)M GR STRS BS & SURF | | | | | | |
| WORK ORDER- 10-02-96 DATE WORK COMPLETED- CONTRACT WORKING DAYS- 505 WORKING DAYS CHARGED- 31 | | | | | | |
| WORK BEGAN- 11-11-96 TIME COMPUTED 10-18-96 ADDL DAYS GRANTED- PERCENT TIME USED- 6 | | | | | | |
| ANGELO IAFRATE CONSTRUCTION COMPANY | | | | | | |
| CONTRACT 08963057 | | TOTALS | 15,926,585.76 | 223,949.78 | 1,743,541.08 | 11.5 |
| ***** | | | | | | |

| * CONTRACT IDENTIFICATION AND INFORMATION | | * LENGTH | * CONTRACT AMOUNT | * AMOUNT THIS ESTIMATE | * TOTAL ESTIMATE TO DATE | * % COMP |
|---|---|---|-------------------|------------------------|--------------------------|----------|
| ***** | | | | | | |
| JASPER CS 0920-12-018 BR 94(80)OX | SANDY CREEK AT PEACHTREE STREET REPL BR | .074 | \$ 211,292.00 | \$ 17,090.50 | 183,673.47 | 91.5 |
| WORK ORDER- 10-18-96 DATE WORK COMPLETED- CONTRACT WORKING DAYS- WORKING DAYS CHARGED- | 48 41 | WORK BEGAN- 11-04-96 TIME COMPUTED 11-03-96 ADDL DAYS GRANTED- PERCENT TIME USED- 85 | | | | |
| A. K. GILLIS & SONS, INC. | | | | | | |
| CONTRACT 08963088 | | TOTALS | 211,292.00 | 17,090.50 | 183,673.47 | 91.5 |
| ***** | | | | | | |
| JASPER US 190 0244-03-039 MAUSTP 95(308)UM | SH 63 NEWTON CO LINE GR, STR, BS SURF & PREP ROW | 1.666 | \$ 4,473,303.65 | \$ 50,809.34 | 2,432,478.89 | 57.2 |
| WORK ORDER- 11-29-95 DATE WORK COMPLETED- CONTRACT WORKING DAYS- WORKING DAYS CHARGED- | 356 177 | WORK BEGAN- 02-27-96 TIME COMPUTED 12-15-95 ADDL DAYS GRANTED- PERCENT TIME USED- 50 | | | | |
| APAC-TEXAS, INC. | | | | | | |
| CONTRACT 10950039 | | TOTALS | 4,473,303.65 | 50,809.34 | 2,432,478.89 | 57.2 |
| ***** | | | | | | |
| JEFFERSON US 69 0200-14-057 CL 200-14-57 | 0.1 MI W OF SP 380, EAST SH 347 LANDSCAPE DEVELOPMENT | 1.100 | \$ 71,509.50 | .00 | 60,200.88 | 88.6 |
| WORK ORDER- 03-28-96 DATE WORK COMPLETED- CONTRACT WORKING DAYS- WORKING DAYS CHARGED- | 80 53 | WORK BEGAN- 04-16-96 TIME COMPUTED 04-13-96 ADDL DAYS GRANTED- PERCENT TIME USED- 66 | | | | |
| S & K SERVICES, INC. | | | | | | |
| CONTRACT 02960068 | | TOTALS | 162,971.40 | .00 | 145,661.15 | 94.0 |
| ***** | | | | | | |
| JEFFERSON SH 73 0508-04-122 C 508-4-122 | 0.5 MI W OF TAYLORS BAYOU, WEST WEST OF JAP RD GR, STRS, FLEX BASE & SURF | 17.686 | \$ 25,202,559.30 | \$ 12,718.88 | 10,783,858.80 | 45.0 |
| WORK ORDER- 08-21-95 DATE WORK COMPLETED- CONTRACT WORKING DAYS- WORKING DAYS CHARGED- | 750 176 | WORK BEGAN- 09-21-95 TIME COMPUTED 09-06-95 ADDL DAYS GRANTED- PERCENT TIME USED- 23 | | | | |
| APAC-TEXAS, INC. | | | | | | |
| CONTRACT 07950003 | | TOTALS | 25,202,559.30 | 12,718.88 | 10,783,858.80 | 45.0 |
| ***** | | | | | | |
| JEFFERSON SH 105 0339-05-032 NH 95(59)M | WEST OF KEITH RD HARDIN CO LINE RECONSTRUCT TO FOUR LANES | 4.397 | \$ 10,894,324.67 | \$ 122,074.84 | 4,363,765.72 | 42.1 |
| WORK ORDER- 08-21-95 DATE WORK COMPLETED- CONTRACT WORKING DAYS- WORKING DAYS CHARGED- | 350 231 | WORK BEGAN- 11-07-95 TIME COMPUTED 09-06-95 ADDL DAYS GRANTED- PERCENT TIME USED- 66 | | | | |
| APAC-TEXAS, INC. | | | | | | |
| CONTRACT 07950073 | | TOTALS | 10,894,324.67 | 122,074.84 | 4,363,765.72 | 42.1 |
| ***** | | | | | | |
| JEFFERSON VA 0920-00-039 C 920-00-39 | DISTRICTWIDE LOOP DETECTOR INSTALLATION | .001 | \$ 128,987.28 | \$ 5,781.64 | 74,853.49 | 61.0 |

| * CONTRACT IDENTIFICATION AND INFORMATION | | * LENGTH | * CONTRACT AMOUNT | * AMOUNT THIS ESTIMATE | * TOTAL ESTIMATE TO DATE | * % COMP |
|--|-----------------------------------|----------|-------------------|------------------------|--------------------------|----------|
| JEFFERSON | DISTRICTWIDE | .001 | \$ 141,427.04 | \$ 11,864.15 | 64,481.38 | 47.9 |
| VA | | | | | | |
| 0920-00-040 | | | | | | |
| MC 920-00-40 | LOOP DETECTOR INSTALLATION | | | | | |
| WORK ORDER- 08-20-96 | WORK BEGAN- 10-30-96 | | | | | |
| DATE WORK COMPLETED- | TIME COMPUTED 09-20-96 | | | | | |
| CONTRACT WORKING DAYS- 145 | ADDL DAYS GRANTED- 1 | | | | | |
| WORKING DAYS CHARGED- 88 | PERCENT TIME USED- 60 | | | | | |
| TEJAS COMMUNICATIONS, INC. | | | | | | |
| CONTRACT 07963020 | | TOTALS | 270,414.32 | 17,645.79 | 139,334.87 | 54.2 |
| JEFFERSON | DISTRICTWIDE | .001 | \$ 288,462.19 | .00 | 292,887.33 | 99.9 |
| VA | | | | | | |
| 0920-00-041 | | | | | | |
| C 920-00-41 | STRIPING, PAV MARKERS | | | | | |
| JEFFERSON | DISTRICTWIDE | .001 | \$ 640,495.90 | .00 | 647,143.77 | 99.9 |
| VA | | | | | | |
| 0920-00-042 | | | | | | |
| MMP 920-00-42 | STRIPING, PAV MARKERS | | | | | |
| WORK ORDER- 10-04-95 | WORK BEGAN- 11-08-95 | | | | | |
| DATE WORK COMPLETED- | TIME COMPUTED 10-20-95 | | | | | |
| CONTRACT WORKING DAYS- 128 | ADDL DAYS GRANTED- | | | | | |
| WORKING DAYS CHARGED- 127 | PERCENT TIME USED- 99 | | | | | |
| PAIGE BARRICADES, INC. | | | | | | |
| CONTRACT 08950149 | | TOTALS | 928,958.09 | .00 | 940,031.10 | 99.9 |
| JEFFERSON | ALL NON-INTERSTATE NHS HIGHWAYS | 203.090 | \$ 499,299.25 | 105,079.17 | 490,269.32 | 99.9 |
| VA | DISTRICTWIDE | | | | | |
| 0920-00-045 | | | | | | |
| NH 96(796)R | GUARDRAIL | | | | | |
| WORK ORDER- 09-13-96 | WORK BEGAN- 10-09-96 | | | | | |
| DATE WORK COMPLETED- | TIME COMPUTED 09-29-96 | | | | | |
| CONTRACT WORKING DAYS- 60 | ADDL DAYS GRANTED- 31 | | | | | |
| WORKING DAYS CHARGED- 66 | PERCENT TIME USED- 73 | | | | | |
| WIDGEON CONSTRUCTION, INC. | | | | | | |
| CONTRACT 08963047 | | TOTALS | 499,299.25 | 105,079.17 | 490,269.32 | 99.9 |
| JEFFERSON | 39TH STREET FROM CLEVELAND STREET | .892 | \$ 1,977,453.75 | 167,849.20 | 640,777.11 | 34.1 |
| CS | FM 366 IN GROVES | | | | | |
| 0920-38-088 | | | | | | |
| MA STP 94(140)UM RECONST. GR, STR, BS & CONC PAV | | | | | | |
| WORK ORDER- 09-23-96 | WORK BEGAN- 10-21-96 | | | | | |
| DATE WORK COMPLETED- | TIME COMPUTED 10-09-96 | | | | | |
| CONTRACT WORKING DAYS- 110 | ADDL DAYS GRANTED- | | | | | |
| WORKING DAYS CHARGED- 41 | PERCENT TIME USED- 37 | | | | | |
| EXCAVATORS AND CONSTRUCTORS, INC. | | | | | | |
| CONTRACT 08963083 | | TOTALS | 1,977,453.75 | 167,849.20 | 640,777.11 | 34.1 |
| JEFFERSON | JEFFERSON & ORANGE COUNTIES | 79.401 | \$ 542,180.00 | .00 | 181,553.63 | 41.5 |
| IH 10 | | | | | | |
| 0920-00-046 | | | | | | |
| IM 10-8(144)797 | GUARDRAIL | | | | | |
| WORK ORDER- 11-15-96 | WORK BEGAN- 12-30-96 | | | | | |
| DATE WORK COMPLETED- | TIME COMPUTED 12-04-96 | | | | | |
| CONTRACT WORKING DAYS- 135 | ADDL DAYS GRANTED- | | | | | |
| WORKING DAYS CHARGED- 12 | PERCENT TIME USED- 9 | | | | | |
| INFRASTRUCTURE SERVICES, INC. | | | | | | |
| CONTRACT 10963056 | | TOTALS | 542,180.00 | .00 | 181,553.63 | 41.5 |
| JEFFERSON | HUMBLE RD | 1.818 | \$ 4,758,316.73 | 1,140.00 | 2,280.00 | .0 |
| FM 364 | S OF COLLEGE ST | | | | | |
| 0786-01-058 | | | | | | |
| DPR 0057(003) | GR STRS SS BS & PAV | | | | | |
| WORK ORDER- 12-19-96 | WORK BEGAN- 01-28-97 | | | | | |
| DATE WORK COMPLETED- | TIME COMPUTED 01-04-97 | | | | | |
| CONTRACT WORKING DAYS- 294 | ADDL DAYS GRANTED- | | | | | |
| WORKING DAYS CHARGED- 0 | PERCENT TIME USED- 0 | | | | | |
| APAC-TEXAS, INC. | | | | | | |
| CONTRACT 11963042 | | TOTALS | 4,758,316.73 | 1,140.00 | 2,280.00 | 0.0 |

| * CONTRACT IDENTIFICATION AND INFORMATION | | * LENGTH | * CONTRACT AMOUNT | * AMOUNT THIS ESTIMATE | * TOTAL ESTIMATE TO DATE | * % COMP |
|---|---|----------|-------------------|------------------------|--------------------------|----------|
| JEFFERSON | SH 73, NORTH FM 365 | 4.164 | \$ 6,363,129.11 | \$ 98,721.42 | \$ 98,721.42 | 1.6 |
| SP 93 | | | | | | |
| 1075-01-009 | | | | | | |
| C 1075-1-9 | GR, STRS, BASE & SURF | | | | | |
| WORK ORDER- 01-23-97 | WORK BEGAN- 02-20-97 | | | | | |
| DATE WORK COMPLETED- | TIME COMPUTED 02-08-97 | | | | | |
| CONTRACT WORKING DAYS- 475 | ADDL DAYS GRANTED- | | | | | |
| WORKING DAYS CHARGED- 0 | PERCENT TIME USED- 0 | | | | | |
| NORMAN HIGHWAY CONSTRUCTORS, INC. | | | | | | |
| CONTRACT 12963031 | | TOTALS | 6,363,129.11 | 98,721.42 | 98,721.42 | 1.6 |
| LIBERTY | AT TRINITY RIVER AND RELIEFS (18,19, 20, & 21) | .562 | \$ 4,231,983.30 | \$ 99,028.00 | \$ 1,351,516.55 | 33.6 |
| US 90 | | | | | | |
| 0028-03-081 | | | | | | |
| BR 95(161) | REPLACE AND/OR REHAB BRIDGE & APPROACHES | | | | | |
| LIBERTY | AT TRINITY RIVER | .280 | \$ 3,801,662.08 | \$ 75,468.00 | \$ 966,888.15 | 26.7 |
| US 90 | | | | | | |
| 0028-03-086 | | | | | | |
| BH 95(162) | MDN BRIDGE | | | | | |
| LIBERTY | TRINITY RIVER .15 MI. EAST OF FM 1409 IN DAYTON | 3.285 | \$ 6,358,051.10 | \$ 42,210.40 | \$ 658,347.48 | 10.8 |
| US 90 | | | | | | |
| 0028-03-090 | | | | | | |
| C 28-3-90 | GR, BS, PAV & STRS | | | | | |
| LIBERTY | EAST END OF TRINITY RIVER BRIDGE 0.38 MI EAST | .380 | \$ 654,921.76 | \$ -6,928.91 | \$ 566,461.09 | 92.1 |
| US 90 | | | | | | |
| 0028-04-063 | | | | | | |
| C 28-4-63 | GR, BS, PAV | | | | | |
| WORK ORDER- 07-26-96 | WORK BEGAN- 09-09-96 | | | | | |
| DATE WORK COMPLETED- | TIME COMPUTED 08-11-96 | | | | | |
| CONTRACT WORKING DAYS- 405 | ADDL DAYS GRANTED- | | | | | |
| WORKING DAYS CHARGED- 66 | PERCENT TIME USED- 16 | | | | | |
| KINSEL INDUSTRIES, INC. | | | | | | |
| CONTRACT 06963002 | | TOTALS | 15,046,618.24 | 209,777.49 | 3,543,213.27 | 24.8 |
| NEWTON | AT CANEY CREEK | .704 | \$ 872,583.74 | \$ 10,212.69 | \$ 801,126.51 | 96.6 |
| US 190 | | | | | | |
| 0244-04-041 | | | | | | |
| CSR 244-4-41 | GR, STR & SURF | | | | | |
| WORK ORDER- 11-29-95 | WORK BEGAN- 03-26-96 | | | | | |
| DATE WORK COMPLETED- | TIME COMPUTED 12-15-95 | | | | | |
| CONTRACT WORKING DAYS- 180 | ADDL DAYS GRANTED- | | | | | |
| WORKING DAYS CHARGED- 175 | PERCENT TIME USED- 97 | | | | | |
| APAC-TEXAS, INC. | | | | | | |
| CONTRACT 10950052 | | TOTALS | 872,583.74 | 10,212.69 | 801,126.51 | 96.6 |
| ORANGE | 0.7 MI E OF FM 2177 | .693 | \$ 2,659,318.60 | \$ 85,602.12 | \$ 807,757.82 | 31.9 |
| FM 1006 | FM 2177 | | | | | |
| 0882-02-047 | | | | | | |
| STP 96(591)R | GR, STR, PAV | | | | | |
| WORK ORDER- 07-12-96 | WORK BEGAN- 07-29-96 | | | | | |
| DATE WORK COMPLETED- | TIME COMPUTED 07-28-96 | | | | | |
| CONTRACT WORKING DAYS- 270 | ADDL DAYS GRANTED- | | | | | |
| WORKING DAYS CHARGED- 75 | PERCENT TIME USED- 28 | | | | | |
| C.C. CARLTON CONSTRUCTION CO. | | | | | | |
| CONTRACT 06963049 | | TOTALS | 2,659,318.60 | 85,602.12 | 807,757.82 | 31.9 |
| ORANGE | AT GSU CANAL | .103 | \$ 575,280.13 | \$ 14,545.13 | \$ 509,326.21 | 96.4 |
| SH 87 | | | | | | |
| 0306-02-057 | | | | | | |
| BR 95(160) | REPL BRIDGE | | | | | |
| WORK ORDER- 10-03-95 | WORK BEGAN- 01-03-95 | | | | | |
| DATE WORK COMPLETED- | TIME COMPUTED 10-19-95 | | | | | |
| CONTRACT WORKING DAYS- 120 | ADDL DAYS GRANTED- | | | | | |
| WORKING DAYS CHARGED- 152 | PERCENT TIME USED- 117 | | | | | |
| NORMAN HIGHWAY CONSTRUCTORS, INC. | | | | | | |
| CONTRACT 08950182 | | TOTALS | 575,280.13 | 14,545.13 | 509,326.21 | 96.4 |

| * CONTRACT IDENTIFICATION AND INFORMATION | | *LENGTH | * CONTRACT AMOUNT | * AMOUNT THIS ESTIMATE | * TOTAL ESTIMATE TO DATE | * % COMP |
|--|---|---------|-------------------|------------------------|--------------------------|----------|
| ORANGE IH 10 0028-09-102 CM 96(798)I | IH 10 EAST OF NECHES RIVER BRIDGE, WESTBOUND CHANGEABLE MESSAGE SIGN | .001 | \$ 100,266.55 | \$ 4,550.50 | \$ 7,172.50 | 7.5 |
| JEFFERSON US 69 0200-14-061 CM 96(799) | US 69 SOUTH OF SPUR 380, NORTHBOUND CHANGEABLE MESSAGE SIGNS | .001 | \$ 98,059.80 | \$ 9,795.45 | \$ 11,695.45 | 12.5 |
| JEFFERSON SH 347 0667-01-100 CM 96(799) | SH 347 SOUTH OF SPUR 380, NORTHBOUND CHANGEABLE MESSAGE SIGN | .001 | \$ 96,478.20 | \$ 7,372.00 | \$ 7,372.00 | 8.0 |
| JEFFERSON VA 0920-00-049 CM 96(799) | VARIOUS LOCATIONS IN JEFFERSON, ORANGE AND HARDIN COUNTIES (ON-SYSTEM) CHANGEABLE MESSAGE SIGNS | .001 | \$ 704,453.25 | \$ 46,191.68 | \$ 92,447.86 | 13.8 |
| WORK ORDER- 09-11-96 WORK BEGAN- 01-27-97 DATE WORK COMPLETED- TIME COMPUTED 01-27-97 CONTRACT WORKING DAYS- 80 ADDL DAYS GRANTED- WORKING DAYS CHARGED- 16 PERCENT TIME USED- 20 | | | | | | |
| AUSTIN TRAFFIC SIGNAL CONSTRUCTION CO. | | | | | | |
| CONTRACT 08963017 | | TOTALS | 999,257.80 | 67,909.63 | 118,687.81 | 12.5 |
| ORANGE FM 105 0689-02-020 AR 689-2-20 | SH 62 1.415 MI (WEST) GR STRS BS & SURF | 1.415 | \$ 1,688,799.70 | \$ 3,511.62 | \$ 90,538.32 | 5.6 |
| WORK ORDER- 09-25-96 WORK BEGAN- 11-18-96 DATE WORK COMPLETED- TIME COMPUTED 10-11-96 CONTRACT WORKING DAYS- 195 ADDL DAYS GRANTED- WORKING DAYS CHARGED- 6 PERCENT TIME USED- 3 | | | | | | |
| APAC-TEXAS, INC. | | | | | | |
| CONTRACT 08963100 | | TOTALS | 1,688,799.70 | 3,511.62 | 90,538.32 | 5.6 |
| ORANGE IH 10 0028-09-101 CPM 28-9-101 | NECHES RIVER 4.0 MI EAST (SERV RDS) SEAL COAT | 3.945 | \$ 267,801.95 | .00 | \$ 246,489.54 | 92.0 |
| ORANGE IH 10 0028-11-168 CPM 28-11-168 | FM 1135, EAST SH 62 (SERV RD) SEAL COAT | 7.358 | \$ 87,819.31 | .00 | \$ 84,237.04 | 95.9 |
| JASPER US 96 0064-07-033 CPM 64-7-33 | SABINE CO LINE 5.39 MI SOUTH SEAL COAT | 5.390 | \$ 162,229.99 | .00 | \$ 160,462.28 | 98.9 |
| JASPER US 96 0064-08-043 CPM 64-8-43 | 5.39 MI S OF SABINE CO LINE 0.6 MI SOUTH SEAL COAT | .588 | \$ 13,994.80 | .00 | \$ 17,240.87 | 99.9 |
| TYLER US 69 0200-05-034 CPM 200-5-34 | 5.8 MI N OF FM 256, SOUTH FM 256 SEAL COAT | 5.792 | \$ 214,147.43 | .00 | \$ 206,476.86 | 96.4 |
| TYLER US 69 0200-06-039 CPM 200-6-39 | FM 256 0.5 MI SOUTH SEAL COAT | .457 | \$ 16,603.85 | .00 | \$ 16,727.91 | 99.9 |
| HARDIN US 69 0200-09-062 CPM 200-9-62 | TYLER CO LINE, SOUTH VILLAGE CREEK SEAL COAT | 2.998 | \$ 80,551.85 | .00 | \$ 80,160.12 | 99.5 |

| * CONTRACT IDENTIFICATION AND INFORMATION | | * LENGTH | * CONTRACT AMOUNT | * AMOUNT THIS ESTIMATE | * TOTAL ESTIMATE TO DATE | * % COMP |
|--|--|----------|-------------------|------------------------|--------------------------|----------|
| TYLER US 190 0213-06-033 CPM 213-6-33 | 4.3 MI W OF US 69, EAST US 69 SEAL COAT | 4.321 | \$ 150,536.82 | \$.00 | 148,729.55 | 98.7 |
| NEWTON SH 63 0214-03-020 CPM 214-3-20 | SH 87, EAST SABINE RIVER SEAL COAT | 10.009 | \$ 138,876.21 | \$.00 | 136,579.25 | 98.3 |
| CHAMBERS SH 61 0242-03-061 CPM 242-3-61 | LIBERTY CO LINE, SOUTH KANSAS ST IN ANAHUAC (SECTIONS) SEAL COAT | 6.879 | \$ 112,792.11 | \$.00 | 112,892.48 | 99.9 |
| CHAMBERS FM 1985 0242-06-013 CPM 242-6-13 | OYSTER BAYOU, EAST SH 124 SEAL COAT | 9.633 | \$ 101,797.62 | \$.00 | 102,272.88 | 99.9 |
| NEWTON SH 62 0243-02-012 CPM 243-2-12 | JASPER CO LINE 0.9 MI SOUTH SEAL COAT | .896 | \$ 21,906.03 | \$.00 | 22,397.17 | 99.9 |
| JASPER FM 2938 0243-05-007 CPM 243-5-7 | SH 62 NORTH SH 62 SOUTH SEAL COAT | 3.502 | \$ 41,978.66 | \$.00 | 42,081.00 | 99.9 |
| NEWTON SH 87 0304-06-060 CPM 304-6-60 | 0.2 MI N OF US 190, SOUTH US 190 SEAL COAT | .139 | \$ 5,493.56 | \$.00 | 5,276.70 | 96.0 |
| NEWTON SH 87 0305-01-027 CPM 305-1-27 | US 190 2.5 MI SOUTH SEAL COAT | 2.261 | \$ 73,730.84 | \$.00 | 74,939.76 | 99.9 |
| NEWTON SH 87 0305-03-035 CPM 305-3-35 | 0.2 MI N OF FM 1416 6.6 MI SOUTH SEAL COAT | 6.584 | \$ 182,384.33 | \$.00 | 181,678.58 | 99.6 |
| NEWTON SH 87 0305-05-029 CPM 305-5-29 | 3.8 MI N OF SH 12, SOUTH SH 12 SEAL COAT | 3.784 | \$ 80,230.65 | \$.00 | 78,751.00 | 98.1 |
| JEFFERSON SH 87 0307-01-127 CPM 307-1-127 | INTRACOASTAL CANAL, SOUTH 0.25 MI N OF FM 3322 SEAL COAT | 7.405 | \$ 122,453.77 | \$.00 | 116,335.23 | 95.0 |
| JEFFERSON SH 87 0307-02-047 CPM 307-2-47 | 0.25 MI N OF FM 3322, SOUTH FM 3322 SEAL COAT | .250 | \$ 6,137.53 | \$.00 | 5,714.84 | 93.1 |
| LIBERTY SH 146 0388-03-066 CPM 388-3-66 | SH 105, SOUTH LP 227 (SECTIONS) SEAL COAT | 8.785 | \$ 153,111.87 | \$.00 | 148,754.19 | 97.1 |
| HARDIN SH 326 0601-01-051 CPM 601-1-51 | 0.1 MI S OF FM 1293 2.4 MI SOUTH SEAL COAT | 2.402 | \$ 64,321.43 | \$.00 | 63,216.03 | 98.2 |
| HARDIN SH 327 0602-01-038 CPM 602-1-38 | 0.2 MI E OF US 69 3.5 MI EAST SEAL COAT | 3.321 | \$ 84,234.67 | \$.00 | 83,927.41 | 99.6 |

| * CONTRACT IDENTIFICATION AND INFORMATION | | * LENGTH | * CONTRACT AMOUNT | * AMOUNT THIS ESTIMATE | * TOTAL ESTIMATE TO DATE | * % COMP |
|--|---|----------|-------------------|------------------------|--------------------------|----------|
| LIBERTY FM 1409 0762-02-033 CPM 762-2-33 | US 90 1.1 MI SOUTH SEAL COAT | 1.175 | \$ 26,994.48 | \$.00 | 27,174.80 | 99.9 |
| HARDIN FM 418 0784-01-036 CPM 784-1-36 | FM 92, EAST BU 96 F SEAL COAT | 1.653 | \$ 31,166.04 | \$.00 | 31,026.10 | 99.5 |
| JASPER FM 1131 0784-03-011 CPM 784-3-11 | FM 105, SOUTH ORANGE CO LINE SEAL COAT | 7.586 | \$ 89,377.38 | \$.00 | 88,411.77 | 98.9 |
| ORANGE FM 1131 0784-04-016 CPM 784-4-16 | JASPER CO LINE 3.8 MI SOUTH SEAL COAT | 3.861 | \$ 45,535.57 | \$.00 | 50,067.53 | 99.9 |
| ORANGE FM 1132 0784-05-025 CPM 784-5-25 | SH 12, SOUTH IH 10 SEAL COAT | 1.651 | \$ 22,736.17 | \$.00 | 21,629.57 | 95.1 |
| LIBERTY FM 160 0787-02-013 CPM 787-2-13 | FM 770 3.9 MI WEST SEAL COAT | 3.882 | \$ 58,767.84 | \$.00 | 58,863.21 | 99.9 |
| LIBERTY FM 787 0813-01-084 CPM 813-1-84 | 1.6 MI W OF FM 2518, EAST SH 146 (SECTIONS) SEAL COAT | 8.950 | \$ 143,419.39 | \$.00 | 141,057.09 | 98.3 |
| ORANGE FM 105 0883-02-061 CPM 883-2-61 | OLD HWY 90 6.3 MI SOUTH SEAL COAT | 6.295 | \$ 105,664.51 | \$.00 | 101,258.03 | 95.8 |
| JEFFERSON FM 365 0932-01-084 CPM 932-1-84 | SP 93, EAST US 69 SEAL COAT | 2.253 | \$ 56,708.29 | \$.00 | 55,415.54 | 97.7 |
| LIBERTY SH 105 0951-01-049 CPM 951-1-49 | SH 321, EAST FM 2518 SEAL COAT | 2.734 | \$ 46,248.01 | \$.00 | 45,665.43 | 98.7 |
| LIBERTY FM 1008 0952-01-041 CPM 952-1-41 | 9.3 MI N OF SH 321, SOUTH SH 321 SEAL COAT | 8.662 | \$ 136,346.96 | \$.00 | 134,357.60 | 98.5 |
| HARDIN FM 770 1096-01-041 CPM 1096-1-41 | 2.5 MI E OF SH 105, WEST LIBERTY CO LINE SEAL COAT | 6.708 | \$ 113,812.94 | \$.00 | 109,958.44 | 96.6 |
| LIBERTY FM 770 1096-02-036 CPM 1096-2-36 | HARDIN CO LINE 6.1 MI SOUTH SEAL COAT | 6.053 | \$ 131,886.68 | \$.00 | 144,142.57 | 99.9 |
| LIBERTY FM 770 1096-03-013 CPM 1096-3-13 | US 90 4.0 MI SOUTH SEAL COAT | 4.093 | \$ 47,675.56 | \$.00 | 46,569.00 | 97.6 |
| JASPER FM 777 1109-01-017 CPM 1109-1-17 | 4.7 MI S OF FM 2799, NORTH FM 2799 SEAL COAT | 4.645 | \$ 58,874.36 | \$.00 | 59,333.30 | 99.9 |

| * CONTRACT IDENTIFICATION AND INFORMATION | | * LENGTH | * CONTRACT AMOUNT | * AMOUNT THIS ESTIMATE | * TOTAL ESTIMATE TO DATE | * % COMP |
|---|--|----------|-------------------|------------------------|--------------------------|----------|
| JASPER FM 1004 1274-01-013 CPM 1274-1-13 | US 96, EAST NEMTON CO LINE SEAL COAT | 2.450 | \$ 31,384.04 | \$.00 | 31,194.81 | 99.3 |
| JASPER FM 1005 1275-01-029 CPM 1275-1-29 | US 96, SOUTH FM 1013 SEAL COAT | 10.367 | \$ 128,183.60 | \$.00 | 127,588.26 | 99.5 |
| ORANGE FM 1130 1284-01-049 CPM 1284-1-49 | SRA CANAL, SOUTH FM 3247 SEAL COAT | 6.671 | \$ 89,399.53 | \$.00 | 84,906.70 | 94.9 |
| ORANGE FM 1136 1285-01-011 CPM 1285-1-11 | SH 12 4.7 MI SOUTH SEAL COAT | 4.749 | \$ 51,918.45 | \$.00 | 52,213.99 | 99.9 |
| CHAMBERS FM 1941 1580-02-018 CPM 1580-2-18 | SH 65, SE SH 124 SEAL COAT | 13.550 | \$ 142,445.80 | \$.00 | 144,229.34 | 99.9 |
| JEFFERSON SH 82 2367-01-035 CPM 2367-1-35 | MLK BRIDGE, EAST CAUSEWAY BRIDGE SEAL COAT | 8.158 | \$ 129,481.37 | \$.00 | 131,223.37 | 99.9 |
| LIBERTY FM 2518 2381-01-006 CPM 2381-1-6 | FM 787, SOUTH FM 163 SEAL COAT | 4.557 | \$ 65,147.49 | \$.00 | 228,047.31 | 99.9 |

WORK ORDER- 01-17-96 WORK BEGAN- 02-01-96
DATE WORK COMPLETED- TIME COMPUTED 02-01-96
CONTRACT WORKING DAYS- 75 ADDL DAYS GRANTED- 3
WORKING DAYS CHARGED- 27 PERCENT TIME USED- 35

* NO CURRENT ESTIMATE PROCESSED AT THE *
* TIME OF THIS RUN *

CLARK CONSTRUCTION CO., INC. CONTRACT 12950009 TOTALS 3,936,309.74 .00 4,049,674.45 99.9

| | | | | | |
|---|---------|-----------------|------------|------------|-----|
| ORANGE ETC OLD HMY 90, EAST FM | 402.310 | \$ 4,262,894.82 | 272,903.05 | 272,903.05 | 6.7 |
| IH 10 ETC 1135 | | | | | |
| 0028-11-169 ETC | | | | | |
| CPM 28-11-169 SEAL COAT | | | | | |

WORK ORDER- 01-21-97 WORK BEGAN- 02-24-97
DATE WORK COMPLETED- TIME COMPUTED 02-24-97
CONTRACT WORKING DAYS- 75 ADDL DAYS GRANTED-
WORKING DAYS CHARGED- 0 PERCENT TIME USED- 0

CLARK CONSTRUCTION CO., INC. CONTRACT 12963034 TOTALS 4,262,894.82 272,903.05 272,903.05 6.7

| | | | | | |
|---------------------------------------|-------|-----------------|-----------|------------|------|
| TYLER 3.258 MI WEST OF WOODVILLE | 3.842 | \$ 2,739,606.72 | 38,826.97 | 728,018.00 | 27.9 |
| US 190 WEST 4.0 MI | | | | | |
| 0213-06-032 | | | | | |
| CSR 213-6-32 STR, GR, BS & ACP | | | | | |

WORK ORDER- 09-18-96 WORK BEGAN- 10-04-96
DATE WORK COMPLETED- TIME COMPUTED 10-04-96
CONTRACT WORKING DAYS- 270 ADDL DAYS GRANTED-
WORKING DAYS CHARGED- 43 PERCENT TIME USED- 16

J-M PAYNE CONSTRUCTION CO., INC. CONTRACT 08963037 TOTALS 2,739,606.72 38,826.97 728,018.00 27.9

DISTRICT CONTRACT AMOUNT 112,231,282.39
DISTRICT ESTIMATES THIS MONTH 1,945,146.81
DISTRICT TOTAL ESTIMATES PAID TO DATE 34,481,187.04

| * CONTRACT IDENTIFICATION AND INFORMATION | | * LENGTH | * CONTRACT AMOUNT | * AMOUNT THIS ESTIMATE | * TOTAL ESTIMATE TO DATE | * % COMP |
|--|------------------------|----------|-------------------|------------------------|--------------------------|----------|
| BROOKS HIDALGO COUNTY LINE, NORTH US 281 1.03 KM SOUTH OF FM755 0255-04-070 CPM 255-4-70 MICRO-SURFACE | | 21.386 | \$ 515,690.69 | \$.00 | 3,730.65 | .7 |
| WORK ORDER- 12-03-96 | WORK BEGAN- 01-31-97 | | | | | |
| DATE WORK COMPLETED- | TIME COMPUTED 01-31-97 | | | | | |
| CONTRACT WORKING DAYS- 40 | ADDL DAYS GRANTED- | | | | | |
| WORKING DAYS CHARGED- 0 | PERCENT TIME USED- 0 | | | | | |
| CLARK CONSTRUCTION CO., INC. | | | | | | |
| CONTRACT 11963078 | | TOTALS | 515,690.69 | .00 | 3,730.65 | 0.7 |
| CAMERON 0.22 MI S OF MORNINGSIDE RD FM 1419 1.84 MI S OF MORNINGSIDE RD 1426-01-030 STP 96(44)UM GR, STRS & SURF | | 1.619 | \$ 2,555,306.60 | \$ 165,283.97 | 1,721,573.20 | 70.9 |
| WORK ORDER- 02-27-96 | WORK BEGAN- 04-01-96 | | | | | |
| DATE WORK COMPLETED- | TIME COMPUTED 03-14-96 | | | | | |
| CONTRACT WORKING DAYS- 240 | ADDL DAYS GRANTED- | | | | | |
| WORKING DAYS CHARGED- 191 | PERCENT TIME USED- 80 | | | | | |
| G & T PAVING COMPANY | | | | | | |
| CONTRACT 01960004 | | TOTALS | 2,555,306.60 | 165,283.97 | 1,721,573.20 | 70.9 |
| CAMERON US 83 EXPRESSWAY, SOUTH FM 733 BUSINESS 83 0872-03-008 CSR 872-3-8 RECONSTRUCT EXISTING ROADWAY | | .459 | \$ 91,606.38 | \$.00 | .00 | .0 |
| WORK ORDER- 00-00-00 | WORK BEGAN- 00-00-00 | | | | | |
| DATE WORK COMPLETED- | TIME COMPUTED 00-00-00 | | | | | |
| CONTRACT WORKING DAYS- 40 | ADDL DAYS GRANTED- | | | | | |
| WORKING DAYS CHARGED- 0 | PERCENT TIME USED- 0 | | | | | |
| BALLENGER CONSTRUCTION COMPANY | | | | | | |
| CONTRACT 01973035 | | TOTALS | 91,606.38 | .00 | .00 | 0.0 |
| CAMERON AT QUEEN ISABELLA CAUSEWAY PR 100 0331-04-037 CD 331-4-37 CONSTRUCT CATHODIC PROTECTION SYSTEM | | .001 | \$ 478,000.00 | \$.00 | .00 | .0 |
| WORK ORDER- 00-00-00 | WORK BEGAN- 00-00-00 | | | | | |
| DATE WORK COMPLETED- | TIME COMPUTED 00-00-00 | | | | | |
| CONTRACT WORKING DAYS- 60 | ADDL DAYS GRANTED- | | | | | |
| WORKING DAYS CHARGED- 0 | PERCENT TIME USED- 0 | | | | | |
| MCALLEN CONSTRUCTION, INC. | | | | | | |
| CONTRACT 02973075 | | TOTALS | 478,000.00 | .00 | .00 | 0.0 |
| CAMERON UNION CARBIDE CHANNEL SH 48 SHRIMP BASIN 0220-07-036 C 220-7-36 GR STRS BS & SURF (2 ADD'L LA) | | 2.346 | \$ 2,376,638.33 | \$ 18,782.17 | 2,201,709.56 | 97.5 |
| WORK ORDER- 06-06-96 | WORK BEGAN- 06-17-96 | | | | | |
| DATE WORK COMPLETED- | TIME COMPUTED 06-22-96 | | | | | |
| CONTRACT WORKING DAYS- 160 | ADDL DAYS GRANTED- | | | | | |
| WORKING DAYS CHARGED- 139 | PERCENT TIME USED- 87 | | | | | |
| WRIGHT MAY CONSTRUCTION, INC. | | | | | | |
| CONTRACT 04963043 | | TOTALS | 2,376,638.33 | 18,782.17 | 2,201,709.56 | 97.5 |
| CAMERON 1.19 MILES SOUTHEAST OF FM 1847 FM 511 1.84 MILES SOUTHEAST OF FM 1847 0684-01-042 C 684-1-42 CONSTRUCT RAILROAD UNDERPASS (PSN #9) | | 1.572 | \$ 3,199,424.98 | \$ 94,758.87 | 3,095,137.45 | 100.0 |
| WORK ORDER- 06-21-95 | WORK BEGAN- 07-07-95 | | | | | |
| DATE WORK COMPLETED- 02-07-97 | TIME COMPUTED 07-07-95 | | | | | |
| CONTRACT WORKING DAYS- 200 | ADDL DAYS GRANTED- | | | | | |
| WORKING DAYS CHARGED- 228 | PERCENT TIME USED- 100 | | | | | |
| FOREMOST PAVING, INC. | | | | | | |
| CONTRACT 05950060 | | TOTALS | 3,199,424.98 | 94,758.87 | 3,095,137.45 | 100.0 |

* NO CURRENT ESTIMATE PROCESSED AT THE
* TIME OF THIS RUN

* NO CURRENT ESTIMATE PROCESSED AT THE
* TIME OF THIS RUN

| * CONTRACT IDENTIFICATION AND INFORMATION | | * LENGTH | * CONTRACT AMOUNT | * AMOUNT THIS ESTIMATE | * TOTAL ESTIMATE TO DATE | * % COMP |
|---|--|----------|-------------------|------------------------|--------------------------|----------|
| CAMERON | 0.8 MI W OF US 77 | 3.603 | \$ 4,247,144.72 | \$ 1,542.20 | \$ 3,827,739.75 | 94.8 |
| BU 83-S | FM 800 | | | | | |
| 0039-06-026 | | | | | | |
| NH 95(72)M | WIDEN GR, STRS & SURF | | | | | |
| CAMERON | | .000 | \$.00 | \$.00 | \$ 28,258.04 | .0 |
| STOCK-ACCT 21-1-0310 | | | | | | |
| WORK ORDER- 08-22-95 | WORK BEGAN- 10-02-95 | | | | | |
| DATE WORK COMPLETED- | TIME COMPUTED 09-07-95 | | | | | |
| CONTRACT WORKING DAYS- | ADDL DAYS GRANTED- | 360 | | | | |
| WORKING DAYS CHARGED- | PERCENT TIME USED- | 305 | | | | 85 |
| FOREMOST PAVING, INC. | | | | | | |
| CONTRACT 07950010 | | TOTALS | 4,247,144.72 | 1,542.20 | 3,855,997.79 | 95.5 |
| CAMERON | SHRIMP CHANNEL IN PORT ISABEL | .096 | \$ 737,571.20 | \$ 21,237.47 | \$ 693,757.57 | 100.0 |
| SH 100 | | | | | | |
| 0331-02-038 | REPLACE STRUCTURE AND APPROACHES | | | | | |
| BR 96(792) | | | | | | |
| WORK ORDER- 08-21-96 | WORK BEGAN- 10-01-96 | | | | | |
| DATE WORK COMPLETED- | TIME COMPUTED 10-01-96 | | | | | |
| CONTRACT WORKING DAYS- | ADDL DAYS GRANTED- | 120 | | | | |
| WORKING DAYS CHARGED- | PERCENT TIME USED- | 103 | | | | 86 |
| MCALLEN CONSTRUCTION, INC. | | | | | | |
| CONTRACT 07963085 | | TOTALS | 737,571.20 | 21,237.47 | 693,757.57 | 100.0 |
| CAMERON | HISTORICAL MUSEUM ON 7TH ST | .001 | \$ 95,288.00 | \$.00 | \$.00 | .0 |
| VA | IN THE CITY OF BROWNSVILLE | | | | | |
| 0921-06-060 | | | | | | |
| STP 94(274)TE | RESTORE ANTIQUE ENGINE SHELTER | | | | | |
| WORK ORDER- 00-00-00 | WORK BEGAN- 00-00-00 | | | | | |
| DATE WORK COMPLETED- | TIME COMPUTED 00-00-00 | | | | | |
| CONTRACT WORKING DAYS- | ADDL DAYS GRANTED- | 90 | | | | |
| WORKING DAYS CHARGED- | PERCENT TIME USED- | 0 | | | | 0 |
| DOVACOR CONSTRUCTION | | | | | | |
| CONTRACT 07963105 | | TOTALS | 95,288.00 | .00 | .00 | 0.0 |
| CAMERON | ETC N. END HARRISON & TAYLOR AVE OVRPAS2.5 | 16.431 | \$ 1,452,912.46 | \$ 270,303.89 | \$ 779,700.44 | 56.4 |
| US 77 | ETC MILES NORTH OF COMBES | | | | | |
| 0039-07-184 | ETC | | | | | |
| CPM 39-7-184 | ACP OVERLAY | | | | | |
| WORK ORDER- 09-23-96 | WORK BEGAN- 10-15-96 | | | | | |
| DATE WORK COMPLETED- | TIME COMPUTED 10-15-96 | | | | | |
| CONTRACT WORKING DAYS- | ADDL DAYS GRANTED- | 60 | | | | |
| WORKING DAYS CHARGED- | PERCENT TIME USED- | 19 | | | | 32 |
| BALLENGER CONSTRUCTION COMPANY | | | | | | |
| CONTRACT 08963099 | | TOTALS | 1,452,912.46 | 270,303.89 | 779,700.44 | 56.4 |
| CAMERON | 1.8 MI S OF MORNINGSIDE RD | 2.574 | \$ 1,311,766.68 | \$ 175,387.73 | \$ 717,695.66 | 57.5 |
| FM 1419 | FM 3068 | | | | | |
| 1426-01-024 | | | | | | |
| STP 96(886)R | GR, STRS & SURF | | | | | |
| WORK ORDER- 10-17-96 | WORK BEGAN- 11-04-96 | | | | | |
| DATE WORK COMPLETED- | TIME COMPUTED 11-02-96 | | | | | |
| CONTRACT WORKING DAYS- | ADDL DAYS GRANTED- | 160 | | | | |
| WORKING DAYS CHARGED- | PERCENT TIME USED- | 76 | | | | 48 |
| WRIGHT MAY CONSTRUCTION, INC. | | | | | | |
| CONTRACT 09963053 | | TOTALS | 1,311,766.68 | 175,387.73 | 717,695.66 | 57.5 |
| CAMERON | CENTRAL BLVD AND WILDROSE LANE | .700 | \$ 379,602.85 | \$ 47,136.34 | \$ 224,673.00 | 62.3 |
| BU 77-Z | ETC | | | | | |
| 0039-10-055 | ETC | | | | | |
| STP 96(885)HES | A FULLY ACTIVATED TRAFFIC SIGNAL | | | | | |
| WORK ORDER- 12-17-96 | WORK BEGAN- 12-30-96 | | | | | |
| DATE WORK COMPLETED- | TIME COMPUTED 03-18-97 | | | | | |
| CONTRACT WORKING DAYS- | ADDL DAYS GRANTED- | 200 | | | | |
| WORKING DAYS CHARGED- | PERCENT TIME USED- | 0 | | | | 0 |
| V. C. HUFF, INC. | | | | | | |
| CONTRACT 10963011 | | TOTALS | 379,602.85 | 47,136.34 | 224,673.00 | 62.3 |

* NO CURRENT ESTIMATE PROCESSED AT THE TIME OF THIS RUN

| * CONTRACT IDENTIFICATION AND INFORMATION | | *LENGTH | * CONTRACT AMOUNT | * AMOUNT THIS ESTIMATE | * TOTAL ESTIMATE TO DATE | * % COMP |
|--|------------------------|---------|-------------------|------------------------|--------------------------|----------|
| CAMERON ELIZABETH ST IN BROMNSVILLE | | 3.505 | \$ 489,513.69 | \$ 361,917.48 | 499,293.18 | 99.9 |
| SH 4 SH 48 | | | | | | |
| 1504-01-030 CPM 1504-1-30 ACP OVERLAY | | | | | | |
| WORK ORDER- 12-02-96 | WORK BEGAN- 01-06-97 | | | | | |
| DATE WORK COMPLETED- | TIME COMPUTED 01-06-97 | | | | | |
| CONTRACT WORKING DAYS- 40 | ADDL DAYS GRANTED- | | | | | |
| WORKING DAYS CHARGED- 27 | PERCENT TIME USED- 68 | | | | | |
| WRIGHT WAY CONSTRUCTION, INC. | | | | | | |
| CONTRACT 10963067 | | TOTALS | 489,513.69 | 361,917.48 | 499,293.18 | 99.9 |
| CAMERON FM 1847 AT ARROYO CITY, NE | | 3.177 | \$ 2,939,750.45 | \$ 33,395.25 | 2,729,015.50 | 100.0 |
| FM 2925 LAGUNA ATASCOSA WILDLIFE REFUGE W. BNDRY | | | | | | |
| 0630-04-005 CSR 630-4-5 ADD SHOULDERS | | | | | | |
| WORK ORDER- 01-03-96 | WORK BEGAN- 01-22-96 | | | | | |
| DATE WORK COMPLETED- 02-28-97 | TIME COMPUTED 01-19-96 | | | | | |
| CONTRACT WORKING DAYS- 240 | ADDL DAYS GRANTED- | | | | | |
| WORKING DAYS CHARGED- 240 | PERCENT TIME USED- 100 | | | | | |
| G & T PAVING COMPANY | | | | | | |
| CONTRACT 11950023 | | TOTALS | 2,939,750.45 | 33,395.25 | 2,729,015.50 | 100.0 |
| CAMERON FM 3248 SOUTH | | 2.405 | \$ 3,847,789.57 | \$ 321,095.38 | 562,553.08 | 15.3 |
| FM 1847 FM 802 | | | | | | |
| 1801-02-011 STP 96(887)UM RECONST, GRADING, STR., LTS FB & ACP | | | | | | |
| WORK ORDER- 12-12-96 | WORK BEGAN- 01-02-97 | | | | | |
| DATE WORK COMPLETED- | TIME COMPUTED 12-28-96 | | | | | |
| CONTRACT WORKING DAYS- 260 | ADDL DAYS GRANTED- | | | | | |
| WORKING DAYS CHARGED- 34 | PERCENT TIME USED- 13 | | | | | |
| BALLENGER CONSTRUCTION COMPANY | | | | | | |
| CONTRACT 11963006 | | TOTALS | 3,847,789.57 | 321,095.38 | 562,553.08 | 15.3 |
| CAMERON ETC ARROYO COLORADO BRDG IN HARINGEN | | 97.062 | \$ 978,347.77 | \$ 59,170.84 | 59,170.84 | 6.3 |
| BU 77-X ETC S.MCCOLLOCH ST. IN SAN BENITO | | | | | | |
| 0039-12-041 ETC SEAL COAT | | | | | | |
| CPM 39-12-41 | | | | | | |
| WORK ORDER- 01-16-97 | WORK BEGAN- 02-28-97 | | | | | |
| DATE WORK COMPLETED- | TIME COMPUTED 02-28-97 | | | | | |
| CONTRACT WORKING DAYS- 90 | ADDL DAYS GRANTED- | | | | | |
| WORKING DAYS CHARGED- 0 | PERCENT TIME USED- 0 | | | | | |
| BRANNAN PAVING COMPANY, INC. | | | | | | |
| CONTRACT 12963013 | | TOTALS | 978,347.77 | 59,170.84 | 59,170.84 | 6.3 |
| HIDALGO SUGAR ROAD, EAST | | 2.614 | \$ 1,188,058.90 | \$.00 | .00 | .0 |
| US 83 "I" RD AT US 281/83 INTERCHANGE IN PHARR | | | | | | |
| 0039-17-129 NH 97(30) INSTALL INTELLIGENT TRANS. SYSTEM | | | | | | |
| WORK ORDER- 00-00-00 | WORK BEGAN- 00-00-00 | | | | | |
| DATE WORK COMPLETED- | TIME COMPUTED 00-00-00 | | | | | |
| CONTRACT WORKING DAYS- 180 | ADDL DAYS GRANTED- | | | | | |
| WORKING DAYS CHARGED- 0 | PERCENT TIME USED- 0 | | | | | |
| AUSTIN TRAFFIC SIGNAL CONSTRUCTION CO. | | | | | | |
| CONTRACT 02973048 | | TOTALS | 1,188,058.90 | .00 | .00 | 0.0 |
| HIDALGO 3 MI S OF BROOKS CO LINE | | 7.018 | \$ 3,926,857.28 | \$ 212,807.34 | 2,040,798.04 | 54.7 |
| US 281 10 MI S OF BROOKS CO LINE | | | | | | |
| 0255-06-047 NH 96(663)R RECONST SOUTH BOUND MAIN LANES | | | | | | |
| WORK ORDER- 05-28-96 | WORK BEGAN- 06-28-96 | | | | | |
| DATE WORK COMPLETED- | TIME COMPUTED 06-13-96 | | | | | |
| CONTRACT WORKING DAYS- 240 | ADDL DAYS GRANTED- | | | | | |
| WORKING DAYS CHARGED- 123 | PERCENT TIME USED- 51 | | | | | |
| FOREMOST PAVING, INC. | | | | | | |
| CONTRACT 04963039 | | TOTALS | 3,926,857.28 | 212,807.34 | 2,040,798.04 | 54.7 |

* NO CURRENT ESTIMATE PROCESSED AT THE TIME OF THIS RUN *

| * CONTRACT IDENTIFICATION AND INFORMATION | | * LENGTH | * CONTRACT AMOUNT | * AMOUNT THIS ESTIMATE | * TOTAL ESTIMATE TO DATE | * % COMP |
|---|------------------------|----------|-------------------|------------------------|--------------------------|----------|
| HIDALGO US 83, SOUTH FM 1015 2.0 MI S OF BU 83-S 1228-03-015 STP 96(98)MM WIDEN GR, STRS & SURF | | 3.255 | \$ 3,115,324.45 | \$ 424,321.03 | \$ 2,363,265.97 | 79.8 |
| WORK ORDER- 06-13-96 | WORK BEGAN- 09-24-96 | | | | | |
| DATE WORK COMPLETED- | TIME COMPUTED 06-29-96 | | | | | |
| CONTRACT WORKING DAYS- 220 | ADDL DAYS GRANTED- 5 | | | | | |
| WORKING DAYS CHARGED- 99 | PERCENT TIME USED- 44 | | | | | |
| BALLENGER CONSTRUCTION COMPANY | | TOTALS | 3,115,324.45 | 424,321.03 | 2,363,265.97 | 79.8 |
| HIDALGO 0.2 MI W OF "I" ROAD US 83 FM 2557 0039-17-118 NH 96(791)M RECONST AND ADD 2 LANES & WIDEN STR. | | 2.093 | \$ 14,121,909.45 | \$ 583,817.30 | \$ 4,047,897.99 | 30.1 |
| WORK ORDER- 07-25-96 | WORK BEGAN- 08-29-96 | | | | | |
| DATE WORK COMPLETED- | TIME COMPUTED 08-10-96 | | | | | |
| CONTRACT WORKING DAYS- 480 | ADDL DAYS GRANTED- 5 | | | | | |
| WORKING DAYS CHARGED- 94 | PERCENT TIME USED- 19 | | | | | |
| FOREMOST PAVING, INC. | | TOTALS | 14,121,909.45 | 583,817.30 | 4,047,897.99 | 30.1 |
| HIDALGO FM 1925 WEST, SOUTH FM 1015 SH 107 1228-02-019 CSR 1228-2-19 REHAB PAV & ADD PAV SHLDRS | | 1.499 | \$ 938,050.71 | \$ 185,937.44 | \$ 550,176.69 | 61.7 |
| WORK ORDER- 09-13-96 | WORK BEGAN- 11-04-96 | | | | | |
| DATE WORK COMPLETED- | TIME COMPUTED 09-29-96 | | | | | |
| CONTRACT WORKING DAYS- 160 | ADDL DAYS GRANTED- 4 | | | | | |
| WORKING DAYS CHARGED- 71 | PERCENT TIME USED- 43 | | | | | |
| SOUTH TEXAS UTILITY CONTRACTORS | | TOTALS | 938,050.71 | 185,937.44 | 550,176.69 | 61.7 |
| HIDALGO OLD IBWC FLOODWAY SOUTH LEVEE SP 115 INTERSECTION WITH ELMIRA 1804-01-048 STP 96(847)HES FULL TRAFFIC ACTUATED SIGNALS | | .400 | \$ 206,197.70 | \$ 230.47 | \$ 184,481.17 | 94.1 |
| WORK ORDER- 09-11-96 | WORK BEGAN- 10-24-96 | | | | | |
| DATE WORK COMPLETED- | TIME COMPUTED 12-11-96 | | | | | |
| CONTRACT WORKING DAYS- 60 | ADDL DAYS GRANTED- | | | | | |
| WORKING DAYS CHARGED- 50 | PERCENT TIME USED- 83 | | | | | |
| AUSTIN TRAFFIC SIGNAL CONSTRUCTION CO. | | TOTALS | 206,197.70 | 230.47 | 184,481.17 | 94.1 |
| HIDALGO 0.3 MI N OF FM 1016 SP 115 0.3 MI S OF FM 1016 1804-01-040 STP 95(298)HES GR, STRS, SURF & TRAFIC SIGNALS | | .743 | \$ 4,707,046.86 | \$ 6,978.20 | \$ 4,418,777.04 | 98.8 |
| WORK ORDER- 11-08-95 | WORK BEGAN- 01-11-96 | | | | | |
| DATE WORK COMPLETED- | TIME COMPUTED 11-24-95 | | | | | |
| CONTRACT WORKING DAYS- 240 | ADDL DAYS GRANTED- 47 | | | | | |
| WORKING DAYS CHARGED- 264 | PERCENT TIME USED- 92 | | | | | |
| FOREMOST PAVING, INC. | | TOTALS | 4,707,046.86 | 6,978.20 | 4,418,777.04 | 98.8 |
| HIDALGO DISTRICTWIDE AT VARIOUS LOCATIONS VA ON EXPRESSWAY SYSTEM 0921-00-035 C 921-00-35 REHAB EXISTING SIGNS | | .100 | \$ 80,691.90 | \$ 71,383.85 | \$ 71,383.85 | 93.1 |
| WORK ORDER- 11-15-96 | WORK BEGAN- 02-17-97 | | | | | |
| DATE WORK COMPLETED- | TIME COMPUTED 12-01-96 | | | | | |
| CONTRACT WORKING DAYS- 60 | ADDL DAYS GRANTED- | | | | | |
| WORKING DAYS CHARGED- 10 | PERCENT TIME USED- 17 | | | | | |
| V. C. HUFF, INC. | | TOTALS | 80,691.90 | 71,383.85 | 71,383.85 | 93.1 |

| * CONTRACT IDENTIFICATION AND INFORMATION | | * LENGTH | * CONTRACT AMOUNT | * AMOUNT THIS ESTIMATE | * TOTAL ESTIMATE TO DATE | * % COMP |
|---|---|----------|-------------------|------------------------|--------------------------|----------|
| HIDALGO | AT BENTSEN-RIO GRANDE VALLEY STATE PARK | .001 | \$ 124,483.02 | \$ 48,195.10 | \$ 96,959.87 | 81.9 |
| PH | IN MISSION | | | | | |
| 0921-02-040 | | | | | | |
| C 921-2-40 | BOAT RAMP EXTENSION | | | | | |
| WORK ORDER- 12-06-96 | WORK BEGAN- 01-17-97 | | | | | |
| DATE WORK COMPLETED- | TIME COMPUTED 12-22-96 | | | | | |
| CONTRACT WORKING DAYS- | 80 ADDL DAYS GRANTED- | | | | | |
| WORKING DAYS CHARGED- | 35 PERCENT TIME USED- 44 | | | | | |
| SUMMIT CONTRACTING, INC. | | | | | | |
| CONTRACT 11963040 | | TOTALS | 124,483.02 | 48,195.10 | 96,959.87 | 81.9 |
| HIDALGO | FM 1924,NORTH | 11.199 | \$ 2,218,820.63 | \$ 353,618.66 | \$ 467,209.51 | 22.1 |
| FM 2894 | FM 2221 | | | | | |
| 2966-01-005 | | | | | | |
| STP 96(888)R | REHAB AND WIDEN EXISTING ROADWAY | | | | | |
| WORK ORDER- 12-17-96 | WORK BEGAN- 01-21-97 | | | | | |
| DATE WORK COMPLETED- | TIME COMPUTED 01-02-97 | | | | | |
| CONTRACT WORKING DAYS- | 240 ADDL DAYS GRANTED- | | | | | |
| WORKING DAYS CHARGED- | 35 PERCENT TIME USED- 15 | | | | | |
| SOUTH TEXAS UTILITY CONTRACTORS | | | | | | |
| CONTRACT 11963048 | | TOTALS | 2,218,820.63 | 353,618.66 | 467,209.51 | 22.1 |
| HIDALGO | DISTRICTWIDE | .001 | \$ 739,417.00 | \$.00 | \$.00 | .0 |
| VA | | | | | | |
| 0921-00-036 | | | | | | |
| MC 921-00-36 | NON-SITE SPECIFIC TRAFFIC SIGNALS | | | | | |
| WORK ORDER- 12-13-96 | WORK BEGAN- 02-28-97 | | | | | |
| DATE WORK COMPLETED- | TIME COMPUTED 12-29-96 | | | | | |
| CONTRACT WORKING DAYS- | 420 ADDL DAYS GRANTED- | | | | | |
| WORKING DAYS CHARGED- | 1 PERCENT TIME USED- 0 | | | | | |
| V. C. HUFF, INC. | | | | | | |
| CONTRACT 11963057 | | TOTALS | 739,417.00 | .00 | .00 | 0.0 |
| HIDALGO | MOORE RD , SOUTH | 1.446 | \$ 2,080,225.78 | \$ 52,801.05 | \$ 1,583,281.93 | 80.1 |
| US 281 | 0.2 MI N OF MAIN FLOODWAY BR | | | | | |
| 0255-09-067 | | | | | | |
| NH 96(14)M | GR, STRS & SURF | | | | | |
| WORK ORDER- 02-08-96 | WORK BEGAN- 04-22-96 | | | | | |
| DATE WORK COMPLETED- | TIME COMPUTED 02-24-96 | | | | | |
| CONTRACT WORKING DAYS- | 240 ADDL DAYS GRANTED- | | | | | |
| WORKING DAYS CHARGED- | 150 PERCENT TIME USED- 63 | | | | | |
| FOREMOST PAVING, INC. | | | | | | |
| CONTRACT 12950047 | | TOTALS | 2,080,225.78 | 52,801.05 | 1,583,281.93 | 80.1 |
| STARR | FM 755, EAST | 8.854 | \$ 1,308,383.50 | \$.00 | \$.00 | .0 |
| FM 1017 | FM 2294 | | | | | |
| 1227-03-011 | | | | | | |
| STP 97(29)R | REHAB AND WIDEN EXISTING FM ROADWAY | | | | | |
| WORK ORDER- 02-25-97 | WORK BEGAN- 00-00-00 | | | | | |
| DATE WORK COMPLETED- | TIME COMPUTED 03-13-97 | | | | | |
| CONTRACT WORKING DAYS- | 120 ADDL DAYS GRANTED- | | | | | |
| WORKING DAYS CHARGED- | 0 PERCENT TIME USED- 0 | | | | | |
| FOREMOST PAVING, INC. | | | | | | |
| CONTRACT 01973060 | | TOTALS | 1,308,383.50 | .00 | .00 | 0.0 |
| STARR | ON PETE DIAZ JR AVE FROM US 83 | .425 | \$ 440,266.96 | \$ 59,304.94 | \$ 305,155.22 | 72.9 |
| US 83 | STARR CAMARGO BR | | | | | |
| 0039-01-058 | | | | | | |
| DBU-STP 96(662)UM RECONST TO 4 LN DIV URBAN | | | | | | |
| WORK ORDER- 10-22-96 | WORK BEGAN- 11-05-96 | | | | | |
| DATE WORK COMPLETED- | TIME COMPUTED 11-07-96 | | | | | |
| CONTRACT WORKING DAYS- | 120 ADDL DAYS GRANTED- | | | | | |
| WORKING DAYS CHARGED- | 74 PERCENT TIME USED- 62 | | | | | |
| WRIGHT WAY CONSTRUCTION, INC. | | | | | | |
| CONTRACT 09963060 | | TOTALS | 440,266.96 | 59,304.94 | 305,155.22 | 72.9 |

* NO CURRENT ESTIMATE PROCESSED AT THE *
* TIME OF THIS RUN *

| * CONTRACT IDENTIFICATION AND INFORMATION | | * LENGTH | * CONTRACT AMOUNT | * AMOUNT THIS ESTIMATE | * TOTAL ESTIMATE TO DATE | * % COMP |
|---|------------------------|----------|-------------------|------------------------|--------------------------|----------|
| STARR US 83 0039-01-048 NH 96(846)M GR, STRS & SURF FOR TWO ADDL LA | | 4.009 | \$ 6,235,565.52 | \$ 481,186.04 | \$ 1,251,274.15 | 21.1 |
| WORK ORDER- 12-02-96 | WORK BEGAN- 12-26-96 | | | | | |
| DATE WORK COMPLETED- | TIME COMPUTED 12-18-96 | | | | | |
| CONTRACT WORKING DAYS- 400 | ADDL DAYS GRANTED- | | | | | |
| WORKING DAYS CHARGED- 49 | PERCENT TIME USED- 12 | | | | | |
| BALLENGER CONSTRUCTION COMPANY | | | | | | |
| CONTRACT 10963004 | | TOTALS | 6,235,565.52 | 481,186.04 | 1,251,274.15 | 21.1 |
| MILLACY FM 1015 1228-01-009 AR 1228-1-9 REHABILITATE PAVEMENT AND ADD SHOULDERS | | 2.077 | \$ 1,222,852.52 | \$ 35,704.31 | \$ 1,166,340.91 | 100.0 |
| WORK ORDER- 06-13-96 | WORK BEGAN- 07-01-96 | | | | | |
| DATE WORK COMPLETED- 02-12-97 | TIME COMPUTED 06-29-96 | | | | | |
| CONTRACT WORKING DAYS- 80 | ADDL DAYS GRANTED- | | | | | |
| WORKING DAYS CHARGED- 74 | PERCENT TIME USED- 93 | | | | | |
| BALLENGER CONSTRUCTION COMPANY | | | | | | |
| CONTRACT 05963106 | | TOTALS | 1,222,852.52 | 35,704.31 | 1,166,340.91 | 100.0 |
| DISTRICT CONTRACT AMOUNT | | | | | 68,350,506.55 | |
| DISTRICT ESTIMATES THIS MONTH | | | | | 4,086,297.32 | |
| DISTRICT TOTAL ESTIMATES PAID TO DATE | | | | | 35,691,010.26 | |

| * CONTRACT IDENTIFICATION AND INFORMATION | | * LENGTH | * CONTRACT AMOUNT | * AMOUNT THIS ESTIMATE | * TOTAL ESTIMATE TO DATE | * % COMP |
|--|---|----------|-------------------|------------------------|--------------------------|----------|
| DUVAL COUNTYWIDE | | .001 | \$ 133,398.78 | \$ 1,104.85 | 145,206.23 | 100.0 |
| VA 0921-23-002 CAD 921-23-2 ADA WORK PROGRAM | | | | | | |
| WORK ORDER- 09-13-96 | WORK BEGAN- 09-29-96 | | | | | |
| DATE WORK COMPLETED- 02-28-97 | TIME COMPUTED 09-29-96 | | | | | |
| CONTRACT WORKING DAYS- 71 | ADDL DAYS GRANTED- | | | | | |
| WORKING DAYS CHARGED- 67 | PERCENT TIME USED- 94 | | | | | |
| A. E. CONSTRUCTION COMPANY, INC. | | | | | | |
| CONTRACT 08963055 | | TOTALS | 133,398.78 | 1,104.85 | 145,206.23 | 100.0 |
| KINNEY 0.28 MI. NORTHEAST OF F.M. 674 | | 3.120 | \$ 353,619.22 | .00 | 326,699.10 | 92.3 |
| RM 334 | 3.40 MI. NORTHEAST OF F.M. 674 | | | | | |
| 0876-02-027 | | | | | | |
| MMP 876-2-27 | GRADING, BASE AND SURFACING | | | | | |
| WORK ORDER- 08-07-95 | WORK BEGAN- 08-14-95 | | | | | |
| DATE WORK COMPLETED- | TIME COMPUTED 08-23-95 | | | | | |
| CONTRACT WORKING DAYS- 123 | ADDL DAYS GRANTED- | | | | | |
| WORKING DAYS CHARGED- 40 | PERCENT TIME USED- 33 | | | | | |
| HAILE & HAILE, INC. | | | | | | |
| CONTRACT 07950063 | | TOTALS | 353,619.22 | .00 | 326,699.10 | 92.3 |
| LASALLE FRIO COUNTY LINE | | 15.711 | \$ 62,590.00 | .00 | .00 | .0 |
| IH 35 | NUECES RIVER BRIDGE SOUTH OF COTULLA | | | | | |
| 0017-08-055 | | | | | | |
| IM 35-1(61)00 | REPL SIGNS | | | | | |
| LASALLE NUECES RIVER BR SOUTH OF COTULLA | | 10.708 | \$ 59,680.50 | .00 | .00 | .0 |
| IH 35 | FM 133 AT ARTESIA WELLS | | | | | |
| 0018-01-056 | | | | | | |
| IM 35-1(61)000 | REPL SIGNS | | | | | |
| LASALLE FM 133 AT ARTESIA WELLS | | 17.742 | \$ 25,335.00 | .00 | .00 | .0 |
| IH 35 | WEBB COUNTY LINE | | | | | |
| 0018-02-044 | | | | | | |
| IM 35-1(61)000 | REPL SIGNS | | | | | |
| WORK ORDER- 00-00-00 | WORK BEGAN- 00-00-00 | | | | | |
| DATE WORK COMPLETED- | TIME COMPUTED 00-00-00 | | | | | |
| CONTRACT WORKING DAYS- 60 | ADDL DAYS GRANTED- | | | | | |
| WORKING DAYS CHARGED- 0 | PERCENT TIME USED- 0 | | | | | |
| ROADWAY CONSTRUCTION, INC. | | | | | | |
| CONTRACT 07963065 | | TOTALS | 147,605.50 | .00 | .00 | 0.0 |
| LASALLE 2.7 KM NORTH OF F.M. 468 | | 4.422 | \$ 2,787,310.83 | 150,157.16 | 150,157.16 | 5.6 |
| IH 35 | 1.6 KM SOUTH OF F.M. 468 | | | | | |
| 0017-08-056 | | | | | | |
| IM 35-2(230)78 | LIME TREAT SUBGRADE, REWORK BASE & SURF | | | | | |
| WORK ORDER- 12-16-96 | WORK BEGAN- 02-03-97 | | | | | |
| DATE WORK COMPLETED- | TIME COMPUTED 02-03-97 | | | | | |
| CONTRACT WORKING DAYS- 160 | ADDL DAYS GRANTED- | | | | | |
| WORKING DAYS CHARGED- 11 | PERCENT TIME USED- 7 | | | | | |
| FOREMOST PAVING, INC. | | | | | | |
| CONTRACT 11963046 | | TOTALS | 2,787,310.83 | 150,157.16 | 150,157.16 | 5.6 |
| LASALLE 1.96 MI N OF FM 133 AT ARTESIA WELLS | | 1.928 | \$ 2,110,743.64 | 13,038.75 | 2,098,579.93 | 99.9 |
| IH 35 | FM 133 AT ARTESIA WELLS | | | | | |
| 0018-01-055 | | | | | | |
| IM 35-2(222)050 | LIME SUBGR, MIX EXIST BSE & PAVE, SURF | | | | | |
| LASALLE 2.6 MI S OF FM 133 AT ARTESIA WELLS | | 2.468 | \$ 2,426,618.97 | 17,632.15 | 1,567,190.03 | 67.9 |
| IH 35 | FM 133 | | | | | |
| 0018-02-042 | | | | | | |
| IM 35-2(222)050 | LIME SUBGR, MIX EXIST BSE & PAVE, SURF | | | | | |
| WORK ORDER- 01-23-96 | WORK BEGAN- 01-03-96 | | | | | |
| DATE WORK COMPLETED- | TIME COMPUTED 02-08-96 | | | | | |
| CONTRACT WORKING DAYS- 160 | ADDL DAYS GRANTED- | | | | | |
| WORKING DAYS CHARGED- 205 | PERCENT TIME USED- 93 | | | | | |
| PRICE CONSTRUCTION, INC. | | | | | | |
| CONTRACT 12950004 | | TOTALS | 4,537,362.61 | 30,670.90 | 3,665,769.96 | 85.0 |

| * CONTRACT IDENTIFICATION AND INFORMATION | | *LENGTH | * CONTRACT AMOUNT | * AMOUNT THIS ESTIMATE | * TOTAL ESTIMATE TO DATE | * % COMP |
|---|------------------------|---------|-------------------|------------------------|--------------------------|----------|
| MAVERICK US 277, N OF EAGLE PASS FM 1588 3.5 MI NORTH 1508-01-007 CSR 1508-1-7 GRAD, STRUCT, BASE & SURF | | 3.482 | \$ 917,689.07 | \$.00 | 937,694.99 | 99.9 |
| WORK ORDER- 02-23-95 | WORK BEGAN- 03-13-95 | | | | | |
| DATE WORK COMPLETED- | TIME COMPUTED 03-11-95 | | | | | |
| CONTRACT WORKING DAYS- 96 | ADDL DAYS GRANTED- 27 | | | | | |
| WORKING DAYS CHARGED- 121 | PERCENT TIME USED- 98 | | | | | |
| A. L. HELMCAMP, INC. | | | | | | |
| CONTRACT 01950066 | | TOTALS | 917,689.07 | .00 | 937,694.99 | 99.9 |
| MAVERICK 19.229 KM W. OF THE DIMMIT COUNTY LINE US 277 18.325 KM EAST 0300-02-028 CSR 300-2-28 CEM TRT SUBGR, CEM TRT EXIST MATL, SURF | | 39.339 | \$ 2,646,978.72 | \$.00 | .00 | .0 |
| WORK ORDER- 00-00-00 | WORK BEGAN- 00-00-00 | | | | | |
| DATE WORK COMPLETED- | TIME COMPUTED 00-00-00 | | | | | |
| CONTRACT WORKING DAYS- 215 | ADDL DAYS GRANTED- | | | | | |
| WORKING DAYS CHARGED- 0 | PERCENT TIME USED- 0 | | | | | |
| PRICE CONSTRUCTION, INC. | | | | | | |
| CONTRACT 02973004 | | TOTALS | 2,646,978.72 | .00 | .00 | 0.0 |
| MAVERICK US 277, NORTH EAST US 57 8.0 MILES 0276-01-026 CSR 276-1-26 GRAD, STRS, BASE & SURF | | 8.049 | \$ 4,229,340.80 | 481,565.50 | 4,380,450.69 | 99.9 |
| WORK ORDER- 07-21-95 | WORK BEGAN- 08-22-95 | | | | | |
| DATE WORK COMPLETED- | TIME COMPUTED 08-06-95 | | | | | |
| CONTRACT WORKING DAYS- 296 | ADDL DAYS GRANTED- 65 | | | | | |
| WORKING DAYS CHARGED- 359 | PERCENT TIME USED- 99 | | | | | |
| PRICE CONSTRUCTION, INC. | | | | | | |
| CONTRACT 06950042 | | TOTALS | 4,229,340.80 | 481,565.50 | 4,380,450.69 | 99.9 |
| MAVERICK US 57 US 277 BU 277N 0299-04-046 STP 96(856)UM GRAD, BASE, STR & SURF | | 4.305 | \$ 4,759,309.58 | 117,163.41 | 342,145.84 | 7.5 |
| WORK ORDER- 12-02-96 | WORK BEGAN- 12-18-96 | | | | | |
| DATE WORK COMPLETED- | TIME COMPUTED 12-18-96 | | | | | |
| CONTRACT WORKING DAYS- 320 | ADDL DAYS GRANTED- | | | | | |
| WORKING DAYS CHARGED- 48 | PERCENT TIME USED- 15 | | | | | |
| PRICE CONSTRUCTION, INC. | | | | | | |
| CONTRACT 10963041 | | TOTALS | 4,759,309.58 | 117,163.41 | 342,145.84 | 7.5 |
| VAL VERDE AT LAUGHLIN AIR FORCE BASE, STA 288+39.90 US 90 STA 325+00 (IN DEL RIO) 0023-01-066 CL 23-1-66 LANDSCAPE ESTABLISHMENT | | .693 | \$ 23,020.00 | 570.00 | 9,091.50 | 41.5 |
| WORK ORDER- 10-11-96 | WORK BEGAN- 10-27-96 | | | | | |
| DATE WORK COMPLETED- | TIME COMPUTED 10-27-96 | | | | | |
| CONTRACT WORKING DAYS- 480 | ADDL DAYS GRANTED- | | | | | |
| WORKING DAYS CHARGED- 8 | PERCENT TIME USED- 2 | | | | | |
| ALTEX LANDSCAPE CONSTRUCTION, INC. | | | | | | |
| CONTRACT 09963052 | | TOTALS | 23,020.00 | 570.00 | 9,091.50 | 41.5 |
| VAL VERDE JUDGE ROY BEAN VISITOR CENTER OFF OF VA LOOP 25 0922-11-007 STP 95(157)TE TRANSPORTATION ENHANCEMENT | | .001 | \$ 119,000.00 | \$.00 | .00 | .0 |
| WORK ORDER- 00-00-00 | WORK BEGAN- 11-30-96 | | | | | |
| DATE WORK COMPLETED- | TIME COMPUTED 11-30-96 | | | | | |
| CONTRACT WORKING DAYS- 90 | ADDL DAYS GRANTED- | | | | | |
| WORKING DAYS CHARGED- 0 | PERCENT TIME USED- 0 | | | | | |
| AMERICAS CONTRACTING, INC. | | | | | | |
| CONTRACT 10963069 | | TOTALS | 119,000.00 | .00 | .00 | 0.0 |

| * CONTRACT IDENTIFICATION AND INFORMATION | | | * LENGTH | * CONTRACT AMOUNT | * AMOUNT THIS ESTIMATE | * TOTAL ESTIMATE TO DATE | * % COMP |
|---|---|--|-------------------|-------------------|------------------------|--------------------------|-------------------|
| VAL VERDE US 90 0022-10-036 STP 96(848)R | IN DEL RIO, FROM GIBBS ST. 17TH ST. GRAD, BASE & SURF | | 2.732 | \$ 5,602,763.87 | \$ 5,785.50 | \$ 5,785.50 | .1 |
| WORK ORDER- 01-23-97 DATE WORK COMPLETED- CONTRACT WORKING DAYS- 238 WORKING DAYS CHARGED- 0 | WORK BEGAN- 02-08-97 TIME COMPUTED 02-08-97 ADDL DAYS GRANTED- PERCENT TIME USED- 0 | | | | | | |
| PRICE CONSTRUCTION, INC. | | | CONTRACT 12963029 | TOTALS | 5,602,763.87 | 5,785.50 | 5,785.50 0.1 |
| HEBB IH 35 0018-06-107 IH 35-1(57)001 | HIDALGO ST, NORTH SCOTT ST IN LAREDO RECONSTRUCT WITH CONCRETE PAVEMENT | | .285 | \$ 1,076,374.75 | .00 | \$ 1,104,256.89 | 99.9 |
| WORK ORDER- 04-04-95 DATE WORK COMPLETED- CONTRACT WORKING DAYS- 95 WORKING DAYS CHARGED- 229 | WORK BEGAN- 06-19-95 TIME COMPUTED 04-20-95 ADDL DAYS GRANTED- 24 PERCENT TIME USED- 192 | | | | | | |
| PETE GALLEGOS PAVING, INC. | | | CONTRACT 02950041 | TOTALS | 1,076,374.75 | .00 | 1,104,256.89 99.9 |
| HEBB IH 35 0018-06-106 NH 96(13)IM | DEL MAR BLVD IN LAREDO 1.5 MI NORTH CONST UNDERPASS AT SHILOH ST | | 1.908 | \$ 6,735,152.91 | \$ 154,417.91 | \$ 3,592,800.36 | 56.1 |
| WORK ORDER- 04-16-96 DATE WORK COMPLETED- CONTRACT WORKING DAYS- 320 WORKING DAYS CHARGED- 183 | WORK BEGAN- 05-02-96 TIME COMPUTED 05-02-96 ADDL DAYS GRANTED- PERCENT TIME USED- 57 | | | | | | |
| H. B. ZACHRY COMPANY | | | CONTRACT 02960049 | TOTALS | 7,062,117.31 | 154,417.91 | 3,602,775.36 53.7 |
| HEBB SP 400 3543-01-001 NH 95(71)M | ARKANSAS BLVD IN LAREDO LP 20 E OF LAREDO GR STRS BS & SURF | | 1.174 | \$ 2,354,333.93 | \$ 166,828.28 | \$ 1,474,980.57 | 65.9 |
| WORK ORDER- 06-26-96 DATE WORK COMPLETED- CONTRACT WORKING DAYS- 160 WORKING DAYS CHARGED- 126 | WORK BEGAN- 07-12-96 TIME COMPUTED 07-12-96 ADDL DAYS GRANTED- PERCENT TIME USED- 79 | | | | | | |
| H. B. ZACHRY COMPANY | | | CONTRACT 04963061 | TOTALS | 2,354,333.93 | 166,828.28 | 1,474,980.57 65.9 |
| HEBB SH 359 0086-01-042 STP 96(86)R | CHACON CRK 1.0 MI E OF LP 20 GR, STR, FLEX BASE & ACP | | 2.562 | \$ 3,009,589.21 | \$ 164,979.46 | \$ 1,249,442.35 | 43.7 |
| WORK ORDER- 06-26-96 DATE WORK COMPLETED- CONTRACT WORKING DAYS- 160 WORKING DAYS CHARGED- 126 | WORK BEGAN- 07-12-96 TIME COMPUTED 07-12-96 ADDL DAYS GRANTED- PERCENT TIME USED- 79 | | | | | | |
| H. B. ZACHRY COMPANY | | | CONTRACT 04963061 | TOTALS | 2,354,333.93 | 166,828.28 | 1,474,980.57 65.9 |
| HEBB SH 359 0086-01-044 CD 86-1-44 | CHACON CREEK 1.0 MILE EAST OF LOOP 20 LANDSCAPE DEVELOPMENT | | .100 | \$ 54,968.76 | .00 | .00 | .0 |
| WORK ORDER- 07-22-96 DATE WORK COMPLETED- CONTRACT WORKING DAYS- 384 WORKING DAYS CHARGED- 128 | WORK BEGAN- 08-07-96 TIME COMPUTED 08-07-96 ADDL DAYS GRANTED- PERCENT TIME USED- 33 | | | | | | |
| PRICE CONSTRUCTION, INC. | | | CONTRACT 06963048 | TOTALS | 3,064,557.97 | 164,979.46 | 1,249,442.35 42.9 |

* ESTIMATE HAS BEEN BY-PASSED *

| * CONTRACT IDENTIFICATION AND INFORMATION | | * LENGTH | * CONTRACT AMOUNT | * AMOUNT THIS ESTIMATE | * TOTAL ESTIMATE TO DATE | * % COMP |
|--|--|----------|-------------------|------------------------|--------------------------|----------|
| WEBB VICTORIA ST, NORTH | | .253 | \$ 247,966.81 | .00 | 235,670.43 | 100.0 |
| IH 35 225 FT N OF SCOTT ST IN LAREDO | | | | | | |
| 0018-06-115 LANDSCAPE DEVELOPMENT | | | | | | |
| CL 18-6-115 | | | | | | |
| WORK ORDER- 09-29-94 WORK BEGAN- 10-24-94 | | | | | | |
| DATE WORK COMPLETED- 02-28-97 TIME COMPUTED 10-15-94 | | | | | | |
| CONTRACT WORKING DAYS- 80 ADDL DAYS GRANTED- | | | | | | |
| WORKING DAYS CHARGED- 76 PERCENT TIME USED- 95 | | | | | | |
| ALTEX LANDSCAPE CONSTRUCTION, INC. | | | | | | |
| CONTRACT 08940023 | | TOTALS | 247,966.81 | .00 | 235,670.43 | 100.0 |
| WEBB (VARIOUS LOCATIONS) HILDAGO ST | | .001 | \$ 1,096,000.00 | 142,423.07 | 304,974.62 | 29.2 |
| IH 35 LP 20 IN LAREDO | | | | | | |
| 0018-06-120 TRAFFIC SIGNALS | | | | | | |
| CD 18-6-120 | | | | | | |
| WORK ORDER- 09-26-95 WORK BEGAN- 10-12-95 | | | | | | |
| DATE WORK COMPLETED- TIME COMPUTED 10-12-95 | | | | | | |
| CONTRACT WORKING DAYS- 216 ADDL DAYS GRANTED- | | | | | | |
| WORKING DAYS CHARGED- 0 PERCENT TIME USED- 0 | | | | | | |
| MICA CORPORATION | | | | | | |
| CONTRACT 08950151 | | TOTALS | 1,096,000.00 | 142,423.07 | 304,974.62 | 29.2 |
| WEBB IH 35 | | 11.103 | \$ 167,100.00 | .00 | .00 | .0 |
| LP 20 US 59 | | | | | | |
| 0086-14-016 LANDSCAPE ESTABLISHMENT | | | | | | |
| CL 86-14-16 | | | | | | |
| WORK ORDER- 09-16-96 WORK BEGAN- 00-00-00 | | | | | | |
| DATE WORK COMPLETED- TIME COMPUTED 10-02-96 | | | | | | |
| CONTRACT WORKING DAYS- 480 ADDL DAYS GRANTED- | | | | | | |
| WORKING DAYS CHARGED- 0 PERCENT TIME USED- 0 | | | | | | |
| REKCA, INC. | | | | | | |
| CONTRACT 08963028 | | TOTALS | 167,100.00 | .00 | .00 | 0.0 |
| WEBB PARK OVERPASS, N | | 4.871 | \$ 14,436,149.03 | 482,056.39 | 9,985,837.31 | 72.8 |
| IH 35 1.0 MI N. OF DEL MAR BLVD | | | | | | |
| 0018-06-104 WIDEN STRS AND CONST ADDL 2-LANES | | | | | | |
| MANH 95(70)IM | | | | | | |
| WORK ORDER- 11-03-95 WORK BEGAN- 11-19-95 | | | | | | |
| DATE WORK COMPLETED- TIME COMPUTED 11-19-95 | | | | | | |
| CONTRACT WORKING DAYS- 372 ADDL DAYS GRANTED- | | | | | | |
| WORKING DAYS CHARGED- 295 PERCENT TIME USED- 79 | | | | | | |
| PRICE CONSTRUCTION, INC. | | | | | | |
| CHEROKEE BRIDGE AND ROAD, INC. | | | | | | |
| CONTRACT 09950002 | | TOTALS | 14,436,149.03 | 482,056.39 | 9,985,837.31 | 72.8 |
| WEBB INTERSECTION OF CEDAR AVE | | .001 | \$ 63,433.70 | 1,425.00 | 27,539.55 | 45.6 |
| US 83 | | | | | | |
| 0086-01-041 TRAFFIC SIGNALS | | | | | | |
| C 86-1-41 | | | | | | |
| WEBB INTERSECTION OF BARTLETT | | .001 | \$ 11,821.00 | .00 | .00 | .0 |
| US 59 | | | | | | |
| 0542-01-045 TRAFFIC PROTECTION DEVICES | | | | | | |
| C 542-1-45 | | | | | | |
| WORK ORDER- 10-03-96 WORK BEGAN- 10-19-96 | | | | | | |
| DATE WORK COMPLETED- TIME COMPUTED 10-19-96 | | | | | | |
| CONTRACT WORKING DAYS- 90 ADDL DAYS GRANTED- | | | | | | |
| WORKING DAYS CHARGED- 17 PERCENT TIME USED- 19 | | | | | | |
| V. C. HUFF, INC. | | | | | | |
| CONTRACT 09963016 | | TOTALS | 75,254.70 | 1,425.00 | 27,539.55 | 38.5 |
| WEBB ON BI 35 FROM CALTON RD | | 2.253 | \$ 50,190.80 | 7,305.98 | 48,841.02 | 100.0 |
| BI 35-A JEFFERSON ST IN LAREDO | | | | | | |
| 0018-08-012 PAV MRKS | | | | | | |
| STP 97(28)HES | | | | | | |
| WORK ORDER- 12-06-96 WORK BEGAN- 12-22-96 | | | | | | |
| DATE WORK COMPLETED- TIME COMPUTED 12-22-96 | | | | | | |
| CONTRACT WORKING DAYS- 21 ADDL DAYS GRANTED- | | | | | | |
| WORKING DAYS CHARGED- 16 PERCENT TIME USED- 76 | | | | | | |
| V. C. HUFF, INC. | | | | | | |
| CONTRACT 11963015 | | TOTALS | 50,190.80 | 7,305.98 | 48,841.02 | 100.0 |

| * CONTRACT IDENTIFICATION AND INFORMATION | | * LENGTH | * CONTRACT AMOUNT | * AMOUNT THIS ESTIMATE | * TOTAL ESTIMATE TO DATE | * % COMP |
|---|--|---------------------------------------|-------------------|------------------------|--------------------------|----------|
| ***** | | | | | | |
| WEBB | DIMIT/WEBB COUNTY LINE | 26.520 | \$ 1,662,517.18 | .00 | 412,669.20 | 26.1 |
| US 83 | 5.47 KM SOUTH OF S.H. 44 | | | | | |
| 0037-09-020 | | | | | | |
| CPM 37-9-20 | SURFACING | | | | | |
| WORK ORDER- 01-10-97 | WORK BEGAN- 12-19-96 | | | | | |
| DATE WORK COMPLETED- | TIME COMPUTED 12-19-96 | | | | | |
| CONTRACT WORKING DAYS- | 60 ADDL DAYS GRANTED- | | | | | |
| WORKING DAYS CHARGED- | 0 PERCENT TIME USED- 0 | | | | | |
| PRICE CONSTRUCTION, INC. | | | | | | |
| CONTRACT 11963037 | | TOTALS | 1,662,517.18 | .00 | 412,669.20 | 26.1 |
| ***** | | | | | | |
| WEBB | IN LAREDO ON PH 9156 AT LAKE CASA BLANCA | .001 | \$ 1,494,770.82 | 47,367.00 | 1,272,787.36 | 89.6 |
| PH | STATE PARK (WEST SIDE) | | | | | |
| 0921-33-032 | | | | | | |
| C 921-33-32 | GR, STRS & SURF | | | | | |
| WORK ORDER- 06-03-96 | WORK BEGAN- 06-19-96 | | | | | |
| DATE WORK COMPLETED- | TIME COMPUTED 06-19-96 | | | | | |
| CONTRACT WORKING DAYS- | 80 ADDL DAYS GRANTED- | | | | | |
| WORKING DAYS CHARGED- | 77 PERCENT TIME USED- 96 | | | | | |
| RAMEX CONSTRUCTION CO., INC. | | | | | | |
| CONTRACT 12950065 | | TOTALS | 1,494,770.82 | 47,367.00 | 1,272,787.36 | 89.6 |
| ***** | | | | | | |
| ZAVALA | ETC 0.3 MI. N. OF FM 1433 | FM 61.871 | \$ 1,842,362.97 | 137,061.63 | 1,320,224.02 | 75.4 |
| US 83 | ETC 1025 | | | | | |
| 0037-03-062 | ETC | | | | | |
| STP 96(736)RM | GR., BASE, STR. & SURF. | | | | | |
| WORK ORDER- 07-17-96 | WORK BEGAN- 07-25-96 | | | | | |
| DATE WORK COMPLETED- | TIME COMPUTED 08-02-96 | | | | | |
| CONTRACT WORKING DAYS- | 180 ADDL DAYS GRANTED- | | | | | |
| WORKING DAYS CHARGED- | 127 PERCENT TIME USED- 71 | | | | | |
| RAY FARIS, INC. | | | | | | |
| CONTRACT 06963010 | | TOTALS | 1,842,362.97 | 137,061.63 | 1,320,224.02 | 75.4 |
| ***** | | | | | | |
| | | DISTRICT CONTRACT AMOUNT | | | 60,887,095.25 | |
| | | DISTRICT ESTIMATES THIS MONTH | | | 2,090,882.04 | |
| | | DISTRICT TOTAL ESTIMATES PAID TO DATE | | | 31,002,999.65 | |

| * CONTRACT IDENTIFICATION AND INFORMATION | | * LENGTH | * CONTRACT AMOUNT | * AMOUNT THIS ESTIMATE | * TOTAL ESTIMATE TO DATE | * % COMP |
|--|------------------------|----------|-------------------|------------------------|--------------------------|----------|
| BROWN FISK AVE. US 377 LEE ST. 0128-01-085 CSR 128-1-85 GR, STRS, BASE, SURFACE | | .383 | \$ 1,207,541.52 | \$ 64,752.92 | \$ 1,284,805.79 | 99.9 |
| WORK ORDER- 07-02-96 | WORK BEGAN- 07-16-96 | | | | | |
| DATE WORK COMPLETED- | TIME COMPUTED 07-18-96 | | | | | |
| CONTRACT WORKING DAYS- 125 | ADDL DAYS GRANTED- 3 | | | | | |
| WORKING DAYS CHARGED- 117 | PERCENT TIME USED- 91 | | | | | |
| BAY MAINTENANCE COMPANY, INC. | | | | | | |
| CONTRACT 05963029 | | TOTALS | 1,207,541.52 | 64,752.92 | 1,284,805.79 | 99.9 |
| BROWN CR 372 FM 3100 FM 1467 3180-01-005 A 3180-1-5 GRADING, STRS, BASE, SURFACE | | 2.115 | \$ 498,435.18 | .00 | \$ 473,821.57 | 99.9 |
| WORK ORDER- 06-05-96 | WORK BEGAN- 06-18-96 | | | | | |
| DATE WORK COMPLETED- | TIME COMPUTED 06-21-96 | | | | | |
| CONTRACT WORKING DAYS- 130 | ADDL DAYS GRANTED- | | | | | |
| WORKING DAYS CHARGED- 94 | PERCENT TIME USED- 72 | | | | | |
| PRATER EQUIPMENT CO., INC. | | | | | | |
| CONTRACT 05963107 | | TOTALS | 498,435.18 | .00 | 473,821.57 | 99.9 |
| BROWN US 377 FM 1176 CR 202 1365-05-010 STP 96(711)R SCARIFY, RESHAPE, STRS & SURF, NEW BASE | | 11.561 | \$ 1,659,469.90 | \$ 92,908.37 | \$ 538,143.23 | 34.1 |
| WORK ORDER- 07-15-96 | WORK BEGAN- 08-01-96 | | | | | |
| DATE WORK COMPLETED- | TIME COMPUTED 08-05-96 | | | | | |
| CONTRACT WORKING DAYS- 180 | ADDL DAYS GRANTED- 20 | | | | | |
| WORKING DAYS CHARGED- 103 | PERCENT TIME USED- 52 | | | | | |
| J. H. STRAIN & SONS, INC. | | | | | | |
| CONTRACT 06963050 | | TOTALS | 1,659,469.90 | 92,908.37 | 538,143.23 | 34.1 |
| BROWN NEAR FM 1850, SOUTH FM 585 FM 2492 1035-01-014 AR 1035-1-14 REHABILITATION OF EXISTING ROADWAY | | 4.820 | \$ 1,028,025.34 | \$ 68,962.35 | \$ 628,402.42 | 64.3 |
| WORK ORDER- 09-04-96 | WORK BEGAN- 09-06-96 | | | | | |
| DATE WORK COMPLETED- | TIME COMPUTED 09-20-96 | | | | | |
| CONTRACT WORKING DAYS- 160 | ADDL DAYS GRANTED- | | | | | |
| WORKING DAYS CHARGED- 83 | PERCENT TIME USED- 52 | | | | | |
| NOBLES ROAD CONSTRUCTION, INC. | | | | | | |
| CONTRACT 07963045 | | TOTALS | 1,028,025.34 | 68,962.35 | 628,402.42 | 64.3 |
| BROWN ETC WEST CITY LIMIT OF BANGS US 67 ETC COLEMAN COUNTY LINE 0054-06-072 ETC CPM 54-6-72 SEAL COAT | | 379.052 | \$ 3,434,749.70 | .00 | .00 | .0 |
| WORK ORDER- 01-07-97 | WORK BEGAN- 00-00-00 | | | | | |
| DATE WORK COMPLETED- | TIME COMPUTED 00-00-00 | | | | | |
| CONTRACT WORKING DAYS- 70 | ADDL DAYS GRANTED- | | | | | |
| WORKING DAYS CHARGED- 0 | PERCENT TIME USED- 0 | | | | | |
| JOE RICHARDS, INC. | | | | | | |
| CONTRACT 12963017 | | TOTALS | 3,434,749.70 | .00 | .00 | 0.0 |
| BROWN US 377 FM 45 FM 2126 0480-06-015 STP 97(32)R MDN SHLD, SAFETY TRT STR & SURF TREAT | | 3.993 | \$ 424,976.66 | \$ 4,503.00 | \$ 4,503.00 | 1.1 |
| WORK ORDER- 02-10-97 | WORK BEGAN- 02-26-97 | | | | | |
| DATE WORK COMPLETED- | TIME COMPUTED 02-26-97 | | | | | |
| CONTRACT WORKING DAYS- 90 | ADDL DAYS GRANTED- | | | | | |
| WORKING DAYS CHARGED- 0 | PERCENT TIME USED- 0 | | | | | |
| PRATER EQUIPMENT CO., INC. | | | | | | |
| CONTRACT 12963047 | | TOTALS | 424,976.66 | 4,503.00 | 4,503.00 | 1.1 |

* NO CURRENT ESTIMATE PROCESSED AT THE TIME OF THIS RUN *

| * CONTRACT IDENTIFICATION AND INFORMATION | | * LENGTH | * CONTRACT AMOUNT | * AMOUNT THIS ESTIMATE | * TOTAL ESTIMATE TO DATE | * % COMP |
|---|--|--------------|-------------------|------------------------|--------------------------|----------|
| ***** | | | | | | |
| COLEMAN | 0.2 KM MM JCT US 67, E | 1.974 | \$ 181,158.30 | \$.00 | .00 | .0 |
| US 84 | FM 1176 N | | | | | |
| 0054-04-086 | | | | | | |
| CPM 54-4-86 | PLANING AND ACP | | | | | |
| WORK ORDER- 03-06-97 | WORK BEGAN- 00-00-00 | | | | | |
| DATE WORK COMPLETED- | TIME COMPUTED 00-00-00 | | | | | |
| CONTRACT WORKING DAYS- | 15 ADDL DAYS GRANTED- | | | | | |
| WORKING DAYS CHARGED- | 0 PERCENT TIME USED- 0 | | | | | |
| ***** | | | | | | |
| J. H. STRAIN & SONS, INC. | | | | | | |
| | CONTRACT 02973076 | TOTALS | 181,158.30 | .00 | .00 | 0.0 |
| ***** | | | | | | |
| COLEMAN | ETC US 84/US 283, 0.1 MI. N AT&SF RR | BROWN 37.782 | \$ 759,408.30 | \$ 22,318.24 | \$ 450,355.25 | 62.7 |
| US 67 | C/L | | | | | |
| 0054-04-083 | ETC | | | | | |
| NH 96(762)R | SAFETY TREAT STRUCTURES | | | | | |
| WORK ORDER- 08-26-96 | WORK BEGAN- 10-07-96 | | | | | |
| DATE WORK COMPLETED- | TIME COMPUTED 10-07-96 | | | | | |
| CONTRACT WORKING DAYS- | 200 ADDL DAYS GRANTED- | | | | | |
| WORKING DAYS CHARGED- | 62 PERCENT TIME USED- 31 | | | | | |
| ***** | | | | | | |
| T. M. DAVIS CONSTRUCTION, INC. | | | | | | |
| | CONTRACT 07963086 | TOTALS | 759,408.30 | 22,318.24 | 450,355.25 | 62.7 |
| ***** | | | | | | |
| COLEMAN | AT SH 206 IN COLEMAN | .322 | \$ 24,801.00 | \$.00 | .00 | .0 |
| US 84 | | | | | | |
| 0054-04-084 | | | | | | |
| C 54-4-84 | SAFETY LIGHTING | | | | | |
| COLEMAN | AT FM 568 | .322 | \$ 17,027.33 | \$.00 | .00 | .0 |
| US 84 | | | | | | |
| 0054-04-085 | | | | | | |
| C 54-4-85 | SAFETY LIGHTING AND FLASHING BEACONS | | | | | |
| MCCULLOCH | AT FM 2309 IN BRADY | .200 | \$ 82,503.69 | \$ 5,406.52 | \$ 5,406.52 | 6.8 |
| US 87 | | | | | | |
| 0071-01-037 | | | | | | |
| C 71-1-37 | TRAF SIGNALS, ILLUMINATION & REALIGN INT | | | | | |
| WORK ORDER- 01-09-97 | WORK BEGAN- 02-28-97 | | | | | |
| DATE WORK COMPLETED- | TIME COMPUTED 02-28-97 | | | | | |
| CONTRACT WORKING DAYS- | 60 ADDL DAYS GRANTED- | | | | | |
| WORKING DAYS CHARGED- | 0 PERCENT TIME USED- 0 | | | | | |
| ***** | | | | | | |
| ROY WILLIS ELECTRIC CO., INC. | | | | | | |
| | CONTRACT 12963014 | TOTALS | 124,332.02 | 5,406.52 | 5,406.52 | 4.5 |
| ***** | | | | | | |
| COMANCHE | AT COURTHOUSE IN COMANCHE | .001 | \$ 50,593.30 | \$ 4,668.17 | \$ 34,272.20 | 71.3 |
| CS | | | | | | |
| 0923-17-012 | | | | | | |
| STP 95(103)TE | TRANSPORTATION ENHANCEMENT | | | | | |
| WORK ORDER- 09-18-96 | WORK BEGAN- 10-14-96 | | | | | |
| DATE WORK COMPLETED- | TIME COMPUTED 10-14-96 | | | | | |
| CONTRACT WORKING DAYS- | 70 ADDL DAYS GRANTED- 5 | | | | | |
| WORKING DAYS CHARGED- | 65 PERCENT TIME USED- 87 | | | | | |
| ***** | | | | | | |
| FOUR SEASONS LANDSCAPE CO. | | | | | | |
| | CONTRACT 08963048 | TOTALS | 50,593.30 | 4,668.17 | 34,272.20 | 71.3 |
| ***** | | | | | | |
| EASTLAND | 4.1 MI. S OF IH 20 | 7.989 | \$ 657,786.74 | \$.00 | .00 | .0 |
| SH 16 | PALO PINTO C/L | | | | | |
| 0288-03-017 | | | | | | |
| CSR 288-3-17 | SAFETY TREAT STRUCTURES, BASE, SURF TRT | | | | | |
| WORK ORDER- 02-20-97 | WORK BEGAN- 00-00-00 | | | | | |
| DATE WORK COMPLETED- | TIME COMPUTED 03-08-97 | | | | | |
| CONTRACT WORKING DAYS- | 130 ADDL DAYS GRANTED- | | | | | |
| WORKING DAYS CHARGED- | 0 PERCENT TIME USED- 0 | | | | | |
| ***** | | | | | | |
| JAY MILLS CONTRACTING, INCORPORATED | | | | | | |
| | CONTRACT 01973074 | TOTALS | 657,786.74 | .00 | .00 | 0.0 |
| ***** | | | | | | |

| * CONTRACT IDENTIFICATION AND INFORMATION | | * LENGTH | * CONTRACT AMOUNT | * AMOUNT THIS ESTIMATE | * TOTAL ESTIMATE TO DATE | * % COMP |
|--|---------------------------------|----------|-------------------|------------------------|--------------------------|----------|
| EASTLAND AT FM 8 | | .322 | \$ 34,549.30 | \$.00 | .00 | .0 |
| SH 16 0288-03-018 C 288-3-18 FLASHING BEACON | | | | | | |
| WORK ORDER- 00-00-00 | WORK BEGAN- 00-00-00 | | | | | |
| DATE WORK COMPLETED- | TIME COMPUTED 00-00-00 | | | | | |
| CONTRACT WORKING DAYS- | 35 ADDL DAYS GRANTED- | | | | | |
| WORKING DAYS CHARGED- | 0 PERCENT TIME USED- 0 | | | | | |
| ROY WILLIS ELECTRIC CO., INC. | | | | | | |
| CONTRACT 02973013 | | TOTALS | 34,549.30 | .00 | .00 | 0.0 |
| ***** | | | | | | |
| EASTLAND CALLAHAN C/L | | .200 | \$ 264,486.00 | \$.00 | 252,671.24 | 97.4 |
| VA ERATH C/L 0923-09-023 IM 20-3(56)324 INSTALL GUARD FENCE | | | | | | |
| WORK ORDER- 04-18-96 | WORK BEGAN- 05-24-96 | | | | | |
| DATE WORK COMPLETED- | TIME COMPUTED 05-04-96 | | | | | |
| CONTRACT WORKING DAYS- | 90 ADDL DAYS GRANTED- | | | | | |
| WORKING DAYS CHARGED- | 84 PERCENT TIME USED- 93 | | | | | |
| TEXAS COMMERCIAL FENCE, INCORPORATED | | | | | | |
| CONTRACT 03963025 | | TOTALS | 264,486.00 | .00 | 252,671.24 | 97.4 |
| ***** | | | | | | |
| EASTLAND AVE. C IN CISCO, WEST, & SH 206 | | .967 | \$ 668,494.23 | 54,083.16 | 425,490.57 | 66.9 |
| SH 6 AVE. F 0007-04-085 CD 7-4-85 REMOVE & REPL SIDEWALKS, ACP OVERLAY | | | | | | |
| WORK ORDER- 07-02-96 | WORK BEGAN- 08-05-96 | | | | | |
| DATE WORK COMPLETED- | TIME COMPUTED 07-18-96 | | | | | |
| CONTRACT WORKING DAYS- | 180 ADDL DAYS GRANTED- | | | | | |
| WORKING DAYS CHARGED- | 139 PERCENT TIME USED- 77 | | | | | |
| ROBERT L. CARROLL, INC. | | | | | | |
| CONTRACT 05963055 | | TOTALS | 668,494.23 | 54,083.16 | 425,490.57 | 66.9 |
| ***** | | | | | | |
| EASTLAND AT FM 570 INTERCHANGE | | .852 | \$ 312,029.01 | 48,493.70 | 290,889.63 | 100.0 |
| IH 20 0007-03-067 IM 20-3(58)343 REHABILITATE RAMPS | | | | | | |
| WORK ORDER- 07-29-96 | WORK BEGAN- 10-23-96 | | | | | |
| DATE WORK COMPLETED- | 02-17-97 TIME COMPUTED 08-14-96 | | | | | |
| CONTRACT WORKING DAYS- | 55 ADDL DAYS GRANTED- | | | | | |
| WORKING DAYS CHARGED- | 51 PERCENT TIME USED- 93 | | | | | |
| STEPHENS MARTIN PAVING, INC. | | | | | | |
| CONTRACT 06963027 | | TOTALS | 312,029.01 | 48,493.70 | 290,889.63 | 100.0 |
| ***** | | | | | | |
| EASTLAND SH 6 IN GORMAN, E | | 8.431 | \$ 699,392.86 | 15,069.41 | 286,461.87 | 43.1 |
| FM 8 ERATH C/L 0550-01-017 CD 550-1-17 BASE OVERLAY AND SURFACE TREATMENT | | | | | | |
| WORK ORDER- 08-08-96 | WORK BEGAN- 09-23-96 | | | | | |
| DATE WORK COMPLETED- | TIME COMPUTED 08-24-96 | | | | | |
| CONTRACT WORKING DAYS- | 120 ADDL DAYS GRANTED- | | | | | |
| WORKING DAYS CHARGED- | 80 PERCENT TIME USED- 58 | | | | | |
| JOE RICHARDS, INC. | | | | | | |
| CONTRACT 06963079 | | TOTALS | 699,392.86 | 15,069.41 | 286,461.87 | 43.1 |
| ***** | | | | | | |
| EASTLAND ETC AT IH 20 N & S FRONTAGE ROADS IN CISCO | | .500 | \$ 129,374.50 | 5,216.48 | 110,178.35 | 89.6 |
| SH 206 ETC 0007-04-089 ETC C 7-4-89 FLASHING BEACON | | | | | | |
| WORK ORDER- 08-20-96 | WORK BEGAN- 09-05-96 | | | | | |
| DATE WORK COMPLETED- | TIME COMPUTED 09-05-96 | | | | | |
| CONTRACT WORKING DAYS- | 70 ADDL DAYS GRANTED- | | | | | |
| WORKING DAYS CHARGED- | 50 PERCENT TIME USED- 71 | | | | | |
| ROY WILLIS ELECTRIC CO., INC. | | | | | | |
| CONTRACT 07963018 | | TOTALS | 129,374.50 | 5,216.48 | 110,178.35 | 89.6 |
| ***** | | | | | | |

| * CONTRACT IDENTIFICATION AND INFORMATION | | *LENGTH | * CONTRACT AMOUNT | * AMOUNT THIS ESTIMATE | * TOTAL ESTIMATE TO DATE | * % COMP |
|---|--|---------|-------------------|------------------------|--------------------------|----------|
| EASTLAND ON CR 408 AT SABANNA RIVER | | .373 | \$ 362,001.60' | 30,418.73' | 30,418.73' | 8.8' |
| CR 0923-09-020 BR 95(43)OX REPLACE BRIDGE, REALIGN, FLEX BASE WORK ORDER- 01-16-97 WORK BEGAN- 02-04-97 DATE WORK COMPLETED- TIME COMPUTED 02-01-97 CONTRACT WORKING DAYS- 85 ADDL DAYS GRANTED- WORKING DAYS CHARGED- 4 PERCENT TIME USED- 5 | | | | | | |
| J. H. STRAIN & SONS, INC. | | | | | | |
| CONTRACT 11963064 | | TOTALS | 362,001.60' | 30,418.73' | 30,418.73' | 8.8' |
| LAMPASAS US 183, E | | 5.207 | \$ 2,610,358.95' | 36,735.03' | 1,977,304.00' | 79.8' |
| FM 580 1.2 MI E OF CR 230 1032-01-019 STP 95(268)R GRADING, STRUCTURES, BASE AND SURFACE WORK ORDER- 08-29-95 WORK BEGAN- 10-04-95 DATE WORK COMPLETED- TIME COMPUTED 09-14-95 CONTRACT WORKING DAYS- 330 ADDL DAYS GRANTED- 22 WORKING DAYS CHARGED- 260 PERCENT TIME USED- 74 | | | | | | |
| HUNTER INDUSTRIES, INC. ACME BRIDGE COMPANY, INC. | | | | | | |
| CONTRACT 07950109 | | TOTALS | 2,610,358.95' | 36,735.03' | 1,977,304.00' | 79.8' |
| MCCULLOCH AT SH 71 | | .400 | \$ 208,403.50' | 12,925.46' | 222,536.34' | 100.0' |
| US 87 0071-01-036 C 71-1-36 SAFETY LIGHTING WORK ORDER- 06-18-96 WORK BEGAN- 09-23-96 DATE WORK COMPLETED- 02-18-97 TIME COMPUTED 09-23-96 CONTRACT WORKING DAYS- 60 ADDL DAYS GRANTED- 5 WORKING DAYS CHARGED- 57 PERCENT TIME USED- 88 | | | | | | |
| MILLIRON CONSTRUCTION, INC. | | | | | | |
| CONTRACT 05963078 | | TOTALS | 208,403.50' | 12,925.46' | 222,536.34' | 100.0' |
| MCCULLOCH ON CR 159 AT COW CREEK | | .152 | \$ 98,671.50' | .00' | 96,463.44' | 100.0' |
| CR 0923-24-003 BR 94(33)OX REPLACE STRUCTURE AND APPROACH WORK ORDER- 09-27-96 WORK BEGAN- 10-11-96 DATE WORK COMPLETED- 02-07-97 TIME COMPUTED 10-13-96 CONTRACT WORKING DAYS- 50 ADDL DAYS GRANTED- WORKING DAYS CHARGED- 46 PERCENT TIME USED- 92 | | | | | | |
| CHEROKEE BRIDGE AND ROAD, INC. | | | | | | |
| CONTRACT 08963094 | | TOTALS | 98,671.50' | .00' | 96,463.44' | 100.0' |
| MILLS SH 16 IN GOLDTHWAITE | | 20.445 | \$ 419,521.26' | .00' | .00' | .0' |
| US 183 LAMPASAS C/L 0274-01-027 CPM 274-1-27 MICROSURFACE WORK ORDER- 01-23-97 WORK BEGAN- 00-00-00 DATE WORK COMPLETED- TIME COMPUTED 00-00-00 CONTRACT WORKING DAYS- 40 ADDL DAYS GRANTED- WORKING DAYS CHARGED- 0 PERCENT TIME USED- 0 | | | | | | |
| CLARK CONSTRUCTION CO., INC. | | | | | | |
| CONTRACT 12963053 | | TOTALS | 419,521.26' | .00' | .00' | 0.0' |
| STEPHENS ON CS 160 AT GONZALES CREEK | | .100 | \$ 147,042.50' | .00' | .00' | .0' |
| CS 0923-22-013 BR 95(131)OX REPLACE BRIDGE WORK ORDER- 02-13-97 WORK BEGAN- 00-00-00 DATE WORK COMPLETED- TIME COMPUTED 03-01-97 CONTRACT WORKING DAYS- 55 ADDL DAYS GRANTED- WORKING DAYS CHARGED- 0 PERCENT TIME USED- 0 | | | | | | |
| LONGVIEW BRIDGE AND ROAD, INC. | | | | | | |
| CONTRACT 12963022 | | TOTALS | 147,042.50' | .00' | .00' | 0.0' |
| DISTRICT CONTRACT AMOUNT | | | | | 15,980,802.17 | |
| DISTRICT ESTIMATES THIS MONTH | | | | | 466,461.54 | |
| DISTRICT TOTAL ESTIMATES PAID TO DATE | | | | | 7,112,124.15 | |

| * CONTRACT IDENTIFICATION AND INFORMATION | | * LENGTH | * CONTRACT AMOUNT | * AMOUNT THIS ESTIMATE | * TOTAL ESTIMATE TO DATE | * % COMP |
|---|--|----------|-------------------|------------------------|--------------------------|----------|
| CULBERSON US 62/180 | | 9.760 | \$ 1,789,385.63 | \$ 234,000.50 | 676,695.27 | 39.8 |
| SH 54 0233-03-011 CSR 233-3-11 | | | | | | |
| REHABILITATION OF EXISTING ROAD | | | | | | |
| WORK ORDER- 10-10-96 | | | | | | |
| DATE WORK COMPLETED- | | | | | | |
| CONTRACT WORKING DAYS- | | 200 | | | | |
| WORKING DAYS CHARGED- | | 58 | | | | |
| J. H. STRAIN & SONS, INC. | | | | | | |
| CONTRACT 08963038 | | TOTALS | 1,789,385.63 | 234,000.50 | 676,695.27 | 39.8 |
| CULBERSON KENT | | .923 | \$ 1,039,341.10 | \$ 665.00 | 797,888.10 | 80.8 |
| SH 118 | | | | | | |
| 0512-01-010 | | | | | | |
| STP 95(61)R | | | | | | |
| REHABILITATION OF EXISTING ROAD | | | | | | |
| JEFF DAVIS CULBERSON COUNTY LINE | | 15.539 | \$ 5,684,447.20 | \$ 140,167.64 | 4,414,162.75 | 81.7 |
| SH 118 | | | | | | |
| 0512-02-011 | | | | | | |
| STP 95(61)R | | | | | | |
| REHABILITATION OF EXISTING ROAD | | | | | | |
| WORK ORDER- 01-29-96 | | | | | | |
| DATE WORK COMPLETED- | | | | | | |
| CONTRACT WORKING DAYS- | | 360 | | | | |
| WORKING DAYS CHARGED- | | 218 | | | | |
| J. H. STRAIN & SONS, INC. | | | | | | |
| CONTRACT 12950002 | | TOTALS | 6,723,788.30 | 140,832.64 | 5,212,050.85 | 81.5 |
| EL PASO 0.01 MI W OF CAMPBELL ST. | | 2.600 | \$ 957,221.00 | \$.00 | 1,002,535.08 | 99.9 |
| IH 10 | | | | | | |
| 2121-02-085 | | | | | | |
| CL 2121-2-85 | | | | | | |
| LANDSCAPE DEVELOPMENT | | | | | | |
| WORK ORDER- 00-00-00 | | | | | | |
| DATE WORK COMPLETED- | | | | | | |
| CONTRACT WORKING DAYS- | | 120 | | | | |
| WORKING DAYS CHARGED- | | 143 | | | | |
| J. H. STRAIN & SONS, INC. | | | | | | |
| CONTRACT 01950014 | | TOTALS | 957,221.00 | .00 | 1,002,535.08 | 99.9 |
| EL PASO APPROX .2 MI W. OF LEE TREVINO DR | | 1.415 | \$ 6,758,593.10 | \$ 308,990.25 | 3,287,942.11 | 51.2 |
| FM 76 | | | | | | |
| 0674-01-048 | | | | | | |
| STP 96(41)MM | | | | | | |
| CONST OF WIDENING A NON-FREEMWAY FACILITY | | | | | | |
| WORK ORDER- 04-18-96 | | | | | | |
| DATE WORK COMPLETED- | | | | | | |
| CONTRACT WORKING DAYS- | | 440 | | | | |
| WORKING DAYS CHARGED- | | 191 | | | | |
| J. D. ABRAMS, INC. | | | | | | |
| CONTRACT 01960032 | | TOTALS | 6,758,593.10 | 308,990.25 | 3,287,942.11 | 51.2 |
| EL PASO ON DONIPHAN DR FROM SUNLAND PARK DR | | .861 | \$ 4,285,947.10 | \$.00 | 4,924,264.60 | 99.9 |
| MH | | | | | | |
| 8015-24-001 | | | | | | |
| C 8015-24-001 | | | | | | |
| RCNST GR, ACP, ACP BASE, CPCR & DRAINAGE | | | | | | |
| EL PASO ON DONIPHAN DR FROM W URBAN BNDRY | | .295 | \$ 3,526,057.85 | \$.00 | 2,871,108.86 | 88.4 |
| MH | | | | | | |
| 8040-24-001 | | | | | | |
| C 8040-24-001 | | | | | | |
| RCNST GR, ACP, ACP BASE, CPCR & DRAINAGE | | | | | | |
| WORK ORDER- 04-13-94 | | | | | | |
| DATE WORK COMPLETED- | | | | | | |
| CONTRACT WORKING DAYS- | | 420 | | | | |
| WORKING DAYS CHARGED- | | 592 | | | | |
| D. J. CONTRACTORS, INC. | | | | | | |
| CONTRACT 02940010 | | TOTALS | 7,812,004.95 | .00 | 7,795,373.46 | 99.9 |

* ESTIMATE HAS BEEN BY-PASSED *

| * CONTRACT IDENTIFICATION AND INFORMATION | | * LENGTH | * CONTRACT AMOUNT | * AMOUNT THIS ESTIMATE | * TOTAL ESTIMATE TO DATE | * % COMP |
|---|--|----------|-------------------|------------------------|--------------------------|----------|
| ***** | | | | | | |
| EL PASO | 0.1 MILES WEST OF FRANKLIN STREET BRIDGE | 1.098 | \$ 6,618,003.92 | \$ 93,207.94 | \$ 8,431,287.84 | 99.9 |
| IH 10 | 0.3 MILES EAST OF MISSOURI STREET BRIDGE | | | | | |
| 2121-02-094 | | | | | | |
| IM 10-1(213)18 | MISCELLANEOUS TYPE WORK | | | | | |
| WORK ORDER- 04-03-96 | WORK BEGAN- 04-22-96 | | | | | |
| DATE WORK COMPLETED- | TIME COMPUTED 04-19-96 | | | | | |
| CONTRACT WORKING DAYS- | 203 ADDL DAYS GRANTED- | | | | | |
| WORKING DAYS CHARGED- | 170 PERCENT TIME USED- 84 | | | | | |
| DAN WILLIAMS COMPANY | | | | | | |
| CONTRACT 02960002 | | TOTALS | 6,618,003.92 | 93,207.94 | 8,431,287.84 | 99.9 |
| ***** | | | | | | |
| EL PASO | FM 2775 | 6.840 | \$ 435,011.25 | .00 | .00 | .0 |
| US 62 | EL PASO/HUDSPETH COUNTY LINE | | | | | |
| 0374-03-023 | | | | | | |
| CPM 374-3-23 | ASPHALTIC OVERLAY_(CMHB) | | | | | |
| HUDSPETH | EL PASO/HUDSPETH COUNTY LINE | 3.782 | \$ 193,511.25 | .00 | .00 | .0 |
| US 62 | 3.8 KM EAST | | | | | |
| 0374-04-025 | | | | | | |
| CPM 374-4-25 | ASPHALTIC OVERLAY_(CMHB) | | | | | |
| EL PASO | 9.3 KM N OF US 62/180 | 9.334 | \$ 745,480.00 | .00 | .00 | .0 |
| LP 375 | US 62/180 | | | | | |
| 2552-02-011 | | | | | | |
| CPM 2552-2-11 | ASPHALTIC OVERLAY (CMHB) | | | | | |
| WORK ORDER- 00-00-00 | WORK BEGAN- 00-00-00 | | | | | |
| DATE WORK COMPLETED- | TIME COMPUTED 00-00-00 | | | | | |
| CONTRACT WORKING DAYS- | 60 ADDL DAYS GRANTED- | | | | | |
| WORKING DAYS CHARGED- | 0 PERCENT TIME USED- 0 | | | | | |
| J. D. ABRAMS, INC. | | | | | | |
| CONTRACT 02973009 | | TOTALS | 1,374,002.50 | .00 | .00 | 0.0 |
| ***** | | | | | | |
| EL PASO | 2.5 KM SOUTH OF SH 20 (FABENS) | 6.545 | \$ 81,922.50 | .00 | .00 | .0 |
| FM 76 | FM 1109 | | | | | |
| 0674-02-010 | | | | | | |
| CPM 674-2-10 | RUBBER SEAL COAT | | | | | |
| WORK ORDER- 00-00-00 | WORK BEGAN- 00-00-00 | | | | | |
| DATE WORK COMPLETED- | TIME COMPUTED 00-00-00 | | | | | |
| CONTRACT WORKING DAYS- | 20 ADDL DAYS GRANTED- | | | | | |
| WORKING DAYS CHARGED- | 0 PERCENT TIME USED- 0 | | | | | |
| JONES BROS. DIRT & PAVING CONTRACTORS, INC. | | | | | | |
| CONTRACT 02973079 | | TOTALS | 81,922.50 | .00 | .00 | 0.0 |
| ***** | | | | | | |
| EL PASO | AT INTERSECTION OF FM 1281 | .493 | \$ 901,531.90 | \$ 160,053.33 | \$ 496,004.68 | 57.9 |
| FM 76 | | | | | | |
| 0674-01-053 | | | | | | |
| STP 96(627)MM | REALIGN INT | | | | | |
| WORK ORDER- 05-03-96 | WORK BEGAN- 10-07-96 | | | | | |
| DATE WORK COMPLETED- | TIME COMPUTED 09-01-96 | | | | | |
| CONTRACT WORKING DAYS- | 140 ADDL DAYS GRANTED- 32 | | | | | |
| WORKING DAYS CHARGED- | 85 PERCENT TIME USED- 49 | | | | | |
| DAN WILLIAMS COMPANY | | | | | | |
| CONTRACT 03963011 | | TOTALS | 901,531.90 | 160,053.33 | 496,004.68 | 57.9 |
| ***** | | | | | | |
| EL PASO | AT VINTON ROAD | .198 | \$ 1,567,871.80 | \$ 283,040.15 | \$ 1,296,472.31 | 87.0 |
| CS | | | | | | |
| 0924-06-112 | | | | | | |
| BR 95(171)0 | REPL OF EXISTING BR | | | | | |
| WORK ORDER- 05-28-96 | WORK BEGAN- 06-11-96 | | | | | |
| DATE WORK COMPLETED- | TIME COMPUTED 06-13-96 | | | | | |
| CONTRACT WORKING DAYS- | 180 ADDL DAYS GRANTED- | | | | | |
| WORKING DAYS CHARGED- | 100 PERCENT TIME USED- 56 | | | | | |
| DAN WILLIAMS COMPANY | | | | | | |
| CONTRACT 04963009 | | TOTALS | 1,567,871.80 | 283,040.15 | 1,296,472.31 | 87.0 |
| ***** | | | | | | |

| * CONTRACT IDENTIFICATION AND INFORMATION | | * LENGTH | * CONTRACT AMOUNT | * AMOUNT THIS ESTIMATE | * TOTAL ESTIMATE TO DATE | * % COMP |
|---|--|----------|-------------------|------------------------|--------------------------|----------|
| D. J. CONTRACTORS, INC. | | | | | | |
| CONTRACT 04963031 | | TOTALS | 463,836.91' | .00' | 405,638.13' | 92.0' |
| EL PASO | US 62/180 | 5.481 | \$ 463,836.91' | .00' | 405,638.13' | 92.0' |
| RM 2775 | HUECO TANKS STATE PARK | | | | | |
| 3137-01-004 | | | | | | |
| CPM 3137-1-4 | SEAL COAT TYPE WORK | | | | | |
| WORK ORDER- 05-28-96 | WORK BEGAN- 06-13-96 | | | | | |
| DATE WORK COMPLETED- | TIME COMPUTED 06-13-96 | | | | | |
| CONTRACT WORKING DAYS- 80 | ADDL DAYS GRANTED- | | | | | |
| WORKING DAYS CHARGED- 79 | PERCENT TIME USED- 99 | | | | | |
| J. D. ABRAMS, INC. | | | | | | |
| CONTRACT 04963037 | | TOTALS | 7,555,648.47' | 370,870.07' | 4,043,223.68' | 56.3' |
| EL PASO | 2.180 MI E OF CLINT (FM-1110) | 2.595 | \$ 7,555,648.47' | 370,870.07' | 4,043,223.68' | 56.3' |
| IH 10 | 4.775 MI E OF CLINT (FM-1110) | | | | | |
| 2121-04-053 | | | | | | |
| IM 10-1(217)45 | UPGRADING OF FREEWAY FACILITY | | | | | |
| WORK ORDER- 05-31-96 | WORK BEGAN- 06-16-96 | | | | | |
| DATE WORK COMPLETED- | TIME COMPUTED 06-16-96 | | | | | |
| CONTRACT WORKING DAYS- 200 | ADDL DAYS GRANTED- | | | | | |
| WORKING DAYS CHARGED- 135 | PERCENT TIME USED- 68 | | | | | |
| J. D. ABRAMS, INC. | | | | | | |
| CONTRACT 05963069 | | TOTALS | 4,777,086.62' | 272,042.10' | 1,842,740.74' | 40.6' |
| EL PASO | AT THE CORDOVA INTERNATIONAL BRIDGE IN | .225 | \$ 4,777,086.62' | 272,042.10' | 1,842,740.74' | 40.6' |
| CS | EL PASO | | | | | |
| 0924-06-071 | | | | | | |
| CC 924-6-71 | REPL BR | | | | | |
| WORK ORDER- 06-28-96 | WORK BEGAN- 07-15-96 | | | | | |
| DATE WORK COMPLETED- | TIME COMPUTED 07-14-96 | | | | | |
| CONTRACT WORKING DAYS- 480 | ADDL DAYS GRANTED- | | | | | |
| WORKING DAYS CHARGED- 161 | PERCENT TIME USED- 34 | | | | | |
| S & K SERVICES, INC. | | | | | | |
| CONTRACT 06963058 | | TOTALS | 196,263.50' | .00' | 177,677.07' | 95.2' |
| EL PASO | VARIOUS LOCATIONS THROUGHOUT DISTRICT | 1.000 | \$ 196,263.50' | .00' | 177,677.07' | 95.2' |
| VA | | | | | | |
| 0924-00-029 | | | | | | |
| CD 924-00-29 | LANDSCAPE DEVELOPMENT | | | | | |
| WORK ORDER- 07-09-96 | WORK BEGAN- 07-25-96 | | | | | |
| DATE WORK COMPLETED- | TIME COMPUTED 07-25-96 | | | | | |
| CONTRACT WORKING DAYS- 60 | ADDL DAYS GRANTED- | | | | | |
| WORKING DAYS CHARGED- 45 | PERCENT TIME USED- 75 | | | | | |
| TRI-STATE ELECTRIC CO. | | | | | | |
| CONTRACT 07963072 | | TOTALS | 206,936.75' | 54,260.77' | 149,971.13' | 76.2' |
| EL PASO | ON US 54 ENTRANCE & EXIT RAMPS | .500 | \$ 206,936.75' | 54,260.77' | 149,971.13' | 76.2' |
| US 54 | | | | | | |
| 0167-01-075 | | | | | | |
| CD 167-1-75 | O.S.B. MODIFICATIONS | | | | | |

| * CONTRACT IDENTIFICATION AND INFORMATION | | * LENGTH | * CONTRACT AMOUNT | * AMOUNT THIS ESTIMATE | * TOTAL ESTIMATE TO DATE | * % COMP |
|---|--|---|-------------------|------------------------|--------------------------|--------------------|
| EL PASO ON IH 10 ENTRANCE & EXIT RAMP | | .100 | \$ 341,874.50 | \$ 28,687.81 | \$ 85,117.81 | 26.2 |
| IH 10 2121-02-100 CD 2121-2-100 O.S.B. MODIFICATIONS | | | | | | |
| WORK ORDER- 08-20-96 DATE WORK COMPLETED- CONTRACT WORKING DAYS- 80 WORKING DAYS CHARGED- 6 | | WORK BEGAN- 10-31-96 TIME COMPUTED 10-31-96 ADDL DAYS GRANTED- PERCENT TIME USED- 8 | | | | |
| DAN WILLIAMS COMPANY | | CONTRACT 07963073 | TOTALS | 438,702.25 | 67,637.81 | 124,067.81 29.7 |
| EL PASO FM 659 (ZARAGOSA RD) | | 6.741 | \$ 22,200,488.45 | \$ 488,519.00 | \$ 24,939,621.64 | 99.9 |
| IH 10 HORIZON DR 2121-04-048 IM 10-1(214)32 REHABILITATION OF EXISTING ROAD | | | | | | |
| WORK ORDER- 09-30-94 DATE WORK COMPLETED- CONTRACT WORKING DAYS- 480 WORKING DAYS CHARGED- 613 | | WORK BEGAN- 10-31-94 TIME COMPUTED 10-16-94 ADDL DAYS GRANTED- 159 PERCENT TIME USED- 96 | | | | |
| J. D. ABRAMS, INC. | | CONTRACT 08940002 | TOTALS | 22,200,488.45 | 488,519.00 | 24,939,621.64 99.9 |
| EL PASO ASHFORD ST | | 4.011 | \$ 1,465,937.36 | \$.00 | \$ 1,522,936.75 | 99.9 |
| FM 1281 ASCENSION BLVD 3451-01-011 A 3451-1-11 GR, STRS & SURF | | | | | | |
| WORK ORDER- 10-06-95 DATE WORK COMPLETED- CONTRACT WORKING DAYS- 200 WORKING DAYS CHARGED- 268 | | WORK BEGAN- 10-23-95 TIME COMPUTED 10-22-95 ADDL DAYS GRANTED- 40 PERCENT TIME USED- 112 | | | | |
| ALLIED PAVING COMPANY | | CONTRACT 08950101 | TOTALS | 1,465,937.36 | .00 | 1,522,936.75 99.9 |
| EL PASO AT PADRES DRIVE | | 1.231 | \$ 2,943,487.10 | \$ 16,411.06 | \$ 2,896,801.59 | 99.9 |
| LP 375 2552-04-023 C 2552-4-23 GR, BA, SURF & STRUC | | | | | | |
| WORK ORDER- 09-26-95 DATE WORK COMPLETED- CONTRACT WORKING DAYS- 200 WORKING DAYS CHARGED- 283 | | WORK BEGAN- 10-12-95 TIME COMPUTED 10-12-95 ADDL DAYS GRANTED- 85 PERCENT TIME USED- 99 | | | | |
| DAN WILLIAMS COMPANY | | CONTRACT 08950107 | TOTALS | 2,943,487.10 | 16,411.06 | 2,896,801.59 99.9 |
| EL PASO 0.6 MI EAST OF FM 1281 (HORIZON BLVD) | | 6.486 | \$ 17,481,365.47 | \$ 1,038,893.84 | \$ 16,247,344.67 | 97.8 |
| IH 10 7.1 MI EAST OF FM 1281 (HORIZON BLVD) 2121-04-043 IM 10-1(215)38 REHAB | | | | | | |
| WORK ORDER- 10-04-95 DATE WORK COMPLETED- CONTRACT WORKING DAYS- 360 WORKING DAYS CHARGED- 279 | | WORK BEGAN- 12-06-95 TIME COMPUTED 10-20-95 ADDL DAYS GRANTED- PERCENT TIME USED- 78 | | | | |
| J. D. ABRAMS, INC. | | CONTRACT 08950119 | TOTALS | 17,481,365.47 | 1,038,893.84 | 16,247,344.67 97.8 |
| EL PASO MONTANA AVE (US 62/180) | | 4.125 | \$ 623,973.00 | \$.00 | \$.00 | .0 |
| CS CAROLINA DR-(YARBROUGH DR) 0924-06-110 STP 95(273)MM MISCELLANEOUS TYPE WORK | | | | | | |
| WORK ORDER- 00-00-00 DATE WORK COMPLETED- CONTRACT WORKING DAYS- 60 WORKING DAYS CHARGED- 0 | | WORK BEGAN- 00-00-00 TIME COMPUTED 00-00-00 ADDL DAYS GRANTED- PERCENT TIME USED- 0 | | | | |
| SILVERTON CONSTRUCTION COMPANY, INC. | | CONTRACT 08950160 | TOTALS | 623,973.00 | .00 | .00 0.0 |

* NO CURRENT ESTIMATE PROCESSED AT THE *
* TIME OF THIS RUN *

| * CONTRACT IDENTIFICATION AND INFORMATION | | * LENGTH | * CONTRACT AMOUNT | * AMOUNT THIS ESTIMATE | * TOTAL ESTIMATE TO DATE | * % COMP |
|---|--|--|-------------------|------------------------|--------------------------|-------------------|
| EL PASO US 62 0001-04-070 C 1-4-70 | 0.012 MILES EAST OF IH 110 0.111 MILES EAST OF IH 110 RECONSTRUCT NORTH RAMP | .101 | \$ 318,445.75' | 66,678.41' | 68,079.66' | 22.5' |
| EL PASO US 54 0167-04-007 C 167-4-7 | CUSTOMS ST GATENAY N CONST TURNAROUND | .119 | \$ 747,086.00' | 286,867.66' | 406,728.91' | 57.3' |
| WORK ORDER- 12-06-96 DATE WORK COMPLETED- CONTRACT WORKING DAYS- WORKING DAYS CHARGED- | 120 36 | WORK BEGAN- 01-21-97 TIME COMPUTED 12-22-96 ADDL DAYS GRANTED- PERCENT TIME USED- 30 | | | | |
| DAN WILLIAMS COMPANY | | CONTRACT 10963027 | TOTALS | 1,065,531.75' | 353,546.07' | 474,808.57' 46.9' |
| EL PASO LP 375 2552-01-030 CPM 2552-1-30 | US 54 (PATRIOT NORTH-SOUTH FREEMAY) BU 54 (DYER STREET) MICRO SURFACING | 3.022 | \$ 193,405.38' | .00' | .00' | .0' |
| WORK ORDER- 11-14-96 DATE WORK COMPLETED- CONTRACT WORKING DAYS- WORKING DAYS CHARGED- | 20 0 | WORK BEGAN- 00-00-00 TIME COMPUTED 00-00-00 ADDL DAYS GRANTED- PERCENT TIME USED- 0 | | | | |
| BALLOU CONSTRUCTION CO., INC. | | CONTRACT 10963033 | TOTALS | 193,405.38' | .00' | .00' 0.0' |
| EL PASO US 54 0167-01-073 STP 96(17)HES | FRTG RDS INT W/SEAN HAGGERTY IN EL PASO INSTALL TRAFFIC SIGNAL | .002 | \$ 184,856.79' | .00' | 145,731.39' | 98.3' |
| WORK ORDER- 12-18-95 DATE WORK COMPLETED- CONTRACT WORKING DAYS- WORKING DAYS CHARGED- | 60 121 | WORK BEGAN- 05-28-96 TIME COMPUTED 01-03-96 ADDL DAYS GRANTED- 7 PERCENT TIME USED- 181 | | | | |
| COMSAT CORPORATION | | CONTRACT 11950012 | TOTALS | 184,856.79' | .00' | 145,731.39' 98.3' |
| EL PASO CS 0924-06-099 CM 95(5) | AT. VISCOUNT BLVD, MCRAE/GILES BLVD, & LEE TREVINO DR MISCELLANEOUS TYPE WORK | .001 | \$ 316,907.63' | .00' | .00' | .0' |
| WORK ORDER- 03-28-96 DATE WORK COMPLETED- CONTRACT WORKING DAYS- WORKING DAYS CHARGED- | 80 0 | WORK BEGAN- 04-13-96 TIME COMPUTED 04-13-96 ADDL DAYS GRANTED- PERCENT TIME USED- 0 | | | | |
| FLORIDA TRAFFIC CONTROL DEVICES, INC. | | CONTRACT 11950015 | TOTALS | 316,907.63' | .00' | .00' 0.0' |
| EL PASO MH 8015-24-002 C 8015-24-2 | ON DONIPHAN DR FROM .703 M S OF SH20 SUNLAND PARK DRIVE RECONST GR, FB, ACP, DRAINAGE & ILLUM | 2.460 | \$ 6,591,256.70' | 71,864.61' | 71,864.61' | 1.1' |
| WORK ORDER- 12-30-96 DATE WORK COMPLETED- CONTRACT WORKING DAYS- WORKING DAYS CHARGED- | 360 0 | WORK BEGAN- 02-14-97 TIME COMPUTED 01-15-97 ADDL DAYS GRANTED- PERCENT TIME USED- 0 | | | | |
| J. D. ABRAMS, INC. | | CONTRACT 11963041 | TOTALS | 6,591,256.70' | 71,864.61' | 71,864.61' 1.1' |
| EL PASO SH 20 0002-03-016 CPM 2-3-16 | 1.287 KM E OF FM 76 EL PASO HUDSPETH COUNTY LINE ASPHALTIC RUBBER SEAL COAT | 18.932 | \$ 295,592.00' | .00' | .00' | .0' |

| * CONTRACT IDENTIFICATION AND INFORMATION | | * LENGTH | * CONTRACT AMOUNT | * AMOUNT THIS ESTIMATE | * TOTAL ESTIMATE TO DATE | * % COMP |
|---|--------------------------------------|----------|---------------------------------------|------------------------|--------------------------|----------|
| EL PASO | LOOP 375 | 17.191 | \$ 286,255.05 | \$.00 | .00 | .0 |
| US 62 | 2.253 KM WEST OF FM 2775 | | | | | |
| 0374-02-056 | | | | | | |
| CPM 374-2-56 | ASPHALTIC RUBBER SEAL COAT | | | | | |
| EL PASO | 2.253 KM WEST OF FM 2775 | 1.221 | \$ 16,078.30 | \$.00 | .00 | .0 |
| US 62 | 1.030 KM WEST OF FM 2775 | | | | | |
| 0374-03-022 | | | | | | |
| CPM 374-3-22 | ASPHALTIC RUBBER SEAL COAT | | | | | |
| WORK ORDER- 12-04-96 | WORK BEGAN- 00-00-00 | | | | | |
| DATE WORK COMPLETED- | TIME COMPUTED 00-00-00 | | | | | |
| CONTRACT WORKING DAYS- | 40 ADDL DAYS GRANTED- | | | | | |
| WORKING DAYS CHARGED- | 0 PERCENT TIME USED- 0 | | | | | |
| JONES BROS. DIRT & PAVING CONTRACTORS, INC. | | | | | | |
| | CONTRACT 11963079 | TOTALS | 597,925.35 | .00 | .00 | 0.0 |
| EL PASO | 2.000 MI. WEST OF FABENS INTERCHANGE | 2.167 | \$ 5,867,329.00 | \$.00 | .00 | .0 |
| IH 10 | 1.500 MI. EAST OF FABENS INTERCHANGE | | | | | |
| 2121-04-056 | | | | | | |
| IH 10-1(218)49 | REHAB | | | | | |
| WORK ORDER- 01-29-97 | WORK BEGAN- 00-00-00 | | | | | |
| DATE WORK COMPLETED- | TIME COMPUTED 02-14-97 | | | | | |
| CONTRACT WORKING DAYS- | 200 ADDL DAYS GRANTED- | | | | | |
| WORKING DAYS CHARGED- | 0 PERCENT TIME USED- 0 | | | | | |
| DAN WILLIAMS COMPANY | | | | | | |
| | CONTRACT 12963028 | TOTALS | 5,867,329.00 | .00 | .00 | 0.0 |
| HUDSPETH | AT GRADE SEPARATION | .234 | \$ 249,246.00 | \$.00 | 247,774.62 | 100.0 |
| IH 10 | IN SIERRA BLANCA | | | | | |
| 0002-07-036 | | | | | | |
| CD 2-7-36 | CONC RIPRAP & DITCH LINING | | | | | |
| WORK ORDER- 06-24-96 | WORK BEGAN- 07-29-96 | | | | | |
| DATE WORK COMPLETED- | TIME COMPUTED 07-10-96 | | | | | |
| CONTRACT WORKING DAYS- | 40 ADDL DAYS GRANTED- | | | | | |
| WORKING DAYS CHARGED- | 39 PERCENT TIME USED- 98 | | | | | |
| S T E INC. | | | | | | |
| | CONTRACT 05963110 | TOTALS | 249,246.00 | .00 | 247,774.62 | 100.0 |
| PRESIDIO | BRENSTER/PRESIDIO CO. LINE | SH 17 | \$ 1,119,729.07 | \$.00 | .00 | .0 |
| US 67 | | 109.056 | | | | |
| 0020-08-035 | | | | | | |
| CPM 20-8-35 | REGULAR SEAL COAT | | | | | |
| WORK ORDER- 03-06-97 | WORK BEGAN- 00-00-00 | | | | | |
| DATE WORK COMPLETED- | TIME COMPUTED 00-00-00 | | | | | |
| CONTRACT WORKING DAYS- | 60 ADDL DAYS GRANTED- | | | | | |
| WORKING DAYS CHARGED- | 0 PERCENT TIME USED- 0 | | | | | |
| J. H. STRAIN & SONS, INC. | | | | | | |
| | CONTRACT 02973019 | TOTALS | 1,119,729.07 | .00 | .00 | 0.0 |
| PRESIDIO | 2.01 KM NORTH OF FM 170 | 9.649 | \$ 204,110.76 | \$.00 | .00 | .0 |
| US 67 | 0.01 KM EAST OF U.S. INT'L BRIDGE | | | | | |
| 0104-09-026 | | | | | | |
| CPM 104-9-26 | MICRO-SURFACING | | | | | |
| WORK ORDER- 01-08-97 | WORK BEGAN- 00-00-00 | | | | | |
| DATE WORK COMPLETED- | TIME COMPUTED 00-00-00 | | | | | |
| CONTRACT WORKING DAYS- | 60 ADDL DAYS GRANTED- | | | | | |
| WORKING DAYS CHARGED- | 0 PERCENT TIME USED- 0 | | | | | |
| CLARK CONSTRUCTION CO., INC. | | | | | | |
| | CONTRACT 12963055 | TOTALS | 204,110.76 | .00 | .00 | 0.0 |
| | | | DISTRICT CONTRACT AMOUNT | 109,328,349.91 | | |
| | | | DISTRICT ESTIMATES THIS MONTH | 3,954,170.14 | | |
| | | | DISTRICT TOTAL ESTIMATES PAID TO DATE | 81,488,564.00 | | |

| * CONTRACT IDENTIFICATION AND INFORMATION | | * LENGTH | * CONTRACT AMOUNT | * AMOUNT THIS ESTIMATE | * TOTAL ESTIMATE TO DATE | * % COMP |
|---|--|----------|-------------------|------------------------|--------------------------|----------|
| BRISCOE QUITAQUE | | 5.208 | \$ 1,641,289.35' | 9,823.00' | 515,788.18' | 33.0' |
| SH 86 TOP OF CAPROCK | | | | | | |
| 0303-04-027 CSR 303-4-27 REHABILITATION OF EXISTING ROADWAY | | | | | | |
| WORK ORDER- 08-28-96 WORK BEGAN- 09-13-96 | | | | | | |
| DATE WORK COMPLETED- TIME COMPUTED 09-13-96 | | | | | | |
| CONTRACT WORKING DAYS- 180 ADDL DAYS GRANTED- | | | | | | |
| WORKING DAYS CHARGED- 69 PERCENT TIME USED- 38 | | | | | | |
| LIPHAM CONSTRUCTION CO., INC. | | | | | | |
| CONTRACT 07963048 | | TOTALS | 1,641,289.35' | 9,823.00' | 515,788.18' | 33.0' |
| CHILDRESS US 83, E | | 1.983 | \$ 1,105,962.55' | .00' | .00' | .0' |
| FM 164 S. MAIN | | | | | | |
| 0043-16-011 STP 97(54)UM BS, C & G, STR, 2 CST | | | | | | |
| WORK ORDER- 00-00-00 WORK BEGAN- 00-00-00 | | | | | | |
| DATE WORK COMPLETED- TIME COMPUTED 00-00-00 | | | | | | |
| CONTRACT WORKING DAYS- 125 ADDL DAYS GRANTED- | | | | | | |
| WORKING DAYS CHARGED- 0 PERCENT TIME USED- 0 | | | | | | |
| J. LEE MILLIGAN, INC. | | | | | | |
| CONTRACT 01973023 | | TOTALS | 1,105,962.55' | .00' | .00' | 0.0' |
| CHILDRESS 0.42 MI E OF CHILDRESS CL | | .100 | \$ 66,750.00' | 494.03' | 61,141.35' | 96.4' |
| US 287 | | | | | | |
| 0043-01-050 CL 43-1-50 LANDSCAPE DEVELOPMENT | | | | | | |
| WORK ORDER- 04-11-96 WORK BEGAN- 04-27-96 | | | | | | |
| DATE WORK COMPLETED- TIME COMPUTED 04-27-96 | | | | | | |
| CONTRACT WORKING DAYS- 40 ADDL DAYS GRANTED- | | | | | | |
| WORKING DAYS CHARGED- 25 PERCENT TIME USED- 63 | | | | | | |
| TOMMY L. JOHNSON, INC. | | | | | | |
| CONTRACT 03963093 | | TOTALS | 66,750.00' | 494.03' | 61,141.35' | 96.4' |
| CHILDRESS US 287 | | 7.625 | \$ 1,448,718.63' | 22,729.74' | 691,567.13' | 50.2' |
| FM 164 US 83 | | | | | | |
| 0670-01-008 AR 670-1-8 REHABILITATION OF EXISTING ROADWAY | | | | | | |
| WORK ORDER- 09-04-96 WORK BEGAN- 09-23-96 | | | | | | |
| DATE WORK COMPLETED- TIME COMPUTED 09-20-96 | | | | | | |
| CONTRACT WORKING DAYS- 180 ADDL DAYS GRANTED- 11 | | | | | | |
| WORKING DAYS CHARGED- 40 PERCENT TIME USED- 21 | | | | | | |
| J. LEE MILLIGAN, INC. | | | | | | |
| CONTRACT 07963047 | | TOTALS | 1,448,718.63' | 22,729.74' | 691,567.13' | 50.2' |
| CHILDRESS @ BUCK CREEK BRIDGE | | .208 | \$ 1,315,493.20' | .00' | 1,204,050.39' | 98.6' |
| US 83 | | | | | | |
| 0031-05-030 C 31-5-30 REPLACE BRIDGE AND APPROACHES | | | | | | |
| WORK ORDER- 10-02-95 WORK BEGAN- 10-31-95 | | | | | | |
| DATE WORK COMPLETED- TIME COMPUTED 10-31-95 | | | | | | |
| CONTRACT WORKING DAYS- 166 ADDL DAYS GRANTED- 2 | | | | | | |
| WORKING DAYS CHARGED- 197 PERCENT TIME USED- 117 | | | | | | |
| GILVIN-TERRILL, INC. | | | | | | |
| CONTRACT 08950221 | | TOTALS | 1,315,493.20' | .00' | 1,204,050.39' | 98.6' |
| COLLINGSWORTH ETC FM 338, N | | 5.982 | \$ 1,326,021.86' | 149,125.65' | 149,125.65' | 11.8' |
| US 83 ETC KM (DIVIDED HIGHWAY SECTION) | | | | | | |
| 0031-04-034 ETC SEALCOAT | | | | | | |
| CPM 31-4-34 | | | | | | |
| WORK ORDER- 11-15-96 WORK BEGAN- 02-28-97 | | | | | | |
| DATE WORK COMPLETED- TIME COMPUTED 02-28-97 | | | | | | |
| CONTRACT WORKING DAYS- 60 ADDL DAYS GRANTED- | | | | | | |
| WORKING DAYS CHARGED- 0 PERCENT TIME USED- 0 | | | | | | |
| MISSOURI PETROLEUM PRODUCTS COMPANY | | | | | | |
| CONTRACT 10963018 | | TOTALS | 1,326,021.86' | 149,125.65' | 149,125.65' | 11.8' |

| * CONTRACT IDENTIFICATION AND INFORMATION | | * LENGTH | * CONTRACT AMOUNT | * AMOUNT THIS ESTIMATE | * TOTAL ESTIMATE TO DATE | * % COMP |
|---|--|----------|-------------------|------------------------|--------------------------|----------|
| COTTLE @ SOUTH PEASE RIVER BRIDGE | | .549 | \$ 1,884,972.68 | \$ 73,448.05 | 1,531,879.77 | 85.5 |
| US 83 0032-02-022 CSBR 32-2-22 | | | | | | |
| REPLACE BRIDGE AND APPROACHES | | | | | | |
| WORK ORDER- 00-00-00 | | | | | | |
| DATE WORK COMPLETED- | | | | | | |
| CONTRACT WORKING DAYS- 260 | | | | | | |
| WORKING DAYS CHARGED- 257 | | | | | | |
| WORK BEGAN- 07-31-95 | | | | | | |
| TIME COMPUTED 07-31-95 | | | | | | |
| ADDL DAYS GRANTED- 50 | | | | | | |
| PERCENT TIME USED- 83 | | | | | | |
| GILVIN-TERRILL, INC. | | | | | | |
| CONTRACT 06950023 | | TOTALS | 1,884,972.68 | 73,448.05 | 1,531,879.77 | 85.5 |
| ***** | | | | | | |
| COTTLE JCT US 62/70, N | | 33.875 | \$ 366,447.00 | \$ 44,800.98 | 44,800.98 | 12.8 |
| US 62 0032-03-032 CPM 32-3-32 | | | | | | |
| CHILDRESS C/L SEALCOAT | | | | | | |
| COTTLE JCT US 62/70, S | | 20.565 | \$ 189,103.16 | \$.00 | .00 | .0 |
| US 83 0032-04-021 CPM 32-4-21 | | | | | | |
| KING C/L SEALCOAT | | | | | | |
| KING 13.679 KM S OF COTTLE C/L | | 10.897 | \$ 107,208.02 | \$.00 | .00 | .0 |
| US 83 0032-05-028 CPM 32-5-28 | | | | | | |
| SEALCOAT | | | | | | |
| HARDEMAN SP 133, S | | 1.095 | \$ 3,976.16 | \$.00 | .00 | .0 |
| FM 2568 0043-11-001 CPM 43-11-1 | | | | | | |
| US 287 SEALCOAT | | | | | | |
| MOTLEY FM 94 | | 11.627 | \$ 34,349.11 | \$.00 | .00 | .0 |
| FM 656 0311-06-007 CPM 311-6-7 | | | | | | |
| HALL C/L SEALCOAT | | | | | | |
| FOARD US 70, N | | 4.156 | \$ 12,278.31 | \$.00 | .00 | .0 |
| FM 1039 0538-04-005 CPM 538-4-5 | | | | | | |
| 4.156 KM SEALCOAT | | | | | | |
| MOTLEY JCT FM 656, S | | 24.856 | \$ 73,480.30 | \$.00 | .00 | .0 |
| FM 94 0704-05-015 CPM 704-5-15 | | | | | | |
| 24.856 KM SEALCOAT | | | | | | |
| COTTLE US 83, WEST AND SOUTH | | 11.371 | \$ 34,196.18 | \$.00 | .00 | .0 |
| FM 452 0711-03-013 CPM 711-3-13 | | | | | | |
| 11.505 KM SEALCOAT | | | | | | |
| KING FM 193 | | 2.891 | \$ 8,540.49 | \$.00 | .00 | .0 |
| FM 2569 0711-04-004 CPM 711-4-4 | | | | | | |
| COTTLE C/L SEALCOAT | | | | | | |
| KING US 83 | | 20.703 | \$ 61,300.10 | \$.00 | .00 | .0 |
| FM 193 0950-02-010 CPM 950-2-10 | | | | | | |
| DICKENS C/L SEALCOAT | | | | | | |
| KING US 83 | | 8.090 | \$ 23,902.87 | \$.00 | .00 | .0 |
| FM 1168 0950-03-010 CPM 950-3-10 | | | | | | |
| COTTLE C/L SEALCOAT | | | | | | |
| HARDEMAN US 287, N | | 27.060 | \$ 80,820.16 | \$.00 | .00 | .0 |
| FM 680 1701-01-012 CPM 1701-1-12 | | | | | | |
| 27.060 KM SEALCOAT | | | | | | |
| DICKENS SH 70 | | 5.252 | \$ 15,733.50 | \$.00 | .00 | .0 |
| SH 208 2011-01-006 CPM 2011-1-6 | | | | | | |
| KENT C/L SEALCOAT | | | | | | |

| * CONTRACT IDENTIFICATION AND INFORMATION | | * LENGTH | * CONTRACT AMOUNT | * AMOUNT THIS ESTIMATE | * TOTAL ESTIMATE TO DATE | * % COMP |
|--|---|----------|-------------------|------------------------|--------------------------|----------|
| HARDEMAN FM 2533 2145-02-005 CPM 2145-2-5 | SH 6, E 8.778 KM SEALCOAT | 8.778 | \$ 26,150.99 | \$.00 | .00 | .0 |
| MOTLEY FM 684 2425-02-006 CPM 2425-2-6 | LP 42 FLOYD C/L SEALCOAT | 17.610 | \$ 55,556.62 | \$.00 | .00 | .0 |
| HARDEMAN FM 2568 2532-01-004 CPM 2532-1-4 | US 287, S 2.081 KM SEALCOAT | 2.081 | \$ 8,054.01 | \$.00 | .00 | .0 |
| HARDEMAN FM 268 2533-01-009 CPM 2533-1-9 | 2.575 KM S OF US 287, N CHILDRESS C/L SEALCOAT | 13.978 | \$ 41,689.93 | \$.00 | .00 | .0 |
| FOARD FM 2566 2544-01-006 CPM 2544-1-6 | US 70, N 6.504 KM SEALCOAT | 6.504 | \$ 19,216.37 | \$.00 | .00 | .0 |
| FOARD FM 2877 2842-01-004 CPM 2842-1-4 | FM 1594 FM 267 SEALCOAT | 7.741 | \$ 23,132.99 | \$.00 | .00 | .0 |
| HARDEMAN FM 2568 3184-01-007 CPM 3184-1-7 | 2.081 KM S OF US 287 FM 2640 SEALCOAT | 8.306 | \$ 24,539.27 | \$.00 | .00 | .0 |
| DICKENS FM 3294 3480-01-004 CPM 3480-1-4 | SH 70, N 6.343 KM SEALCOAT | 6.343 | \$ 18,872.86 | \$.00 | .00 | .0 |
| WORK ORDER- 11-07-97 WORK BEGAN- 02-28-97 DATE WORK COMPLETED- TIME COMPUTED 02-28-97 CONTRACT WORKING DAYS- ADDL DAYS GRANTED- WORKING DAYS CHARGED- PERCENT TIME USED- 0 | | | | | | |
| LIPHAM CONSTRUCTION CO., INC. | | | | | | |
| CONTRACT 10963068 | | TOTALS | 1,228,548.40 | 44,800.98 | 44,800.98 | 3.8 |
| COTLE PW 0925-14-001 C 925-14-1 | MATADOR WILDLIFE MANAGEMENT AREA REHABILITATION OF EXISTING PARK ROADS | 22.972 | \$ 172,099.75 | \$ 76,043.63 | 154,543.02 | 94.5 |
| WORK ORDER- 01-07-97 WORK BEGAN- 01-23-97 DATE WORK COMPLETED- TIME COMPUTED 01-23-97 CONTRACT WORKING DAYS- ADDL DAYS GRANTED- WORKING DAYS CHARGED- PERCENT TIME USED- 33 | | | | | | |
| LIPHAM CONSTRUCTION CO., INC. | | | | | | |
| CONTRACT 12963027 | | TOTALS | 172,099.75 | 76,043.63 | 154,543.02 | 94.5 |
| DONLEY US 287 0042-07-047 CPM 42-7-47 | 0.160 KM SE OF CLARENDON ECL 0.544 KM W OF SH 203 IN HEDLEY REHAB OF EXIST RDMY | 19.049 | \$ 1,368,854.44 | \$.00 | .00 | .0 |
| WORK ORDER- 02-19-97 WORK BEGAN- 00-00-00 DATE WORK COMPLETED- TIME COMPUTED 03-07-97 CONTRACT WORKING DAYS- ADDL DAYS GRANTED- WORKING DAYS CHARGED- PERCENT TIME USED- 0 | | | | | | |
| GILBERT TEXAS CONSTRUCTION CORP. | | | | | | |
| CONTRACT 01973067 | | TOTALS | 1,368,854.44 | .00 | .00 | 0.0 |

* NO CURRENT ESTIMATE PROCESSED AT THE *
* TIME OF THIS RUN *

| * CONTRACT IDENTIFICATION AND INFORMATION | | * LENGTH | * CONTRACT AMOUNT | * AMOUNT THIS ESTIMATE | * TOTAL ESTIMATE TO DATE | * % COMP |
|--|------------------------|---------------|-------------------|------------------------|--------------------------|----------|
| DONLEY CLARENDON E CITY LIMITS, S HEDLEY E CITY LIMITS (SBL) | | 23.625 | \$ 3,988,049.98 | .00 | 3,392,302.51 | 89.5 |
| US 287 0042-07-045 NH 96(11)R REHABILITATION OF EXISTING ROADWAY | | | | | | |
| WORK ORDER- 01-19-96 | WORK BEGAN- 02-15-96 | | | | | |
| DATE WORK COMPLETED- | TIME COMPUTED 02-04-96 | | | | | |
| CONTRACT WORKING DAYS- 133 | ADDL DAYS GRANTED- 49 | | | | | |
| WORKING DAYS CHARGED- 147 | PERCENT TIME USED- 81 | | | | | |
| GILVIN-TERRILL, INC. | | | | | | |
| CONTRACT 12950043 | | TOTALS | 3,988,049.98 | .00 | 3,392,302.51 | 89.5 |
| HALL 10.733 KM S OF MEMPHIS S CITY LIMITS N END PRAIRIE DOG TOWN FORK OF RED RVR B | | 9.152 | \$ 2,084,185.62 | 51,870.00 | 51,870.00 | 2.6 |
| US 287 0042-09-091 STP 97(75)R REHABILITATION OF EXISTING ROADWAY | | | | | | |
| WORK ORDER- 02-28-97 | WORK BEGAN- 02-28-97 | | | | | |
| DATE WORK COMPLETED- | TIME COMPUTED 03-16-97 | | | | | |
| CONTRACT WORKING DAYS- 130 | ADDL DAYS GRANTED- | | | | | |
| WORKING DAYS CHARGED- 0 | PERCENT TIME USED- 0 | | | | | |
| GILBERT TEXAS CONSTRUCTION CORP. | | | | | | |
| CONTRACT 01973042 | | TOTALS | 2,084,185.62 | 51,870.00 | 51,870.00 | 2.6 |
| HARDEMAN 7.22 KM SE OF CHILDRESS C/L 0.966 KM W OF ACME (SBL) | | 8.597 | \$ 1,048,858.42 | 83,756.76 | 83,756.76 | 8.4 |
| US 287 0043-02-057 STP 96(771)R REHABILITATION OF EXISTING ROADWAY | | | | | | |
| WORK ORDER- 08-22-96 | WORK BEGAN- 02-06-97 | | | | | |
| DATE WORK COMPLETED- | TIME COMPUTED 09-07-96 | | | | | |
| CONTRACT WORKING DAYS- 101 | ADDL DAYS GRANTED- | | | | | |
| WORKING DAYS CHARGED- 6 | PERCENT TIME USED- 6 | | | | | |
| AMARILLO ROAD COMPANY | | | | | | |
| CONTRACT 07963087 | | TOTALS | 1,048,858.42 | 83,756.76 | 83,756.76 | 8.4 |
| HARDEMAN ETC US 287 | | FOARD 129.215 | \$ 1,458,157.00 | .00 | 1,134,942.58 | 81.5 |
| SH 6 ETC C/L 0098-01-031 ETC CPM 98-1-31 SEALCOAT | | | | | | |
| WORK ORDER- 01-19-95 | WORK BEGAN- 03-20-96 | | | | | |
| DATE WORK COMPLETED- | TIME COMPUTED 03-20-96 | | | | | |
| CONTRACT WORKING DAYS- 60 | ADDL DAYS GRANTED- 7 | | | | | |
| WORKING DAYS CHARGED- 28 | PERCENT TIME USED- 42 | | | | | |
| LIPHAM CONSTRUCTION CO., INC. | | | | | | |
| CONTRACT 12950049 | | TOTALS | 1,458,157.00 | .00 | 1,134,942.58 | 81.5 |
| KNOX BENJAMIN, W 6.0 MI | | 8.994 | \$ 1,578,561.92 | .00 | .00 | .0 |
| US 82 0133-02-021 STP 97(293)R REHABILITATION OF EXISTING ROADWAY | | | | | | |
| WORK ORDER- 00-00-00 | WORK BEGAN- 00-00-00 | | | | | |
| DATE WORK COMPLETED- | TIME COMPUTED 00-00-00 | | | | | |
| CONTRACT WORKING DAYS- 180 | ADDL DAYS GRANTED- | | | | | |
| WORKING DAYS CHARGED- 0 | PERCENT TIME USED- 0 | | | | | |
| GILVIN-TERRILL, INC. | | | | | | |
| CONTRACT 02973008 | | TOTALS | 1,578,561.92 | .00 | .00 | 0.0 |
| WHEELER GRAY C/L, E 6.0 MI (EBL) | | 5.492 | \$ 6,225,234.26 | 1,038.17 | 594,621.63 | 10.0 |
| IH 40 0275-12-058 IM 40-2(23)146 RECONSTRUCT GRADE AND CONCRETE PAVEMENT | | | | | | |
| WORK ORDER- 10-16-96 | WORK BEGAN- 10-31-96 | | | | | |
| DATE WORK COMPLETED- | TIME COMPUTED 11-01-96 | | | | | |
| CONTRACT WORKING DAYS- 162 | ADDL DAYS GRANTED- 2 | | | | | |
| WORKING DAYS CHARGED- 20 | PERCENT TIME USED- 12 | | | | | |
| DUININCK BROS, INC. | | | | | | |
| CONTRACT 09963040 | | TOTALS | 6,225,234.26 | 1,038.17 | 594,621.63 | 10.0 |

| * CONTRACT IDENTIFICATION AND INFORMATION | | * LENGTH | * CONTRACT AMOUNT | * AMOUNT THIS ESTIMATE | * TOTAL ESTIMATE TO DATE | * % COMP |
|---|---|----------|-------------------|------------------------|---------------------------------------|---------------|
| WHEELER US 83 0030-08-023 CPM 30-8-23 | SH 152, N HEMPHILL C/L SEALCOAT | 133.216 | \$ 1,382,237.50 | .00 | 829,393.23 | 63.1 |
| BRISCOE VA 0925-12-003 C 925-12-3 | @ CAPROCK CANYONS STATE PARK SEALCOAT | 7.910 | \$ 67,260.00 | .00 | 151,214.46 | 99.9 |
| WORK ORDER- 00-00-00 DATE WORK COMPLETED- CONTRACT WORKING DAYS- WORKING DAYS CHARGED- | WORK BEGAN- 04-30-96 TIME COMPUTED 04-30-96 ADDL DAYS GRANTED- PERCENT TIME USED- 58 | | | | | |
| MISSOURI PETROLEUM PRODUCTS COMPANY | CONTRACT 12950019 | TOTALS | 1,449,497.50 | .00 | 980,607.69 | 71.2 |
| | | | | | DISTRICT CONTRACT AMOUNT | 29,391,255.56 |
| | | | | | DISTRICT ESTIMATES THIS MONTH | 513,130.01 |
| | | | | | DISTRICT TOTAL ESTIMATES PAID TO DATE | 10,590,997.64 |

0

24

31

109,328,349.91

