



# Annual Financial Report

for the fiscal year ended  
August 31, 2017



**TEXAS WATER DEVELOPMENT BOARD**

**ANNUAL FINANCIAL REPORT  
(UNAUDITED)**

**FOR THE FISCAL YEAR ENDED AUGUST 31, 2017**



# TEXAS WATER DEVELOPMENT BOARD MEMBERS

As of November, 2017

BECH BRUUN.....CHAIRMAN

KATHLEEN JACKSON.....MEMBER

PETER M. LAKE.....MEMBER

## TEXAS WATER DEVELOPMENT BOARD (Agency)

JEFF WALKER.....EXECUTIVE ADMINISTRATOR

Authorization for use or reproduction of any original material contained in the publication, i.e., not obtained from other sources, is freely granted. The Board would appreciate acknowledgment.

PUBLISHED AND DISTRIBUTED BY:  
THE TEXAS WATER DEVELOPMENT BOARD  
P. O. Box 13231  
AUSTIN, TEXAS 78711-3231



# Texas Water Development Board

P.O. Box 13231, 1700 N. Congress Ave.  
Austin, TX 78711-3231, [www.twdb.texas.gov](http://www.twdb.texas.gov)  
Phone (512) 463-7847, Fax (512) 475-2053

November 20, 2017

Honorable Greg Abbott, Governor  
Honorable Glenn Hegar, Texas Comptroller  
Ursula Parks, Director, Legislative Budget Board  
Lisa Collier, First Assistant State Auditor


Ladies and Gentlemen:

We are pleased to submit the Annual Financial Report of the Texas Water Development Board for the year ended August 31, 2017, in compliance with the Texas Government Code Annotated, Section 2101.011, and in accordance with the requirements established by the Texas Comptroller of Public Accounts.

Due to the statewide requirements embedded in Governmental Accounting Standards Board (GASB) Statement No. 34, *Basic Financial Statements – and Management’s Discussion and Analysis – for State and Local Governments*, the Texas Comptroller of Public Accounts does not require the accompanying annual financial report to comply with all the requirements in this statement. The financial report will be considered for audit by the State Auditor as part of the audit of the State of Texas *Comprehensive Annual Financial Report* (CARF); therefore, an opinion has not been expressed on the financial statements and related information contained in this report.

If you have any questions, please contact Rebecca Trevino, at (512) 936-0809. LeeRoy Lopez may be contacted at (512) 463-9872 for questions related to the Schedule of Expenditures of Federal Awards.

Sincerely,



Jeff Walker  
Executive Administrator

Enclosure: Annual Financial Report of the Texas Water Development Board for year ended August 31, 2017.

#### Our Mission

To provide leadership, information, education, and support for planning, financial assistance, and outreach for the conservation and responsible development of water for Texas

#### Board Members

Bech Bruun, Chairman | Kathleen Jackson, Board Member | Peter Lake, Board Member

Jeff Walker, Executive Administrator





# Table of Contents

## Introductory Section

Board and Key Personnel  
Letter of Transmittal

## General Purpose Financial Statements – Exhibits:

I. Combined Balance Sheet/Statement of Net Position – Governmental Funds .....	4
II. Combined Statement of Revenues, Expenditures and Changes in Fund Balances/ Statement of Activities – Governmental Funds .....	6
III. Combined Statement of Net Position – Proprietary Funds .....	8
IV. Combined Statement of Revenues, Expenses and Changes in Net Position – Proprietary funds .....	9
V. Combined Statement of Cash Flows – Proprietary Funds.....	10
VI. Combined Statement of Net Position – Fiduciary Funds .....	12

## Notes to the Financial Statements:

1. Summary of Significant Accounting Policies .....	14
2. Capital Assets .....	21
3. Deposits, Investments and Repurchase Agreements .....	21
4. Short-Term Debt (not applicable) .....	24
5. Long-Term Liabilities .....	24
6. Bonded Indebtedness .....	25
7. Derivative Instruments (not applicable).....	31
8. Operating Leases .....	32
9. Defined Benefit Pension Plans and Defined Contribution Plan .....	32
10. Deferred Compensation (not applicable) .....	32
11. Post-Employment Health Care and Life Insurance Benefits .....	33
12. Interfund Activity and Transactions.....	33
13. Continuance Subject to Review .....	34
14. Adjustments to Fund Balances and Net Position (not applicable).....	34
15. Contingencies and Commitments.....	34
16. Subsequent Events .....	35
17. Risk Management .....	36
18. Management Discussion and Analysis .....	37
19. The Financial Reporting Entity .....	38
20. Stewardship, Compliance and Accountability .....	38
21. N/A.....	38
22. Donor Restricted Endowments (not applicable).....	39
23. Extraordinary and Special Items (not applicable).....	39
24. Disaggregation of Receivable and Payable Balances (not applicable) .....	39
25. Termination Benefits (not applicable) .....	39
26. Segment Information (not applicable).....	39
27. Service Concession Arrangements (not applicable) .....	39

28. Deferred Outflows of Resources and Deferred Inflows of Resources (not applicable).....	39
29. Troubled Debt Restructuring(not applicable) .....	40
30. Non-Exchange Financial Guarantees(not applicable).....	40
31. Tax Abatements (not applicable).....	40
32. Fund Balances (not applicable).....	40

**Individual Funds Financial Statements – Exhibits:**

All General and Consolidated Funds

A-1 Combining Balance Sheet .....	42
A-2 Combining Statement of Revenues, Expenditures and Changes in Fund Balances – .....	43

Special Revenue Funds

B-1 Combining Balance Sheet .....	44
B-2 Combining Statement of Revenues, Expenditures and Changes in Fund Balances .....	46

Debt Service Funds

C-1 Combining Balance Sheet .....	48
C-2 Combining Statement of Revenues, Expenditures and Changes in Fund Balances .....	49

Enterprise Funds


F-1 Combining Statement of Net Position.....	50
F-2 Combining Statement of Revenues, Expenses and Changes in Net Position .....	52
F-3 Combining Statement of Cash Flows .....	54

Agency Funds

J-1 Combining Statement of Changes in Assets and Liabilities .....	58
L-1 Combining Statement of Net Position – Discretely Presented Proprietary Component Units .....	59
L-2 Combining Statement of Revenues, Expenses, and Changes in Net Position - Discretely Presented Proprietary Component Unit .....	60

**Other Information – Schedules**

1A Schedule of Expenditures of Federal Awards.....	62
1B State Grant Pass-Throughs From/To State Agencies .....	65
2A Miscellaneous Bond Information .....	66
2B Changes in Bonded Indebtedness .....	68
2C Debt Service Requirements .....	72
2D Analysis of Funds Available for Debt Service.....	78
2E Defeased Bonds Outstanding .....	80
2F Early Extinguishment and Refunding.....	81
6 Loans and Contracts .....	82



General  
Purpose  
Financial  
Statements

UNAUDITED

Texas Water Development Board (580)  
 Exhibit I - Combined Balance Sheet / Statement of Net Position –  
 Governmental Funds  
 August 31, 2017

	General Funds (Exhibit A-1)	Special Revenue Funds (Exhibit B-1)	Debt Service Funds (Exhibit C-1)
<b>ASSETS</b>			
Current Assets:			
Cash and Cash Equivalents:			
Cash on Hand	\$ 100.00	\$ -	\$ -
Cash in Bank (Note 3)	26,000.00	-	-
Cash in State Treasury	-	248,893,115.85	36,685.00
Short Term Investments (Note 3)	-	46,637,502.66	-
Legislative Appropriations	14,410,974.06	-	-
Receivables From:			
Federal	242,987.66	-	-
Interest and Dividends	-	2,565,955.75	356.28
Accounts Receivable	16,922.78	21,513.75	-
Interfund Receivable (Note 12)	-	-	-
Due From Other Funds	74,363.08	32,122.65	-
Due From Other Agencies	579,616.46	-	-
Loans and Contracts	-	47,934,314.34	-
<b>Total Current Assets</b>	<b>15,350,964.04</b>	<b>346,084,525.00</b>	<b>37,041.28</b>
Non-Current Assets:			
Loans & Contracts	-	679,644,925.14	-
Investments (Note 3)	-	1,733,193,753.24	-
Capital Assets (Note 2):			
Depreciable			
Furniture and Equipment	-	-	-
Accumulated Depreciation	-	-	-
Vehicle, Boats, and Aircraft	-	-	-
Accumulated Depreciation	-	-	-
Other Capital Assets	-	-	-
Accumulated Depreciation	-	-	-
Intangible Assets			
Intangible Computer Software	-	-	-
Accumulated Amortization	-	-	-
<b>Total Non-Current Assets</b>	<b>-</b>	<b>2,412,838,678.38</b>	<b>-</b>
<b>Total Assets</b>	<b>\$ 15,350,964.04</b>	<b>\$ 2,758,923,203.38</b>	<b>\$ 37,041.28</b>
<b>LIABILITIES AND FUND BALANCES</b>			
Liabilities:			
Current Liabilities:			
Payables From:			
Accounts Payable	\$ 1,639,988.34	\$ 1,018,318.18	\$ -
Payroll Payable	2,099,605.27	9,397.96	-
Other	-	-	-
Interfund Payable (Note 12)	-	160,000.00	-
Due To Other Funds	35,661.57	70,824.16	-
Due To Other Agencies	78,304.27	523,663.14	-
General Obligation Bonds Payable (Note 5)	-	-	-
Employees Compensable Leave (Note 5)	-	-	-
<b>Total Current Liabilities</b>	<b>3,853,559.45</b>	<b>1,782,203.44</b>	<b>-</b>
Non-Current Liabilities:			
Interfund Payables (Note 12)	-	1,980,000.00	-
General Obligation Bonds Payable (Note 5)	-	-	-
Employees Compensable Leave (Note 5)	-	-	-
<b>Total Non-Current Liabilities</b>	<b>-</b>	<b>1,980,000.00</b>	<b>-</b>
<b>Total Liabilities</b>	<b>3,853,559.45</b>	<b>3,762,203.44</b>	<b>-</b>
<b>FUND FINANCIAL STATEMENT-FUND BALANCES</b>			
Fund Balances (Deficits):			
Unassigned	11,497,404.59	-	-
Committed	-	-	-
Restricted	-	2,755,160,999.94	37,041.28
<b>Total Fund Balances</b>	<b>11,497,404.59</b>	<b>2,755,160,999.94</b>	<b>37,041.28</b>
<b>Total Liabilities and Fund Balances</b>	<b>\$ 15,350,964.04</b>	<b>\$ 2,758,923,203.38</b>	<b>\$ 37,041.28</b>
<b>GOVERNMENT-WIDE STATEMENT OF NET POSITION</b>			
Net Position:			
Invested in Capital Assets, net of Related Debt			
Restricted for:			
Debt Retirement			
Unrestricted			
Total Net Position - Governmental Activities			

UNAUDITED

Governmental Funds Total	Capital Assets Adjustments	Long-Term Liabilities Adjustments	Statement of Net Position
\$ 100.00	\$ -	\$ -	\$ 100.00
26,000.00	-	-	26,000.00
248,929,800.85	-	-	248,929,800.85
46,637,502.66	-	-	46,637,502.66
14,410,974.06	-	-	14,410,974.06
242,987.66	-	-	242,987.66
2,566,312.03	-	-	2,566,312.03
38,436.53	-	-	38,436.53
-	-	-	-
106,485.73	-	-	106,485.73
579,616.46	-	-	579,616.46
47,934,314.34	-	-	47,934,314.34
<b>361,472,530.32</b>	<b>-</b>	<b>-</b>	<b>361,472,530.32</b>
679,644,925.14	-	-	679,644,925.14
1,733,193,753.24	-	-	1,733,193,753.24
-	1,737,238.03	-	1,737,238.03
-	(1,048,462.98)	-	(1,048,462.98)
-	1,457,564.22	-	1,457,564.22
-	(1,256,490.25)	-	(1,256,490.25)
-	30,865,497.58	-	30,865,497.58
-	(22,504,515.78)	-	(22,504,515.78)
-	45,225.05	-	45,225.05
-	(45,225.05)	-	(45,225.05)
<b>2,412,838,678.38</b>	<b>9,250,830.82</b>	<b>-</b>	<b>2,422,089,509.20</b>
<b>\$ 2,774,311,208.70</b>	<b>\$ 9,250,830.82</b>	<b>\$ -</b>	<b>\$ 2,783,562,039.52</b>
\$ 2,658,306.52	\$ -	\$ -	\$ 2,658,306.52
2,109,003.23	-	-	2,109,003.23
-	-	3,115,090.79	3,115,090.79
160,000.00	-	-	160,000.00
106,485.73	-	-	106,485.73
601,967.41	-	-	601,967.41
-	-	67,131,475.17	67,131,475.17
-	-	1,364,804.38	1,364,804.38
<b>5,835,762.89</b>	<b>-</b>	<b>71,611,370.34</b>	<b>77,247,133.23</b>
1,980,000.00	-	-	1,980,000.00
-	-	797,218,435.93	797,218,435.93
-	-	993,595.96	993,595.96
<b>1,980,000.00</b>	<b>-</b>	<b>798,212,031.89</b>	<b>800,192,031.89</b>
<b>7,815,762.89</b>	<b>-</b>	<b>869,823,402.23</b>	<b>877,439,165.12</b>
11,497,404.59	-	-	11,497,404.59
-	-	-	-
2,755,198,041.22	-	-	2,755,198,041.22
<b>2,766,695,445.81</b>	<b>-</b>	<b>-</b>	<b>2,766,695,445.81</b>
<b>\$ 2,774,311,208.70</b>	<b>-</b>	<b>-</b>	<b>2,774,311,208.70</b>
	9,250,830.82		9,250,830.82
	-	(867,465,001.89)	(867,465,001.89)
	-	(2,358,400.34)	(2,358,400.34)
	<b>\$ 9,250,830.82</b>	<b>\$ (869,823,402.23)</b>	<b>\$ 1,906,122,874.40</b>

The accompanying notes to the financial statements are an integral part of this statement.

UNAUDITED

**Texas Water Development Board (580)**  
**Exhibit II - Combined Statement of Revenues, Expenditures and Changes**  
**Changes in Fund Balances / Statement of Activities – Governmental Funds**  
 For the Fiscal Year Ended August 31, 2017

	Governmental Fund Types		
	General Funds (Exhibit A-2)	Special Revenue Funds (Exhibit B-2)	Debt Service Funds (Exhibit C-2)
<b>REVENUES</b>			
Legislative Appropriations:			
Original Appropriations	\$ 73,215,158.19	\$ -	\$ -
Additional Appropriations	5,634,228.48	-	-
Federal Revenue	14,657,904.88	68,322.00	-
Federal Grant Pass-Through Revenue	825,932.01	-	-
License, Fees and Permits	(9,736.99)	-	-
Interest and Other Investment Income	-	33,246,595.00	40,604.27
Net Increase (Decrease) in Fair Value	-	124,785,037.73	-
Sales of Goods and Services	197,818.74	169,669.50	-
Other	2,770,484.56	264,000.00	-
<b>Total Revenues</b>	<b>97,291,789.87</b>	<b>158,533,624.23</b>	<b>40,604.27</b>
<b>EXPENDITURES</b>			
Salaries and Wages	16,748,614.41	134,667.68	-
Payroll Related Costs	5,239,402.46	81,066.07	-
Professional Fees and Services	6,358,198.06	5,092,313.64	-
Travel	247,991.44	4,285.24	-
Materials and Supplies	739,543.51	5,361.77	-
Communication and Utilities	188,524.51	1,537.80	-
Repairs and Maintenance	565,829.61	11,679.08	-
Rentals and Leases	142,222.05	31,641.81	-
Printing and Reproduction	72,958.35	617.36	-
Claims and Judgments	27,374.14	-	-
State Grant Pass-Through Expenditures	267,500.48	901,220.03	-
Intergovernmental Payments	18,431,303.73	2,344,555.51	-
Public Assistance Payments	2,336,171.00	-	-
Other Expenditures	395,680.36	11,400.00	-
Debt Service:			
Principal	-	-	69,700,000.00
Interest	-	62,703.50	40,831,183.42
Capital Outlay	998,352.90	5,899.00	-
Depreciation Expense	-	-	-
<b>Total Expenditures/Expenses</b>	<b>52,759,667.01</b>	<b>8,688,948.49</b>	<b>110,531,183.42</b>
<b>Excess (Deficiency) of Revenues Over Expenditures</b>	<b>44,532,122.86</b>	<b>149,844,675.74</b>	<b>(110,490,579.15)</b>
<b>OTHER FINANCING SOURCES (Uses)</b>			
Bond Issue Proceeds		61,187.76	
Sale of Capital Assets	23,220.00	-	-
Transfers In	2,379,746.92	6,999,498.15	110,527,620.43
Transfers Out	(53,546,053.12)	(138,711,908.78)	-
Gain (Loss) on Sale of Capital Assets	-	-	-
<b>Total Other Financing Sources (Uses)</b>	<b>(51,143,086.20)</b>	<b>(131,651,222.87)</b>	<b>110,527,620.43</b>
<b>Net Change in Fund Balances/Net Position</b>	<b>(6,610,963.34)</b>	<b>18,193,452.87</b>	<b>37,041.28</b>
<b>FUND FINANCIAL STATEMENT - FUND BALANCES</b>			
Fund Balances - September 1, 2016	13,851,588.23	2,736,967,547.07	-
Appropriations Lapsed	4,256,779.70	-	-
<b>Fund Balances, August 31, 2017</b>	<b>\$ 11,497,404.59</b>	<b>\$ 2,755,160,999.94</b>	<b>\$ 37,041.28</b>
<b>GOVERNMENT-WIDE STATEMENT OF NET POSITION</b>			
Net Position / Change in Net Position			
Net Position, September 1, 2016			
Net Position - Governmental Activities, August 31, 2017			

UNAUDITED

Governmental Funds Total	Capital Assets Adjustments	Long-Term Liabilities Adjustments	Statement of Activities
\$ 73,215,158.19	\$ -	\$ -	\$ 73,215,158.19
5,634,228.48	-	-	5,634,228.48
14,726,226.88	-	-	14,726,226.88
825,932.01	-	-	825,932.01
(9,736.99)	-	-	(9,736.99)
33,287,199.27	-	-	33,287,199.27
124,785,037.73	-	-	124,785,037.73
367,488.24	-	-	367,488.24
3,034,484.56	-	-	3,034,484.56
<b>255,866,018.37</b>	-	-	<b>255,866,018.37</b>
16,883,282.09	-	(119,487.44)	16,763,794.65
5,320,468.53	-	-	5,320,468.53
11,450,511.70	-	52,416.28	11,502,927.98
252,276.68	-	-	252,276.68
744,905.28	-	-	744,905.28
190,062.31	-	-	190,062.31
577,508.69	-	-	577,508.69
173,863.86	-	-	173,863.86
73,575.71	-	-	73,575.71
27,374.14	-	-	27,374.14
1,168,720.51	-	-	1,168,720.51
20,775,859.24	-	-	20,775,859.24
2,336,171.00	-	-	2,336,171.00
407,080.36	-	-	407,080.36
69,700,000.00	-	(69,700,000.00)	-
40,893,886.92	-	(5,789,559.42)	35,104,327.50
1,004,251.90	(1,004,251.90)	-	-
-	1,488,444.85	-	1,488,444.85
<b>171,979,798.92</b>	<b>484,192.95</b>	<b>(75,556,630.58)</b>	<b>96,907,361.29</b>
<b>83,886,219.45</b>	<b>(484,192.95)</b>	<b>75,556,630.58</b>	<b>158,958,657.08</b>
61,187.76	-	(61,187.76)	-
23,220.00	(23,220.00)	-	-
119,906,865.50	-	-	119,906,865.50
(192,257,961.90)	-	-	(192,257,961.90)
-	17,795.48	-	17,795.48
<b>(72,266,688.64)</b>	<b>(5,424.52)</b>	<b>(61,187.76)</b>	<b>(72,333,300.92)</b>
<b>11,619,530.81</b>			<b>86,625,356.16</b>
2,750,819,135.30	-	-	2,750,819,135.30
4,256,779.70	-	-	4,256,779.70
<b>\$ 2,766,695,445.81</b>			<b>\$ 2,841,701,271.16</b>
	(489,617.47)	75,495,442.82	
	9,740,448.29	(945,318,845.05)	(935,578,396.76)
	<b>\$ 9,250,830.82</b>	<b>\$ (869,823,402.23)</b>	<b>\$ 1,906,122,874.40</b>

The accompanying notes to the financial statements are an integral part of this statement.

UNAUDITED

**Texas Water Development Board (580)**

**Exhibit III - Combined Statement of Net Position - Proprietary Funds**

August 31, 2017

	Total Enterprise Funds (Exhibit F-1)	Total Proprietary Component Unit (Exhibit L-1)
<b>ASSETS</b>		
Current Assets:		
Cash and Cash Equivalents		
Cash in State Treasury	\$ 115,409,111.55	\$ -
Cash in Bank (Note 3)	0.88	-
Cash Equivalents (Note 3)	142,470,417.77	15,826,615.44
Short Term Investments (Note 3)	504,323,108.31	-
Receivables from:		
Federal	9,418,438.68	-
Interest and Dividends	163,640,165.80	140,206.80
Interfund Receivables (Note 12)	25,022,214.82	-
Due from Other Funds	70,290,820.96	-
Loans and Contracts	233,631,660.27	353,000.00
<b>Total Current Assets</b>	<b>1,264,205,939.04</b>	<b>16,319,822.24</b>
Non-Current Assets:		
Loans and Contracts	6,305,981,784.54	3,416,000.00
Investments (Note 3)	110,020,839.30	48,000.00
Interfund Receivables (Note 12)	311,599,347.36	-
<b>Total Non-Current Assets</b>	<b>6,727,601,971.20</b>	<b>3,464,000.00</b>
<b>Total Assets</b>	<b>7,991,807,910.24</b>	<b>19,783,822.24</b>
<b>LIABILITIES</b>		
Current Liabilities:		
Payables from:		
Accounts Payable	-	666.48
Interest Payable	32,430,979.82	-
Interfund Payables (Note 12)	24,862,214.82	-
Due to Other Funds	70,290,820.96	-
Due to Other Agencies	1,867,515.07	-
Revenue Bonds Payable (Note 5)	36,087,718.22	-
General Obligation Bonds Payable (Note 5)	63,098,533.44	-
<b>Total Current Liabilities</b>	<b>228,637,782.33</b>	<b>666.48</b>
Non-Current Liabilities:		
Interfund Payable (Note 12)	309,619,347.36	-
Revenue Bonds Payable (Note 5)	1,717,081,343.39	-
General Obligation Bonds Payable (Note 5)	1,389,565,509.50	-
<b>Total Non-Current Liabilities</b>	<b>3,416,266,200.25</b>	<b>-</b>
<b>Total Liabilities</b>	<b>3,644,903,982.58</b>	<b>666.48</b>
<b>NET POSITION</b>		
Restricted for:		
Other	4,346,903,927.66	-
Unrestricted	-	19,783,155.76
<b>Total Net Position</b>	<b>\$ 4,346,903,927.66</b>	<b>\$ 19,783,155.76</b>

*The accompanying notes to the financial statements are an integral part of this statement.*



UNAUDITED

**Texas Water Development Board (580)**  
**Exhibit IV - Combined Statement of Revenues, Expenses, and**  
**Changes in Fund Net Position - Proprietary Funds**  
 For the Fiscal Year Ended August 31, 2017

	Total Enterprise Funds (Exhibit F-2)	Total Proprietary Component Unit (Exhibit L-2)
<b>OPERATING REVENUES:</b>		
Interest and Investment Income	\$ 196,403,829.56	\$ 155,446.37
Net Increase (Decrease) Fair Market Value	(950,373.82)	-
Other Operating Revenue	8,671,929.00	-
<b>Total Operating Revenues</b>	<b>204,125,384.74</b>	<b>155,446.37</b>
<b>OPERATING EXPENSES:</b>		
Salaries and Wages	3,809,104.75	1,783.92
Payroll Related Costs	674,196.81	-
Professional Fees and Services	3,601,001.34	-
Travel	47,140.69	-
Materials and Supplies	4,410.59	-
Communication and Utilities	32,305.32	-
Repairs and Maintenance	189.90	-
Rentals and Leases	54,783.54	-
Printing and Reproduction	3,040.25	-
Bad Debt Expense	123,026.25	-
Interest	148,778,161.45	-
Other Operating Expenses	41,604.64	15,921.05
<b>Total Operating Expenses</b>	<b>157,168,965.53</b>	<b>17,704.97</b>
<b>Operating Income (Loss)</b>	<b>46,956,419.21</b>	<b>137,741.40</b>
<b>NONOPERATING REVENUES (EXPENSES):</b>		
Federal Revenue	161,960,986.62	-
Federal Grant Pass-Through Revenue (Expense)	(9,603,564.12)	-
Other Benefit Payments	(2,933,300.00)	(2,834,658.00)
Net Increase (Decrease) in Fair Value (GR)	(871,077.72)	-
Other Intergovernmental Payments	(7,059,183.20)	-
Other Nonoperating Revenue (Expenses)	(5,937,523.20)	-
<b>Total Nonoperating Revenue (Expenses)</b>	<b>135,556,338.38</b>	<b>(2,834,658.00)</b>
<b>Income/(Loss) Before Other Revenues, Expenses, Gains/Losses and Transfers</b>	<b>182,512,757.59</b>	<b>(2,696,916.60)</b>
<b>OTHER REVENUES, EXPENSES, GAINS/LOSSES AND TRANSFERS:</b>		
Transfers In	144,662,721.31	-
Transfers Out	(70,076,073.51)	-
<b>Total Other Revenue, Expenses, Gain/Losses and Transfers</b>	<b>74,586,647.80</b>	<b>-</b>
<b>Change in Net Position</b>	<b>257,099,405.39</b>	<b>(2,696,916.60)</b>
Total Net Position - Beginning	4,089,804,522.27	22,480,072.36
<b>Total Net Position, August 31, 2017</b>	<b>\$ 4,346,903,927.66</b>	<b>\$ 19,783,155.76</b>

*The accompanying notes to the financial statements are an integral part of this statement.*

**UNAUDITED**

**Texas Water Development Board (580)**  
**Exhibit V - Combined Statement of Cash Flows – Proprietary Funds**  
For the Fiscal Year Ended August 31, 2017

	<b>Total Enterprise Funds</b> (Exhibit F-3)
<b>CASH FLOWS FROM OPERATING ACTIVITIES</b>	
Proceeds from Other Revenues	\$ -
Payments to Suppliers for Goods and Services	(240,450.68)
Payments to Employees	(4,519,016.44)
<b>Net Cash Provided by Operating Activities</b>	<b>(4,759,467.12)</b>
<b>CASH FLOWS FROM NONCAPITAL FINANCING ACTIVITIES</b>	
Proceeds from Debt Issuance	730,249,975.41
Proceeds from State Appropriations	2,336,171.00
Proceeds from Transfers from Other Funds	219,683,981.67
Proceeds from Grant Receipts	163,062,440.96
Proceeds from Interfund Payables	6,380,827.93
Payments of Principal on Debt Issuance	(545,630,000.00)
Payments of Interest	(158,676,453.20)
Payments of Other Costs of Debt Issuance	(1,289,703.18)
Payments for Transfers to Other Funds	(145,097,333.87)
Payments for Grant Disbursements	(29,659,055.31)
Payment for Interfund Receivables	(16,098,218.57)
<b>Net Cash Provided by Noncapital Financing Activities</b>	<b>225,262,632.84</b>
<b>CASH FLOWS FROM INVESTING ACTIVITIES</b>	
Proceeds from Sale of Investments	-
Proceeds from Interest and Investment Income	1,233,821,004.53
Proceeds from Principal Payments on Non-program Loans	459,253,826.38
Payments to Acquire Investments	(775,690,747.59)
Payments for Non-Program Loans Provided	(1,263,613,251.19)
<b>Net Cash Provided by Investing Activities</b>	<b>(346,229,167.87)</b>
<b>Net (Decrease) in Cash and Cash Equivalents</b>	<b>(125,726,002.15)</b>
Cash and Cash Equivalents--September 1, 2016	422,701,077.66
<b>Cash and Cash Equivalents--August 31, 2017</b>	<b>\$ 296,975,075.51</b>

*The accompanying notes to the financial statements are an integral part of this statement.*

**UNAUDITED**

**Texas Water Development Board (580)**  
**Exhibit V - Combined Statement of Cash Flows -**  
**Proprietary Funds (continued)**  
For the Fiscal Year Ended August 31, 2017

	<b>Total Enterprise Funds</b>
	<u>(Exhibit F-3)</u>
<b>Reconciliation of Operating Income to Net Cash Provided by Operating Activities</b>	
<b>Operating Income (Loss)</b>	\$ 46,956,419.21
<b>Adjustments to Reconcile Operating Income to Net Cash Provided by Operating Activities</b>	
Operating Income and Cash Flow Categories:	
Classification Differences	(37,916,888.18)
Changes in Assets and Liabilities:	
Increase (Decrease) in Payables	<u>(13,798,998.15)</u>
<b>Total Adjustments</b>	<b><u>(51,715,886.33)</u></b>
<b>Net Cash Provided by Operating Activities</b>	<b><u>\$ (4,759,467.12)</u></b>
<b>Non Cash Transactions</b>	
Net Increase (Decrease) in Fair Value of Investments	(950,373.82)

The accompanying notes to the financial statements are an integral part of this statement.

UNAUDITED


**Texas Water Development Board (580)**

**Exhibit VI - Combined Statement of Net Position – Fiduciary Funds**

August 31, 2017

	Agency Funds (Exhibit J-1)	Totals
<b>ASSETS</b>		
Current Assets:		
Cash and Cash Equivalents:		
Cash in State Treasury	\$ 592.16	\$ 592.16
<b>Total Current Assets</b>	<b>592.16</b>	<b>592.16</b>
<b>Total Assets</b>	<b>\$ 592.16</b>	<b>\$ 592.16</b>
<b>LIABILITIES</b>		
Current Liabilities:		
Funds Held for Others	\$ 592.16	\$ 592.16
<b>Total Current Liabilities</b>	<b>592.16</b>	<b>592.16</b>
<b>Total Liabilities</b>	<b>\$ 592.16</b>	<b>\$ 592.16</b>
<b>NET POSITION</b>		
Held in trust for:		
Individuals, Organizations, and Other Governments:		
Expendable	-	-
Non-Expendable	-	-
<b>Total Net Position</b>	<b>\$ -</b>	<b>\$ -</b>

*The accompanying notes to the financial statements are an integral part of this statement.*



Notes  
To The  
Financial  
Statements

## Notes to the Financial Statements

### **NOTE 1: Summary of Significant Accounting Policies**

#### **Entity**

The accompanying financial statements reflect the financial position of the Texas Water Development Board (TWDB). TWDB is an agency of the state of Texas and its financial records comply with state statutes and regulations. This includes compliance with the Texas Comptroller of Public Accounts' Reporting Requirements of State Agencies and Universities.

The TWDB was created as an agency of the state in 1957, when the voters of the state approved an amendment adding Section 49-c to Article 3 of the Texas Constitution. The TWDB is primarily responsible for administering state and federally funded financing programs for water-related projects, water resource planning, data collection, and studies relative to the surface and ground water resources of Texas.

The Texas Water Resources Finance Authority (TWRFA) is reported as a discrete component unit. TWRFA is legally separate from, but has a relationship with the state such that exclusion would cause the financial statements to be misleading or incomplete. See Note 19 for more information.

Due to the statewide requirements embedded in Governmental Accounting Standards Board (GASB) Statement No. 34, *Basic Financial Statements – and Management's Discussion and Analysis – for State and Local Governments*, the Comptroller of Public Accounts does not require the accompanying annual financial report to comply with all the requirements in this statement. The financial report will be considered for audit by the State Auditor as part of the audit of the State of Texas Comprehensive Annual Financial Report; therefore, an opinion has not been expressed on the financial statements and related information contained in this report.

#### **Fund Structure**

TWDB uses funds to report its financial position and the results of its operations. A fund is a separate accounting entity with a self-balancing set of accounts. TWDB is granted appropriations based on appropriated funds. For operational and statutory reasons, TWDB reports several lower level funds that are presented as part of the indicated appropriated fund. The accompanying financial statements are presented on the basis of funds, each of which is considered a separate accounting entity.

#### **Governmental Fund Types and Government-wide Adjustment Funds**

Governmental funds focus on the sources and uses of funds. Included in the governmental fund financial statements are general, special revenue and debt service. The general fund is used to account for the agency operations funded by legislative appropriations. Special revenue funds account for specific revenue sources that are restricted or committed for specific purposes other than debt service or capital projects. Debt service funds are used to account for financial resources that are restricted, committed or assigned to expenditure for principal and interest.

**Texas Water Development Board (580)**

TWDB reports the following governmental funds:

**General Revenue Fund**

- General Fund Account (Appropriated Fund 0001) – This account is used to account for all financial resources of the state except those required to be accounted for in another fund.
- Floodplain Management Emergency (Appropriated Fund 0453) – This account is used to provide funding to state agencies, local governments or other agencies for emergency disaster management in accordance with the Texas Disaster Act 1975.

**Special Revenue Funds**

- Water Infrastructure Fund (Appropriated Fund 0302) – This fund reports the activity of the water infrastructure fund program including loans made under the program and costs of administering the program.
- Economically Distressed Areas Clearance Fund (Appropriated Fund 0356) – This fund holds balances during the year that are to be transferred to the interest and sinking fund to pay debt services.
- Agricultural Water Conservation Fund (Appropriated Fund 0358) – holds bond proceeds and activity of grants to other state agencies for agricultural water conservation projects.
- State Water Implementation Fund (Appropriated Fund 0361) – reports balances transferred from state economic stabilization fund and invested for financing the state water plan.
- Groundwater District Loan Assistance Fund (Appropriated Fund 0363) – holds money transferred from the water assistance fund to provide loans to newly confirmed or created groundwater districts.
- Texas Water Development Fund II Clearance Fund (Appropriated Fund 0370) - This fund holds balances during the year that are to be transferred to the interest and sinking fund to pay debt services.
- Texas Water Development Fund II (Appropriated Fund 0371) – holds proceeds from sale of bonds for the non-self-supporting economically distressed areas program. Reports loans, grants and costs to administer the program.
- Water Assistance Fund (Appropriated Fund 0480) – receives monies appropriated for use or aid of water development, water conservation, water quality enhancement or flood control. Money is transferred to the Loan Fund (0481), Storage Acquisition Fund (0482), and Research/Planning Fund (0483) for specific purposes.
- Water Loan Assistance Fund (Appropriated Fund 0481) – reports loans to political subdivisions for construction, acquisition, improvement or enlargement of projects.
- Storage Acquisition Fund (Appropriated Fund 0482) – reports loans outstanding related to financing of water storage projects.
- Research and Planning Fund (Appropriated Fund 0483) – reports assistance provided to perform research relating to the conservation and development of the state's water resources, flood control plans and stream flow data.

**Debt Service Funds**

These funds receive transfers from the program funds to pay debt service on outstanding bonds. TWDB reports the following funds or accounts as debt service funds.

- Water Infrastructure Fund (Appropriated Fund 0302, Account 3022)
- Economically Distressed Areas Clearance Fund (Appropriated Fund 0357)

**Texas Water Development Board (580)****Government-wide Adjustment Funds**

TWDB uses government-wide adjustment fund types to adjust fund financial statement balances from the modified accrual basis to the accrual basis. Adjustments are recorded to capital assets and long term liabilities adjustment funds.

***Proprietary Fund Type***

---

Proprietary funds focus on determining operating income, changes in financial position and cash flows. Generally accepted accounting principles similar to those used by private sector businesses are applied in accounting for these funds. Enterprise funds may be used to report any activity for which a fee is charged to external users for goods or services. TWDB reports the following enterprise funds.

- Rural Water Assistance Fund (Appropriated Fund 0301) – fund provides financial assistance to rural political subdivisions for water projects.
- Agricultural Water Conservation Fund (Appropriated Fund 0358) – holds bond proceeds and activity of loans for agricultural water conservation projects.
- Texas Water Development Fund II Clearance Fund (Appropriated Fund 0370) - This fund holds balances during the year that are to be transferred to the interest and sinking fund to pay debt services.
- Texas Water Development Fund II (Appropriated Fund 0371) – holds proceeds from sale of bonds for the self-supporting general obligation bonds. Reports loans, grants and costs to administer the Development Fund and State Participation programs.
- Texas Water Development Fund II Interest and Sinking Fund (Appropriated Fund 0372) – receives transfers from the program fund and clearance fund for payment of debt service on outstanding bonds.
- State Revolving Funds (Appropriated Fund 9999) – funds held outside the treasury for purposes of the following federally supported programs
  - Clean Water State Revolving Fund (Account 0651)
  - CPLP State Revolving Fund (Account 0851)
  - Drinking Water State Revolving Fund (Account 0951)
- State Water Implementation Revenue Fund (Appropriated Fund 0362) – these funds are held outside the Treasury for purposes of the State Water Implementation Fund (SWIFT) supported programs. Receives proceeds from sale of bonds for self-supporting revenue bonds. Reports loans, grants and costs to administer the program. Receives funds transferred from the State Water Implementation Fund to purchase investments in support of debt service on outstanding revenue bonds.

***Fiduciary Fund Type***

---

Fiduciary funds account for assets held by the state in a trustee capacity or as an agent for individuals, private organizations, other governmental units, and/or other funds. Agency funds are used to account for assets the government holds on behalf of others in a purely custodial capacity.

Agency Funds have no equity, assets equal liabilities and do not include revenues or expenditures. The agency fund reported by TWDB is the child support deductions suspense account.

***Component Units***

---

The Texas Water Resources Finance Authority is reported as a discretely presented proprietary component unit in the financial statements



**Texas Water Development Board (580)*****Basis of Accounting***

---

The basis of accounting determines when revenues and expenditures or expenses are recognized in the accounts reported in the financial statements. The accounting and financial reporting treatment applied to a fund is determined by its measurement focus.

Governmental fund types that build the fund financial statements are accounted for using the modified accrual method basis of accounting. Under the modified accrual basis, revenues are recognized in the period in which they become both measurable and available to finance operations of the fiscal year or liquidate liabilities existing at fiscal year end.

For this purpose, revenues are considered to be available if they are collected within 60 days of the end of the current fiscal year. Expenditures are generally recognized when the related fund liability is incurred. However, principal and interest on bonds is recorded only when due and compensated absences and claims and judgments are recorded when they are expected to be liquidated with expendable available financial resources. Capital asset acquisitions are reported as expenditures in governmental funds. Proceeds of long-term debt are reported as other financing sources.

Governmental adjustment fund types are used to build the government-wide financial statements and are accounted for using the accrual method of accounting.

Proprietary funds are accounted for on the accrual basis of accounting. Under the accrual basis of accounting, revenues are recognized when earned and expenses are recognized at the time liabilities are incurred.

Proprietary funds distinguish operating from non-operating items. Operating revenues and expenses result from providing services or producing and delivering goods in connection with the proprietary fund's principal ongoing operations. Operating expenses for the enterprise funds include the cost of sales and services, administrative expenses, and depreciation on capital assets.

***Net Position and Fund Balances***

---

When both restricted and unrestricted resources are available for use, restricted resources are used first, then unrestricted resources are used as they are needed.

**Budget and Budgetary Accounting**

TWDB's budget is prepared on a performance-based concept and is represented by biennial appropriations authorized by the Legislature and approved by the governor. Much of the activity included in this report is not appropriated through the budget process.

**Assets, Liabilities, and Fund Balances / Net Position*****Assets***

---

**Cash and Cash Equivalents**

Cash held in the state treasury and any short-term highly liquid investments with an original maturity of three months or less.

**Investments**

Amounts invested related to programs of the TWDB. Investments are reported at fair value. See Note 3 for more information on investments.

**Texas Water Development Board (580)**Interest and Dividends Receivable

Accrued interest receivable on loans and contracts as of the balance sheet date is included in the proprietary funds. For the governmental funds, interest due as of the balance sheet date is only accrued if it is expected to be received within the next 60 days.

Notes / Loans and Contracts Receivable

Although collateralized by bonds of the receiving entity, loans made to political subdivisions are presented as Notes/Loans and Contracts Receivable at par. The portion due within the next year is shown separately as a current asset with the remainder as noncurrent. See Schedule 6 for a detailed listing of all outstanding loans and contracts receivable by program.

Restricted Assets

Restricted assets include monies or other resources restricted by legal or contractual requirements. These assets include proceeds of enterprise fund general obligation and revenue bonds and revenues set aside for statutory or contractual requirements

Capital Assets

Capital assets are assets with a cost above a set minimum capitalization threshold that, when acquired, have an estimated useful life of more than one year. The capitalization thresholds and useful lives of TWDB's capital assets are as follows.

Capitalization Thresholds by Class of Asset		
Classification	Capitalization Threshold	Estimated Useful Life
Buildings and Building Improvements	\$ 100,000	5-30 years
Facilities and Other Improvements	100,000	10-69 years
Furniture and Equipment	5,000	3-15 years
Vehicles, Boats and Aircraft	5,000	5-40 years
Internally Generated Computer Software	1,000,000	3-10 years
Other Computer Software	100,000	3-10 years

All capital assets acquired by TWDB are capitalized at cost or estimated historical cost if actual historical cost is not available. Donated capital assets are recorded at estimated fair value at the date of donation. Assets are depreciated over the estimated useful life of the asset using the straight-line method. See Note 2 for details on TWDB's capital asset activity for fiscal 2017.

LiabilitiesAccounts Payable

Accounts payable represents the liability for the value of assets or services received at the balance sheet date for which payment is pending.

Payroll Payable

Government Code §659.083 requires state agencies to pay state employees on the first working day of the month following the pay period. Consequently, the reporting of payroll at August 31 is presented as Payroll Payable.

Employees' Compensable Leave Balances

Employees' compensable leave balances represent the liability that becomes "due" upon the occurrence of relevant events such as resignations, retirements, and uses of leave

**Texas Water Development Board (580)**

balances by covered employees. Liabilities are reported separately as either current or noncurrent in the statement of net position.

**Bonds Payable – General Obligation Bonds**

The un-matured principal of general obligation bonds is accounted for as a liability in the proprietary funds and in the Long-term Liabilities adjustments fund. Bonds Payable are reported separately as either current – the amount due within the next year – or noncurrent.

Bonds payable are recorded at par, plus unamortized premium. For governmental funds, the bond proceeds are accounted for as an "Other Financing Source" when received, and expenditures for payment of principal and interest are recorded in Debt Service funds when paid. These amounts are adjusted in the Long-term Liabilities adjustments fund. General obligation bonds reported in the proprietary funds follow the same accounting as for revenue bonds.

**Bonds Payable – Revenue Bonds**

Revenue bonds are generally accounted for in the proprietary funds. The bonds payable are reported at par less unamortized discount or plus unamortized premium. Interest expense is reported on the accrual basis, with amortization of discount or premium. Bonds Payable are reported separately as either current – the amount due within the next year – or noncurrent in the statement of net position.

**Fund Balance / Net Position**

"Fund balance" is the difference between assets plus deferred outflows of resources and liabilities plus deferred inflows of resources on the governmental fund statements. "Net position" is the difference between assets plus deferred outflows of resources and liabilities plus deferred inflows of resources on the government-wide, proprietary, and fiduciary fund statements.

**Fund Balance Components**

Fund balances for governmental funds are classified as restricted, committed, or unassigned in the fund financial statements.

- Restricted fund balance includes those resources that have constraints placed on their use through external parties — such as creditors, grantors, contributors, laws or regulations of other governments — or by law through constitutional provisions or enabling legislation.
- Committed fund balance can be used only for specific purposes pursuant to constraints imposed through legislation passed into law by a formal action of the Texas Legislature, the state's highest level of decision making authority.
- Unassigned fund balance is the residual classification for the general fund. This classification represents fund balance that was not assigned to other funds and was not restricted, committed or assigned to specific purposes within the general fund.

**Net Position Components**

The potential categories for net position include

- Net Investment In Capital Assets - capital assets, net of accumulated depreciation and reduced by outstanding balances for bond, notes, and other

**Texas Water Development Board (580)**

debt that are attributed to the acquisition, construction, or improvement of those assets.

- Restricted net position – restricted assets reduced by liabilities and deferred inflows or resources related to those assets. Assets are restricted when constraints placed on net resources are either externally imposed by creditors, grantors, contributors, and the like, or imposed by law through constitutional provisions or enabling legislation.
- Unrestricted net position - net resources that do not meet the definition of the two preceding categories. Unrestricted net position often has constraints on resources that are imposed by management, but can be removed or modified. Also includes any deficit amounts of net position.

***Interfund Activities and Balances***

The agency has the following types of transactions among funds:

- (1) Transfers: Legally required transfers that are reported when incurred as 'Transfers In' by the recipient fund and as 'Transfers Out' by the disbursing fund.
- (2) Reimbursements: Reimbursements are repayments from funds responsible for expenditures or expenses to funds that made the actual payment. Reimbursements of expenditures made by one fund for another that are recorded as expenditures in the reimbursing fund and as a reduction of expenditures in the reimbursed fund. Reimbursements are not displayed in the financial statements.
- (3) Interfund receivables and payables: Interfund loans are reported as Interfund receivables and payables. If repayment is due during the current year or soon thereafter it is classified as "Current", repayment for two (or more) years is classified as "Non-Current".

See Note 12 for details of the TWDB's interfund activity and transactions.

**Statement of Cash Flows*****Cash Flows from Investing Activities*****Non-program Loans**

The loans that the TWDB makes to entities such as cities, counties, and other political subdivisions do not meet the criteria for inclusion as Cash Flows from Operating Activities on the Statement of Cash Flows. The loans made by the TWDB are referred to on the Statement of Cash Flows as "non-program" loans to distinguish them from loans made to individuals, and their cash flows are included as Cash Flows from Investing Activities.

**Classification Differences**

Although the primary operation of the TWDB's enterprise funds is the borrowing and lending of money for water related projects, the major components of the Operating Income or Loss on the Statement of Revenues, Expenses, and Changes in Fund Net Position are classified on the Statement of Cash Flows as either Cash Flows from Investing Activities (Interest and Investment Income) or Cash Flows from Noncapital Financing Activities (Interest Expense).

## Texas Water Development Board (580)

**NOTE 2: Capital Assets**

Twenty-five percent of revenue received during fiscal year 2017 from the sale of surplus property originally purchased from general revenue has been re-appropriated for expenditures in accordance with the 84th Legislature, Regular Session, House Bill 1, Article IX, Section 8.03.

A summary of changes in Capital Assets for the year ended August 31, 2017, is presented below:

	Balance 09/01/2016	Additions	Deletions	Balance 08/31/2017
Governmental Activities:				
Depreciable Assets:				
Furniture and Equipment	1,821,651.72	369,498.99	(453,912.68)	1,737,238.03
Vehicles, Boats & Aircraft	1,520,822.22		(63,258.00)	1,457,564.22
Other Capital Assets	30,230,744.67	634,752.91		30,865,497.58
Total Depreciable Assets	33,573,218.61	1,004,251.90	(517,170.68)	34,060,299.83
Less Accumulated Depreciation for:				
Furniture and Equipment	(1,338,536.24)	(158,414.90)	448,488.16	(1,048,462.98)
Vehicles, Boats & Aircraft	(1,242,129.02)	(77,619.23)	63,258.00	(1,256,490.25)
Other Capital Assets	(21,252,105.06)	(1,252,410.72)		(22,504,515.78)
Total Accumulated Depreciation	(23,832,770.32)	(1,488,444.85)	511,746.16	(24,809,469.01)
Depreciable Assets, Net	9,740,448.29	(484,192.95)	(5,424.52)	9,250,830.82
Amortizable Assets - Intangible:				
Intangible Computer Software	45,225.05			45,225.05
Total Amortizable Assets - Intangible	45,225.05			45,225.05
Less Accumulated Amortization for:				
Intangible Computer Software	(45,225.05)			(45,225.05)
Total Accumulated Amortization	(45,225.05)			(45,225.05)
Amortizable Assets - Intangible, Net	-			-
Governmental Activities Capital Assets, Net	9,740,448.29	(484,192.95)	(5,424.52)	9,250,830.82

**NOTE 3: Deposits, Investments and Repurchase Agreements**

The agency is authorized by statute to make investments, and does so in accordance with Chapter 365 of the Texas Water Development Board rules. There were no violations of legal provisions during the period.

UNAUDITED

**Texas Water Development Board (580)**

**Deposits of Cash in Bank**

As of August 31, 2017, the carrying amount of deposits was \$26,000.88 as presented below.

Governmental and Business-Type Activities	Amount
Cash in Bank – Carrying Value	\$26,000.88
Cash in Bank per AFR	\$26,000.88
Governmental Funds Current Assets Cash in Bank	<b>\$26,000.88</b>
Cash in Bank per AFR	<b>\$26,000.88</b>

This amount consists of cash in local banks. This amount is included on the Combined Statement of Net Assets as part of the “Cash and Cash Equivalents” account.

As of August 31, 2017, the total bank balance was as follows:

Governmental and Business Type Activities	\$ 26,000.88	Fiduciary Funds	\$ - 0 -	Discrete Component Units	\$ - 0 -
---	--------------	-----------------	----------	--------------------------	----------

Custodial credit risk for deposits is the risk that, in the event of the failure of a depository financial institution, the agency will not be able to recover deposits or will not be able to recover collateral securities that are in the possession of an outside party. The agency has a policy requiring collateralization limited to obligations of the U.S. or U.S. government agencies held in the name of the agency. As of August 31, 2017, bank balances were not exposed to custodial credit risk.

**Investments**

As of August 31, 2017, the fair value of investments is as presented below.

Government and Business-Type Activities	Fair Value Hierarchy			Total
	Level 1	Level 2	Level 3	
<b>INVESTMENTS AT FAIR VALUE</b>				
Commercial Paper (Texas Treasury Safekeeping Trust Co)	\$ 142,470,417.77	\$ -	\$ -	\$ 142,470,417.77
U.S. Government Agency Obligations (Texas Treasury Safekeeping Trust Co)	149,955,000.00			149,955,000.00
U.S. Government Agency Obligations	137,838,196.89			137,838,196.89
Other Comingled Funds	11,278,187.72			11,278,187.72
Total Investment at Fair Value	<b>\$ 441,541,802.38</b>	<b>\$ -</b>	<b>\$ -</b>	<b>\$ 441,541,802.38</b>
<b>INVESTMENTS AT NAV</b>				
Externally Managed Investments				\$ 1,485,292,239.85
Fixed Income				202,719,198.04
Equities				45,182,315.35
Other Comingled Funds (Texas Treasury Safekeeping Trust Co)				46,637,502.66
Total Investment at NAV				<b>\$ 1,779,831,255.90</b>
<b>INVESTMENTS AT AMORTIZED COST</b>				
Repurchase Agreement (Texas Treasury Safekeeping Trust Co)				\$ 315,272,563.00
Total Investment at Amortize Cost				<b>\$ 315,272,563.00</b>
<b>Total Investments-Gov't &amp; Business Type</b>				<b><u>\$ 2,536,645,621.28</u></b>

UNAUDITED

Texas Water Development Board (580)

Discrete Component Units	Fair Value Hierarchy			Total
	Level 1	Level 2	Level 3	
<b>INVESTMENTS AT FAIR VALUE</b>				
U.S. Treasury Securities (SLGS)	\$ 48,000.00	\$ -	\$ -	\$ 48,000.00
Total Investment at Fair Value	\$ 48,000.00	\$ -	\$ -	\$ 48,000.00
<b>INVESTMENTS AT AMORTIZE COST</b>				
Repurchase Agreement (Texas Treasury Safekeeping Trust Co)				\$ 15,826,615.44
Total Investment at Amortize Cost				\$ 15,826,615.44
<b>Total Investments-Discrete Component Units</b>				<b>\$ 15,874,615.44</b>

Custodial credit risk for investments is the risk that, in the event of the failure of the counterparty, the agency will not be able to recover the value of its investments or collateral security that are in the possession of an outside party. The agency will only make payment for and accept delivery of securities on a delivery versus payment basis, and securities are held in the name of the agency. As of August 31, 2017, investments were not exposed to custodial credit risk.

Credit risk is the risk that an issuer or other counterparty to an investment will not fulfill its obligations. As required by the agency's investment policy, investments purchased must be rated as to investment quality by a nationally recognized investment rating firm with a minimum of an 'A' rating. Furthermore, our investment policy requires that repurchase agreements be collateralized by obligations of the U.S. Government or U.S. Government Agencies. As of August 31, 2017, the agency's credit quality distribution of securities and repurchase agreements with credit risk exposure was as follows.

Standard and Poor's

Fund Type	GAAP Fund	Investment Type	Amount	Rating
02	0361	Mutual Funds	\$ 202,719,198.04	Not Rated
02	0361	Externally Managed Investments	\$ 1,485,292,239.85	Not Rated
02	0361	Equities	\$ 45,182,315.35	Not Rated
02	0361	Other Comingled Funds	\$ 46,637,502.66	AAA
05	3050	Commercial Paper (Texas Treasury Safekeeping Trust Co)	\$ 142,470,417.77	Not Rated
05	3050	Repurchase Agreement (Texas Treasury Safekeeping Trust Co)	\$ 315,272,563.00	AA+
05	3050	U.S. Government Agency Obligations (Texas Treasury Safekeeping Trust Co)	\$ 149,955,000.00	AAA
05	3050	U.S. Government Agency Obligations	\$ 137,838,196.89	AAA
05	3050	Other Comingled Funds	\$ 11,278,187.72	Not Rated
15	3153	U.S. Treasury Securities (SLGS)	\$ 48,000.00	AA+
15	3153	Repurchase Agreement (Texas Treasury Safekeeping Trust Co)	\$ 15,826,615.44	AA+

Texas Water Development Board (580)

**NOTE 4: Short-Term Debt**

Not Applicable

**NOTE 5: Long-Term Liabilities**

**Changes in Long-Term Liabilities**

During the year ended August 31, 2017, the following changes occurred in long-term liabilities:

Governmental Activities	Balance 09-01-16	Additions	Reductions	Balance 08-31-17	Amounts Due Within One Year	Amounts Due Thereafter
General Obligation Bonds Payable	\$939,469,941.63	\$16,197,916.85	\$91,317,947.38	\$864,349,911.10	\$67,131,475.17	\$797,218,435.93
Employees Compensable Leave	2,477,887.78	2,351,249.60	2,470,737.04	2,358,400.34	1,364,804.38	993,595.96
<b>Total Governmental Activities</b>	<b>\$941,947,829.41</b>	<b>\$18,549,166.45</b>	<b>\$93,788,684.42</b>	<b>\$866,708,311.44</b>	<b>\$68,496,279.55</b>	<b>\$798,212,031.89</b>
Business-Type Activities	Balance 09-01-16	Additions	Reductions	Balance 08-31-17	Amounts Due Within One Year	Amounts Due Thereafter
General Obligation Bonds Payable	\$1,507,993,411.73	\$82,382,986.54	\$137,712,355.33	\$1,452,664,042.94	\$63,098,533.44	\$1,389,565,509.50
Revenue Bonds Payable	1,528,522,861.44	698,105,481.85	473,459,281.68	1,753,169,061.61	36,087,718.22	1,717,081,343.39
<b>Total Business-Type Activities</b>	<b>\$3,036,516,273.17</b>	<b>\$780,488,468.39</b>	<b>\$611,171,637.01</b>	<b>\$3,205,833,104.55</b>	<b>\$99,186,251.66</b>	<b>\$3,106,646,852.89</b>

**Employees' Compensable Leave**

A state employee is entitled to be paid for all unused vacation time accrued, in the event of the employee's resignation, dismissal, or separation from state employment, provided the employee has had continuous employment with the state for six months.

Expenditures for accumulated annual leave balances are recognized in the period paid or taken in governmental fund types. For these fund types, the liability for unpaid benefits is recorded in the statement of net position. Both an expense and liability for business-type activities are recorded in the proprietary funds as the benefits accrue to employees. No liability is recorded for non-vesting employees accumulating rights to receive sick pay benefits. This obligation is usually paid from the same funding source(s) from which the employee's salary or wage compensation was paid.



## Texas Water Development Board (580)

**NOTE 6: Bonded Indebtedness**

As discussed more fully in the sections that follow, the TWDB is authorized through various statutory and constitutional provisions to issue general obligation and revenue bonds and private activity bonds. As of August, 31, 2017, the TWDB had 53 bond issues outstanding. Additional detailed supplemental bond information is disclosed in Schedules 2A – 2F.

Miscellaneous Bond Information (Amounts in Thousands)							
Description of Issue	Bonds Issued to Date	Date Issued	Range of Interest Rates		Maturities		First Call Date
					First Year	Last Year	
<b>Governmental Activities</b>							
<b>General Obligation Bonds - Non-Self Supporting</b>							
<b>ECONOMICALLY DISTRESSED AREAS PROGRAM</b>							
W Dev Bds Ser '07-C	24,665,000	8/7/2007	4.000%	5.000%	2007	2032	08/01/2017
W Dev Ref Bds Ser '08-C	34,235,000	1/6/2009	3.500%	5.250%	2009	2018	N/A
W Fin Asst Bds Ser '09F	24,540,000	12/15/2009	2.000%	5.000%	2010	2026	08/01/2019
W Fin Asst Bds Ser '10D	32,350,000	11/2/2010	3.000%	4.000%	2011	2026	08/01/2020
W Fin Asst Bds Ser '12B	14,955,000	2/7/2012	2.000%	5.000%	2012	2031	08/01/2021
W Fin Asst Ref Bds Tax Ser '12D	15,725,000	5/30/2012	0.250%	1.906%	2012	2019	N/A
W Fin Asst Bds Ser '12F	29,385,000	9/5/2012	1.625%	5.000%	2013	2032	08/01/2022
W Fin Asst Ref Bds Tax Ser '13E	15,095,000	12/19/2013	0.220%	3.682%	2014	2024	08/01/2022
W Fin Asst Ref Bds Tax Ser '15-C1	7,365,000	2/5/2015	0.180%	2.571%	2015	2023	N/A
W Fin Asst Ref Bds Ser '15-C2	9,550,000	2/5/2015	3.000%	4.000%	2015	2029	08/01/2023
W Fin Asst Bds Ser '15E	43,715,000	2/5/2015	2.000%	5.000%	2015	2035	08/01/2025
W Fin Asst Bds Ser '16A	45,735,000	4/19/2016	2.000%	5.000%	2016	2035	08/01/2025
W Fin Asst Ref Bds Ser '16-C1	28,815,000	7/14/2016	4.000%	5.000%	2017	2025	N/A
W Fin Asst Ref Bds Tax Ser '16-C2	1,310,000	7/14/2016	0.718%	2.165%	2017	2024	N/A
W Fin Asst Ref Bds Ser '17B	13,520,000	6/20/2017	4.000%	5.000%	2018	2032	08/01/2027
<b>WATER INFRASTRUCTURE FUND</b>							
W Dev Bds Ser '09-B	157,240,000	5/28/2009	3.000%	5.000%	2010	2029	08/01/2018
W Fin Asst Bds Ser '09E	101,400,000	12/15/2009	2.000%	5.000%	2010	2029	08/01/2019
W Fin Asst Bds Ser '10B	143,225,000	5/11/2010	4.000%	5.000%	2011	2030	08/01/2019
W Fin Asst Bds Ser '11A	129,540,000	6/14/2011	1.000%	5.000%	2011	2030	08/01/2021
W Fin Asst Bds Ser '12A	39,930,000	2/7/2012	2.000%	5.000%	2012	2031	08/01/2021
W Fin Asst Bds Ser '13A	42,470,000	2/12/2013	1.000%	5.000%	2013	2032	08/01/2022
<b>General Obligation Bonds - Self Supporting</b>							
<b>WATER INFRASTRUCTURE FUND</b>							
W Dev Bds Ser '08-A	112,920,000	5/22/2008	3.00%	5.00%	2008	2028	08/01/2018
W Dev Bds Ser '09-A	144,995,000	3/10/2009	2.00%	5.00%	2009	2029	08/01/2018
<b>Business-Type Activities</b>							
<b>General Obligation Bonds - Self-Supporting</b>							
<b>STATE PARTICIPATION PROGRAM</b>							
W Dev Ref Bds Ser '07-B	19,680,000	8/7/2007	4.000%	5.000%	2007	2028	08/01/2017
W Dev Ref Bds Ser '09-D	49,775,000	6/30/2009	4.000%	5.000%	2020	2035	08/01/2019
W Fin Asst Bds Ser '10C	42,280,000	5/11/2010	2.000%	5.000%	2010	2030	08/01/2019
W Fin Asst Ref Bds Tax Ser '12E	22,215,000	5/30/2012	2.656%	4.058%	2021	2035	08/01/2022
W Fin Asst Ref Bds Tax Ser '13D	20,000,000	12/19/2013	0.225%	4.847%	2014	2035	08/01/2022

UNAUDITED

Texas Water Development Board (580)

W Fin Asst Ref Bds Ser '16D	11,550,000	7/14/2016	5.000%	5.000%	2023	2035	08/01/2022
<b>WATER DEVELOPMENT FUND</b>							
W Dev Ref Bds Ser '07-A	118,465,000	9/12/2007	4.000%	5.000%	2008	2022	08/01/2017
W Dev Bds Ser '07-D (AMT)	25,000,000	10/30/2007	4.000%	5.125%	2010	2047	08/01/2017
W Dev Ref Bds Ser '08-B	26,510,000	1/6/2009	3.500%	5.000%	2009	2018	N/A
W Dev Bds Ser '09-C-1	225,385,000	6/30/2009	3.000%	5.000%	2010	2039	08/01/2019
W Dev Ref Bds Ser '09-C-2	57,260,000	6/30/2009	2.000%	5.000%	2010	2023	08/01/2019
W Fin Asst Bds Ser '10A	20,270,000	4/13/2010	1.750%	4.250%	2011	2030	08/01/2019
W Fin Asst Bds Ser '11B	92,255,000	10/4/2011	2.000%	5.000%	2012	2031	08/01/2021
W Fin Asst Bds Ser '12C	149,645,000	4/10/2012	2.000%	5.000%	2014	2038	08/01/2021
W Fin Asst Bds Ser '12G	156,065,000	10/2/2012	2.000%	5.000%	2013	2041	08/01/2022
W Fin Asst Bds Ser '13B	56,515,000	8/1/2013	4.000%	5.000%	2014	2033	08/01/2023
W Fin Asst Ref Bds Ser '13C	32,215,000	8/1/2013	3.000%	5.000%	2014	2021	N/A
W Fin Asst Ref Bds Ser '13F	27,295,000	12/19/2013	5.000%	5.000%	2014	2024	08/01/2016
W Fin Asst Ref Bds Tax Ser '13G	73,465,000	12/19/2013	0.225%	4.847%	2014	2035	08/01/2022
W Fin Asst Ref Bds Ser '15-A1	6,435,000	2/5/2015	2.000%	4.000%	2015	2017	N/A
W Fin Asst Ref Bds Ser '15-A2	26,610,000	2/5/2015	2.000%	2.000%	2018	2029	02/01/2016
W Fin Asst Ref Bds Tax Ser '15-B1	44,645,000	2/5/2015	0.857%	3.726%	2015	2043	08/01/2023
W Fin Asst Ref Bds Tax Ser '15-B2	25,340,000	2/5/2015	1.902%	1.902%	2018	2023	02/01/2016
W Fin Asst Bds Ser '15D	234,795,000	11/24/2015	2.500%	5.000%	2021	2045	5/15/2025
W Fin Asst Bds Ser '15F	37,790,000	6/18/2015	2.000%	5.000%	2015	2024	N/A
W Fin Asst Bds Tax Ser '15G	11,415,000	6/18/2015	0.600%	3.682%	2016	2030	08/01/2024
W Fin Asst & Ref Bds Ser '16-B1	58,555,000	7/14/2016	4.000%	5.000%	2017	2045	08/01/2026
W Fin Asst & Ref Bds Ser '16-B2	30,360,000	7/14/2016	2.000%	2.000%	2020	2025	08/01/2017
W Fin Asst & Ref Bds Tax Ser '16-B3	18,950,000	7/14/2016	0.718%	2.645%	2017	2027	08/01/2022
W Fin Asst & Ref Bds Ser '17A	53,815,000	6/20/2017	4.000%	5.000%	2018	2045	08/01/2027
W Fin Asst Ref Bds Tax Ser '17C	21,535,000	6/20/2017	1.375%	3.820%	2018	2037	08/01/2027
<b>Revenue Bonds - Self Supporting</b>							
<b>STATE WATER IMPLEMENTATION REVENUE FUND FOR TEXAS</b>							
SWIRFT Rev Bds Ser '15A	798,450,000	11/4/2015	2.000%	5.000%	2017	2050	10/15/2025
SWIRFT Rev Bds Tax Ser '15B	11,960,000	11/4/2015	0.450%	4.648%	2017	2050	10/15/2025
SWIRFT Rev Bds Ser '16	600,065,000	10/13/2016	2.000%	5.250%	2017	2051	10/15/2026
<b>CLEAN WATER STATE REVOLVING FUND</b>							
W Dev State Revolving Fund Sub Lien Rev Bds Ser '08-A	203,050,000	1/8/2008	4.000%	5.000%	2008	2027	07/15/2017
W Dev State Revolving Fund Sub Lien Rev Bds Ser '08-B	261,425,000	7/15/2008	3.000%	5.250%	2010	2038	07/15/2017
W Dev State Revolving Fund Sub Lien Rev & Ref Bds Ser '09-A-2	32,765,000	8/18/2009	2.000%	5.000%	2010	2017	N/A
W Dev State Revolving Fund Sub Lien Rev Bds Ser '09-A-1	224,975,000	8/18/2009	3.000%	5.000%	2011	2029	07/15/2019

**Texas Water Development Board (580)**General Obligation Bonds

The Texas Constitution authorizes the TWDB to issue general obligation bonds backed by the full faith and credit of the state. The purpose and the sources of debt service for each bond program are summarized below. The TWDB had 49 general obligation bond series outstanding as of August 31, 2017.

*Water Financial Assistance/Development Fund II & Agricultural Water Conservation*

Texas Constitution Article 3, Sections 46-c, 49-d, 49-d-1, 49-d-2, 49-d-6, 49-d-7, 49-d-8, 49-d-9, 49-d-10, 49-d-11, 50-d, and sections of the Texas Water Code authorize the TWDB to issue general obligation bonds.

The Agricultural Water Conservation bond program provides bond proceeds to provide financial assistance to political subdivisions for agricultural water conservation projects. There are currently no bonds outstanding under this program.

The Water Financial Assistance Development Fund II (DFUND II) bonds are also used to make transfers to the Clean Water and Drinking Water State Revolving Funds to provide state matching funds to these federally grant-funded programs, to make transfers to the Water Infrastructure Fund (WIF) and Rural Water Assistance Fund, and to provide funds for loans to political subdivisions issued from the Financial Assistance Account for the Water Development Fund Program (WDF), Economically Distressed Areas Program Account (EDAP), and State Participation Account.

General obligation bonds that should not require the use of general revenues for payment of debt service are known as "self-supporting." The majority of the bonds issued for the DFUND II are designed to be self-supporting through the use of repayments of political subdivision loans to pay debt service. The Constitution and Legislature, however, have permitted bonds associated with the certain programs to not be fully self-supporting. The bonds issued to fund the EDAP are not expected to be fully self-supporting and the bonds issued for WIF have six series that are not self-supporting.

In the event that amounts available in the DFUND II are insufficient to meet debt service requirements, funds are transferred from the State's general revenue fund. The calculation of the semi-annual transfer from the general revenue fund is based on a comparison between the debt service requirement at each debt service payment date and the assets available in the applicable Interest and Sinking Fund at least 15 days prior to such date. The table on the following page provides a summary by fiscal year of transfers from the State's general revenue fund for debt service by financing program.

## Texas Water Development Board (580)

History of General Revenue Draws for Debt Service						
Fiscal Year	WDF	WIF	State Participation	EDAP	Agricultural Water Conservation (AG)	Totals
1967-1980	\$62,755,444.42					\$62,755,444.42
1992				536,964.30		536,964.30
2000			1,559,449.59	4,982,467.75		6,541,917.34
2001			2,356,397.72	7,710,332.04		10,066,729.76
2002			4,364,318.38	8,943,712.18		13,308,030.56
2003			5,442,061.86	10,951,853.09	2,643,406.04	19,037,320.99
2004			4,963,793.34	11,418,213.46	2,694,269.72	19,076,276.52
2005			4,547,335.98	12,303,995.48	2,695,729.85	19,547,061.31
2006			2,829,776.78	11,805,869.25	2,690,229.60	17,325,875.63
2007			2,187,770.39	14,604,114.94	2,693,942.32	19,485,827.65
2008		7,694,822.33	800,558.36	12,342,554.08	2,691,131.06	23,529,065.83
2009		20,675,746.74		13,424,552.49	2,693,032.43	36,793,331.66
2010		34,140,156.64	3,090,243.95	18,844,291.30		56,074,691.89
2011		34,527,167.49		18,658,462.79		53,185,630.28
2012		25,645,113.35		19,734,118.11		45,379,231.46
2013		18,802,203.34		22,496,105.40		41,298,308.74
2014		24,251,764.80		22,501,306.12		46,753,070.92
2015		23,271,516.15		27,598,923.63		50,870,439.78
2016		19,766,976.11		27,148,702.38		46,915,678.49
2017		18,413,791.03		28,181,081.57		46,594,872.60
<b>Total</b>	<b>\$62,755,444.42</b>	<b>\$227,189,257.98</b>	<b>\$32,141,706.35</b>	<b>\$294,187,620.36</b>	<b>\$18,801,741.02</b>	<b>\$635,075,770.13</b>

As of August 31, 2017, the TWDB is authorized but has not issued \$6,191,737,380 of general obligation bond authority under the Constitution. Of that balance, \$164,840,000 remains available for the Agricultural Water Conservation Program and \$53,492,380 remains available for the EDAP program. The remaining amount may be used for additional DFUND II issuances.

The Texas Constitution, Article III, section 49-d-11 authorizes TWDB to issue general obligation bonds for the DFUND II in amounts such that the aggregate principal of bonds issued under this section outstanding at any time does not exceed \$6 billion, and such amount is included in the authorized but unissued amount above. As of August 31, 2017, the TWDB has issued bonds pursuant to section 49-d-11, and there is \$26,595,000 of aggregate principal outstanding.

**Texas Water Development Board (580)**Revenue Bonds

The Texas Constitution and Water Code authorize the TWDB to issue revenue bonds backed by pledged revenue sources and restricted funds. The TWDB had four revenue bond series outstanding at August 31, 2017.

The TWDB has authority to sell revenue bonds for the following purposes:

- (1) To finance the construction of water and wastewater projects of political subdivisions and non-profit water supply corporations;
- (2) To provide interim financing to political subdivisions that are also receiving long-term financing from the TWDB;
- (3) To provide the state matching funds for federal grants under the Federal Water Pollution Control and the Safe Drinking Water Acts.
- (4) To provide financing for projects in the State Water Plan associated with the State Water Implementation Revenue Fund for Texas (SWIRFT).

*Clean Water State Revolving Fund (CWSRF)*

Subchapter J, Chapter 15 and Subchapter I, Chapter 17, Texas Water Code, as amended, authorize the TWDB to issue an unlimited amount of revenue bonds to fund certain eligible projects. TWDB's revenue bonds do not constitute a debt of the State and neither the full faith nor credit, nor the taxing authority of the State is in any manner pledged, given, or loaned for the payment of the revenue bonds. Further, the TWDB's revenue bonds are not secured by or payable from money in DFUND II, but are secured by the repayments of political subdivision loans and certain assets in the State Revolving Fund.

*State Water Implementation Revenue Fund for Texas*

Sections 49-d-12 and 49-d-13 of Article III of the Texas Constitution provide authorization for the creation of the State Water Implementation Fund for Texas (SWIFT) and SWIRFT as constitutionally dedicated funds in the State Treasury outside the general revenue fund created for the purpose of implementing the State Water Plan. Subchapter G and Subchapter H, Chapter 17, Texas Water Code, govern the operation of SWIFT and SWIRFT, in which bonds may be issued for SWIRFT for the purpose of providing financial assistance to political subdivisions to be used to fund State Water Plan projects, and are secured by the repayments of political subdivision obligations, certain assets in SWIRFT, and by certain transfers from SWIFT to SWIRFT.

In Fiscal Year 2017, the TWDB issued SWIRFT bonds Series 2016 with a par value of \$600,065,000. As a part of the closing on the bonds, \$74,523,944.30 was transferred from SWIFT to SWIRFT to provide security for the Series 2016 bonds. The Series 2016 bonds were issued to provide financial assistance for projects in the State Water Plan through the purchase of or entering into political subdivision obligations, and to pay the costs of issuance of the bonds.

**Texas Water Development Board (580)**Pledged Future Revenues

Pledged revenues are those specific revenues that are formally committed to directly secure the payment of bond debt service. The table below provides information on pledged revenue and pledged future revenue of the TWDB's revenue bonds.

<b>Pledged Future Revenue</b>		
<b>Business-Type Activities</b>		
	<b>CWSRF Revenue Bonds</b>	<b>SWIRFT Revenue Bonds</b>
Pledged Revenue Required for Future Principal and Interest on Existing Bonds	\$221,302,900.00	\$2,543,835,665.43
Term of Commitment Year Ending Aug. 31	2029	2052
Percentage of Revenue Pledged	100%	100%
Current Year Pledged Revenue	\$358,260,669.51	\$74,980,328.25
Current Year Principal and Interest Paid	\$54,061,087.50	\$68,109,816.24

Put Bonds

As of August 31, 2017, the Board has three put bond series outstanding, General Obligation Water Financial Assistance Refunding Bonds Sub-Series 2015A-2 and 2015B-2, and General Obligation Water Financial Assistance and Refunding Bonds, Sub-Series 2016B-2. The three Sub-Series of Water Financial Assistance Bonds were issued in an initial rate mode, which terminate on the mandatory tender dates. Upon the termination date, the bonds are expected to be remarketed or refunded if not already called prior to that date. The Board has not secured any credit or liquidity facility for the payment of the purchase price of the bonds upon the mandatory tender date, as the purchase price is expected to be paid by remarketing or refunding proceeds. The Board has no obligation to purchase the bonds on the mandatory tender date except from remarketing proceeds. If the bonds are not remarketed or otherwise redeemed, the interest rate on the bonds will increase to the stepped rate.

<b>Put Bonds – Takeout Provisions</b>	<b>Mandatory Tender Date</b>	<b>Initial Rate</b>	<b>Stepped Coupon Rate</b>
Water Financial Assistance Refunding Bonds Sub-Series 2015A-2	2/1/2018	2.000%	6.50%
Water Financial Assistance Refunding Bonds Sub-Series 2015B-2	2/1/2018	1.902%	8.00%
Water Financial Assistance and Refunding Bonds Sub-Series 2016B-2	8/1/2019	2.000%	6.50%

Texas Water Development Board (580)

Refunding Bonds

*General Obligation Bonds*

In fiscal year 2017, the Board issued General Obligation Water Financial Assistance and Refunding Bonds, Series 2017A, 2017B (Economically Distressed Areas Program), and taxable Series 2017C with a combined par value of \$88,870,000 of which \$26,595,000 was issued for new money purposes in Series 2017A. The Series 2017ABC bonds were issued at a premium of \$9,710,903.40 with an underwriter's discount of \$278,946.58, resulting in a net proceeds amount of \$98,301,956.82. The net present value savings were \$9,127,393.11 or 13.62% of the refunded bonds. The issuance closed on June 20, 2017.

See Schedule 2F for additional detail on the individual bond series refunded using the net proceeds from the sale.

Refunding Issues and Early Extinguishment					Projected	
Description	Type of Refunding	Redemption Date	Par Value Refunded	Par Value of Refunding Issue	Cash Flow Increase / (Decrease)	Economic Gain/(Loss)
<b>Business Type Activities</b>						
<b>General Obligation Bonds – Self-Supporting</b>						
W Dev Ref Bds Ser '07-A	Current Refunding	8/1/2016	\$29,385,000	\$27,220,000	\$2,330,247.22	\$2,233,883.85
W Dev Bds Ser '07-D (AMT)	Current Refunding	8/1/2016	\$21,535,000	\$21,535,000	\$11,256,016.27	\$4,057,074.57
<b>Governmental Type Activities</b>						
<b>General Obligation Bonds – Non Self-Supporting</b>						
W Dev Bds Ser '07-C*	Current Refunding	8/1/2016	\$16,100,000	\$13,520,000	\$3,462,717.08	\$2,836,434.69

Early Extinguishment of Debt

In Fiscal Year 2017, the Board early extinguished bonds of nine series, including the complete early extinguishment of \$422,340,000 of two series of callable CWSRF bonds. The source of funds used in extinguishments was primarily unrestricted program funds. A portion of the bonds extinguished remain in escrow, and the total par value of defeased bonds outstanding as of August 31, 2017, is \$37,020,000. The individual bond series and year of defeasance are listed on Schedule 2E.

**NOTE 7: Derivatives**

Not Applicable

Texas Water Development Board (580)

**NOTE 8: Operating Leases**

Included in the current year expenditures reported in the financial statements are the following amounts of rent paid or due under operating lease obligations:

**Fund Type Amount**

<u>PRIMARY GOVERNMENT</u>			
Governmental		Business-Type	
General Fund (FT01)	\$32,764.66	Enterprise Funds (FT05)	\$52,589.44
Special Revenue Funds (FT02)	\$31,641.81		

Future minimum lease rental payments under noncancelable operating leases having an initial term in excess of one year are as follows:

<u>PRIMARY GOVERNMENT</u>			
		Governmental	Business-Type
Year Ended August 31		Total	Total
2018		64,513.99	52,840.33
2019		57,144.26	35,644.32
2020		54,337.62	29,095.50
2021		12,469.50	29,095.50
2022		5,257.04	12,266.44
2023		5,257.04	12,266.44
2024 – 2026		0.00	0.00
<b>Total Future Minimum Rental Payments</b>		<b>\$ 198,979.45</b>	<b>\$ 171,208.53</b>

**NOTE 9: Defined Benefit Pension Plans and Defined Contribution Plan**

TWDB employees, as state employees, are enrolled in the Employees Retirement System of Texas defined benefit pension plan (ERS Plan). The financial statements of the ERS Plan are included in the audited annual financial report of the Employees Retirement System of Texas (ERS). Audited financial statements and detailed actuarial information for the ERS Plan may be obtained by calling (512) 476-6431 or writing:

Employees Retirement System of Texas  
 P.O. Box 13207  
 Austin, Texas, 78711-3207

**NOTE 10: Deferred Compensation (administering agencies only)**

Not Applicable



Texas Water Development Board (580)

**NOTE 11: Post-Employment Health Care and Life Insurance Benefits**

Eligible TWDB retirees are provided post-employment health care and life insurance benefits through the State Retiree Health Plan (SRHP). The financial statements of the SRHP are included in the audited annual financial report of the Employees Retirement System of Texas (ERS). Audited financial statements and detailed actuarial information for the SRHP may be obtained by calling (512) 476-6431 or writing:

Employees Retirement System of Texas  
 P.O. Box 13207  
 Austin, Texas, 78711-3207

**NOTE 12: Interfund Activity and Transactions**

Interfund activity refers to financial interactions between funds and/or blended component units and is restricted to internal events. Interfund transactions refer to financial interactions between TWDB and another agency of the state of Texas.

*Interfund Activity*

Interfund transfers represent the flow of assets (cash or goods) without equivalent flow of assets in return or a requirement for repayment. In governmental funds, transfers are reported as other financing uses or sources. Transfers are reported in proprietary funds after nonoperating revenues and expenses in the statement of revenues, expenses and changes in fund net position. Amounts not transferred at fiscal year-end are accrued as due to/due from other funds.

Activities between funds that represent lending/borrowing arrangements outstanding at the end of the fiscal year are interfund loans. Individual interfund receivables and payables balances as of August 31, 2017, were as follows:

	<b>Interfund Receivables</b>	<b>Interfund Payables</b>	<b>Current</b>	<b>Noncurrent</b>	<b>Purpose</b>
Enterprise (05)	DFUND (FT05) Appd Fund 0371, D23 Fund 0371	RWAF (FT05) Appd Fund 0301 D23 Fund 3010	\$ 2,072,026.24	\$ 106,144,384.22	Interfund Loan
Enterprise (05)	DFUND (FT05) Appd Fund 0371, D23 Fund 0371	CWSRF (FT05) Appd Fund 9999 D23 Fund 0651	\$13,623,219.70	\$119,283,225.89	State Match Loan
Enterprise (05)	DFUND (FT05) Appd Fund 0371, D23 Fund 0371	DWSRF (FT05) Appd Fund 9999 D23 Fund 0951	\$ 9,166,968.88	\$ 84,191,737.25	State Match Loan
Enterprise (05)/ Special Revenue (02)	DFUND (FT05) Appd Fund 0371, D23 Fund 0371	WIF (FT 02) Appd Fund 0302 D23 Fund 3021	\$ 160,000.00	\$ 1,980,000.00	Interfund Loan
<b>Total Interfund Receivable/Payable</b>			<b>\$25,022,214.82</b>	<b>\$ 311,599,347.36</b>	

**Texas Water Development Board (580)***Interfund Transactions*

Federal and State Pass-Throughs are recorded for activity between TWDB and other state agencies related to federal or state grant awards. Amounts not transferred at fiscal year-end are accrued as due to/due from other agencies.

***NOTE 13: Continuance Subject to Review***

Under Water Code Section 6.013, the Texas Water Development Board is subject to review under the Texas Sunset Act (Government Code Chapter 325) but is not abolished under that chapter. The TWDB will be subject to review during the period in which state agencies abolished in 2023 are reviewed and every 12th year thereafter.

***NOTE 14: Adjustment to Fund Balances and Net Position***

Not Applicable

***NOTE 15: Contingencies and Commitments*****Disclosure of Contingent Liabilities****Rebatable Arbitrage**

Rebatable arbitrage is defined by Internal Revenue Code Section 148 as earnings on investments purchased with the gross proceeds of a bond issue in excess of the amount that would have been earned if the investments were invested at a yield equal to the yield on the bond issue. This rebatable arbitrage must be paid to the federal government. The TWDB is entitled to invest its bond proceeds at an unrestricted yield for various temporary periods ranging from six months to three years. This unrestricted earnings period begins on the date of delivery of the bond issue. Earnings on any funds held by the TWDB after the unrestricted earnings period ends must be restricted to the yield of the TWDB's bond issue. The amount of rebate due to the federal government is determined and payable during each five-year period and upon final payment of the tax-exempt bonds.

Arbitrage funds have been established within various TWDB programs. Deposits into these funds are made according to the arbitrage services provider's final report typically received around January following the close of each fiscal year. The TWDB estimates that rebatable arbitrage, if any, will not be material to the agency's financial condition.

**Pending Litigation**

As of August 31, 2017, the TWDB had one pending lawsuit, which has no claim for monetary damages, and no pending claims. Settlement of one lawsuit was finalized on August 14, 2017 with a payment of \$19,217.76. One claim was settled on February 15, 2017 with payment totaling \$10,098.80.

**Texas Water Development Board (580)****Federal Costs**

As a prime contractor with a federal granting agency, the TWDB is contingently liable to refund any disallowed costs to the granting agency. The amount of disallowed cost, if any, was undeterminable at August 31, 2017.

**Disclosure of Significant Commitments****Outstanding Loan and Grant Commitments**

As of August 31, 2017, the TWDB had made commitments to provide political subdivisions and non-profit entities financing from the proceeds remaining from current bond issues, and from the proceeds of future bond issues, from federal draw downs, or from appropriations as follows:

	For Loans	For Grants	Total
Drinking Water State Revolving Fund (DWSRF)*	\$ 451,553,000.00	\$ 5,140,210.00	\$ 456,693,210.00
Clean Water State Revolving Fund (CWSRF)*	271,585,000.00	12,724,119.00	284,309,119.00
State Water Implementation Revenue Fund for Texas**	4,030,415,000.00		4,030,415,000.00
<b>Total Commitments</b>	<b>\$4,753,553,000.00</b>	<b>\$ 17,864,329.00</b>	<b>\$4,771,417,329.00</b>

\* DWSRF and CWSRF Grants refer to Loan Forgiveness

\*\* Loans under this program will be financed with the issuance of new revenue bonds

**NOTE 16: Subsequent Events**

The TWDB issued State Water Implementation Revenue Fund for Texas Revenue Bonds Series 2017A and taxable Series 2017B on October 12, 2017, in a combined par amount of \$1,065,905,000. The purpose of the issuance is to provide funding to provide financial assistance through the purchase of or entering into political subdivision obligations, and to pay the costs of issuance of the bonds.

The TWDB also used \$10,404,381.79 to redeem \$10,355,000 of Water Financial Assistance Bonds on October 30, 2017 in order to generate interest savings.

The TWDB intends to issue Water Financial Assistance Bonds in January of 2018 in order to refund outstanding bonds for debt service savings, to deliver bond proceeds to the Financial Assistance Account, to provide state matching funds for federal state revolving funds, to provide financial assistance through the purchase of political subdivision obligations, and to pay the cost of issuance of the bonds.

**NOTE 17: Risk Management**

The Texas Water Development Board is exposed to property and casualty loss and worker's compensation claims. The Board uses a number of approaches to decrease risks and protect against losses to the agency, including internal practices and employee training. Additionally, the Board has adopted an ethics policy applicable to all Board employees as well as a fraud, waste and abuse policy that provides for reporting loss, misuse or misappropriation of Board resources to the Board's Internal Auditor or to the State Auditor's Office. The Board's Internal Auditor and its Operations and Administration Division both evaluate potential for waste, fraud and abuse at the Board.

The Board provides financial assistance to political subdivisions of the state for construction of water-related facilities. The Board's risks generally do not arise from providing financial assistance. The Board does not manage or control the facilities and has no liability for the construction or operation of the facilities. The Board requires its borrowers to assume responsibility for complying with all state and federal laws, rules, and regulations in the construction and operation of facilities.

The Board has promulgated a rule and created and implemented procedures regarding risk analysis and enhanced contract monitoring for its purchases of goods and services, as required by Texas Government Code § 2261.253.

The Board operates a fleet of motor vehicles and watercraft. The Board is self-insured as to its own property losses and the liability of loss to others. The Attorney General defends the agency and personnel against any lawsuit resulting from the operation of the motor vehicles or watercraft. The Board performs an annual review of the driving records of employees who drive agency vehicles, and suspends use of state-owned, leased or personal vehicles for Board business for employees who do not have an acceptable driving record. Board policy prohibits employees from using Board vehicles for private purposes or carrying unauthorized passengers. All authorized passengers who are not Board employees are required to complete a release of liability prior to traveling with an employee on Board business.

The Board assumes substantially all risks associated with tort and liability claims due to the performance of its duties. Currently, there is no purchase of commercial insurance. The Board participates in the State Office of Risk Management's (SORM) Risk Management and Worker's Compensation Coverage Program. The Board's assessment for fiscal year 2017 was \$34,261.32. The assessment covers worker's compensation and risk management costs.

The Board's liabilities are reported when it is both probable that a loss has occurred and the amount of that loss can be reasonably estimated. Liabilities include an amount for claims that have been incurred but not reported.

## Texas Water Development Board (580)

Changes in the balances of the Board's claims liabilities during fiscal years 2016 and 2017 were:

	Beginning Balance	Increases	Decreases	Ending Balance
2017	\$ 0.00	\$ 27,374.14	\$ 27,374.14	\$ 0.00
2016	\$ 0.00	\$ 0.00	\$ 0.00	\$ 0.00

**NOTE 18: Management Discussion and Analysis**

This note was prepared in accordance with Comptroller guidelines and does not constitute full management's discussion and analysis per generally accepted accounting principles.

*Bond Issuances*

In fiscal year 2017, the Board conducted one issuance of General Obligation bonds and one issuance of the Board's State Water Implementation Revenue Fund for Texas (SWIRFT) bonds.

The SWIRFT bonds, Series 2016, were issued with a par value of \$598,065,000. This was the third series issued under the Master Trust Indenture created for this program. The Series 2016 bonds were issued to provide financial assistance for projects in the State Water Plan through the purchase of or entering into political subdivision obligations, and to pay the costs of issuance of the bonds.

The Board issued General Obligation Water Financial Assistance and Refunding Bonds, Series 2017A, 2017B (Economically Distressed Areas Program), and taxable Series 2017C, with a combined par amount of \$88,870,000. The bonds were issued to provide new money and refunding proceeds, and to pay the costs of issuance of the bonds. A portion of the proceeds were used to refund debt previously issued to fund projects from the Development Fund II, including the Economically Distressed Areas Program. Bonds were also issued to provide funds to the Financial Assistance Account in order to provide financial assistance to borrowers for water assistance projects.

The Board also used program funds to early extinguish two series of CWSRF bonds in the amount of \$422,340,000.

See Note 6 for additional detail on these transactions.

## Texas Water Development Board (580)

**NOTE 19: The Financial Reporting Entity**

As required by Generally Accepted Accounting Principles, the financial statements present TWDB and its component unit. The component unit discussed in this note is included in the state's reporting entity because of the significance of their operational or financial relationships with the state.

**Discrete Component Units**

The TWDB is financially accountable for the following legally separate entity; however, the entity does not provide services entirely or almost entirely to TWDB. The component unit is reported in a separate column in the combined financial statements to emphasize that they are legally separate from the TWDB and the state.

Texas Water Resources Finance Authority (Authority) is a legally separate entity created by the Legislature as a governmental entity and body politic and corporate for the purpose of increasing the availability of financing for water-related projects, and primarily benefits the citizens of Texas. A board of directors, composed of the three members of the Texas Water Development Board (TWDB), governs the Authority. The members of the TWDB are appointed by the governor. TWDB, through a sales and servicing agreement, wholly manages the Authority's operations.

**NOTE 20: Stewardship, Compliance and Accountability**

As of August 31, 2017, management is unaware of any material violations of finance related legal and contract provisions.

With regard to compliance and accountability, there are:

1. no material violations of finance-related legal or contractual provisions,
2. no deficit fund balances or net position in individual funds,
3. no expenditures exceeding appropriations in individual funds,
4. no changes in accounting principles,
5. no changes in reporting of loans,
6. no changes in fund types and
7. no non-exchange transactions were recorded in the financial statements.

**NOTE 21: Not Applicable**

Note 21 is not applicable to the AFR reporting requirements process.

Texas Water Development Board (580)

**NOTE 22: Donor Restricted Endowments**

Not Applicable

**NOTE 23: Extraordinary and Special Items**

Not Applicable

**NOTE 24: Disaggregation of Receivable and Payable Balances**

Not Applicable

**NOTE 25: Termination Benefits**

Not Applicable

**NOTE 26: Segment Information**

Not Applicable

**NOTE 27: Service Concession Arrangements**

Not Applicable

**NOTE 28: Deferred Outflows of Resources and Deferred Inflows of Resources**

Not Applicable

Texas Water Development Board (580)

**NOTE 29: *Troubled Debt Restructuring***

Not Applicable

**NOTE 30: *Non-Exchange Financial Guarantees***

Not Applicable

**NOTE 31: *Tax Abatements***

Not Applicable

**NOTE 32: *Fund Balances***

Not Applicable





# Individual Funds Financial Statements

UNAUDITED

**Texas Water Development Board (580)**  
**Exhibit A-1 - Combining Balance Sheet - All General and Consolidated Funds**  
 August 31, 2017

	General Revenue (0001)	GR Acct-Disaster Contingency (0453)	Total (Exhibit I)
<b>ASSETS</b>			
Current Assets:			
Cash and Cash Equivalents:			
Cash on Hand	\$ 100.00	\$ -	\$ 100.00
Cash in Bank (Note 3)	26,000.00		26,000.00
Cash in State Treasury	-	-	-
Legislative Appropriations	14,410,974.06		14,410,974.06
Receivables From:			
Federal	242,987.66		242,987.66
Accounts Receivable	16,922.78		16,922.78
Interfund Receivable	-	-	-
Due From Other Funds	74,363.08		74,363.08
Due From Other Agencies	2,214.44	577,402.02	579,616.46
<b>Total Current Assets</b>	<b>14,773,562.02</b>	<b>577,402.02</b>	<b>15,350,964.04</b>
<b>Total Noncurrent Assets</b>	<b>-</b>	<b>-</b>	<b>-</b>
<b>Total Assets</b>	<b>\$ 14,773,562.02</b>	<b>\$ 577,402.02</b>	<b>\$ 15,350,964.04</b>
<b>LIABILITIES AND FUND BALANCES</b>			
Liabilities:			
Current Liabilities:			
Payables From:			
Accounts Payable	\$ 1,121,955.86	\$ 518,032.48	\$ 1,639,988.34
Payroll Payable	2,075,897.30	23,707.97	2,099,605.27
Interfund Payable (Note 12)	-	-	-
Due To Other Funds	-	35,661.57	35,661.57
Due To Other Agencies	78,304.27	-	78,304.27
<b>Total Current Liabilities</b>	<b>3,276,157.43</b>	<b>577,402.02</b>	<b>3,853,559.45</b>
<b>Total Liabilities</b>	<b>3,276,157.43</b>	<b>577,402.02</b>	<b>3,853,559.45</b>
<b>FUND FINANCIAL STATEMENT-FUND BALANCES</b>			
Fund Balances (Deficits):			
Unassigned	11,497,404.59	(0.00)	11,497,404.59
<b>Total Fund Balances</b>	<b>11,497,404.59</b>	<b>(0.00)</b>	<b>11,497,404.59</b>
<b>Total Liabilities and Fund Balances</b>	<b>\$ 14,773,562.02</b>	<b>\$ 577,402.02</b>	<b>\$ 15,350,964.04</b>

Note: GAAP fund is shown as (XXXX). USAS D23 Fund is shown as U/F (XXXX), except as noted below:  
 GAAP Fund 0001 - USAS D23 Funds 0001, 1000

The accompanying notes to the financial statements are an integral part of this statement.

UNAUDITED

**Texas Water Development Board (580)**  
**Exhibit A-2 - Combining Statement of Revenues, Expenditures and**  
**Changes in Fund Balances – All General and Consolidated Funds**  
For the Fiscal Year Ended August 31, 2017

	General Revenue (0001)	GR Acct-Disaster Contingency (0453)	Total (Exhibit II)
<b>REVENUES</b>			
Legislative Appropriations:			
Original Appropriations	\$ 73,215,158.19		\$ 73,215,158.19
Additional Appropriations	5,634,228.48		5,634,228.48
Federal Revenue	14,657,904.88		14,657,904.88
Federal Grant Pass-Through Revenue	825,932.01		825,932.01
Licenses, Fees and Permits	(9,736.99)		(9,736.99)
Sales of Goods and Services	197,818.74		197,818.74
Other	2,770,484.56		2,770,484.56
<b>Total Revenues</b>	<b>97,291,789.87</b>	<b>-</b>	<b>97,291,789.87</b>
<b>EXPENDITURES</b>			
Salaries and Wages	16,612,227.27	136,387.14	16,748,614.41
Payroll Related Costs	5,192,943.74	46,458.72	5,239,402.46
Professional Fees and Services	5,986,814.03	371,384.03	6,358,198.06
Travel	233,836.36	14,155.08	247,991.44
Materials and Supplies	507,000.99	232,542.52	739,543.51
Communication and Utilities	183,856.78	4,667.73	188,524.51
Repairs and Maintenance	538,993.54	26,836.07	565,829.61
Rentals and Leases	142,222.05		142,222.05
Printing and Reproduction	72,815.55	142.80	72,958.35
Claims and Judgments	27,374.14		27,374.14
State Grant Pass-Through Expenditures	267,500.48		267,500.48
Intergovernmental Payments	17,147,185.55	1,284,118.18	18,431,303.73
Public Assistance Payments	2,336,171.00		2,336,171.00
Other Expenditures	394,280.36	1,400.00	395,680.36
Capital Outlay	998,352.90		998,352.90
<b>Total Expenditures</b>	<b>50,641,574.74</b>	<b>2,118,092.27</b>	<b>52,759,667.01</b>
<b>Excess (Deficiency) of Revenues Over Expenditures</b>	<b>46,650,215.13</b>	<b>(2,118,092.27)</b>	<b>44,532,122.86</b>
<b>OTHER FINANCING SOURCES (Uses)</b>			
Sale of Capital Assets	23,220.00		23,220.00
Transfers In	-	2,379,746.92	2,379,746.92
Transfers Out	(53,546,053.12)		(53,546,053.12)
<b>Total Other Financing Sources (Uses)</b>	<b>(53,522,833.12)</b>	<b>2,379,746.92</b>	<b>(51,143,086.20)</b>
<b>Net Change in Fund Balances</b>	<b>(6,872,617.99)</b>	<b>261,654.65</b>	<b>(6,610,963.34)</b>
<b>FUND FINANCIAL STATEMENT - FUND BALANCES</b>			
Fund Balances - Beginning	14,113,242.88	(261,654.65)	13,851,588.23
Appropriations Lapsed	4,256,779.70		4,256,779.70
<b>Fund Balances, August 31, 2017</b>	<b>\$ 11,497,404.59</b>	<b>\$ (0.00)</b>	<b>\$ 11,497,404.59</b>

Note: GAAP fund is shown as (XXXX). USAS D23 Fund is shown as U/F (XXXX), except as noted below:  
GAAP Fund 0001 - USAS D23 Funds 0001, 1000

The accompanying notes to the financial statements are an integral part of this statement.

UNAUDITED

**Texas Water Development Board (580)**  
**Exhibit B-1 - Combining Balance Sheet – Special Revenue Funds**  
**August 31, 2017**

	Water Infrastructure Fund (0302)	Economically Distressed Areas Clearance Fund (0356)	Agricultural Water Conservation Fund (0358) U/F (1358)	State Water Implementation Fund for Texas (0361)
<b>ASSETS</b>				
Current Assets:				
Cash and Cash Equivalents:				
Cash in State Treasury	\$ 5,384,455.77	\$ 395,058.75	\$ 2,358,366.92	\$ 221,844,021.80
Short Term Investments	-	-		46,637,502.66
Receivables From:				
Federal	-	-	-	-
Interest and Dividends	2,115,917.90	176.84	2,651.92	276,744.02
Accounts Receivable	-	-	-	-
Interfund Receivables	-	-	-	-
Due From Other Funds	-	-	11,583.13	-
Loans and Contracts	46,018,000.00	-	-	-
<b>Total Current Assets</b>	<b>53,518,373.67</b>	<b>395,235.59</b>	<b>2,372,601.97</b>	<b>268,758,268.48</b>
Non-Current Assets:				
Loans and Contracts	654,008,000.00	-	-	-
Investments	-	-	-	1,733,193,753.24
<b>Total Noncurrent Assets</b>	<b>654,008,000.00</b>	<b>-</b>	<b>-</b>	<b>1,733,193,753.24</b>
<b>Total Assets</b>	<b>\$ 707,526,373.67</b>	<b>\$ 395,235.59</b>	<b>\$ 2,372,601.97</b>	<b>\$ 2,001,952,021.72</b>
<b>LIABILITIES AND FUND BALANCES</b>				
Liabilities:				
Current Liabilities:				
Payables From:				
Accounts Payable	\$ -	\$ -	\$ 51,087.70	\$ 604,472.80
Payroll Payable	-	-	-	-
Interfund Payable	160,000.00	-	-	-
Due To Other Funds	-	-	-	-
Due To Other Agencies	-	-	460,811.76	-
<b>Total Current Liabilities</b>	<b>160,000.00</b>	<b>-</b>	<b>511,899.46</b>	<b>604,472.80</b>
Non-Current Liabilities:				
Interfund Payables	1,980,000.00	-	-	-
<b>Total Non-Current Liabilities</b>	<b>1,980,000.00</b>	<b>-</b>	<b>-</b>	<b>-</b>
<b>Total Liabilities</b>	<b>2,140,000.00</b>	<b>-</b>	<b>511,899.46</b>	<b>604,472.80</b>
<b>FUND FINANCIAL STATEMENT-FUND BALANCES</b>				
Reserved for:				
Committed	-	-	-	-
Restricted	\$ 705,386,373.67	\$ 395,235.59	\$ 1,860,702.51	\$ 2,001,347,548.92
<b>Total Fund Balances</b>	<b>705,386,373.67</b>	<b>395,235.59</b>	<b>1,860,702.51</b>	<b>2,001,347,548.92</b>
<b>Total Liabilities and Fund Balances</b>	<b>\$ 707,526,373.67</b>	<b>\$ 395,235.59</b>	<b>\$ 2,372,601.97</b>	<b>\$ 2,001,952,021.72</b>

Note: GAAP fund is shown as (XXXX). USAS D23 Fund is shown as U/F (XXXX) except as noted below:

- GAAP Fund 0302 - USAS D23 Funds 3020, 3021, 8302
- GAAP Fund 0356 - USAS D23 Funds 0356, 8356
- GAAP Fund 0358 - USAS D23 Fund 1358
- GAAP Fund 0361 - USAS D23 Funds 0361, 8361
- GAAP Fund 0371 - USAS D23 Funds 0375, 3734, 3757
- GAAP Fund 0480 - USAS D23 Funds 1480, 4076, 4800, 4801, 4802
- GAAP Fund 0481 - USAS D23 Funds 0481, 4816
- GAAP Fund 0483 - USAS D23 Funds 4830, 4831, 4832, 4833, 4839

The accompanying notes to the financial statements are an integral part of this statement.

UNAUDITED

Groundwater District Loan Assistance Fund (0363)	Texas Water Development Fund II (0371)	Water Assistance Fund (0480)	Water Loan Assistance Fund (0481)	Storage Acquisition Fund (0482)	Research and Planning Fund (0483)	Totals (Exhibit I)
\$ 185,784.88	\$ 1,451,547.55	\$ 10,300,684.92	\$ 5,217,942.10	\$ 26,448.00	\$ 1,728,805.16	\$ 248,893,115.85
-	-	-	-	-	-	46,637,502.66
-	-	-	-	-	-	0.00
-	170,465.07	-	-	-	-	2,565,955.75
-	-	21,513.75	-	-	-	21,513.75
-	-	-	-	-	20,539.52	32,122.65
-	1,816,314.34	-	100,000.00	-	-	47,934,314.34
<u>185,784.88</u>	<u>3,438,326.96</u>	<u>10,322,198.67</u>	<u>5,317,942.10</u>	<u>26,448.00</u>	<u>1,749,344.68</u>	<u>346,084,525.00</u>
-	23,596,925.14	-	1,810,000.00	230,000.00	-	679,644,925.14
-	-	-	-	-	-	1,733,193,753.24
-	<u>23,596,925.14</u>	-	<u>1,810,000.00</u>	<u>230,000.00</u>	-	<u>2,412,838,678.38</u>
<u>\$ 185,784.88</u>	<u>\$ 27,035,252.10</u>	<u>\$ 10,322,198.67</u>	<u>\$ 7,127,942.10</u>	<u>\$ 256,448.00</u>	<u>\$ 1,749,344.68</u>	<u>\$ 2,758,923,203.38</u>
\$ -	\$ -	\$ 4,346.56	\$ -	\$ -	\$ 358,411.12	\$ 1,018,318.18
-	-	9,397.96	-	-	-	9,397.96
-	-	-	-	-	-	160,000.00
-	-	38,701.51	-	-	32,122.65	70,824.16
-	-	-	-	-	62,851.38	523,663.14
-	-	<u>52,446.03</u>	-	-	<u>453,385.15</u>	<u>1,782,203.44</u>
-	-	-	-	-	-	1,980,000.00
-	-	-	-	-	-	1,980,000.00
-	-	<u>52,446.03</u>	-	-	<u>453,385.15</u>	<u>3,762,203.44</u>
\$ 185,784.88	\$ 27,035,252.10	\$ 10,269,752.64	\$ 7,127,942.10	\$ 256,448.00	\$ 1,295,959.53	\$ 2,755,160,999.94
<u>185,784.88</u>	<u>27,035,252.10</u>	<u>10,269,752.64</u>	<u>7,127,942.10</u>	<u>256,448.00</u>	<u>1,295,959.53</u>	<u>2,755,160,999.94</u>
<u>\$ 185,784.88</u>	<u>\$ 27,035,252.10</u>	<u>\$ 10,322,198.67</u>	<u>\$ 7,127,942.10</u>	<u>\$ 256,448.00</u>	<u>\$ 1,749,344.68</u>	<u>\$ 2,758,923,203.38</u>

UNAUDITED

**Texas Water Development Board (580)**  
**Exhibit B-2 - Combining Statement of Revenues, Expenditures and**  
**Changes in Fund Balances – Special Revenue Funds**  
 For the Fiscal Year Ended August 31, 2017

	Water Infrastructure Fund (0302)	Economically Distressed Areas Clearance Fund (0356)	Agricultural Water Conservation Fund (0358) U/F (1358)	State Water Implementation Fund for Texas (0361)	Groundwater District Loan Assistance Fund (0363)
<b>REVENUES</b>					
Federal Revenue	\$ -	\$ -	\$ -	\$ -	\$ -
Interest and Other Investment Income	11,932,644.28	8,116.54	32,612.88	20,504,361.53	-
Net Increase (Decrease) in Fair Value	-	-	-	124,785,037.73	-
Sales of Goods and Services	-	-	-	-	-
Other	-	-	-	-	-
<b>Total Revenues</b>	<b>11,932,644.28</b>	<b>8,116.54</b>	<b>32,612.88</b>	<b>145,289,399.26</b>	<b>-</b>
<b>EXPENDITURES</b>					
Salaries and Wages	-	-	-	-	-
Payroll Related Costs	-	-	2,111.07	-	-
Professional Fees and Services	7,850.00	8,500.00	-	3,656,913.48	-
Travel	-	-	-	-	-
Materials and Supplies	-	-	-	-	-
Communication and Utilities	-	-	-	-	-
Repairs and Maintenance	-	-	-	-	-
Rentals and Leases	-	-	-	-	-
Printing and Reproduction	-	-	-	-	-
State Grant Pass-Through Expenditures	-	-	753,056.41	-	-
Intergovernmental Payments	-	-	653,571.12	-	-
Public Assistance Payments	-	-	-	-	-
Other Expenditures	-	-	-	-	-
Debt service:	-	-	-	-	-
Interest	62,703.50	-	-	-	-
Capital Outlay	-	-	-	-	-
<b>Total Expenditures</b>	<b>70,553.50</b>	<b>8,500.00</b>	<b>1,408,738.60</b>	<b>3,656,913.48</b>	<b>-</b>
<b>Excess (Deficiency) of Revenues Over Expenditures</b>	<b>11,862,090.78</b>	<b>(383.46)</b>	<b>(1,376,125.72)</b>	<b>141,632,485.78</b>	<b>-</b>
<b>OTHER FINANCING SOURCES (Uses)</b>					
Bond Issue Proceeds	-	-	-	-	-
Transfers In	-	69,591.55	-	-	-
Transfers Out	(61,571,355.84)	-	-	(74,523,944.30)	-
<b>Total Other Financing Sources</b>	<b>(61,571,355.84)</b>	<b>69,591.55</b>	<b>-</b>	<b>(74,523,944.30)</b>	<b>-</b>
<b>Net Change in Fund Balances</b>	<b>(49,709,265.06)</b>	<b>69,208.09</b>	<b>(1,376,125.72)</b>	<b>67,108,541.48</b>	<b>-</b>
<b>FUND FINANCIAL STATEMENT - FUND BALANCES</b>					
Fund Balances - September 1, 2016	755,095,638.73	326,027.50	3,236,828.23	1,934,239,007.44	185,784.88
<b>Fund Balances, August 31, 2017</b>	<b>\$ 705,386,373.67</b>	<b>\$ 395,235.59</b>	<b>\$ 1,860,702.51</b>	<b>\$ 2,001,347,548.92</b>	<b>\$ 185,784.88</b>

Note: GAAP fund is shown as (XXXX). USAS D23 Fund is shown as U/F (XXXX) except as noted below:

- GAAP Fund 0302 - USAS D23 Funds 3020, 3021, 8302
- GAAP Fund 0356 - USAS D23 Funds 0356, 8356
- GAAP Fund 0358 - USAS D23 Fund 1358
- GAAP Fund 0361 - USAS D23 Funds 0361, 8361
- GAAP Fund 0371 - USAS D23 Funds 0375, 3734, 3757
- GAAP Fund 0480 - USAS D23 Funds 1480, 4076, 4800, 4801, 4802
- GAAP Fund 0481 - USAS D23 Funds 0481, 4816
- GAAP Fund 0483 - USAS D23 Funds 4830, 4831, 4832, 4833, 4839

The accompanying notes to the financial statements are an integral part of this statement.

UNAUDITED

Texas Water Development Fund II (0371)	Water Assistance Fund (0480)	Water Loan Assistance Fund (0481)	Storage Acquisition Fund (0482) U/F (0482)	Research and Planning Fund (0483)	Totals (Exhibit II)
\$ -	\$ 68,322.00	\$ -	\$ -	\$ -	\$ 68,322.00
745,938.17	-	-	22,921.60	-	33,246,595.00
-	-	-	-	-	124,785,037.73
-	169,669.50	-	-	-	169,669.50
-	164,000.00	-	-	100,000.00	264,000.00
<u>745,938.17</u>	<u>401,991.50</u>	<u>-</u>	<u>22,921.60</u>	<u>100,000.00</u>	<u>158,533,624.23</u>
-	134,667.68	-	-	-	134,667.68
-	78,955.00	-	-	-	81,066.07
61,080.62	-	-	-	1,357,969.54	5,092,313.64
434.15	3,851.09	-	-	-	4,285.24
-	5,361.77	-	-	-	5,361.77
-	1,537.80	-	-	-	1,537.80
-	11,679.08	-	-	-	11,679.08
-	31,641.81	-	-	-	31,641.81
617.36	-	-	-	-	617.36
-	-	-	-	148,163.62	901,220.03
-	-	-	-	1,690,984.39	2,344,555.51
-	-	-	-	-	-
9,500.00	1,900.00	-	-	-	11,400.00
-	-	-	-	-	62,703.50
-	5,899.00	-	-	-	5,899.00
<u>71,632.13</u>	<u>275,493.23</u>	<u>-</u>	<u>-</u>	<u>3,197,117.55</u>	<u>8,688,948.49</u>
<u>674,306.04</u>	<u>126,498.27</u>	<u>-</u>	<u>22,921.60</u>	<u>(3,097,117.55)</u>	<u>149,844,675.74</u>
61,187.76	-	-	-	-	61,187.76
-	4,546,715.52	-	-	2,383,191.08	6,999,498.15
(2,493,687.04)	-	(100,000.00)	(22,921.60)	-	(138,711,908.78)
<u>(2,432,499.28)</u>	<u>4,546,715.52</u>	<u>(100,000.00)</u>	<u>(22,921.60)</u>	<u>2,383,191.08</u>	<u>(131,651,222.87)</u>
(1,758,193.24)	4,673,213.79	(100,000.00)	-	(713,926.47)	18,193,452.87
28,793,445.34	5,596,538.85	7,227,942.10	256,448.00	2,009,886.00	2,736,967,547.07
<u>\$ 27,035,252.10</u>	<u>\$ 10,269,752.64</u>	<u>\$ 7,127,942.10</u>	<u>\$ 256,448.00</u>	<u>\$ 1,295,959.53</u>	<u>\$ 2,755,160,999.94</u>

UNAUDITED

**Texas Water Development Board (580)**  
**Exhibit C-1 - Combining Balance Sheet – Debt Service Funds**  
 August 31, 2017

	Water Infrastructure Fund (0302) U/F (3022)	Economically Distressed Area Clearance Interest and Sinking Fund (0357) U/F (0357)	Totals (Exhibit I)
<b>ASSETS</b>			
Current Assets:			
Cash and Cash Equivalents:			
Cash in State Treasury	\$ 25,116.27	\$ 11,568.73	\$ 36,685.00
Receivables From:			
Interest and Dividends	353.21	3.07	356.28
Due From Other Funds	-		\$ -
<b>Total Current Assets</b>	<b>25,469.48</b>	<b>11,571.80</b>	<b>37,041.28</b>
<b>Total Assets</b>	<b>\$ 25,469.48</b>	<b>\$ 11,571.80</b>	<b>\$ 37,041.28</b>
<b>LIABILITIES AND FUND BALANCES</b>			
Liabilities:			
Current Liabilities:			
Payables From:			
<b>Total Current Liabilities</b>	-	-	-
<b>Total Liabilities</b>	<b>\$ -</b>	<b>\$ -</b>	<b>\$ -</b>
<b>FUND FINANCIAL STATEMENT-FUND BALANCES</b>			
Fund Balances (Deficits):			
Restricted	\$ 25,469.48	\$ 11,571.80	\$ 37,041.28
<b>Total Fund Balances</b>	<b>25,469.48</b>	<b>11,571.80</b>	<b>37,041.28</b>
<b>Total Liabilities and Fund Balances</b>	<b>\$ 25,469.48</b>	<b>\$ 11,571.80</b>	<b>\$ 37,041.28</b>

*The accompanying notes to the financial statements are an integral part of this statement.*



UNAUDITED

**Texas Water Development Board (580)**  
**Exhibit C-2 - Combining Statement of Revenues, Expenditures and**  
**Changes in Fund Balances – Debt Service Funds**  
 For the Fiscal Year Ended August 31, 2017

	Water Infrastructure Fund (0302) U/F (3022)	Economically Distressed Area Clearance Interest and Sinking Fund (0357) U/F (0357)	Totals (Exhibit II)
<b>REVENUES</b>			
Interest and Other Investment Income	\$ 27,984.41	\$ 12,619.86	\$ 40,604.27
<b>Total Revenues</b>	<b>27,984.41</b>	<b>12,619.86</b>	<b>40,604.27</b>
<b>EXPENDITURES</b>			
Professional Fees and Services		-	-
Debt Service:			
Principal	48,875,000.00	20,825,000.00	69,700,000.00
Interest	31,049,958.30	9,781,225.12	40,831,183.42
<b>Total Expenditures</b>	<b>79,924,958.30</b>	<b>30,606,225.12</b>	<b>110,531,183.42</b>
<b>Excess (Deficiency) of Revenues Over Expenditures</b>	<b>(79,896,973.89)</b>	<b>(30,593,605.26)</b>	<b>(110,490,579.15)</b>
<b>OTHER FINANCING SOURCES (Uses)</b>			
Transfers In	79,922,443.37	30,605,177.06	110,527,620.43
Legislative Transfers Out	-	-	-
<b>Total Other Financing Sources (Uses)</b>	<b>79,922,443.37</b>	<b>30,605,177.06</b>	<b>110,527,620.43</b>
<b>Net Change in Fund Balances/Net Assets</b>	<b>25,469.48</b>	<b>11,571.80</b>	<b>37,041.28</b>
<b>FUND FINANCIAL STATEMENT - FUND BALANCES</b>			
Fund Balances - September 1, 2016	-	-	-
<b>Fund Balances, August 31, 2017</b>	<b>\$ 25,469.48</b>	<b>\$ 11,571.80</b>	<b>\$ 37,041.28</b>

The accompanying notes to the financial statements are an integral part of this statement.

UNAUDITED

Texas Water Development Board (580)

Exhibit F-1 - Combining Statement of Net Position - Enterprise Funds

August 31, 2017

	Rural Water Assistance Fund (0301)	Agricultural Water Conservation Fund (0358)	Texas Water Development Fund II Clearance Fund (0370)	Texas Water Development Fund II (0371)
<b>ASSETS</b>				
Current Assets:				
Cash and Cash Equivalents:				
Cash in State Treasury	\$ 1,689,805.17	\$ 7,397,386.29	\$ 78,046,963.45	\$ 28,236,320.66
Cash in Bank (Note 3)	-	-	-	-
Cash Equivalents	-	-	-	-
Short Term Investments	-	-	-	-
Receivables from:				
Federal	-	-	-	-
Interest and Dividends	5,244,711.32	21,130.94	75,841.39	55,987,670.26
Interfund Receivables	-	-	-	25,022,214.82
Due From Other Funds	-	-	-	-
Loans and Contracts	1,997,494.65	1,116,000.00	-	25,032,785.13
<b>Total Current Assets</b>	<b>8,932,011.14</b>	<b>8,534,517.23</b>	<b>78,122,804.84</b>	<b>134,278,990.87</b>
Non-Current Assets:				
Loans and Contracts	106,219,417.40	3,966,000.00	-	1,222,428,834.35
Investments	-	-	-	-
Interfund Receivables	-	-	-	311,599,347.36
<b>Total Non-Current Assets</b>	<b>106,219,417.40</b>	<b>3,966,000.00</b>	<b>-</b>	<b>1,534,028,181.71</b>
<b>Total Assets</b>	<b>115,151,428.54</b>	<b>12,500,517.23</b>	<b>78,122,804.84</b>	<b>1,668,307,172.58</b>
<b>LIABILITIES</b>				
Current Liabilities:				
Payables from:				
Accounts Payable	-	-	-	-
Interest Payable	-	-	-	-
Interfund Payables	2,072,026.24	-	-	-
Due to Other Funds	-	-	-	70,290,820.96
Due to Other Agencies	-	-	-	-
Revenue Bonds Payable	-	-	-	-
General Obligation Bonds Payable	-	-	-	-
<b>Total Current Liabilities</b>	<b>2,072,026.24</b>	<b>-</b>	<b>-</b>	<b>70,290,820.96</b>
Non-Current Liabilities:				
Interfund Payables	106,144,384.22	-	-	-
Revenue Bonds Payable	-	-	-	-
General Obligation Bonds Payable	-	-	-	1,389,565,509.50
<b>Total Non-Current Liabilities</b>	<b>106,144,384.22</b>	<b>-</b>	<b>-</b>	<b>1,389,565,509.50</b>
<b>Total Liabilities</b>	<b>108,216,410.46</b>	<b>-</b>	<b>-</b>	<b>1,459,856,330.46</b>
<b>NET POSITION</b>				
Restricted for:				
Other	6,935,018.08	12,500,517.23	78,122,804.84	208,450,842.12
<b>Total Net Position</b>	<b>\$ 6,935,018.08</b>	<b>\$ 12,500,517.23</b>	<b>\$ 78,122,804.84</b>	<b>\$ 208,450,842.12</b>

Note: GAAP fund is shown as (XXXX). USAS D23 Fund is shown as U/F (XXXX), except as noted below:

GAAP Fund 0301 - USAS D23 Funds 3010, 8301

GAAP Fund 0358 - USAS D23 Funds 0358, 8358

GAAP Fund 0370 - USAS D23 Funds 0340, 0370, 8370

GAAP Fund 0371 - USAS D23 Funds 0341, 0371, 1341, 3417, 3717

GAAP Fund 0372 - USAS D23 Funds 0343, 0372

The accompanying notes to the financial statements are an integral part of this statement.

UNAUDITED

Texas Water Development Fund II Interest and Sinking Fund (0372)	State Water Implementation Fund (3050) U/F (0362)	Clean Water State Revolving Fund (3050) U/F (0651)	CPLP State Revolving Fund (3050) U/F (0851)	Drinking Water State Revolving Fund (3050) U/F (0951)	Totals (Exhibit III)
\$ 38,635.98	\$ -	\$ -	\$ -	\$ -	\$ 115,409,111.55
-	-	0.46	-	0.42	0.88
-	-	75,039,873.74	-	67,430,544.03	142,470,417.77
-	39,095,545.31	245,037,691.48	-	220,189,871.52	504,323,108.31
-	-	-	-	9,418,438.68	9,418,438.68
9.98	29,210,753.82	57,166,883.42	-	15,933,164.67	163,640,165.80
-	-	-	-	-	25,022,214.82
70,290,820.96	-	-	-	-	70,290,820.96
-	24,825,000.00	125,068,800.00	-	55,591,580.49	233,631,660.27
<b>70,329,466.92</b>	<b>93,131,299.13</b>	<b>502,313,249.10</b>	<b>-</b>	<b>368,563,599.81</b>	<b>1,264,205,939.04</b>
-	1,553,970,000.00	2,470,756,330.00	-	948,641,202.79	6,305,981,784.54
-	110,020,839.30	-	-	-	110,020,839.30
-	-	-	-	-	311,599,347.36
-	<b>1,663,990,839.30</b>	<b>2,470,756,330.00</b>	<b>-</b>	<b>948,641,202.79</b>	<b>6,727,601,971.20</b>
<b>70,329,466.92</b>	<b>1,757,122,138.43</b>	<b>2,973,069,579.10</b>	<b>-</b>	<b>1,317,204,802.60</b>	<b>7,991,807,910.24</b>
-	-	-	-	-	-
7,230,933.48	24,162,979.92	1,037,066.42	-	-	32,430,979.82
-	-	13,623,219.70	-	9,166,968.88	24,862,214.82
-	-	-	-	-	70,290,820.96
-	-	-	-	1,867,515.07	1,867,515.07
-	24,577,038.23	11,510,679.99	-	-	36,087,718.22
63,098,533.44	-	-	-	-	63,098,533.44
<b>70,329,466.92</b>	<b>48,740,018.15</b>	<b>26,170,966.11</b>	<b>-</b>	<b>11,034,483.95</b>	<b>228,637,782.33</b>
-	-	119,283,225.89	-	84,191,737.25	309,619,347.36
-	1,554,475,223.54	162,606,119.85	-	-	1,717,081,343.39
-	-	-	-	-	1,389,565,509.50
-	<b>1,554,475,223.54</b>	<b>281,889,345.74</b>	<b>-</b>	<b>84,191,737.25</b>	<b>3,416,266,200.25</b>
<b>70,329,466.92</b>	<b>1,603,215,241.69</b>	<b>308,060,311.85</b>	<b>-</b>	<b>95,226,221.20</b>	<b>3,644,903,982.58</b>
0.00	153,906,896.74	2,665,009,267.25	-	1,221,978,581.40	4,346,903,927.66
<b>\$ 0.00</b>	<b>\$ 153,906,896.74</b>	<b>\$ 2,665,009,267.25</b>	<b>\$ -</b>	<b>\$ 1,221,978,581.40</b>	<b>\$ 4,346,903,927.66</b>

UNAUDITED

**Texas Water Development Board (580)**  
**Exhibit F-2 - Combining Statement of Revenues, Expenses, and**  
**Changes in Fund Net Position - Enterprise Funds**  
For the Fiscal Year Ended August 31, 2017

	Rural Water Assistance Fund (0301) U/F (3010)	Agricultural Water Conservation Fund (0358)	Texas Water Development Fund II Clearance Fund (0370)	Texas Water Development Fund II (0371)
<b>OPERATING REVENUES:</b>				
Interest and Investment Income	\$ 5,362,166.13	\$ 91,742.22	\$ 1,081,077.36	\$ 71,448,778.67
Net Increase (Decrease) Fair Market Value	-	-	-	-
Other Operating Revenue	-	-	-	-
<b>Total Operating Revenues</b>	<b>5,362,166.13</b>	<b>91,742.22</b>	<b>1,081,077.36</b>	<b>71,448,778.67</b>
<b>OPERATING EXPENSES:</b>				
Salaries and Wages	-	-	-	-
Payroll Related Costs	-	-	-	-
Professional Fees and Services	-	-	181,734.48	305,576.20
Travel	-	-	-	1,315.75
Materials and Supplies	-	-	-	-
Communication and Utilities	-	-	-	-
Repairs and Maintenance	-	-	-	-
Rentals and Leases	-	-	-	-
Printing and Reproduction	-	-	-	3,040.25
Bad Debt Expense	-	-	-	-
Interest	5,421,255.20	-	-	-
Other Operating Expenses	-	-	-	19,000.00
<b>Total Operating Expenses</b>	<b>5,421,255.20</b>	<b>-</b>	<b>181,734.48</b>	<b>328,932.20</b>
<b>Operating Income (Loss)</b>	<b>(59,089.07)</b>	<b>91,742.22</b>	<b>899,342.88</b>	<b>71,119,846.47</b>
<b>NONOPERATING REVENUE (EXPENSES):</b>				
Federal Revenue	-	-	-	-
Federal Grant Pass-Through Revenue (Expense)	-	-	-	-
Other Benefit Payments	-	-	-	-
Net Increase (Decrease) in Fair Value	-	-	-	-
Other Intergovernmental Payments	-	-	-	-
Other Nonoperating Revenue (Expenses)	-	-	-	1,047,114.47
<b>Total Nonoperating Revenue (Expenses)</b>	<b>-</b>	<b>-</b>	<b>-</b>	<b>1,047,114.47</b>
<b>Income/(Loss) Before Other Revenues, Expenses, Gains/Losses and Transfers</b>	<b>(59,089.07)</b>	<b>91,742.22</b>	<b>899,342.88</b>	<b>72,166,960.94</b>
<b>OTHER REVENUES, EXPENSES, GAINS/LOSSES AND TRANSFERS:</b>				
Transfers In	-	-	9,576,352.89	3,563,586.11
Transfers Out	-	-	(8,379,114.47)	(61,587,752.54)
<b>Total Other Revenue, Expenses, Gain/Losses and Transfers</b>	<b>-</b>	<b>-</b>	<b>1,197,238.42</b>	<b>(58,024,166.43)</b>
<b>Change in Net Position</b>	<b>(59,089.07)</b>	<b>91,742.22</b>	<b>2,096,581.30</b>	<b>14,142,794.51</b>
Total Net Position - Beginning	6,994,107.15	12,408,775.01	76,026,223.54	194,308,047.61
<b>Total Net Position, August 31, 2017</b>	<b>\$ 6,935,018.08</b>	<b>\$ 12,500,517.23</b>	<b>\$ 78,122,804.84</b>	<b>\$ 208,450,842.12</b>

Note: GAAP fund is shown as (XXXX). USAS D23 Fund is shown as U/F (XXXX), except as noted below:  
GAAP Fund 0301 - USAS D23 Funds 3010, 8301  
GAAP Fund 0358 - USAS D23 Funds 0358, 8358  
GAAP Fund 0370 - USAS D23 Funds 0340, 0370, 8370  
GAAP Fund 0371 - USAS D23 Funds 0341, 0371, 1341, 3417, 3717  
GAAP Fund 0372 - USAS D23 Funds 0343, 0372

The accompanying notes to the financial statements are an integral part of this statement.

UNAUDITED

Texas Water Development Fund II Interest and Sinking Fund (0372)	State Water Implementation Fund (3050) U/F (0362)	Clean Water State Revolving Fund (3050) U/F (0651)	CPLP State Revolving Fund (3050) U/F (0851)	Drinking Water State Revolving Fund (3050) U/F (0951)	Totals (Exhibit IV)
\$ 51,176.88	\$ 36,531,086.29 (783,313.99)	\$ 62,799,393.64 (104,992.48)	\$ 1,353.68	\$ 19,037,054.69 (62,067.35)	\$ 196,403,829.56 (950,373.82)
<u>51,176.88</u>	<u>35,747,772.30</u>	<u>67,444,179.16</u>	<u>1,353.68</u>	<u>22,897,138.34</u>	<u>204,125,384.74</u>
-	-	1,944,712.97	-	1,864,391.78	3,809,104.75
-	-	344,206.68	-	329,990.13	674,196.81
-	2,958,053.33	98,541.98	-	57,095.35	3,601,001.34
-	10,110.06	16,067.10	-	19,647.78	47,140.69
-	-	2,114.14	-	2,296.45	4,410.59
-	-	16,158.40	-	16,146.92	32,305.32
-	-	-	-	189.90	189.90
-	-	26,193.29	-	28,590.25	54,783.54
-	-	-	-	-	3,040.25
-	-	-	123,026.25	-	123,026.25
56,940,823.72	64,871,935.40	17,211,206.35	-	4,332,940.78	148,778,161.45
-	-	11,265.76	-	11,338.88	41,604.64
<u>56,940,823.72</u>	<u>67,840,098.79</u>	<u>19,670,466.67</u>	<u>123,026.25</u>	<u>6,662,628.22</u>	<u>157,168,965.53</u>
<u>(56,889,646.84)</u>	<u>(32,092,326.49)</u>	<u>47,773,712.49</u>	<u>(121,672.57)</u>	<u>16,234,510.12</u>	<u>46,956,419.21</u>
-	-	61,068,000.00	-	100,892,986.62	161,960,986.62
-	-	-	-	(9,603,564.12)	(9,603,564.12)
-	-	-	-	(2,933,300.00)	(2,933,300.00)
-	(871,077.72)	-	-	-	(871,077.72)
-	-	(9,320,824.00)	-	(7,059,183.20)	(7,059,183.20)
15.33	-	-	-	2,336,171.00	(5,937,523.20)
<u>15.33</u>	<u>(871,077.72)</u>	<u>51,747,176.00</u>	<u>-</u>	<u>83,633,110.30</u>	<u>135,556,338.38</u>
<u>(56,889,631.51)</u>	<u>(32,963,404.21)</u>	<u>99,520,888.49</u>	<u>(121,672.57)</u>	<u>99,867,620.42</u>	<u>182,512,757.59</u>
56,889,631.51	74,523,944.30	109,206.50	-	-	144,662,721.31
-	-	-	(109,206.50)	-	(70,076,073.51)
<u>56,889,631.51</u>	<u>74,523,944.30</u>	<u>109,206.50</u>	<u>(109,206.50)</u>	<u>-</u>	<u>74,586,647.80</u>
-	<u>41,560,540.09</u>	<u>99,630,094.99</u>	<u>(230,879.07)</u>	<u>99,867,620.42</u>	<u>257,099,405.39</u>
-	112,346,356.65	2,565,379,172.26	230,879.07	1,122,110,960.98	4,089,804,522.27
<u>\$ -</u>	<u>\$ 153,906,896.74</u>	<u>\$ 2,665,009,267.25</u>	<u>\$ -</u>	<u>\$ 1,221,978,581.40</u>	<u>\$ 4,346,903,927.66</u>

UNAUDITED

**Texas Water Development Board (580)**  
**Exhibit F-3 - Combining Statement of Cash Flows - Enterprise Funds**  
 For the Fiscal Year Ended August 31, 2017

	Rural Water Assistance Fund (0301) U/F (3010)	Agricultural Water Conservation Fund (0358)	Texas Water Development Fund II Clearance Fund (0370)	Texas Water Development Fund II (0371)
<b>CASH FLOWS FROM OPERATING ACTIVITIES</b>				
Proceeds from Customers	\$ -	\$ -	\$ -	\$ -
Proceeds from Loan Programs	-	-	-	-
Proceeds from Other Revenues	-	-	-	-
Payments to Suppliers for Goods and Services	-	-	-	-
Payments to Employees	-	-	-	-
Payments for Loans Provided	-	-	-	-
<b>Net Cash Provided by Operating Activities</b>	<b>-</b>	<b>-</b>	<b>-</b>	<b>-</b>
<b>CASH FLOWS FROM NONCAPITAL FINANCING ACTIVITIES</b>				
Proceeds from Debt Issuance	-	-	-	31,432,103.86
Proceeds from State Appropriations	-	-	-	-
Proceeds from Transfers from Other Funds	-	-	1,197,238.42	-
Proceeds from Grant Receipts	-	-	-	-
Proceeds from Interfund Payables	-	-	-	6,380,827.93
Payments of Principal on Debt Issuance	-	-	-	-
Payments of Interest	(5,421,255.20)	-	-	-
Payments of Other Costs of Debt Issuance	-	-	(181,734.48)	(368,858.67)
Payments for Transfers to Other Funds	-	-	-	(144,988,127.37)
Payments for Grant Disbursements	-	-	-	-
Payments for Interfund Receivables	(6,230,827.93)	-	-	-
Payments for Other Uses	-	-	-	-
<b>Net Cash Provided by Noncapital Financing Activities</b>	<b>(11,652,083.13)</b>	<b>-</b>	<b>1,015,503.94</b>	<b>(107,544,054.25)</b>
<b>CASH FLOWS FROM INVESTING ACTIVITIES</b>				
Proceeds from Sale of Investments	-	-	-	-
Proceeds from Interest and Investment Income	5,575,981.46	74,533.97	1,044,889.90	71,998,059.57
Proceeds from Principal Payments on Non-Program Loans	6,217,809.22	2,774,302.70	-	61,474,444.73
Payments to Acquire Investments	-	-	-	-
Payments for Non-program Loans Provided	-	(1,000,000.00)	-	(47,115,000.00)
<b>Net Cash Provided by Investing Activities</b>	<b>11,793,790.68</b>	<b>1,848,836.67</b>	<b>1,044,889.90</b>	<b>86,357,504.30</b>
Net (Decrease) in Cash and Cash Equivalents	141,707.55	1,848,836.67	2,060,393.84	(21,186,549.95)
Cash and Cash Equivalents--September 1, 2016	1,548,097.62	5,548,549.62	75,986,569.61	49,422,870.61
<b>Cash and Cash Equivalents--August 31, 2017</b>	<b>\$ 1,689,805.17</b>	<b>\$ 7,397,386.29</b>	<b>\$ 78,046,963.45</b>	<b>\$ 28,236,320.66</b>

Note: GAAP fund is shown as (XXXX). USAS D23 Fund is shown as U/F (XXXX), except as noted below:

- GAAP Fund 0301 - USAS D23 Funds 3010, 8301
- GAAP Fund 0358 - USAS D23 Funds 0358, 8358
- GAAP Fund 0370 - USAS D23 Funds 0340, 0370, 8370
- GAAP Fund 0371 - USAS D23 Funds 0341, 0371, 1341, 3417, 3717
- GAAP Fund 0372 - USAS D23 Funds 0343, 0372

The accompanying notes to the financial statements are an integral part of this statement.

UNAUDITED

Texas Water Development Fund II Interest and Sinking Fund (0372) U/F (0372)	State Water Implementation Fund for Texas (3050) U/F (0362)	Clean Water State Revolving Fund (3050) U/F (0651)	CPLP State Revolving Fund (3050) U/F (0851)	Drinking Water State Revolving Fund (3050) U/F (0951)	Totals (Exhibit V)
\$ -	\$ -	\$ -	\$ -	\$ -	\$ -
-	-	-	-	-	-
-	-	(137,733.25)	-	(102,717.43)	(240,450.68)
-	-	(2,304,986.75)	-	(2,214,029.69)	(4,519,016.44)
-	-	(2,442,720.00)	-	(2,316,747.12)	(4,759,467.12)
-	698,817,871.55	-	-	-	730,249,975.41
-	-	-	-	2,336,171.00	2,336,171.00
143,853,592.45	74,523,944.30	109,206.50	-	-	219,683,981.67
-	-	61,068,000.00	-	101,994,440.96	163,062,440.96
-	-	-	-	-	6,380,827.93
(82,030,000.00)	(17,675,000.00)	(445,925,000.00)	-	-	(545,630,000.00)
(61,836,497.45)	(50,334,816.24)	(36,750,943.53)	-	(4,332,940.78)	(158,676,453.20)
-	(709,629.39)	(16,540.32)	-	(12,940.32)	(1,289,703.18)
-	-	-	(109,206.50)	-	(145,097,333.87)
-	-	(8,759,916.00)	-	(20,899,139.31)	(29,659,055.31)
-	-	-	-	(9,867,390.64)	(16,098,218.57)
(12,905.00)	704,622,370.22	(430,275,193.35)	(109,206.50)	69,218,200.91	225,262,632.84
-	-	-	-	-	-
51,540.98	64,204,873.56	736,652,965.37	2,714.39	354,215,445.33	1,233,821,004.53
-	49,871,000.00	291,378,800.00	106,486.11	47,430,983.62	459,253,826.38
-	(6,928,954.28)	(451,580,319.62)	-	(317,181,473.69)	(775,690,747.59)
-	(772,673,744.19)	(261,960,908.00)	-	(180,863,599.00)	(1,263,613,251.19)
51,540.98	(665,526,824.91)	314,490,537.75	109,200.50	(96,398,643.74)	(346,229,167.87)
38,635.98	39,095,545.31	(118,227,375.60)	(6.00)	(29,497,189.95)	(125,726,002.15)
-	-	193,267,249.80	6.00	96,927,734.40	422,701,077.66
\$ 38,635.98	\$ 39,095,545.31	\$ 75,039,874.20	\$ -	\$ 67,430,544.45	\$ 296,975,075.51

UNAUDITED

**Texas Water Development Board (580)**  
**Exhibit F-3 - Combining Statement of Cash Flows - Enterprise Funds (continued)**  
 For the Fiscal Year Ended August 31, 2017

	Rural Water Assistance Fund (0301) U/F (3010)	Agricultural Water Conservation Fund (0358)	Texas Water Development Fund II Clearance Fund (0370)	Texas Water Development Fund II (0371)
<b>Reconciliation of Operating Income to Net Cash Provided by Operating Activities</b>				
<b>Operating Income (Loss)</b>	\$ (59,089.07)	\$ 91,742.22	\$ 899,342.88	\$ 71,119,846.47
<b>Adjustments to Reconcile Operating Income to Net Cash Provided by Operating Activities</b>				
Operating Income and Cash Flow Categories:				
Classification Differences	59,089.07	(91,742.22)	(899,342.88)	(71,119,846.47)
Changes in Assets and Liabilities:				
Increase (Decrease) in Payables				
<b>Total Adjustments</b>	<b>59,089.07</b>	<b>(91,742.22)</b>	<b>(899,342.88)</b>	<b>(71,119,846.47)</b>
<b>Net Cash Provided by Operating Activities</b>	<b>\$ -</b>	<b>\$ -</b>	<b>\$ -</b>	<b>\$ -</b>
<b>Non-Cash Transactions</b>				
Net Increase (Decrease) in Fair Value of Investments				

*Note: GAAP fund is shown as (XXXX). USAS D23 Fund is shown as U/F (XXXX), except as noted below:*  
 GAAP Fund 0301 - USAS D23 Funds 3010, 8301  
 GAAP Fund 0358 - USAS D23 Funds 0358, 8358  
 GAAP Fund 0370 - USAS D23 Funds 0340, 0370, 8370  
 GAAP Fund 0371 - USAS D23 Funds 0341, 0371, 1341, 3417, 3717  
 GAAP Fund 0372 - USAS D23 Funds 0343, 0372

*The accompanying notes to the financial statements are an integral part of this statement.*



UNAUDITED

Texas Water Development Fund II Interest and Sinking Fund (0372) U/F (0372)	State Water Implementation Fund for Texas (3050) U/F (0362)	Clean Water State Revolving Fund (3050) U/F (0651)	CPLP State Revolving Fund (3050) U/F (0851)	Drinking Water State Revolving Fund (3050) U/F (0951)	Totals (Exhibit V)
\$ (56,889,646.84)	\$ (32,092,326.49)	\$ 47,773,712.49	\$ (121,672.57)	\$ 16,234,510.12	\$ 46,956,419.21
56,889,646.84	32,092,326.49	(37,122,257.10)	121,672.57	(17,846,434.48)	\$ (37,916,888.18)
		(13,094,175.39)		(704,822.76)	(13,798,998.15)
<u>56,889,646.84</u>	<u>32,092,326.49</u>	<u>(50,216,432.49)</u>	<u>121,672.57</u>	<u>(18,551,257.24)</u>	<u>(51,715,886.33)</u>
<u>\$ -</u>	<u>\$ -</u>	<u>\$ (2,442,720.00)</u>	<u>\$ -</u>	<u>\$ (2,316,747.12)</u>	<u>\$ (4,759,467.12)</u>
	(783,313.99)	\$ (104,992.48)	\$ -	\$ (62,067.35)	\$ (950,373.82)

UNAUDITED

**Texas Water Development Board (580)**  
**Exhibit J-1 - Combining Statement of Changes in Assets and Liabilities - Agency Funds**  
 August 31, 2017

	Beginning Balance September 1, 2016	Additions	Deductions	Ending Balance August 31, 2017 (Exhibit VI)
<b>Child Support Account (0807) U/F (8070)</b>				
<b>ASSETS</b>				
Current				
Cash in State Treasury	\$ 1,697.16	\$ 13,128.08	\$ 14,233.08	\$ 592.16
<b>Total Assets</b>	<b>\$ 1,697.16</b>	<b>\$ 13,128.08</b>	<b>\$ 14,233.08</b>	<b>\$ 592.16</b>
<b>LIABILITIES</b>				
Current				
Funds Held for Others	\$ 1,697.16	\$ 13,128.08	\$ 14,233.08	\$ 592.16
<b>Total Liabilities</b>	<b>\$ 1,697.16</b>	<b>\$ 13,128.08</b>	<b>\$ 14,233.08</b>	<b>\$ 592.16</b>
<b>Totals - All Agency Funds</b>				
<b>ASSETS</b>				
Current				
Cash in State Treasury	\$ 1,697.16	\$ 13,128.08	\$ 14,233.08	\$ 592.16
<b>Total Assets</b>	<b>\$ 1,697.16</b>	<b>\$ 13,128.08</b>	<b>\$ 14,233.08</b>	<b>\$ 592.16</b>
<b>LIABILITIES</b>				
Current				
Funds Held for Others	1,697.16	13,128.08	14,233.08	592.16
<b>Total Liabilities</b>	<b>\$ 1,697.16</b>	<b>\$ 13,128.08</b>	<b>\$ 14,233.08</b>	<b>\$ 592.16</b>

*The accompanying notes to the financial statements are an integral part of this statement.*

UNAUDITED

**Texas Water Development Board (580)**  
**Exhibit L-1 - Combining Statement of Net Position -**  
**Discretely Presented Proprietary Component Unit**

August 31, 2017

	Texas Water Resources Finance Authority (TWRFA) (3153)	Totals (Exhibit III)
<b>ASSETS</b>		
Current Assets:		
Cash and Cash Equivalents:		
Cash in State Treasury	\$ -	\$ -
Cash Equivalents	15,826,615.44	15,826,615.44
Short Term Investments	-	-
Receivables from:		
Interest and Dividends	140,206.80	140,206.80
Loans and Contracts	353,000.00	353,000.00
<b>Total Current Assets</b>	<b>\$ 16,319,822.24</b>	<b>\$ 16,319,822.24</b>
Non-Current Assets:		
Loans and Contracts	\$ 3,416,000.00	\$ 3,416,000.00
Investments	48,000.00	48,000.00
<b>Total Non-Current Assets</b>	<b>\$ 3,464,000.00</b>	<b>\$ 3,464,000.00</b>
<b>Total Assets</b>	<b>\$ 19,783,822.24</b>	<b>\$ 19,783,822.24</b>
<b>LIABILITIES</b>		
Current Liabilities:		
Payables from:		
Accounts Payable	666.48	666.48
Due to Primary Government	\$ -	\$ -
<b>Total Current Liabilities</b>	<b>\$ 666.48</b>	<b>\$ 666.48</b>
Non-Current Liabilities:		
Revenue Bonds Payable	\$ -	\$ -
<b>Total Non-Current Liabilities</b>	<b>\$ -</b>	<b>\$ -</b>
<b>Total Liabilities</b>	<b>\$ 666.48</b>	<b>\$ 666.48</b>
<b>NET POSITION</b>		
Unrestricted	19,783,155.76	19,783,155.76
<b>Total Net Position</b>	<b>\$ 19,783,155.76</b>	<b>\$ 19,783,155.76</b>

*The accompanying notes to the financial statements are an integral part of this statement.*

UNAUDITED

**Texas Water Development Board (580)**  
**Exhibit L-2 - Combining Statement of Revenues, Expenses, and**  
**Changes in Net Position - Discretely Presented Proprietary Component Unit**

For the Fiscal Year Ended August 31, 2017

	Texas Water Resources Finance Authority (TWRFA) (3153)	Totals (Exhibit IV)
<b>OPERATING REVENUES:</b>		
Interest and Investment Income	\$ 155,446.37	\$ 155,446.37
Net Increase (Decrease) Fair Market Value	-	-
<b>Total Operating Revenues</b>	<b>\$ 155,446.37</b>	<b>\$ 155,446.37</b>
<b>OPERATING EXPENSES:</b>		
Salaries and Wages	\$ 1,783.92	\$ 1,783.92
Other Operating Expenses	15,921.05	15,921.05
<b>Total Operating Expenses</b>	<b>17,704.97</b>	<b>17,704.97</b>
Operating Income (Loss)	<b>\$ 137,741.40</b>	<b>\$ 137,741.40</b>
<b>NONOPERATING REVENUE (EXPENSES):</b>		
Other Benefit Payments	\$ (2,834,658.00)	\$ (2,834,658.00)
<b>Total Nonoperating Revenue (Expenses)</b>	<b>(2,834,658.00)</b>	<b>(2,834,658.00)</b>
<b>Income/(Loss) Before Other Revenues, Expenses, Gains/Losses and Transfers</b>	<b>(2,696,916.60)</b>	<b>(2,696,916.60)</b>
<b>Change in Net Position</b>	<b>\$ (2,696,916.60)</b>	<b>\$ (2,696,916.60)</b>
Total Net Position - Beginning	22,480,072.36	22,480,072.36
<b>Total Net Position, August 31, 2017</b>	<b>\$ 19,783,155.76</b>	<b>\$ 19,783,155.76</b>

*The accompanying notes to the financial statements are an integral part of this statement.*



# Other Information: Schedules

**UNAUDITED**

**Texas Water Development Board (580)**  
**Schedule 1A - Schedule of Expenditures of Federal Awards**  
 For the Fiscal Year Ended August 31, 2017

FEDERAL GRANTOR/ PASS-THROUGH GRANTOR/ PROGRAM TITLE	CFDA Number	R&D	Identifying Number	Pass-Through From		
				Agy./ Univ. No.	Agencies or Univ. Amount	Non-State Entities Amount
<b>Department of Defense</b>						
Direct Programs:						
Basic and Applied Scientific Research	12.300	Y				
Total Department of Defense					0.00	0.00
<b>Department of Housing and Urban Development</b>						
Pass-Through From Programs:						
Texas General Land Office Community Development Block Grants/State's Program and Non-Entitlement Grants in Hawaii	14.228			305	769,107.35	
Total Department of Housing and Urban Development					769,107.35	0.00
<b>Department of the Interior</b>						
Direct Programs:						
Cooperative Agreements (Discretionary Grants) Reclamation States Emergency Drought Relief	15.514					
Pass-Through From Programs:						
Texas General Land Office Coastal Impact Assistance Program	15.668			305	56,824.66	
Direct Programs:						
Cooperative Agreements (Discretionary Grants) U.S. Geological Survey_Research and Data Collect 3D Elevation Program National Ground-Water Monitoring Network	15.808 15.817 15.980					
Total Department of the Interior					56,824.66	0.00
<b>Environmental Protection Agency</b>						
Direct Programs:						
Congressionally Mandated Projects Capitalization Grants for Clean Water State Revolving Funds Capitalization Grants for Drinking Water State Revolving Funds	66.202 66.458 66.468					
Pass-Through To Programs:						
Texas Commission on Environmental Quality						
Total Environmental Protection Agency					0.00	0.00
<b>Department of Homeland Security</b>						
Direct Programs:						
Community Assistance Program State Support Services Element (CAP-SSSE) Flood Mitigation Assistance Cooperating Technical Partners Severe Repetitive Loss Program	97.023 97.029 97.045 97.110					
Pass-Through From Programs:						
Texas Department of Public Safety Hazard Mitigation Grant	97.039			405	0.00	
Total Department of Homeland Security					0.00	0.00
<b>Total Expenditures of Federal Awards</b>					<b>\$ 825,932.01</b>	<b>\$ -</b>

**UNAUDITED**

Direct Program Amount	Total PT From & Direct Program Amount	Pass-Through To			Expenditures Amount	Total PT To & Expenditures Amount
		Agy./ Univ. No.	Agencies or Univ. Amount	Non-State Entities Amount		
68,322.00	68,322.00				68,322.00	68,322.00
<u>68,322.00</u>	<u>68,322.00</u>		0.00	0.00	<u>68,322.00</u>	<u>68,322.00</u>
	769,107.35				769,107.35	769,107.35
<u>0.00</u>	<u>769,107.35</u>		0.00	0.00	<u>769,107.35</u>	<u>769,107.35</u>
45,531.64	45,531.64				45,531.64	45,531.64
	56,824.66				56,824.66	56,824.66
537.39	537.39				537.39	537.39
401,966.18	401,966.18				401,966.18	401,966.18
15,247.84	15,247.84				15,247.84	15,247.84
<u>463,283.05</u>	<u>520,107.71</u>		0.00	0.00	<u>520,107.71</u>	<u>520,107.71</u>
30,560.61	30,560.61				30,560.61	30,560.61
61,068,000.00	61,068,000.00			22,230,388.99	38,837,611.01	61,068,000.00
100,892,986.62	100,892,986.62			88,971,037.73	2,318,384.77	100,892,986.62
		582	9,603,564.12			
<u>161,991,547.23</u>	<u>161,991,547.23</u>		<u>9,603,564.12</u>	<u>111,201,426.72</u>	<u>41,186,556.39</u>	<u>161,991,547.23</u>
318,363.52	318,363.52				318,363.52	318,363.52
7,175,965.94	7,175,965.94			7,103,711.71	72,254.23	7,175,965.94
65,634.78	65,634.78			22,578.40	43,056.38	65,634.78
6,604,096.98	6,604,096.98			6,511,044.90	93,052.08	6,604,096.98
	0.00				0.00	0.00
<u>14,164,061.22</u>	<u>14,164,061.22</u>		0.00	13,637,335.01	<u>526,726.21</u>	<u>14,164,061.22</u>
<b>\$ 176,687,213.50</b>	<b>\$ 177,513,145.51</b>		<b>\$ 9,603,564.12</b>	<b>\$ 124,838,761.73</b>	<b>\$ 43,070,819.66</b>	<b>\$ 177,513,145.51</b>

UNAUDITED

**Texas Water Development Board (580)**  
**Schedule 1A - Schedule of Expenditures of Federal Awards**  
**For the Fiscal Year Ended August 31, 2017**

**Note 1 - NonMonetary Assistance**

The Texas Water Development Board did not have any Donation of Federal Surplus Personal Property for Fiscal Year 2017.

**Note 2 - Reconciliation**

Per Combined Statement of Revenues, Expenditures and Changes in Fund Balance

Governmental Funds - Federal Revenue (Exh. II)	\$ 14,726,226.88
- Federal Pass-Through Revenue (Exh. II)	825,932.01
Proprietary Funds - Federal Revenue (Exh. IV)	161,960,986.62
- Federal Pass-Through Revenue (Exh. IV)	-
Reconciling Items:	
Non-monetary Items:	
Donation of Federal Surplus Personal Property CFDA 39.003	
Total Pass-Through and Expenditures per Federal Schedule	<b>\$ 177,513,145.51</b>

**Note 3b - Federally Funded Loans Processed and Administrative Costs Recovered**

Federal Grantor/ CFDA Number/ Program Name	Beginning Balances of Outstanding Loans	Draws for Loans (SEFA labeled as New Loans Process)	Admin Costs Recovered (SEFA- same label)	Total Draws for Loans & Admin Costs Recovered	Ending Balances of PY Loans from Prior Fys
<b>U.S. Environmental Protection Agency</b>					
66.458 Capitalization Grants for Clean Water State Revolving Funds	\$ 2,595,825,130.00	\$ 58,625,280.00	\$ 2,442,720.00	\$ 61,068,000.00	\$ 2,595,825,130.00
66.468 Capitalization Grants for Drinking Water State Revolving Funds	\$ 870,635,866.90	\$ 88,971,037.73	\$ 2,318,384.77	\$ 91,289,422.50	\$ 870,635,866.90
<b>American Recovery and Reinvestment Act U.S. Environmental Protection Agency</b>					
66.458 ARRA Capitalization Grants for Clean Water State Revolving Funds					
66.468 ARRA Capitalization Grants for Drinking Water State Revolving Funds					
<b>Total U.S. Environmental Protection Agency</b>	<b>\$ 3,466,460,996.90</b>	<b>\$ 147,596,317.73</b>	<b>\$ 4,761,104.77</b>	<b>\$152,357,422.50</b>	<b>\$ 3,466,460,996.90</b>



UNAUDITED

**Texas Water Development Board (580)**  
**Schedule 1B - State Grant Pass-Throughs From/To State Agencies**  
For the Fiscal Year Ended August 31, 2017

**Pass-Through To:**

Texas AgriLife Extension Service (Agency 555)		
Water Systems Efficiency - Agricultural Water Conservation	\$	14,195.04
Texas AgriLife Research (Agency 556)		
Water Systems Efficiency - Agricultural Water Conservation		27,551.60
Texas A&M University (Agency 711)		
Water Systems Efficiency - Research and Planning		132,533.91
Texas A&M University - Galveston (Agency 718)		
Water Systems Efficiency - Research and Planning		29,408.35
University of Texas at Austin (Agency 721)		
Water Systems Efficiency - Agricultural Water Conservation		6,574.74
Water Systems Efficiency - Research and Planning		62,942.19
Hydrodynamic Model Development for Trinity River Delta		33,907.72
Texas A&M University - Kingsville (Agency 732)		
Water Systems Efficiency - Agricultural Water Conservation		32,394.59
Texas Tech University (Agency 733)		
Water Systems Efficiency - Agricultural Water Conservation		539,806.53
University of Texas - Rio Grande Valley (Agency 746)		
Water Systems Efficiency - Research and Planning		-
Texas State University(Ageny 754)		
Water Systems Efficiency - Research and Planning		16,196.15
Texas A&M University - Corpus Christi (Agency 760)		
Water Systems Efficiency - Research and Planning		25,133.80
Parks and Wildlife Department (Agency 802)		
Water Systems Efficiency - Research and Planning		248,075.89
		<hr/>
<b>Total Pass-Through To Other Agencies (Exhibit II)</b>	<b>\$</b>	<b>1,168,720.51</b>
		<hr/> <hr/>

UNAUDITED

Texas Water Development Board (580)  
 Schedule 2A - Miscellaneous Bond Information  
 For the Fiscal Year Ended August 31, 2017

Description of Issue	Bonds issued To Date	Range of Interest Rates		Terms of Variable Interest Rates	Scheduled Maturities		First Call Date
					First Year	Last Year	
<b>Governmental Activities</b>							
<b>General Obligation Bonds - Non-Self Supporting</b>							
<b>ECONOMICALLY DISTRESSED AREAS PROGRAM</b>							
W Dev Bds Ser '07-C	24,665,000.00	4.000%	5.000%		2007	2032	08/01/2017
W Dev Ref Bds Ser '08-C	34,235,000.00	3.500%	5.250%		2009	2018	N/A
W Fin Asst Bds Ser '09F	24,540,000.00	2.000%	5.000%		2010	2026	08/01/2019
W Fin Asst Bds Ser '10D	32,350,000.00	3.000%	4.000%		2011	2026	08/01/2020
W Fin Asst Bds Ser '12B	14,955,000.00	2.000%	5.000%		2012	2031	08/01/2021
W Fin Asst Ref Bds Tax Ser '12D	15,725,000.00	0.250%	1.906%		2012	2019	N/A
W Fin Asst Bds Ser '12F	29,385,000.00	1.625%	5.000%		2013	2032	08/01/2022
W Fin Asst Ref Bds Tax Ser '13E	15,095,000.00	0.220%	3.682%		2014	2024	08/01/2022
W Fin Asst Ref Bds Tax Ser '15-C1	7,365,000.00	0.180%	2.571%		2015	2023	N/A
W Fin Asst Ref Bds Ser '15-C2	9,550,000.00	3.000%	4.000%		2015	2029	08/01/2023
W Fin Asst Bds Ser '15E	43,715,000.00	2.000%	5.000%		2015	2035	08/01/2025
W Fin Asst Bds Ser '16A	45,735,000.00	2.000%	5.000%		2016	2035	08/01/2025
W Fin Asst Ref Bds Ser '16-C1	28,815,000.00	4.000%	5.000%		2017	2025	N/A
W Fin Asst Ref Bds Tax Ser '16-C2	1,310,000.00	0.718%	2.165%		2017	2024	N/A
W Fin Asst Ref Bds Ser '17B	13,520,000.00	4.000%	5.000%		2018	2032	08/01/2027
<b>Subtotal EDAP</b>	<b>\$ 340,960,000.00</b>						
<b>WATER INFRASTRUCTURE FUND</b>							
W Dev Bds Ser '09-B	157,240,000.00	3.000%	5.000%		2010	2029	08/01/2018
W Fin Asst Bds Ser '09E	101,400,000.00	2.000%	5.000%		2010	2029	08/01/2019
W Fin Asst Bds Ser '10B	143,225,000.00	4.000%	5.000%		2011	2030	08/01/2019
W Fin Asst Bds Ser '11A	129,540,000.00	1.000%	5.000%		2011	2030	08/01/2021
W Fin Asst Bds Ser '12A	39,930,000.00	2.000%	5.000%		2012	2031	08/01/2021
W Fin Asst Bds Ser '13A	42,470,000.00	1.000%	5.000%		2013	2032	08/01/2022
<b>Subtotal Water Infrastructure Fund</b>	<b>\$ 613,805,000.00</b>						
<b>General Obligation Bonds - Self Supporting</b>							
<b>WATER INFRASTRUCTURE FUND</b>							
W Dev Bds Ser '08-A	112,920,000.00	3.000%	5.000%		2008	2028	08/01/2018
W Dev Bds Ser '09-A	144,995,000.00	2.000%	5.000%		2009	2029	08/01/2018
<b>Subtotal Water Infrastructure Fund</b>	<b>\$ 257,915,000.00</b>						
<b>SUBTOTAL GOVERNMENTAL ACTIVITIES:</b>							
	<b>\$ 1,212,680,000.00</b>						
<b>Business-Type Activities</b>							
<b>General Obligation Bonds - Self-Supporting</b>							
<b>STATE PARTICIPATION PROGRAM</b>							
W Dev Ref Bds Ser '07-B	19,680,000.00	4.000%	5.000%		2007	2028	08/01/2017
W Dev Ref Bds Ser '09-D	49,775,000.00	4.000%	5.000%		2020	2035	08/01/2019
W Fin Asst Bds Ser '10C	42,280,000.00	2.000%	5.000%		2010	2030	08/01/2019
W Fin Asst Ref Bds Tax Ser '12E	22,215,000.00	2.656%	4.058%		2021	2035	08/01/2022
W Fin Asst Ref Bds Tax Ser '13D	20,000,000.00	0.225%	4.847%		2014	2035	08/01/2022
W Fin Asst Ref Bds Ser '16D	11,550,000.00	5.000%	5.000%		2023	2035	08/01/2022
<b>Subtotal State Participation Program</b>	<b>\$ 165,500,000.00</b>						
<b>WATER DEVELOPMENT FUND (WDF)</b>							
W Dev Ref Bds Ser '07-A	118,465,000.00	4.000%	5.000%		2008	2022	08/01/2017
W Dev Bds Ser '07-D (AMT)	25,000,000.00	4.000%	5.125%		2010	2047	08/01/2017
W Dev Ref Bds Ser '08-B	26,510,000.00	3.500%	5.000%		2009	2018	N/A
W Dev Bds Ser '09-C-1	225,385,000.00	3.000%	5.000%		2010	2039	08/01/2019
W Dev Ref Bds Ser '09-C-2	57,260,000.00	2.000%	5.000%		2010	2023	08/01/2019
W Fin Asst Bds Ser '10A	20,270,000.00	1.750%	4.250%		2011	2030	08/01/2019
W Fin Asst Bds Ser '11B	92,255,000.00	2.000%	5.000%		2012	2031	08/01/2021
W Fin Asst Bds Ser '12C	149,645,000.00	2.000%	5.000%		2014	2038	08/01/2021
W Fin Asst Bds Ser '12G	156,065,000.00	2.000%	5.000%		2013	2041	08/01/2022
W Fin Asst Bds Ser '13B	56,515,000.00	4.000%	5.000%		2014	2033	08/01/2023
W Fin Asst Ref Bds Ser '13C	32,215,000.00	3.000%	5.000%		2014	2021	N/A
W Fin Asst Ref Bds Ser '13F	27,295,000.00	5.000%	5.000%		2014	2024	08/01/2016
W Fin Asst Ref Bds Tax Ser '13G	73,465,000.00	0.225%	4.847%		2014	2035	08/01/2022
W Fin Asst Ref Bds Ser '15-A1	6,435,000.00	2.000%	4.000%		2015	2017	N/A
W Fin Asst Ref Bds Ser '15-A2	26,610,000.00	2.000%	2.000%		2018	2029	02/1/2016
W Fin Asst Ref Bds Tax Ser '15-B1	44,645,000.00	0.857%	3.726%		2015	2043	08/01/2023
W Fin Asst Ref Bds Tax Ser '15-B2	25,340,000.00	1.902%	1.902%		2018	2023	02/01/2016
W Fin Asst Bds Ser '15D	234,795,000.00	2.500%	5.000%		2021	2045	05/15/2025
W Fin Asst Bds Ser '15F	37,790,000.00	2.000%	5.000%		2015	2024	N/A
W Fin Asst Bds Tax Ser '15G	11,415,000.00	0.600%	3.682%		2016	2030	08/01/2024

UNAUDITED

**Texas Water Development Board (580)**  
**Schedule 2A - Miscellaneous Bond Information**  
 For the Fiscal Year Ended August 31, 2017

Description of Issue	Bonds Issued To Date	Range of Interest Rates		Terms of Variable Interest Rates	Scheduled Maturities		First Call Date
					First Year	Last Year	
W Fin Asst & Ref Bds Ser '16-B1	58,555,000.00	4.000 %	5.000 %		2017	2045	08/01/2026
W Fin Asst & Ref Bds Ser '16-B2	30,360,000.00	2.000 %	2.000 %		2020	2025	08/01/2017
W Fin Asst & Ref Bds Tax Ser '16-B3	18,950,000.00	0.718 %	2.645 %		2017	2027	08/01/2022
W Fin Asst & Ref Bds Ser '17A	53,815,000.00	4.000 %	5.000 %		2018	2045	08/01/2027
W Fin Asst Ref Bds Tax Ser '17C	21,535,000.00	1.375 %	3.820 %		2018	2037	08/01/2027
<b>Subtotal Water Development Fund (WDF)</b>	<b><u>\$ 1,630,590,000.00</u></b>						
<b>STATE WATER IMPLEMENTATION REVENUE FUND FOR TEXAS</b>							
SWIRFT Rev Bds Ser '15A	798,450,000.00	2.000%	5.000%		2017	2050	10/15/2025
SWIRFT Rev Bds Tax Ser '15B	11,960,000.00	0.450%	4.648%		2017	2050	10/15/2025
SWIRFT Rev Bds Ser '16	600,065,000.00	2.000%	5.250%		2017	2051	10/15/2026
<b>Subtotal SWIRFT Rev Bonds</b>	<b><u>\$ 1,410,475,000.00</u></b>						
<b>CLEAN WATER STATE REVOLVING FUND (CWSRF)</b>							
W Dev State Revolving Fund Sub Lien Rev Bds Ser '08-A	203,050,000.00	4.000%	5.000%		2008	2027	07/15/2017
W Dev State Revolving Fund Sub Lien Rev Bds Ser '08-B	261,425,000.00	3.000%	5.250%		2010	2038	07/15/2017
W Dev State Revolving Fund Sub Lien Rev & Ref Bds Ser '09-A-2	32,765,000.00	2.000%	5.000%		2010	2017	N/A
W Dev State Revolving Fund Sub Lien Rev Bds Ser '09-A-1	224,975,000.00	3.000%	5.000%		2011	2029	07/15/2019
<b>Subtotal CWSRF Revenue Bonds</b>	<b><u>\$ 722,215,000.00</u></b>						
<b>SUBTOTAL BUSINESS TYPE ACTIVITIES:</b>	<b><u>\$ 3,928,780,000.00</u></b>						
<b>TOTAL TEXAS WATER DEVELOPMENT BOARD</b>	<b><u>\$ 5,141,460,000.00</u></b>						

UNAUDITED

**Texas Water Development Board (580)**  
**Schedule 2B - Changes in Bonded Indebtedness**  
 For the Fiscal Year Ended August 31, 2017

Description of Issue	Bonds Outstanding 9/1/16	Bonds Issued	Bonds Matured or Retired	Bonds Refunded or Extinguished
<b>Governmental Type Activities</b>				
<b>General Obligation Bonds - Non Self-Supporting</b>				
<b>ECONOMICALLY DISTRESSED AREAS PROGRAM (EDAP)</b>				
W Dev Bds Ser '07-C	\$ 16,835,000.00	\$ -	\$ 735,000.00	\$ 16,100,000.00
W Dev Ref Bds Ser '08-C	7,535,000.00	-	3,680,000.00	-
W Fin Asst Bds Ser '09F	12,385,000.00	-	1,240,000.00	-
W Fin Asst Bds Ser '10D	20,205,000.00	-	2,025,000.00	-
W Fin Asst Bds Ser '12B	11,505,000.00	-	770,000.00	-
W Fin Asst Ref Bds Tax Ser '12D	8,335,000.00	-	1,525,000.00	-
W Fin Asst Bds Ser '12F	23,505,000.00	-	1,470,000.00	-
W Fin Asst Ref Bds Tax Ser '13E	11,150,000.00	-	1,285,000.00	-
W Fin Asst Ref Bnds Tax Ser '15-C1	6,130,000.00	-	835,000.00	-
W Fin Asst Ref Bnds Ser '15-C2	8,495,000.00	-	295,000.00	-
W Fin Asst Bds Ser '15E	36,380,000.00	-	1,915,000.00	-
W Fin Asst Bds Ser '16A	44,245,000.00	-	2,405,000.00	-
W Fin Asst Ref Bds Ser '16-C1	28,815,000.00	-	2,505,000.00	-
W Fin Asst Ref Bds Tax Ser '16-C2	1,310,000.00	-	140,000.00	-
W Fin Asst Ref Bds Ser '17B		13,520,000.00	-	-
<b>Subtotal EDAP</b>	<b>\$ 236,830,000.00</b>	<b>\$ 13,520,000.00</b>	<b>\$ 20,825,000.00</b>	<b>\$ 16,100,000.00</b>
<b>WATER INFRASTRUCTURE FUND (WIF)</b>				
W Dev Bds Ser '09-B	117,855,000.00	-	6,780,000.00	-
W Fin Asst Bds Ser '09E	60,730,000.00	-	4,675,000.00	705,000.00
W Fin Asst Bds Ser '10B	100,240,000.00	-	7,160,000.00	-
W Fin Asst Bds Ser '11A	94,620,000.00	-	6,760,000.00	-
W Fin Asst Bds Ser '12A	30,740,000.00	-	2,050,000.00	-
W Fin Asst Bds Ser '13A	35,265,000.00	-	2,205,000.00	-
<b>Subtotal Water Infrastructure Fund</b>	<b>\$ 439,450,000.00</b>	<b>\$ -</b>	<b>\$ 29,630,000.00</b>	<b>\$ 705,000.00</b>
<b>Obligation Bonds - Self-Supporting</b>				
<b>INFRASTRUCTURE FUND (WIF)</b>				
W Dev Bds Ser '08-A	77,855,000.00	-	5,080,000.00	8,650,000.00
W Dev Bds Ser '09-A	112,520,000.00	-	4,810,000.00	-
<b>Subtotal Water Infrastructure Fund</b>	<b>\$ 190,375,000.00</b>	<b>\$ -</b>	<b>\$ 9,890,000.00</b>	<b>\$ 8,650,000.00</b>
<b>SUBTOTAL GOVERNMENTAL ACTIVITIES:</b>	<b>\$ 866,655,000.00</b>	<b>\$ 13,520,000.00</b>	<b>\$ 60,345,000.00</b>	<b>\$ 25,455,000.00</b>
<b>Business-Type Activities</b>				
<b>General Obligation Bonds - Self Supporting</b>				
<b>WATER DEVELOPMENT FUND (WDF)</b>				
W Dev Ref Bds Ser '07-A	40,095,000.00	-	10,710,000.00	29,385,000.00
W Dev Bds Ser '07-D (AMT)	21,860,000.00	-	325,000.00	21,535,000.00
W Dev Ref Bds Ser '08-B	5,230,000.00	-	1,970,000.00	-
W Dev Bds Ser '09-C-1	208,855,000.00	-	5,505,000.00	-
W Dev Ref Bds Ser '09-C-2	24,565,000.00	-	2,070,000.00	285,000.00
W Fin Asst Bds Ser '10A	17,270,000.00	-	500,000.00	-
W Fin Asst Bds Ser '11B	88,755,000.00	-	1,000,000.00	-
W Fin Asst Bds Ser '12C	138,995,000.00	-	3,765,000.00	-
W Fin Asst Bds Ser '12G	152,460,000.00	-	2,490,000.00	-
W Fin Asst Bds Ser '13B	51,770,000.00	-	1,710,000.00	-
W Fin Asst Ref Bds Ser '13C	28,860,000.00	-	3,130,000.00	-
W Fin Asst Ref Bds Ser '13F	110,000.00	-	55,000.00	-

UNAUDITED

Texas Water Development Board (580)

Bonds Outstanding 8/31/17	Unamortized Premium	Net Bonds Outstanding 8/31/2017	Amounts Due Within One Year	Principal Due Within One Year	Amortization Due Within One Year
\$ -	\$ -	\$ -	\$ -	\$ -	\$ -
3,855,000.00	199,005.82	4,054,005.82	4,054,005.82	3,855,000.00	199,005.82
11,145,000.00	-	11,145,000.00	1,240,000.00	1,240,000.00	-
18,180,000.00	1,422,444.40	19,602,444.40	2,178,049.38	2,020,000.00	158,049.38
10,735,000.00	688,515.98	11,423,515.98	819,179.71	770,000.00	49,179.71
6,810,000.00	-	6,810,000.00	1,540,000.00	1,540,000.00	-
22,035,000.00	3,506,735.17	25,541,735.17	1,703,782.35	1,470,000.00	233,782.35
9,865,000.00	-	9,865,000.00	1,305,000.00	1,305,000.00	-
5,295,000.00	-	5,295,000.00	845,000.00	845,000.00	-
8,200,000.00	838,645.87	9,038,645.87	349,887.16	280,000.00	69,887.16
34,465,000.00	5,382,802.17	39,847,802.17	2,214,044.56	1,915,000.00	299,044.56
41,840,000.00	3,835,550.29	45,675,550.29	2,538,086.13	2,325,000.00	213,086.13
26,310,000.00	4,660,616.04	30,970,616.04	3,197,577.01	2,615,000.00	582,577.01
1,170,000.00	-	1,170,000.00	145,000.00	145,000.00	-
13,520,000.00	2,677,916.85	16,197,916.85	743,527.79	565,000.00	178,527.79
\$ 213,425,000.00	\$ 23,212,232.59	\$ 236,637,232.59	\$ 22,873,139.91	\$ 20,890,000.00	\$ 1,983,139.91
111,075,000.00	6,209,138.22	117,284,138.22	7,674,467.12	7,110,000.00	564,467.12
55,350,000.00	5,064,340.51	60,414,340.51	5,097,028.38	4,675,000.00	422,028.38
93,080,000.00	9,420,288.80	102,500,288.80	7,945,024.07	7,160,000.00	785,024.07
87,860,000.00	10,390,557.32	98,250,557.32	7,559,273.64	6,760,000.00	799,273.64
28,690,000.00	5,555,267.94	34,245,267.94	2,446,804.85	2,050,000.00	396,804.85
33,060,000.00	5,871,196.20	38,931,196.20	2,596,413.08	2,205,000.00	391,413.08
\$ 409,115,000.00	\$ 42,510,788.99	\$ 451,625,788.99	\$ 33,319,011.14	\$ 29,960,000.00	\$ 3,359,011.14
64,125,000.00	-	64,125,000.00	1,325,000.00	1,325,000.00	-
107,710,000.00	4,251,889.52	111,961,889.52	9,614,324.12	9,260,000.00	354,324.12
\$ 171,835,000.00	\$ 4,251,889.52	\$ 176,086,889.52	\$ 10,939,324.12	\$ 10,585,000.00	\$ 354,324.12
\$ 794,375,000.00	\$ 69,974,911.10	\$ 864,349,911.10	\$ 67,131,475.17	\$ 61,435,000.00	\$ 5,696,475.17
-	-	-	-	-	-
3,260,000.00	-	3,260,000.00	3,260,000.00	3,260,000.00	-
203,350,000.00	-	203,350,000.00	6,340,000.00	6,340,000.00	-
22,210,000.00	-	22,210,000.00	905,000.00	905,000.00	-
16,770,000.00	-	16,770,000.00	500,000.00	500,000.00	-
87,755,000.00	8,072,511.53	95,827,511.53	2,576,607.97	2,000,000.00	576,607.97
135,230,000.00	9,896,214.63	145,126,214.63	4,416,248.31	3,945,000.00	471,248.31
149,970,000.00	19,593,574.26	169,563,574.26	1,786,398.93	970,000.00	816,398.93
50,060,000.00	3,719,224.96	53,779,224.96	2,012,451.56	1,780,000.00	232,451.56
25,730,000.00	2,638,619.22	28,368,619.22	7,659,654.81	7,000,000.00	659,654.81
55,000.00	1,483,570.50	1,538,570.50	266,938.64	55,000.00	211,938.64

UNAUDITED

**Texas Water Development Board (580)**  
**Schedule 2B - Changes in Bonded Indebtedness**  
 For the Fiscal Year Ended August 31, 2017

Description of Issue	Bonds Outstanding 9/1/16	Bonds Issued	Bonds Matured or Retired	Bonds Refunded or Extinguished
W Fin Asst Ref Bds Tax Ser '13G	66,890,000.00	-	1,855,000.00	-
W Fin Asst Ref Bds Ser '15-A1	2,255,000.00	-	2,255,000.00	-
W Fin Asst Ref Bds Ser '15-A2	23,645,000.00	-	-	4,650,000.00
W Fin Asst Ref Bds Tax Ser '15-B1	31,355,000.00	-	5,045,000.00	-
W Fin Asst Ref Bds Tax Ser '15-B2	20,920,000.00	-	-	10,940,000.00
W Fin Asst Bds Ser '15D	234,795,000.00	-	-	-
W Fin Asst Bds Ser '15F	31,055,000.00	-	4,850,000.00	-
W Fin Asst Bds Tax Ser '15G	10,755,000.00	-	665,000.00	-
W Fin Asst & Ref Bds Ser '16-B1	58,555,000.00	-	5,490,000.00	-
W Fin Asst & Ref Bds Ser '16-B2	30,360,000.00	-	-	1,375,000.00
W Fin Asst & Ref Bds Tax Ser '16-B3	18,950,000.00	-	2,660,000.00	-
W Fin Asst & Ref Bds Ser '17A	-	53,815,000.00	-	-
W Fin Asst & Ref Bds Tax Ser '17C	-	21,535,000.00	-	-
<b>Subtotal Water Development Fund</b>	<b>\$ 1,308,360,000.00</b>	<b>\$ 75,350,000.00</b>	<b>\$ 56,050,000.00</b>	<b>\$ 68,170,000.00</b>
<b>STATE PARTICIPATION PROGRAM</b>				
W Dev Ref Bds Ser '07-B	6,415,000.00	-	1,265,000.00	5,150,000.00
W Dev Ref Bds Ser '09-D	22,110,000.00	-	-	-
W Fin Asst Bds Ser '10C	31,340,000.00	-	2,240,000.00	-
W Fin Asst Ref Bds Tax Ser '12E	22,215,000.00	-	-	-
W Fin Asst Ref Bds Tax Ser '13D	19,450,000.00	-	75,000.00	-
W Fin Asst Ref Bds Ser '16D	11,550,000.00	-	-	-
<b>Subtotal State Participation Program</b>	<b>\$ 113,080,000.00</b>	<b>\$ -</b>	<b>\$ 3,580,000.00</b>	<b>\$ 5,150,000.00</b>
<b>Subtotal General Obligation Bonds</b>	<b>\$ 1,421,440,000.00</b>	<b>\$ 75,350,000.00</b>	<b>\$ 59,630,000.00</b>	<b>\$ 73,320,000.00</b>
<b>Business-Type Activities</b>				
<b>Revenue Bonds - Self-Supporting</b>				
<b>STATE WATER IMPLEMENTATION REVENUE FUND FOR TEXAS</b>				
SWIRFT Rev Bds Ser '15A	798,450,000.00	-	15,600,000.00	-
SWIRFT Rev Bds Tax Ser '15B	11,960,000.00	-	175,000.00	-
SWIRFT Rev Bds Ser '16	-	600,065,000.00	2,000,000.00	-
<b>Subtotal SWIRFT Revenue Bonds</b>	<b>\$ 810,410,000.00</b>	<b>\$ 600,065,000.00</b>	<b>\$ 17,775,000.00</b>	<b>\$ -</b>
<b>CLEAN WATER STATE REVOLVING FUND (CWSRF)</b>				
W Dev State Revolving Fund Sub Lien Rev Bds Ser '08-A	178,080,000.00	-	7,015,000.00	171,065,000.00
W Dev State Revolving Fund Sub Lien Rev Bds Ser '08-B	251,275,000.00	-	-	251,275,000.00
W Dev State Revolving Fund Sub Lien Rev & Ref Bds Ser '09-A-2	6,570,000.00	-	6,570,000.00	-
W Dev State Revolving Fund Sub Lien Rev Bds Ser '09-A-1	174,010,000.00	-	10,000,000.00	-
<b>Subtotal CWSRF Revenue Bonds</b>	<b>\$ 609,935,000.00</b>	<b>\$ -</b>	<b>\$ 23,585,000.00</b>	<b>\$ 422,340,000.00</b>
<b>Subtotal Revenue Bonds</b>	<b>\$ 1,420,345,000.00</b>	<b>\$ 600,065,000.00</b>	<b>\$ 41,360,000.00</b>	<b>\$ 422,340,000.00</b>
<b>SUBTOTAL BUSINESS-TYPE ACTIVITIES</b>	<b>2,841,785,000.00</b>	<b>675,415,000.00</b>	<b>100,990,000.00</b>	<b>495,660,000.00</b>
<b>TOTAL TEXAS WATER DEVELOPMENT BOARD</b>	<b>3,708,440,000.00</b>	<b>688,935,000.00</b>	<b>161,335,000.00</b>	<b>521,115,000.00</b>

UNAUDITED

Texas Water Development Board (580)

Bonds Outstanding 8/31/17	Unamortized Premium	Net Bonds Outstanding 8/31/2017	Amounts Due Within One Year	Principal Due Within One Year	Amortization Due Within One Year
65,035,000.00	-	65,035,000.00	2,765,000.00	2,765,000.00	-
18,995,000.00	-	18,995,000.00	1,195,000.00	1,195,000.00	-
26,310,000.00	-	26,310,000.00	-	-	-
9,980,000.00	-	9,980,000.00	1,235,000.00	1,235,000.00	-
234,795,000.00	18,786,245.90	253,581,245.90	670,937.35	-	670,937.35
26,205,000.00	3,424,020.14	29,629,020.14	5,089,145.74	4,600,000.00	489,145.74
10,090,000.00	-	10,090,000.00	670,000.00	670,000.00	-
53,065,000.00	9,946,046.60	63,011,046.60	5,490,215.95	5,135,000.00	355,215.95
28,985,000.00	-	28,985,000.00	-	-	-
16,290,000.00	-	16,290,000.00	1,965,000.00	1,965,000.00	-
53,815,000.00	7,032,986.55	60,847,986.55	11,061,178.09	10,810,000.00	251,178.09
21,535,000.00	-	21,535,000.00	640,000.00	640,000.00	-
<b>\$ 1,259,490,000.00</b>	<b>\$ 84,593,014.29</b>	<b>\$ 1,344,083,014.29</b>	<b>\$ 60,504,777.35</b>	<b>\$ 55,770,000.00</b>	<b>\$ 4,734,777.35</b>
-	-	-	-	-	-
22,110,000.00	-	22,110,000.00	-	-	-
29,100,000.00	2,045,110.64	31,145,110.64	2,397,316.20	2,240,000.00	157,316.20
22,215,000.00	-	22,215,000.00	-	-	-
19,375,000.00	-	19,375,000.00	75,000.00	75,000.00	-
11,550,000.00	2,185,918.01	13,735,918.01	121,439.89	-	121,439.89
<b>\$ 104,350,000.00</b>	<b>\$ 4,231,028.65</b>	<b>\$ 108,581,028.65</b>	<b>\$ 2,593,756.09</b>	<b>\$ 2,315,000.00</b>	<b>\$ 278,756.09</b>
<b>\$ 1,363,840,000.00</b>	<b>\$ 88,824,042.94</b>	<b>\$ 1,452,664,042.94</b>	<b>\$ 63,098,533.44</b>	<b>\$ 58,085,000.00</b>	<b>\$ 5,013,533.44</b>
782,850,000.00	88,311,779.92	871,161,779.92	18,951,114.54	16,275,000.00	2,676,114.54
11,785,000.00	-	11,785,000.00	155,000.00	155,000.00	-
598,065,000.00	98,040,481.85	696,105,481.85	5,470,923.69	2,500,000.00	2,970,923.69
<b>\$ 1,392,700,000.00</b>	<b>\$ 186,352,261.77</b>	<b>\$ 1,579,052,261.77</b>	<b>\$ 24,577,038.23</b>	<b>\$ 18,930,000.00</b>	<b>\$ 5,647,038.23</b>
-	-	-	-	-	-
-	-	-	-	-	-
-	-	-	-	-	-
164,010,000.00	10,106,799.84	174,116,799.84	11,510,679.99	10,500,000.00	1,010,679.99
<b>\$ 164,010,000.00</b>	<b>\$ 10,106,799.84</b>	<b>\$ 174,116,799.84</b>	<b>\$ 11,510,679.99</b>	<b>\$ 10,500,000.00</b>	<b>\$ 1,010,679.99</b>
<b>\$ 1,556,710,000.00</b>	<b>\$ 196,459,061.61</b>	<b>\$ 1,753,169,061.61</b>	<b>\$ 36,087,718.22</b>	<b>\$ 29,430,000.00</b>	<b>\$ 6,657,718.22</b>
2,920,550,000.00	285,283,104.55	3,205,833,104.55	99,186,251.66	87,515,000.00	11,671,251.66
3,714,925,000.00	355,258,015.65	4,070,183,015.65	166,317,726.83	148,950,000.00	17,367,726.83

UNAUDITED

**Texas Water Development Board (580)**  
**Schedule 2C - Debt Service Requirements**  
**For Fiscal Year Ended August 31, 2017**

Description of Issue	2018	2019	2020	2021	2022
<b>Governmental Activities</b>					
General Obligation Bonds - Non-Self-Supporting					
<b>ECONOMICALLY DISTRESSED AREAS PROGRAM (EDAP)</b>					
W Dev Ref Bds Ser '08-C					
Principal	3,855,000.00	-	-		
Interest	202,387.50	-	-		
W Fin Asst Bds Ser '09F					
Principal	1,240,000.00	1,240,000.00	1,240,000.00	1,240,000.00	1,240,000.00
Interest	462,850.00	422,550.00	366,750.00	317,150.00	255,150.00
W Fin Asst Bds Ser '10D					
Principal	2,020,000.00	2,020,000.00	2,020,000.00	2,020,000.00	2,020,000.00
Interest	722,200.00	641,400.00	560,600.00	479,800.00	399,000.00
W Fin Asst Bds Ser '12B					
Principal	770,000.00	770,000.00	770,000.00	770,000.00	770,000.00
Interest	334,331.26	318,931.26	295,831.26	280,431.26	257,331.26
W Fin Asst Ref Bds Tax Ser '12D					
Principal	1,540,000.00	5,270,000.00	-	-	-
Interest	125,948.60	100,446.20	-	-	-
W Fin Asst Bds Ser '12F					
Principal	1,470,000.00	1,470,000.00	1,470,000.00	1,470,000.00	1,470,000.00
Interest	1,015,215.00	956,415.00	882,915.00	824,115.00	750,615.00
W Fin Asst Ref Bds Tax Ser '13E					
Principal	1,305,000.00	1,330,000.00	1,360,000.00	1,400,000.00	1,440,000.00
Interest	292,393.06	268,681.20	236,601.60	199,038.40	156,590.40
W Fin Asst Bds Tax Ser '15C-1					
Principal	845,000.00	855,000.00	870,000.00	885,000.00	910,000.00
Interest	111,223.14	99,376.24	83,934.94	66,221.74	46,123.40
W Fin Asst Bds Ser '15C-2					
Principal	280,000.00	270,000.00	255,000.00	240,000.00	215,000.00
Interest	326,600.00	316,800.00	306,000.00	295,800.00	286,200.00
W Fin Asst Bds Ser '15E					
Principal	1,915,000.00	1,915,000.00	1,915,000.00	1,915,000.00	1,915,000.00
Interest	1,723,250.00	1,627,500.00	1,531,750.00	1,436,000.00	1,340,250.00
W Fin Asst Bds Ser '16A					
Principal	2,325,000.00	2,325,000.00	2,325,000.00	2,325,000.00	2,325,000.00
Interest	1,586,512.50	1,470,262.50	1,423,762.50	1,307,512.50	1,191,262.50
W Fin Asst Ref Bds Ser '16C-1					
Principal	2,615,000.00	2,815,000.00	5,450,000.00	4,325,000.00	4,240,000.00
Interest	1,315,500.00	1,184,750.00	1,044,000.00	771,500.00	555,250.00
W Fin Asst Ref Bds Tax Ser '16C-2					
Principal	145,000.00	150,000.00	245,000.00	195,000.00	185,000.00
Interest	17,325.10	16,073.76	14,480.76	11,283.50	8,348.76
W Fin Asst Ref Bds Tax Ser '17B					
Principal	565,000.00	660,000.00	695,000.00	730,000.00	765,000.00
Interest	746,695.42	647,750.00	614,750.00	580,000.00	543,500.00
<b>Subtotal EDAP</b>	<b>29,872,431.58</b>	<b>29,160,936.16</b>	<b>25,976,376.06</b>	<b>24,083,852.40</b>	<b>23,284,621.32</b>
Less EDAP Interest	(8,982,431.58)	(8,070,936.16)	(7,361,376.06)	(6,568,852.40)	(5,789,621.32)
<b>Subtotal EDAP Principal</b>	<b>\$ 20,890,000.00</b>	<b>\$ 21,090,000.00</b>	<b>\$ 18,615,000.00</b>	<b>\$ 17,515,000.00</b>	
<b>WATER INFRASTRUCTURE FUND (WIF)</b>					
W Dev Bds Ser '09-B					
Principal	7,110,000.00	7,400,000.00	7,735,000.00	8,085,000.00	8,485,000.00
Interest	5,319,287.50	5,028,787.50	4,692,837.50	4,344,762.50	3,940,512.50
W Fin Asst Bds Ser '09E					
Principal	4,675,000.00	4,675,000.00	4,675,000.00	4,670,000.00	4,670,000.00
Interest	2,697,425.00	2,463,675.00	2,253,300.00	2,019,550.00	1,786,050.00
W Fin Asst Bds Ser '10B					
Principal	7,160,000.00	7,160,000.00	7,160,000.00	7,160,000.00	7,160,000.00
Interest	4,610,537.50	4,252,537.50	3,905,637.50	3,568,187.50	3,210,187.50
W Fin Asst Bds Ser '11A					
Principal	6,760,000.00	6,760,000.00	6,760,000.00	6,760,000.00	6,760,000.00
Interest	4,367,950.00	4,051,500.00	3,713,500.00	3,375,500.00	3,037,500.00
W Fin Asst Bds Ser '12A					
Principal	2,050,000.00	2,050,000.00	2,050,000.00	2,050,000.00	2,050,000.00
Interest	1,403,750.00	1,301,250.00	1,198,750.00	1,096,250.00	993,750.00
W Fin Asst Bds Ser '13A					
Principal	2,205,000.00	2,205,000.00	2,205,000.00	2,205,000.00	2,205,000.00
Interest	1,498,262.50	1,456,700.00	1,346,450.00	1,258,250.00	1,158,000.00
<b>Subtotal Water Infrastructure Fund (WIF)</b>	<b>49,857,212.50</b>	<b>48,804,450.00</b>	<b>47,695,475.00</b>	<b>46,592,500.00</b>	<b>45,456,000.00</b>
Less Water Infrastructure Fund (WIF) Interest	(19,897,212.50)	(18,554,450.00)	(17,110,475.00)	(15,662,500.00)	(14,126,000.00)
<b>Subtotal Water Infrastructure Fund (WIF) Principal</b>	<b>\$ 29,960,000.00</b>	<b>\$ 30,250,000.00</b>	<b>\$ 30,585,000.00</b>	<b>\$ 30,930,000.00</b>	
<b>Total General Obligation Bonds - Non-Self-Supporting Principal</b>	<b>\$ 53,165,000.00</b>	<b>\$ 53,650,000.00</b>	<b>\$ 52,240,000.00</b>	<b>\$ 51,095,000.00</b>	



UNAUDITED

2023-2027	2028-2032	2033-2037	2038-2042	Total Requirements
-	-	-	-	3,855,000.00
-	-	-	-	202,387.50
4,945,000.00	-	-	-	11,145,000.00
498,850.00	-	-	-	2,323,300.00
8,080,000.00	-	-	-	18,180,000.00
793,000.00	-	-	-	3,596,000.00
3,825,000.00	3,060,000.00	-	-	10,735,000.00
1,044,225.04	382,500.00	-	-	2,913,581.34
-	-	-	-	6,810,000.00
-	-	-	-	226,394.80
7,350,000.00	7,335,000.00	-	-	22,035,000.00
2,650,575.00	843,125.00	-	-	7,922,975.00
3,030,000.00	-	-	-	9,865,000.00
166,032.40	-	-	-	1,319,337.06
930,000.00	-	-	-	5,295,000.00
23,910.30	-	-	-	430,789.76
4,695,000.00	2,245,000.00	-	-	8,200,000.00
1,066,800.00	134,600.00	-	-	2,752,800.00
9,575,000.00	9,575,000.00	5,740,000.00	-	34,465,000.00
5,265,000.00	2,871,250.00	573,750.00	-	16,368,750.00
11,625,000.00	11,625,000.00	6,965,000.00	-	41,840,000.00
4,625,250.00	2,463,000.00	417,750.00	-	14,485,312.50
6,865,000.00	-	-	-	26,310,000.00
593,750.00	-	-	-	5,464,750.00
250,000.00	-	-	-	1,170,000.00
7,516.80	-	-	-	75,028.68
4,445,000.00	5,660,000.00	-	-	13,520,000.00
2,103,500.00	876,500.00	-	-	6,112,695.42
84,473,409.54	47,070,975.00	13,696,500.00	-	277,619,102.06
(18,858,409.54)	(7,570,975.00)	(991,500.00)	-	(64,194,102.06)
\$ 65,615,000.00	\$ 39,500,000.00	\$ 12,705,000.00	\$ -	\$ 213,425,000.00
49,125,000.00	23,135,000.00	-	-	111,075,000.00
13,008,475.00	1,721,225.00	-	-	38,055,887.50
23,350,000.00	8,635,000.00	-	-	55,350,000.00
5,567,850.00	630,000.00	-	-	17,417,850.00
35,800,000.00	21,480,000.00	-	-	93,080,000.00
10,680,937.50	2,112,562.50	-	-	32,340,587.50
33,795,000.00	20,265,000.00	-	-	87,860,000.00
10,117,500.00	2,016,000.00	-	-	30,679,450.00
10,250,000.00	8,190,000.00	-	-	28,690,000.00
3,431,250.00	992,500.00	-	-	10,417,500.00
11,025,000.00	11,010,000.00	-	-	33,060,000.00
4,186,250.00	1,430,750.00	-	-	12,334,662.50
210,337,262.50	101,618,037.50	-	-	550,360,937.50
(46,992,262.50)	(8,903,037.50)	-	-	(141,245,937.50)
\$ 163,345,000.00	\$ 92,715,000.00	\$ -	\$ -	\$ 409,115,000.00
\$ 256,730,000.00	\$ 169,855,000.00	\$ 35,995,000.00	\$ -	\$ 622,540,000.00

UNAUDITED

Texas Water Development Board (580)  
 Schedule 2C - Debt Service Requirements  
 For Fiscal Year Ended August 31, 2017

Description of Issue	2018	2019	2020	2021	2022
<b>Governmental Activities</b>					
General Obligation Bonds - Self-Supporting					
<b>WATER INFRASTRUCTURE FUND (WIF)</b>					
W Dev Bds Ser '08-A					
Principal	1,325,000.00	2,075,000.00	4,165,000.00	6,840,000.00	7,180,000.00
Interest	3,163,725.00	3,110,725.00	3,027,725.00	2,819,475.00	2,477,475.00
W Dev Bds Ser '09-A					
Principal	9,260,000.00	10,565,000.00	7,775,000.00	6,840,000.00	7,195,000.00
Interest	5,261,375.00	4,890,975.00	4,362,725.00	3,973,975.00	3,631,975.00
<b>Subtotal Water Infrastructure Fund (WIF)</b>	<b>19,010,100.00</b>	<b>20,641,700.00</b>	<b>19,330,450.00</b>	<b>20,473,450.00</b>	<b>20,484,450.00</b>
<b>Less Water Infrastructure Fund (WIF) Interest</b>	<b>(8,425,100.00)</b>	<b>(8,001,700.00)</b>	<b>(7,390,450.00)</b>	<b>(6,793,450.00)</b>	<b>(6,109,450.00)</b>
<b>Subtotal Water Infrastructure Fund (WIF) Principal</b>	<b>\$ 10,585,000.00</b>	<b>\$ 12,640,000.00</b>	<b>\$ 11,940,000.00</b>	<b>\$ 13,680,000.00</b>	<b>\$ 14,375,000.00</b>
<b>Total General Obligation Bonds Self-Supporting Principal</b>					
<b>Business-Type Activities</b>					
General Obligation Bonds - Self-Supporting					
<b>STATE PARTICIPATION (SP)</b>					
W Dev Ref Bds Ser '09-D					
Principal	-	-	720,000.00	-	-
Interest	1,105,500.00	1,105,500.00	1,105,500.00	1,069,500.00	1,069,500.00
W Fin Asst Bds Ser '10C					
Principal	2,240,000.00	2,235,000.00	2,240,000.00	2,240,000.00	2,240,000.00
Interest	1,389,300.00	1,299,700.00	1,210,300.00	1,115,250.00	1,004,250.00
W Fin Asst Ref Bds Tax Ser '12E					
Principal	-	-	-	330,000.00	2,050,000.00
Interest	792,050.70	792,050.70	792,050.70	792,050.70	783,285.90
W Fin Asst Ref Bds Tax Ser '13D					
Principal	75,000.00	75,000.00	80,000.00	80,000.00	1,045,000.00
Interest	844,434.00	843,071.26	841,262.26	839,052.66	836,627.06
W Fin Asst Ref Bds Ser '16D					
Principal	-	-	-	-	-
Interest	577,500.00	577,500.00	577,500.00	577,500.00	577,500.00
<b>Subtotal State Participation</b>	<b>7,023,784.70</b>	<b>6,927,821.96</b>	<b>7,566,612.96</b>	<b>7,043,353.36</b>	<b>7,043,353.36</b>
<b>Less State Participation Interest</b>	<b>(4,708,784.70)</b>	<b>(4,617,821.96)</b>	<b>(4,526,612.96)</b>	<b>(4,393,353.36)</b>	<b>(4,271,162.96)</b>
<b>Subtotal State Participation Principal</b>	<b>\$ 2,315,000.00</b>	<b>\$ 2,310,000.00</b>	<b>\$ 3,040,000.00</b>	<b>\$ 2,650,000.00</b>	
<b>WATER DEVELOPMENT FUND (WDF)</b>					
W Dev Ref Bds Ser '08-B					
Principal	3,260,000.00	-	-	-	-
Interest	163,000.00	-	-	-	-
W Dev Bds Ser '09-C-1					
Principal	6,340,000.00	6,720,000.00	7,125,000.00	7,530,000.00	7,885,000.00
Interest	10,092,200.00	9,775,200.00	9,439,200.00	9,082,950.00	8,781,750.00
W Dev Ref Bds Ser '09-C-2					
Principal	905,000.00	1,305,000.00	5,970,000.00	4,480,000.00	5,330,000.00
Interest	930,011.26	901,730.00	856,055.00	571,805.00	392,605.00
W Fin Asst Bds Ser '10A					
Principal	500,000.00	1,105,000.00	1,140,000.00	1,180,000.00	1,220,000.00
Interest	646,338.76	630,088.76	592,795.00	551,470.00	511,350.00
W Fin Asst Bds Ser '11B					
Principal	2,000,000.00	4,980,000.00	5,230,000.00	5,485,000.00	5,750,000.00
Interest	4,058,137.50	3,998,137.50	3,750,837.50	3,492,887.50	3,228,637.50
W Fin Asst Bds Ser '12C					
Principal	3,945,000.00	4,140,000.00	4,305,000.00	4,520,000.00	4,675,000.00
Interest	6,018,880.00	5,821,630.00	5,656,030.00	5,440,780.00	5,285,180.00
W Fin Asst Bds Ser '12G					
Principal	970,000.00	1,010,000.00	1,070,000.00	1,120,000.00	1,180,000.00
Interest	7,257,775.00	7,209,275.00	7,158,775.00	7,115,975.00	7,059,975.00
W Fin Asst Bds Ser '13B					
Principal	1,780,000.00	1,850,000.00	1,925,000.00	2,000,000.00	2,080,000.00
Interest	2,264,093.76	2,192,893.76	2,118,893.76	2,041,893.76	1,961,893.76
W Fin Asst Ref Bds Ser '13C					
Principal	7,000,000.00	6,000,000.00	6,000,000.00	6,730,000.00	-
Interest	1,286,500.00	936,500.00	636,500.00	336,500.00	-
W Fin Asst Ref Bds Ser 13F					
Principal	55,000.00	-	-	-	-
Interest	2,750.00	-	-	-	-
W Fin Asst Ref Bds Tax Ser '13G					
Principal	2,765,000.00	4,165,000.00	5,375,000.00	6,560,000.00	5,660,000.00
Interest	2,446,046.20	2,395,806.16	2,295,346.36	2,146,888.86	1,947,989.66
W Fin Asst Ref Bds Ser '15A-2					
Principal	1,195,000.00	1,535,000.00	1,540,000.00	1,535,000.00	1,715,000.00
Interest	378,950.25	354,220.00	323,673.50	293,027.50	262,481.00
W Fin Asst Ref Bds Tax Ser '15B-1					
Principal	-	-	-	-	-
Interest	836,117.84	836,117.84	836,117.84	836,117.84	836,117.84

**UNAUDITED**

2023-2027	2028-2032	2033-2037	2038-2042	Total Requirements
40,540,000.00	2,000,000.00	-	-	64,125,000.00
6,635,750.00	92,000.00	-	-	21,326,875.00
41,445,000.00	24,630,000.00	-	-	107,710,000.00
12,545,875.00	2,039,000.00	-	-	36,705,900.00
101,166,625.00	28,761,000.00	-	-	229,867,775.00
(19,181,625.00)	(2,131,000.00)	-	-	(58,032,775.00)
<b>\$ 81,985,000.00</b>	<b>\$ 26,630,000.00</b>	<b>\$ -</b>	<b>\$ -</b>	<b>\$ 171,835,000.00</b>

-	10,755,000.00	10,635,000.00	-	22,110,000.00
5,347,500.00	4,573,500.00	1,133,000.00	-	16,509,500.00
11,200,000.00	6,705,000.00	-	-	29,100,000.00
3,356,250.00	670,500.00	-	-	10,045,550.00
7,945,000.00	8,385,000.00	3,505,000.00	-	22,215,000.00
3,165,949.90	1,673,552.20	228,262.50	-	9,019,253.30
5,790,000.00	7,105,000.00	5,125,000.00	-	19,375,000.00
3,600,308.70	2,287,126.44	504,572.72	-	10,596,455.10
2,835,000.00	4,690,000.00	4,025,000.00	-	11,550,000.00
2,618,000.00	1,806,250.00	396,250.00	-	7,708,000.00
45,858,008.60	48,650,928.64	25,552,085.22	-	158,228,758.40
(18,088,008.60)	(11,010,928.64)	(2,262,085.22)	-	(53,878,758.40)
<b>\$ 27,770,000.00</b>	<b>\$ 37,640,000.00</b>	<b>\$ 23,290,000.00</b>	<b>\$ -</b>	<b>\$ 104,350,000.00</b>

-	-	-	-	3,260,000.00
-	-	-	-	163,000.00
46,415,000.00	47,005,000.00	50,420,000.00	23,910,000.00	203,350,000.00
37,539,750.00	25,263,500.00	13,788,000.00	1,808,000.00	125,570,550.00
4,220,000.00	-	-	-	22,210,000.00
174,075.00	-	-	-	3,826,281.26
6,835,000.00	4,790,000.00	-	-	16,770,000.00
1,835,360.00	406,970.00	-	-	5,174,372.52
33,755,000.00	30,555,000.00	-	-	87,755,000.00
11,947,587.50	3,820,312.50	-	-	34,296,537.50
27,135,000.00	34,285,000.00	42,645,000.00	9,580,000.00	135,230,000.00
22,676,150.00	15,522,110.00	7,166,800.00	383,200.00	73,970,760.00
6,855,000.00	15,280,000.00	27,260,000.00	95,225,000.00	149,970,000.00
34,353,125.00	32,140,875.00	27,197,875.00	12,759,475.00	142,253,125.00
15,080,000.00	20,685,000.00	4,660,000.00	-	50,060,000.00
7,988,218.80	3,780,868.80	233,000.00	-	22,581,756.40
-	-	-	-	25,730,000.00
-	-	-	-	3,196,000.00
-	-	-	-	55,000.00
-	-	-	-	2,750.00
16,405,000.00	14,000,000.00	10,105,000.00	-	65,035,000.00
7,386,322.30	4,510,173.14	994,362.06	-	24,122,934.74
8,335,000.00	3,140,000.00	-	-	18,995,000.00
795,701.50	94,027.50	-	-	2,502,081.25
13,315,000.00	7,145,000.00	3,755,000.00	1,710,000.00	26,310,000.00
3,516,286.92	1,626,433.64	808,542.90	267,154.20	10,413,351.96

UNAUDITED

**Texas Water Development Board (580)**  
**Schedule 2C - Debt Service Requirements**  
**For Fiscal Year Ended August 31, 2017**

Description of Issue	2018	2019	2020	2021	2022
W Fin Asst Ref Bds Tax Ser '15B-2					
Principal	1,235,000.00	1,640,000.00	1,690,000.00	1,735,000.00	1,815,000.00
Interest	233,631.80	243,111.00	197,519.00	150,537.00	102,304.00
W Fin Asst Asst Bds Ser '15F					
Principal	4,600,000.00	4,280,000.00	4,060,000.00	4,145,000.00	3,630,000.00
Interest	1,310,250.00	1,080,250.00	866,250.00	663,250.00	456,000.00
W Fin Asst Bds Tax Ser '15G					
Principal	670,000.00	680,000.00	695,000.00	705,000.00	725,000.00
Interest	289,626.00	280,567.60	267,919.60	253,602.60	236,816.56
W Fin Asst Bds Ser '15D					
Principal	-	-	-	2,325,000.00	2,530,000.00
Interest	10,182,630.00	10,182,630.00	10,182,630.00	10,182,630.00	10,066,380.00
W Fin Asst & Ref Bds Ser '16B-1					
Principal	5,135,000.00	8,345,000.00	2,345,000.00	2,465,000.00	2,375,000.00
Interest	2,473,150.00	2,216,400.00	1,799,150.00	1,681,900.00	1,558,650.00
W Fin Asst & Ref Bds Ser '16B-2					
Principal	-	-	7,945,000.00	5,525,000.00	5,740,000.00
Interest	579,700.00	579,700.00	579,700.00	420,800.00	310,300.00
W Fin Asst & Ref Bds Tax Ser '16B-3					
Principal	1,965,000.00	2,230,000.00	2,255,000.00	1,725,000.00	1,750,000.00
Interest	271,787.10	254,829.16	231,146.56	201,718.80	175,757.56
W Fin Asst Ref Bds Ser '17A					
Principal	10,810,000.00	9,565,000.00	2,745,000.00	2,745,000.00	1,855,000.00
Interest	2,966,397.50	2,122,600.00	1,644,350.00	1,507,100.00	1,369,850.00
W Fin Asst Ref Bds Tax Ser '17C					
Principal	640,000.00	730,000.00	735,000.00	745,000.00	765,000.00
Interest	758,897.51	672,504.50	660,824.50	647,815.00	632,468.00
<b>Subtotal Development Fund II (WDF)</b>	<b>111,216,870.48</b>	<b>112,964,191.28</b>	<b>112,243,713.62</b>	<b>110,874,648.86</b>	<b>101,856,505.88</b>
<b>Less Development Fund II (WDF) Interest</b>	<b>(55,446,870.48)</b>	<b>(52,684,191.28)</b>	<b>(50,093,713.62)</b>	<b>(47,619,648.86)</b>	<b>(45,176,505.88)</b>
<b>Subtotal Development Fund II (WDF) Principal</b>	<b>\$ 55,770,000.00</b>	<b>\$ 60,280,000.00</b>	<b>\$ 62,150,000.00</b>	<b>\$ 63,255,000.00</b>	
<b>Total General Obligation Bonds - Self-Supporting Principal</b>	<b>\$ 58,085,000.00</b>	<b>\$ 62,590,000.00</b>	<b>\$ 65,190,000.00</b>	<b>\$ 65,905,000.00</b>	
Revenue Bonds - Self-Supporting					
<b>State Water Implementation Revenue Fund for Texas (SWIRFT)</b>					
SWIRFT Rev Bds Ser '15A					
Principal	16,275,000.00	16,970,000.00	17,740,000.00	18,505,000.00	19,440,000.00
Interest	35,620,075.00	34,921,700.00	34,149,400.00	33,387,125.00	32,450,250.00
SWIRFT Rev Bds Tax Ser '15B					
Principal	155,000.00	155,000.00	155,000.00	165,000.00	165,000.00
Interest	494,266.68	492,415.03	489,954.26	486,935.66	483,286.70
SWIRFT Rev Bds Ser '16					
Principal	2,500,000.00	6,000,000.00	7,000,000.00	7,000,000.00	13,000,000.00
Interest	26,718,787.50	26,618,787.50	26,318,787.50	25,968,787.50	25,618,787.50
<b>Subtotal SWIRFT Revenue Bonds</b>	<b>81,763,129.18</b>	<b>85,157,902.53</b>	<b>85,853,141.76</b>	<b>85,512,848.16</b>	<b>91,157,324.20</b>
<b>Less SWIRFT Revenue Bonds Interest</b>	<b>(62,833,129.18)</b>	<b>(62,032,902.53)</b>	<b>(60,958,141.76)</b>	<b>(59,842,848.16)</b>	<b>(58,552,324.20)</b>
<b>Subtotal SWIRFT Revenue Bonds Principal</b>	<b>\$ 18,930,000.00</b>	<b>\$ 23,125,000.00</b>	<b>\$ 24,895,000.00</b>	<b>\$ 25,670,000.00</b>	
<b>CLEAN WATER STATE REVOLVING FUND (CWSRF)</b>					
W Dev State Revolving Fund Sub Lien Rev Bds Ser '09-A-1					
Principal	10,500,000.00	10,920,000.00	11,360,000.00	11,910,000.00	12,505,000.00
Interest	7,943,487.50	7,523,487.50	7,081,687.50	6,531,087.50	5,935,587.50
<b>Subtotal CWSRF Revenue Bonds</b>	<b>18,443,487.50</b>	<b>18,443,487.50</b>	<b>18,441,687.50</b>	<b>18,441,087.50</b>	
<b>Less CWSRF Revenue Bonds Interest</b>	<b>(7,943,487.50)</b>	<b>(7,523,487.50)</b>	<b>(7,081,687.50)</b>	<b>(6,531,087.50)</b>	<b>(5,935,587.50)</b>
<b>Subtotal CWSRF Revenue Bonds Principal</b>	<b>10,500,000.00</b>	<b>10,920,000.00</b>	<b>11,360,000.00</b>	<b>11,910,000.00</b>	
<b>Total Revenue Bonds - Self-Supporting Principal</b>	<b>\$ 29,430,000.00</b>	<b>\$ 34,045,000.00</b>	<b>\$ 36,255,000.00</b>	<b>\$ 37,580,000.00</b>	
<b>Total Bonds - Principal</b>	<b>\$ 148,950,000.00</b>	<b>\$ 160,615,000.00</b>	<b>\$ 162,585,000.00</b>	<b>\$ 165,610,000.00</b>	<b>\$ 14,375,000.00</b>

**UNAUDITED**

<b>2023-2027</b>	<b>2028-2032</b>	<b>2033-2037</b>	<b>2038-2042</b>	<b>Total Requirements</b>
1,865,000.00	-	-	-	9,980,000.00
51,847.00	-	-	-	978,949.80
5,490,000.00	-	-	-	26,205,000.00
396,500.00	-	-	-	4,772,500.00
3,935,000.00	2,680,000.00	-	-	10,090,000.00
873,354.30	199,748.50	-	-	2,401,635.16
17,175,000.00	22,840,000.00	39,740,000.00	86,575,000.00	234,795,000.00
48,195,025.00	44,933,155.00	39,377,250.00	24,501,150.00	212,973,080.00
14,390,000.00	6,575,000.00	6,755,000.00	2,745,000.00	53,065,000.00
5,885,000.00	3,096,800.00	1,673,200.00	725,400.00	21,266,450.00
9,775,000.00	-	-	-	28,985,000.00
308,500.00	-	-	-	2,778,700.00
6,365,000.00	-	-	-	16,290,000.00
433,871.84	-	-	-	1,569,111.02
2,425,000.00	4,890,000.00	6,410,000.00	7,785,000.00	53,815,000.00
6,189,500.00	5,316,500.00	3,963,000.00	2,312,250.00	27,858,547.50
4,130,000.00	6,285,000.00	7,505,000.00	-	21,535,000.00
2,859,015.00	2,094,213.00	881,465.00	-	9,207,202.51
437,305,190.16	362,960,687.08	295,338,494.96	270,286,629.20	1,991,369,676.62
(193,405,190.16)	(142,805,687.08)	(96,083,494.96)	(42,756,629.20)	(731,879,676.62)
<b>\$ 243,900,000.00</b>	<b>\$ 220,155,000.00</b>	<b>\$ 199,255,000.00</b>	<b>\$ 227,530,000.00</b>	<b>\$ 1,259,490,000.00</b>
<b>\$ 271,670,000.00</b>	<b>\$ 257,795,000.00</b>	<b>\$ 222,545,000.00</b>	<b>\$ 227,530,000.00</b>	<b>\$ 1,363,840,000.00</b>
94,665,000.00	124,075,000.00	147,555,000.00	153,450,000.00	782,850,000.00
147,916,500.00	122,371,875.00	91,036,850.00	58,932,625.00	614,309,575.00
820,000.00	1,435,000.00	2,140,000.00	2,675,000.00	11,785,000.00
2,345,576.44	2,166,947.41	1,798,544.60	1,261,815.80	10,689,984.18
65,195,000.00	91,955,000.00	112,410,000.00	102,585,000.00	598,065,000.00
119,151,337.50	101,973,137.50	79,664,637.50	57,365,587.50	526,136,106.25
430,093,413.94	443,976,959.91	434,605,032.10	376,270,028.30	2,543,835,665.43
(269,413,413.94)	(226,511,959.91)	(172,500,032.10)	(117,560,028.30)	(1,151,135,665.43)
<b>\$ 160,680,000.00</b>	<b>\$ 217,465,000.00</b>	<b>\$ 262,105,000.00</b>	<b>\$ 258,710,000.00</b>	<b>\$ 1,392,700,000.00</b>
72,505,000.00	34,310,000.00	-	-	164,010,000.00
19,704,937.50	2,572,625.00	-	-	57,292,900.00
92,209,937.50	36,882,625.00	-	-	221,302,900.00
(19,704,937.50)	(2,572,625.00)	-	-	(57,292,900.00)
72,505,000.00	34,310,000.00	-	-	164,010,000.00
<b>\$ 233,185,000.00</b>	<b>\$ 251,775,000.00</b>	<b>\$ 262,105,000.00</b>	<b>\$ 258,710,000.00</b>	<b>\$ 1,556,710,000.00</b>
<b>\$ 815,800,000.00</b>	<b>\$ 668,415,000.00</b>	<b>\$ 497,355,000.00</b>	<b>\$ 486,240,000.00</b>	<b>\$ 3,714,925,000.00</b>

**UNAUDITED**

**Texas Water Development Board (580)**  
**Schedule 2D - Analysis of Funds Available for Debt Service**  
 For the Year Ended August 31, 2017

**Governmental Activities**  
**General Obligation Bonds**

	<u>Application of Funds</u>	
	<u>Principal</u>	<u>Interest</u>
W Dev Bds Ser *	\$ 60,345,000.00	\$ 40,452,187.62
Total	<u>\$ 60,345,000.00</u>	<u>\$ 40,452,187.62</u>

**Business-Type Activities**  
**General Obligation Bonds**

	<u>Application of Funds</u>	
	<u>Principal</u>	<u>Interest</u>
W Dev Bds Ser **	\$ 59,630,000.00	\$ 61,836,497.45
Total	<u>\$ 59,630,000.00</u>	<u>\$ 61,836,497.45</u>

\* Governmental Activities, General Obligation Bonds include the following:  
 W Dev Bds Ser '07C, '08A, '09A, '09B  
 W Dev Ref Bds Ser '05C, '08C  
 W Fin Asst Bds Ser '09E, '09F, '10B, '10D, '11A, '12A, '12B, '12F, '13A, '15E, '16A,  
 W Fin Asst Ref Bds Taxable Ser '12D, '13E, '15-C1, '16-C2  
 W Fin Asst Ref Bds Ser '15-C2, '16-C1

\*\* Business -Type Activities, General Obligation Bonds include the following:  
 W Dev & Ref Bds Ser '03C, '04B, '05A  
 W Dev & Ref Bds Tax Ser '03-B  
 W Dev Bds Ser '01C, '07-D, '09-C1  
 W Dev Bds Taxable Ser '05-B, '13D  
 W Dev Ref Bds Ser '07A, '07B, '08B, '09-C2, '09D  
 W Fin Asst Bds Ser '10A, '10C, '11B, '12C, '12G, '13B, '15D, '15F  
 W Fin Asst Bds Tax Ser '15G  
 W Fin Asst Ref Bds Ser '13C, '13F, '15-A1, '15-A2, '16D  
 W Fin Asst Ref Bds Tax Ser '12E, '13D, '13G, '15-B1, '15-B2  
 W Fin Asst & Ref Bds Ser '16-B1, '16-B2  
 W Fin Asst & Ref Bds Tax Ser '16-B3

UNAUDITED

**Texas Water Development Board (580)**  
**Schedule 2D - Analysis of Funds Available for Debt Service**  
**For the Year Ended August 31, 2017**

**Business-Type Activities**  
**Revenue Bonds**

Pledged and Other Sources and Related Expenditures for FY 2017:

Description of Issue	Total Pledged and Other Sources	Operating Expenses & Expenditures	Debt Service	
			Principal	Interest
W Dev State Revolving Fund Rev Bds Ser ***	\$ 358,260,669.51	\$ -	\$ 23,585,000.00	\$ 30,476,087.50
SWIRFT Rev Bds Ser ****	74,980,328.25	37,500.00	17,775,000.00	50,334,816.24
<b>TOTAL</b>	<b>\$ 433,240,997.76</b>	<b>\$ 37,500.00</b>	<b>\$ 41,360,000.00</b>	<b>\$ 80,810,903.74</b>

\*\*\*Business-Type Activities, Revenue Bonds include the following:  
W Dev State Revolving Fund Sub Lien Rev & Ref Bds '09-A2  
W Dev State Revolving Fund Sub Lien Rev Bds '08A, '08B, '09-A1

\*\*\*\*Business-Type Activities, Revenue Bonds include the following:  
SWIFT Rev Bds Ser '15A, '16  
SWIFT Rev Bds Tax Ser '15B

UNAUDITED

**Texas Water Development Board (580)**  
**Schedule 2E - Defeased Bonds Outstanding**

For the Fiscal Year Ended August 31, 2017

<u>Description of Issue</u>	<u>Year Defeased</u>	<u>Par Value Outstanding</u>
<b>Government-Type Activities</b>		
<i>General Obligation Bonds</i>		
Water Development Bonds, Series 2008A	2017	8,650,000.00
Water Financial Assistance Bonds, Series 2009E	2017	<u>705,000.00</u>
<b>Total, General Obligation Bonds, Government-Type Activities</b>		<b>\$ <u>9,355,000.00</u></b>
<b>Business-Type Activities</b>		
<i>General Obligation Bonds</i>		
Water Development Refunding Bonds, Series 2009-D	2012	10,500,000.00
Water Development Refunding Bonds, Series 2009-D	2013	<u>17,165,000.00</u>
<b>Total, General Obligation Bonds, Business-Type Activities</b>		<b>\$ <u>27,665,000.00</u></b>
<b>Total, Defeased Bonds Outstanding</b>		<b>\$ <u>37,020,000.00</u></b>



UNAUDITED

**Texas Water Development Board (580)**  
**Schedule 2F - Early Extinguishment and Refunding**  
 For the Fiscal Year Ended August 31, 2017

Description of Issue	Category	Amount Extinguished or Refunded	For Refunding Only		
			Refunding Issue Par Value	Projected Cash Flow Increase (Decrease)	Projected Economic Gain/ (Loss)
<b>Government-Type Activities</b>					
<b>General Obligation Bonds - Non-Self-Supporting</b>					
W Dev Bds Ser '07-C***	Current Refunding	16,100,000.00	13,520,000.00	3,462,717.08	2,836,434.69
W Fin Asst Bds Ser '09E	Early Extinguished	705,000.00	-	-	-
<b>Total General Obligation Bonds - Non-Self-Supporting</b>		<b>\$ 16,805,000.00</b>	<b>\$ 13,520,000.00</b>	<b>\$ 3,462,717.08</b>	<b>\$ 2,836,434.69</b>
<b>General Obligation Bonds Self-Supporting</b>					
W Dev Bds Ser '08-A	Early Extinguished	8,650,000.00	-	-	-
<b>Total General Obligation Bonds - Self-Supporting</b>		<b>\$ 8,650,000.00</b>	<b>\$ -</b>	<b>\$ -</b>	<b>\$ -</b>
<b>Total Government-Type Activities</b>		<b>\$ 25,455,000.00</b>	<b>\$ 13,520,000.00</b>	<b>\$ 3,462,717.08</b>	<b>\$ 2,836,434.69</b>
<b>Business-Type Activities</b>					
<b>General Obligation Bonds - Self Supporting</b>					
W Dev Ref Bds Ser '07-A*	Current Refunding	29,385,000.00	27,220,000.00	2,330,247.22	2,233,883.85
W Dev Bds Ser '07-D (AMT)**	Current Refunding	21,535,000.00	21,535,000.00	11,256,016.27	4,057,074.57
W Dev Ref Bds Ser '09-C-2	Early Extinguished	285,000.00	-	-	-
W Fin Asst Ref Bds Ser '15-A2	Early Extinguished	4,650,000.00	-	-	-
W Fin Asst Ref Bds Tax Ser '15-B2	Early Extinguished	10,940,000.00	-	-	-
W Fin Asst & Ref Bds Ser '16-B2	Early Extinguished	1,375,000.00	-	-	-
W Dev Ref Bds Ser '07-B	Early Extinguished	5,150,000.00	-	-	-
<b>Total General Obligation Bonds - Self-Supporting</b>		<b>\$ 73,320,000.00</b>	<b>\$ 48,755,000.00</b>	<b>\$ 13,586,263.49</b>	<b>\$ 6,290,958.42</b>
<b>Revenue Bonds - Self Supporting</b>					
W Dev State Revolving Fund Sub Lien Rev Bds Ser '08-A	Early Extinguished	171,065,000.00	-	-	-
W Dev State Revolving Fund Sub Lien Rev Bds Ser '08-B	Early Extinguished	251,275,000.00	-	-	-
<b>Total Revenue Bonds - Self Supporting</b>		<b>\$ 422,340,000.00</b>	<b>\$ -</b>	<b>\$ -</b>	<b>\$ -</b>
<b>Total Business-Type Activities</b>		<b>\$ 495,660,000.00</b>	<b>\$ 48,755,000.00</b>	<b>\$ 13,586,263.49</b>	<b>\$ 6,290,958.42</b>
<b>Total</b>		<b>\$ 521,115,000.00</b>	<b>\$ 62,275,000.00</b>	<b>\$ 17,048,980.57</b>	<b>\$ 9,127,393.11</b>

\*Series '07A was refunded with new issue bonds, W Fin Asst Ref Bds Ser '17A

\*\*Series 07D (AMT) was refunded with new issue, W Fin Asst Ref Bds Ser '17C

\*\*\*Series '07C was refunded with new bond issue, W Fin Asst Ref Bds Ser '17B

## UNAUDITED

**Texas Water Development Board**  
**Schedule 6 - Loans and Contracts**

For the Fiscal Year Ended August 31, 2017

Recipient	Original Amount	Outstanding Balance	Due From	Due To
<b>Agricultural Water Conservation Fund</b>				
North Plains GCD	\$ 620,000.00	\$ 434,000.00	02/01/2015	02/01/2024
Panhandle GWCD	1,000,000.00	-	01/15/2010	01/15/2017
Panhandle GWCD	1,000,000.00	253,000.00	01/15/2012	01/15/2019
Panhandle GWCD	1,000,000.00	375,000.00	01/16/2013	01/16/2020
Panhandle GWCD	2,000,000.00	1,277,000.00	01/15/2014	01/15/2024
Panhandle GWCD	2,000,000.00	1,252,000.00	01/15/2015	01/15/2022
Panhandle GWCD	1,000,000.00	1,000,000.00	01/15/2018	01/15/2025
Sandy Land UWCD	2,000,000.00	-	04/15/2013	04/15/2019
Sandy Land UWCD	2,000,000.00	491,000.00	04/15/2015	04/15/2022
<b>Total - Agricultural Water Conservation Fund</b>	<b>\$ 12,620,000.00</b>	<b>\$ 5,082,000.00</b>		
<b>Colonia Plumbing Loan Program</b>				
Combes	\$ 134,615.00	\$ -	02/01/2025	02/01/2025
Edinburg	335,925.75	-	08/01/2016	08/01/2016
<b>Total - Colonia Plumbing Loan Program</b>	<b>\$ 470,540.75</b>	<b>\$ -</b>		
<b>Clean Water State Revolving Fund</b>				
Acton MUD	\$ 550,000.00	\$ 550,000.00	05/01/2019	05/01/2028
Agua SUD	2,375,000.00	2,310,000.00	08/01/2017	08/01/2044
Agua SUD	8,150,000.00	8,150,000.00	08/01/2018	08/01/2045
Alamo	4,000,000.00	2,345,000.00	03/01/2009	03/01/2027
Alamo	1,000,000.00	1,000,000.00	03/01/2018	03/01/2037
Aledo	675,000.00	620,000.00	08/15/2013	08/15/2042
Aledo	2,110,000.00	1,900,000.00	08/15/2013	08/15/2042
Aledo	3,345,000.00	3,020,000.00	08/15/2013	08/15/2042
Aledo	1,900,000.00	1,675,000.00	08/15/2013	08/15/2042
Alice	4,257,000.00	3,507,000.00	02/01/2013	02/01/2042
Alice	2,054,000.00	1,694,000.00	02/01/2013	02/01/2042
Alto	425,000.00	-	07/15/1998	07/15/2017
Alton	500,000.00	500,000.00	08/15/2018	08/15/2047
Alvord	390,000.00	-	10/01/1997	10/01/2016
Alvord	420,000.00	165,000.00	10/01/2005	10/01/2024
Amarillo	8,495,000.00	6,930,000.00	04/01/2014	04/01/2033
Anahuac	11,440,000.00	11,440,000.00	10/15/2018	10/15/2047
Angelina & Neches RA	205,000.00	165,000.00	10/01/2015	10/01/2024
Angelina & Neches RA	1,820,000.00	1,820,000.00	10/01/2017	10/01/2045
Anthony	4,000,000.00	3,520,000.00	08/15/2012	08/15/2039
Aqua WSC	54,530.00	38,130.00	04/15/2014	03/15/2024
Aransas Pass	1,115,000.00	535,000.00	02/01/2006	02/01/2025
Arcola	1,380,000.00	1,130,000.00	03/01/2009	03/01/2038
Arlington	13,885,000.00	9,025,000.00	06/01/2011	06/01/2030
Arlington	3,430,000.00	2,905,000.00	06/01/2015	06/01/2034
Arlington	2,080,000.00	1,975,000.00	06/01/2017	06/01/2036
Arlington	4,775,000.00	4,775,000.00	06/01/2018	06/01/2036
Austin	31,815,000.00	26,505,000.00	11/15/2012	11/15/2041
Azle	13,595,000.00	10,285,000.00	02/01/2013	02/01/2030
Bacliff MUD	4,890,000.00	2,000,000.00	09/01/2004	09/01/2023
Bacliff MUD	4,890,000.00	2,510,000.00	09/01/2006	09/01/2025
Bayview MUD	490,000.00	-	09/01/1998	09/01/2016
Bedford	630,000.00	480,000.00	02/01/2013	02/01/2032
Bell Co WCID # 2	1,055,000.00	775,000.00	09/01/2010	09/01/2029

**Texas Water Development Board**  
**Schedule 6 - Loans and Contracts**

For the Fiscal Year Ended August 31, 2017

Recipient	Original Amount	Outstanding Balance	Due From	Due To
Bells	130,000.00	10,000.00	02/15/2000	02/15/2018
Blossom	275,000.00	40,000.00	01/01/2000	01/01/2019
Bonham	1,675,000.00	740,000.00	02/15/2007	02/15/2026
Bonham	3,800,000.00	3,800,000.00	02/15/2018	02/15/2046
Brady	1,210,000.00	980,000.00	09/01/2015	09/01/2024
Breckenridge	840,000.00	765,000.00	03/15/2015	03/15/2044
Bridgeport	2,365,000.00	655,000.00	08/15/2004	08/15/2023
Brownsboro	700,000.00	285,000.00	08/15/2005	08/15/2024
Bryan	1,270,000.00	285,000.00	07/01/2010	07/01/2019
Bryan	15,685,000.00	13,580,000.00	07/01/2012	07/01/2030
Buffalo Gap	400,000.00	350,000.00	11/15/2012	11/15/2041
Burnet	11,425,000.00	9,055,000.00	02/01/2012	02/01/2040
Burnet	9,900,000.00	8,520,000.00	02/01/2014	02/01/2042
Caddo Mills	4,430,000.00	3,970,000.00	08/15/2014	08/15/2041
Cameron	710,000.00	310,000.00	02/01/2005	02/01/2024
Cameron	1,800,000.00	825,000.00	02/01/2006	02/01/2024
Cameron	860,000.00	680,000.00	03/01/2013	03/01/2032
Cameron	12,000,000.00	11,560,000.00	03/01/2017	03/01/2042
Campbell	240,000.00	35,000.00	08/15/2000	08/15/2019
Castroville	375,000.00	235,000.00	02/01/2014	02/01/2023
Castroville	3,050,000.00	2,750,000.00	08/01/2016	08/01/2035
Castroville	9,050,000.00	8,475,000.00	08/01/2016	08/01/2045
Celina	4,480,000.00	705,000.00	09/01/2009	09/01/2028
Center	2,070,000.00	1,850,000.00	02/15/2014	02/15/2035
Cibolo Creek MA	1,500,000.00	425,000.00	07/10/2003	07/10/2022
Cibolo Creek MA	2,745,000.00	2,010,000.00	07/10/2011	07/10/2031
Cibolo Creek MA	24,440,000.00	20,600,000.00	07/10/2013	07/10/2037
Cisco	475,000.00	340,000.00	02/15/2015	08/15/2024
Cleveland	555,000.00	385,000.00	03/01/2010	03/01/2029
Cleveland	2,360,000.00	1,765,000.00	03/01/2012	03/01/2031
Comanche	755,000.00	720,000.00	09/01/2015	09/01/2044
Commerce	2,005,000.00	1,000,000.00	08/15/2008	08/15/2027
Commerce	3,490,000.00	2,685,000.00	02/15/2011	02/15/2040
Cotulla	3,350,000.00	3,350,000.00	02/01/2020	02/01/2047
Cranfills Gap	605,000.00	200,000.00	09/01/2002	09/01/2021
Cushing	510,000.00	490,000.00	09/01/2015	09/01/2044
Deer Park	5,000,000.00	250,000.00	03/01/2004	03/01/2023
Del Rio	5,000,000.00	4,485,000.00	06/01/2013	06/01/2042
DeLeon	2,350,000.00	1,390,000.00	02/15/2010	02/15/2029
Dell City	75,000.00	60,000.00	02/15/2015	02/15/2024
Detroit	925,000.00	215,000.00	07/01/2002	07/01/2020
Eagle Pass	10,110,000.00	2,930,000.00	12/01/2005	12/01/2024
Eagle Pass	700,000.00	35,000.00	12/01/2004	12/01/2023
Early	8,365,000.00	8,290,000.00	02/15/2017	02/15/2046
East Cedar Creek FWSD	1,500,000.00	725,000.00	01/01/2006	01/01/2025
Eastland	975,000.00	675,000.00	02/15/2010	02/15/2029
Edcouch	1,055,000.00	950,000.00	01/01/2014	01/01/2042
Edinburg	4,020,000.00	2,725,000.00	03/01/2010	03/01/2029
El Campo	150,000.00	120,000.00	02/01/2016	02/01/2025
El Paso	14,000,000.00	11,735,000.00	03/01/2010	03/01/2029
El Paso	22,000,000.00	18,450,000.00	03/01/2010	03/01/2029
El Paso	2,163,000.00	1,508,000.00	03/01/2012	03/01/2031
Eldorado	1,200,000.00	1,020,000.00	08/01/2014	08/01/2035
Eldorado	575,000.00	550,000.00	08/01/2017	08/01/2036

**Texas Water Development Board**  
**Schedule 6 - Loans and Contracts**  
For the Fiscal Year Ended August 31, 2017

Recipient	Original Amount	Outstanding Balance	Due From	Due To
Eules	2,380,000.00	2,260,000.00	07/15/2017	07/15/2035
Evadale WCID # 1	1,550,000.00	510,000.00	07/01/2003	07/01/2022
Fairfield	4,415,000.00	1,565,000.00	09/01/2003	09/01/2022
Fort Bend Co FWSD # 1	6,935,000.00	3,895,000.00	08/15/2008	08/15/2027
Fort Bend Co FWSD # 1	5,285,000.00	4,540,000.00	08/15/2012	08/15/2039
Fort Worth	33,560,000.00	19,380,000.00	03/01/2009	03/01/2027
Fort Worth	28,000,000.00	19,125,000.00	02/15/2011	02/15/2030
Fort Worth	39,000,000.00	35,330,000.00	02/15/2016	02/15/2035
Fort Worth	16,045,000.00	16,045,000.00	02/15/2018	02/15/2047
Grand Prairie	1,805,000.00	605,000.00	01/15/2014	01/15/2019
Grand Prairie	5,110,000.00	5,110,000.00	01/15/2018	01/15/2030
Greater Texoma UA	300,000.00	-	04/01/1998	04/01/2017
Greater Texoma UA	155,000.00	10,000.00	04/01/1999	04/01/2018
Greater Texoma UA	500,000.00	185,000.00	07/01/2001	07/01/2020
Greater Texoma UA	865,000.00	-	10/01/2003	10/01/2021
Greater Texoma UA	400,000.00	220,000.00	06/01/2007	06/01/2026
Greater Texoma UA	3,870,000.00	2,095,000.00	06/01/2007	06/01/2026
Greater Texoma UA	3,430,000.00	2,215,000.00	06/01/2009	06/01/2028
Greater Texoma UA	3,710,000.00	2,355,000.00	10/01/2008	10/01/2027
Greater Texoma UA	2,705,000.00	1,980,000.00	10/01/2010	10/01/2029
Greater Texoma UA	3,975,000.00	3,105,000.00	10/01/2011	10/01/2029
Greater Texoma UA	1,400,000.00	1,035,000.00	06/01/2011	06/01/2029
Greater Texoma UA	2,825,000.00	2,635,000.00	08/15/2013	08/15/2041
Greater Texoma UA	1,730,000.00	1,525,000.00	06/01/2015	06/01/2034
Greater Texoma UA	2,085,000.00	1,940,000.00	08/15/2015	08/15/2041
Greater Texoma UA	1,780,000.00	1,615,000.00	10/01/2015	10/01/2034
Greater Texoma UA	3,560,000.00	3,430,000.00	10/01/2016	10/01/2035
Greater Texoma UA	640,000.00	615,000.00	10/01/2016	10/01/2035
Greater Texoma UA	165,000.00	165,000.00	10/01/2017	10/01/2041
Greenville	20,000,000.00	13,945,000.00	02/15/2011	02/15/2030
Groesbeck	2,000,000.00	1,000,000.00	02/15/2008	02/15/2027
Groves	715,000.00	-	09/01/2007	09/01/2026
Groves	5,000,000.00	-	09/01/2008	09/01/2027
Harris Co FWSD # 47	4,365,000.00	3,140,000.00	09/01/2010	09/01/2028
Harris Co MUD # 33	2,195,000.00	2,045,000.00	03/01/2013	03/01/2036
Harris Co MUD # 46	2,275,000.00	2,060,000.00	05/01/2010	05/01/2032
Harris Co MUD # 50	1,500,000.00	945,000.00	03/01/2009	03/01/2028
Harris Co MUD # 50	2,460,000.00	2,225,000.00	03/01/2016	03/01/2034
Harris Co MUD # 148	2,855,000.00	2,060,000.00	04/01/2012	04/01/2031
Harris Co WCID # 36	5,000,000.00	3,450,000.00	09/15/2010	09/15/2028
Harris Co WCID # 89	7,565,000.00	3,900,000.00	10/01/2010	10/01/2029
Hidalgo Co MUD # 1	3,520,000.00	2,600,000.00	02/15/2010	02/15/2039
Hidalgo Co MUD # 1	1,500,000.00	1,170,000.00	02/15/2013	02/15/2032
Hillcrest Village	300,000.00	40,000.00	03/15/2001	03/15/2019
Honey Grove	1,000,000.00	210,000.00	09/01/2000	09/01/2019
Houston	45,050,000.00	39,545,000.00	11/15/2008	11/15/2037
Houston	52,650,000.00	46,185,000.00	11/15/2008	11/15/2037
Houston	61,545,000.00	55,160,000.00	11/15/2009	11/15/2038
Houston	15,110,000.00	12,365,000.00	11/15/2010	11/15/2039
Houston	22,795,000.00	21,555,000.00	11/15/2011	11/15/2040
Houston	58,245,000.00	55,390,000.00	11/15/2011	11/15/2040
Houston	49,900,000.00	43,880,000.00	11/15/2013	11/15/2042
Houston	48,750,000.00	43,080,000.00	11/15/2013	11/15/2042
Houston	65,000,000.00	59,855,000.00	11/15/2014	11/15/2043

**Texas Water Development Board**  
**Schedule 6 - Loans and Contracts**

For the Fiscal Year Ended August 31, 2017

Recipient	Original Amount	Outstanding Balance	Due From	Due To
Houston	55,005,000.00	51,685,000.00	11/15/2015	11/15/2044
Houston	63,435,000.00	61,510,000.00	11/15/2016	11/15/2045
Houston	65,750,000.00	65,750,000.00	11/15/2018	11/15/2046
Hudson	410,000.00	375,000.00	08/15/2016	08/15/2045
Hudson	3,735,000.00	3,735,000.00	08/15/2018	08/15/2036
Huntington	125,000.00	95,000.00	02/01/2015	02/01/2024
Huntington	1,180,000.00	1,180,000.00	02/01/2018	02/01/2037
Hutto	2,520,000.00	2,115,000.00	08/01/2013	08/01/2036
Hutto	21,740,000.00	20,890,000.00	08/01/2017	08/01/2039
Ingram	175,000.00	115,000.00	02/15/2014	02/15/2023
Ingram	1,185,000.00	1,145,000.00	02/15/2016	02/15/2043
Ingram	803,000.00	610,000.00	02/15/2011	02/15/2040
Jarrell	7,895,000.00	5,370,000.00	08/01/2007	08/01/2026
Jarrell	1,520,000.00	1,305,000.00	08/01/2010	08/01/2038
Jarrell	12,000,000.00	12,000,000.00	08/01/2018	08/01/2042
Jefferson	1,630,000.00	1,630,000.00	02/15/2018	02/15/2037
Jefferson Co WCID # 10	2,750,000.00	2,100,000.00	08/15/2011	08/15/2030
Jefferson Co WCID # 10	1,000,000.00	1,000,000.00	08/15/2018	08/15/2037
Johnson City	895,000.00	885,000.00	08/01/2016	08/01/2035
Keller	5,835,000.00	4,570,000.00	02/15/2013	02/15/2032
Kermit	4,595,000.00	2,780,000.00	02/15/2009	02/15/2028
Kerr County	570,000.00	310,000.00	02/15/2013	02/15/2022
Kerr County	185,000.00	185,000.00	02/15/2020	02/15/2041
Kerr County	5,110,000.00	5,110,000.00	02/15/2020	02/15/2041
Kirbyville	1,370,000.00	1,240,000.00	11/15/2016	11/15/2035
La Feria	385,000.00	220,000.00	09/15/2006	09/15/2025
La Joya	2,155,000.00	1,133,000.00	03/01/2008	03/01/2027
La Joya	4,565,000.00	3,480,000.00	09/01/2010	09/01/2039
La Porte	10,635,000.00	10,635,000.00	03/15/2018	03/15/2037
Laguna Madre WD	5,815,000.00	5,535,000.00	03/01/2017	03/01/2036
Lake Worth	290,000.00	192,000.00	02/01/2011	02/01/2030
Laredo	48,750,000.00	41,685,000.00	03/01/2013	03/01/2042
Laredo	22,075,000.00	20,695,000.00	03/01/2016	03/01/2045
Liberty	8,100,000.00	4,890,000.00	03/01/2009	03/01/2028
Liberty	900,000.00	810,000.00	03/01/2017	03/01/2026
Liberty Hill	1,345,000.00	860,000.00	09/01/2008	09/01/2027
Liberty Hill	6,785,000.00	4,335,000.00	09/01/2008	09/01/2027
Littlefield	1,910,000.00	1,115,000.00	02/15/2008	02/15/2027
Loraine	665,000.00	260,000.00	09/01/2004	09/01/2023
Lorena	2,260,000.00	1,450,000.00	07/01/2009	07/01/2028
Lorenzo	705,000.00	100,000.00	08/15/2000	08/15/2019
Los Fresnos	4,975,000.00	4,405,000.00	02/01/2010	02/01/2039
Los Fresnos	820,000.00	745,000.00	02/01/2016	02/01/2025
Lower Valley WD	20,600,000.00	12,870,000.00	09/15/2008	09/15/2027
Lubbock	35,000,000.00	35,000,000.00	02/15/2018	02/15/2037
Macedonia Eylau MUD	225,000.00	15,000.00	07/01/1999	07/01/2018
Marfa	1,265,000.00	750,000.00	03/15/2009	03/15/2026
Marlin	2,255,000.00	1,610,000.00	07/01/2007	07/01/2026
Marlin	3,000,000.00	2,970,000.00	07/01/2014	07/01/2042
Mart	810,000.00	180,000.00	09/01/1999	09/01/2018
McAllen	1,190,000.00	635,000.00	02/01/2013	02/01/2022
McAllen	6,655,000.00	5,995,000.00	02/01/2014	02/01/2043
McAllen	2,995,000.00	1,840,000.00	02/01/2014	02/01/2023
McAllen	40,000,000.00	38,580,000.00	02/01/2016	02/01/2045

**Texas Water Development Board**  
**Schedule 6 - Loans and Contracts**

For the Fiscal Year Ended August 31, 2017

Recipient	Original Amount	Outstanding Balance	Due From	Due To
McAllen	7,110,000.00	7,110,000.00	02/01/2018	02/01/2047
McAllen	39,485,000.00	31,130,000.00	02/01/2011	02/01/2040
Memorial Point UD	2,045,000.00	2,045,000.00	04/01/2018	04/01/2036
Mercedes	1,265,000.00	565,000.00	02/15/2008	02/15/2027
Mercedes	7,530,000.00	5,055,000.00	02/15/2010	02/15/2029
Mercedes	3,255,000.00	2,775,000.00	02/15/2015	02/15/2033
Mission	16,140,000.00	15,650,000.00	02/15/2017	02/15/2044
Montgomery	1,090,000.00	1,090,000.00	03/01/2018	03/01/2037
Montgomery Co MUD # 15	815,000.00	-	03/01/1998	03/01/2017
Montgomery Co MUD # 15	675,000.00	-	03/01/1999	03/01/2017
Mount Calm	100,000.00	15,000.00	09/01/2000	09/01/2019
Mount Vernon	525,000.00	460,000.00	09/01/2014	09/01/2043
Nacogdoches	10,365,000.00	4,375,000.00	03/01/2006	03/01/2025
Newton	1,855,000.00	245,000.00	03/15/2000	03/15/2019
North Fort Bend WA	9,420,000.00	9,420,000.00	12/15/2018	12/15/2040
NW Harris Co MUD # 22	3,080,000.00	2,730,000.00	04/01/2016	04/01/2030
Oak Ridge North	4,600,000.00	4,055,000.00	04/01/2012	04/01/2034
Olney	285,000.00	230,000.00	09/01/2015	09/01/2024
Olney	2,440,000.00	2,440,000.00	09/01/2017	09/01/2046
Orange Co WCID # 1	2,500,000.00	1,705,000.00	02/15/2010	02/15/2029
Orange Co WCID # 1	11,115,000.00	10,065,000.00	02/15/2012	02/15/2031
Orange Co WCID # 1	13,610,000.00	10,840,000.00	08/15/2012	08/15/2031
Orange Co WCID # 2	500,000.00	300,000.00	03/01/2014	03/01/2023
Paducah	945,000.00	785,000.00	02/15/2010	02/15/2038
Palestine	3,745,000.00	1,710,000.00	07/15/2005	07/15/2022
Palestine	860,000.00	410,000.00	07/15/2007	07/15/2025
Palestine	4,665,000.00	2,580,000.00	07/15/2008	07/15/2027
Palestine	600,000.00	400,000.00	07/15/2010	07/15/2029
Panhandle	1,875,000.00	-	02/15/2003	02/15/2022
Pearland	11,100,000.00	11,100,000.00	09/01/2017	09/01/2025
Pearland	50,100,000.00	50,100,000.00	09/01/2017	09/01/2045
Pecos City	6,870,000.00	4,675,000.00	03/15/2010	03/15/2034
Pharr	29,000,000.00	21,435,000.00	09/01/2008	09/01/2027
Pine Village PUD	845,000.00	570,000.00	03/01/2001	03/01/2020
Point	1,370,000.00	540,000.00	07/01/2006	07/01/2025
Port Arthur	6,995,000.00	5,625,000.00	02/15/2016	02/15/2025
Ralls	130,000.00	105,000.00	02/01/2015	02/01/2024
Ranger	300,000.00	180,000.00	02/15/2014	02/15/2023
Raymondville	1,365,000.00	1,085,000.00	04/01/2011	04/01/2040
Redwater	470,000.00	255,000.00	06/01/2007	06/01/2026
Rio Grande City	2,885,000.00	1,885,000.00	02/15/2011	02/15/2030
Rio Grande City	1,930,000.00	1,640,000.00	02/15/2014	02/15/2033
River Oaks	7,000,000.00	7,000,000.00	06/15/2018	06/15/2047
Riviera WCID	280,000.00	-	11/01/1997	11/01/2016
Robstown	2,635,000.00	2,430,000.00	12/01/2012	12/01/2041
Robstown	490,000.00	450,000.00	12/01/2015	12/01/2035
Rockdale	6,300,000.00	-	08/15/2006	08/15/2025
Rogers	2,160,000.00	2,160,000.00	08/15/2019	08/15/2047
Rogers	240,000.00	240,000.00	08/15/2019	08/15/2032
Roma	3,035,000.00	640,000.00	05/01/2001	05/01/2020
Roma	1,150,000.00	495,000.00	05/01/2005	05/01/2024
Roscoe	1,560,000.00	760,000.00	02/15/2008	02/15/2027
Roscoe	1,040,000.00	1,000,000.00	02/15/2016	02/15/2045
Rosenberg	410,000.00	248,000.00	08/01/2010	08/01/2029

**Texas Water Development Board**  
**Schedule 6 - Loans and Contracts**  
For the Fiscal Year Ended August 31, 2017

Recipient	Original Amount	Outstanding Balance	Due From	Due To
Roxton	1,000,000.00	600,000.00	07/01/2008	07/01/2027
Sabinal	600,000.00	240,000.00	08/15/2012	08/15/2031
San Antonio River Authority	4,300,000.00	3,040,000.00	01/01/2015	01/01/2024
San Antonio Water System	35,375,000.00	-	05/15/2008	05/15/2027
San Antonio Water System	23,260,000.00	18,640,000.00	05/15/2009	05/15/2038
San Antonio Water System	8,070,000.00	4,435,000.00	05/15/2008	05/15/2027
San Antonio Water System	30,000,000.00	23,450,000.00	05/15/2009	05/15/2038
San Antonio Water System	17,930,000.00	14,560,000.00	05/15/2011	05/15/2040
San Antonio Water System	54,300,000.00	43,950,000.00	05/15/2010	05/15/2039
San Antonio Water System	18,095,000.00	15,480,000.00	05/15/2012	05/15/2041
San Antonio Water System	19,630,000.00	16,725,000.00	05/15/2013	05/15/2042
San Antonio Water System	60,100,000.00	53,940,000.00	05/15/2014	05/15/2043
San Antonio Water System	38,260,000.00	35,050,000.00	05/15/2015	05/15/2044
San Antonio Water System	14,360,000.00	14,175,000.00	05/15/2017	05/15/2046
San Augustine	1,050,000.00	1,020,000.00	02/15/2012	02/15/2040
San Juan	2,180,000.00	-	03/01/2007	03/01/2026
San Juan	445,000.00	225,000.00	01/01/2013	01/01/2022
San Marcos	410,000.00	330,000.00	08/15/2015	08/15/2025
San Marcos	4,760,000.00	4,760,000.00	08/15/2018	08/15/2037
San Marcos	1,000,000.00	1,000,000.00	08/15/2018	08/15/2037
San Patricio MWD	3,050,000.00	-	02/01/2000	02/01/2018
Seminole	2,960,000.00	2,180,000.00	02/15/2011	02/15/2034
Sequoia ID	1,380,000.00	1,315,000.00	04/01/2017	04/01/2035
Sonora	6,000,000.00	4,220,000.00	12/01/2010	12/01/2029
Springtown	3,930,000.00	3,555,000.00	08/15/2014	08/15/2032
Stamford	265,000.00	85,000.00	02/15/2006	02/15/2025
Sulphur Springs	18,200,000.00	18,200,000.00	09/01/2017	09/01/2046
Taft	5,780,000.00	4,815,000.00	03/01/2013	03/01/2042
Taylor Landing	710,000.00	485,000.00	09/01/2009	09/01/2028
Tioga	300,000.00	25,000.00	04/01/1999	04/01/2018
Travis Co WCID - Point Venture	1,460,000.00	-	08/15/1999	08/15/2018
Trinidad	400,000.00	255,000.00	01/01/2009	01/01/2027
Trinity River Authority	120,000,000.00	-	08/01/2010	08/01/2027
Trinity River Authority	90,000,000.00	89,960,000.00	08/01/2010	08/01/2028
Trinity River Authority	86,780,000.00	86,745,000.00	08/01/2011	08/01/2030
Trinity River Authority	47,595,000.00	-	02/01/2009	02/01/2027
Trinity River Authority	46,190,000.00	-	08/01/2010	08/01/2027
Trinity River Authority	24,800,000.00	20,565,000.00	02/01/2010	02/01/2028
Trinity River Authority	7,760,000.00	6,990,000.00	02/01/2012	02/01/2036
Trinity River Authority	1,775,000.00	1,415,000.00	08/01/2013	08/01/2032
Trinity River Authority	19,465,000.00	18,465,000.00	02/01/2013	02/01/2038
Trinity River Authority	3,070,000.00	2,730,000.00	08/01/2014	08/01/2038
Trinity River Authority	8,280,000.00	7,235,000.00	02/01/2012	02/01/2031
Trinity River Authority	107,180,000.00	104,285,000.00	08/01/2012	08/01/2034
Trinity River Authority	23,410,000.00	21,030,000.00	08/01/2012	08/01/2036
Trinity River Authority	127,005,000.00	123,005,000.00	08/01/2014	08/01/2043
Trinity River Authority	7,050,000.00	6,840,000.00	08/01/2013	08/01/2031
Trinity River Authority	71,000,000.00	69,785,000.00	08/01/2014	08/01/2033
Trinity River Authority	23,765,000.00	21,985,000.00	02/01/2015	02/01/2032
Trinity River Authority	11,710,000.00	10,575,000.00	02/01/2015	02/01/2033
Trinity River Authority	26,540,000.00	24,275,000.00	08/01/2015	08/01/2034
Trinity River Authority	1,150,000.00	1,060,000.00	08/01/2012	08/01/2031
Trinity River Authority	7,945,000.00	7,075,000.00	08/01/2014	08/01/2038
Trinity River Authority	30,345,000.00	26,060,000.00	08/01/2014	08/01/2032

**Texas Water Development Board**  
**Schedule 6 - Loans and Contracts**

For the Fiscal Year Ended August 31, 2017

Recipient	Original Amount	Outstanding Balance	Due From	Due To
Trinity River Authority	14,000,000.00	12,755,000.00	02/01/2014	02/01/2038
Trinity River Authority	28,900,000.00	24,820,000.00	08/01/2014	08/01/2032
Trinity River Authority	45,370,000.00	38,965,000.00	08/01/2014	08/01/2032
Trinity River Authority	14,035,000.00	13,515,000.00	02/01/2016	02/01/2040
Victoria Co WCID # 1	1,280,000.00	-	03/01/1999	03/01/2018
Vinton	825,000.00	802,000.00	08/15/2017	08/15/2046
Weatherford	11,220,000.00	11,220,000.00	09/01/2017	09/01/2036
Wells Branch MUD	1,400,000.00	195,000.00	08/01/2000	08/01/2019
West Tawakoni	115,000.00	73,000.00	02/01/2014	02/01/2023
Westwood Shores MUD	1,825,000.00	1,515,000.00	05/01/2014	05/01/2030
Whitesboro	2,725,000.00	915,000.00	08/15/2003	08/15/2022
Wichita Falls	33,545,000.00	31,695,000.00	03/01/2016	03/01/2045
Willis	1,355,000.00	1,325,000.00	08/01/2012	08/01/2031
Wilson	1,705,000.00	1,340,000.00	02/15/2011	02/15/2039
Wimberley	650,000.00	285,000.00	08/01/2014	08/01/2020
Winnsboro	1,050,000.00	505,000.00	02/15/2007	02/15/2026
Winnsboro	1,040,000.00	940,000.00	08/15/2016	08/15/2035
Winters	655,000.00	410,000.00	10/01/2009	10/01/2028
Yoakum	5,000,000.00	3,760,000.00	08/15/2009	08/15/2028
Yoakum	2,500,000.00	1,580,000.00	08/15/2010	08/15/2031
Zapata County	6,415,000.00	4,805,000.00	02/15/2013	02/15/2032
<b>Total - Clean Water State Revolving Fund</b>	<b>\$ 3,252,051,530.00</b>	<b>\$ 2,595,825,130.00</b>		

**Drinking Water State Revolving Fund**

Abilene	\$ 2,500,000.00	\$ 2,020,000.00	02/15/2014	02/15/2033
Agua SUD	3,967,000.00	3,020,000.00	08/01/2011	08/01/2040
Agua SUD	3,565,000.00	3,100,000.00	08/01/2015	08/01/2034
Aledo	5,765,000.00	3,545,000.00	08/15/2009	08/15/2028
Alpine	4,131,000.00	2,613,000.00	03/01/2007	03/01/2036
Altoga WSC	1,059,999.96	899,999.96	06/01/2013	06/01/2032
Alvord	360,000.00	150,000.00	10/01/2004	10/01/2023
Alvord	360,000.00	190,000.00	10/01/2006	10/01/2025
Amarillo	1,310,000.00	795,000.00	04/01/2014	04/01/2023
Amarillo	17,195,000.00	15,490,000.00	04/01/2016	04/01/2035
Amarillo	18,075,000.00	12,670,000.00	05/15/2012	05/15/2031
Anahuac	700,000.00	140,000.00	08/01/2006	08/01/2025
Anahuac	5,175,000.00	5,175,000.00	10/15/2018	10/15/2047
Anthony	980,000.00	980,000.00	02/15/2018	02/15/2046
Anthony	735,000.00	522,000.00	02/15/2015	02/15/2024
Arlington	38,000,000.00	20,900,000.00	06/01/2009	06/01/2028
Ballinger	3,865,000.00	2,695,000.00	06/01/2009	06/01/2038
Ballinger	605,000.00	545,000.00	06/01/2017	06/01/2026
Bandera Co FWSD # 1	585,000.00	545,000.00	08/15/2016	08/15/2035
Bangs	231,000.00	133,000.00	02/15/2015	02/15/2021
Baytown Area WA	9,975,000.00	3,505,000.00	05/01/2007	05/01/2026
Beechwood WSC	1,369,000.00	985,000.00	07/01/2009	07/01/2038
Beeville	3,300,000.00	3,145,000.00	02/15/2017	02/15/2036
Benton City WSC	145,000.00	81,000.00	10/01/2001	10/01/2030
Bistone Municipal WSD	6,130,000.00	5,325,000.00	06/01/2015	06/01/2034
Blossom	600,000.00	565,000.00	01/01/2011	01/01/2039
Bolivar Peninsula SUD	840,000.00	740,000.00	02/15/2010	02/15/2036
Bolivar Peninsula SUD	5,070,000.00	4,645,000.00	02/15/2010	02/15/2038
Bolivar Peninsula SUD	1,200,000.00	995,000.00	02/15/2010	02/15/2027
Bolivar Peninsula SUD	2,360,000.00	2,000,000.00	02/15/2010	02/15/2028



**Texas Water Development Board**  
**Schedule 6 - Loans and Contracts**

For the Fiscal Year Ended August 31, 2017

Recipient	Original Amount	Outstanding Balance	Due From	Due To
Bonham	7,355,000.00	4,655,000.00	02/15/2007	02/15/2036
Brady	6,115,000.00	2,940,000.00	05/01/2002	05/01/2031
Brady	350,000.00	280,000.00	09/01/2015	09/01/2024
Brazosport WA	15,500,000.00	14,050,000.00	09/01/2015	09/01/2034
Breckenridge	2,380,000.00	2,280,000.00	03/15/2016	03/15/2045
Breckenridge	1,680,000.00	1,545,000.00	03/15/2015	03/15/2044
Bright Star-Salem SUD	5,930,000.00	4,625,000.00	09/01/2011	09/01/2030
Brown Co WID # 1	20,490,000.00	12,510,000.00	02/01/2009	02/01/2028
Brownwood	6,335,000.00	3,035,000.00	03/15/2006	03/15/2025
Burleson Co MUD # 1	1,440,000.00	1,042,000.00	06/01/2005	06/01/2034
Burleson Co MUD # 1	120,000.00	80,000.00	06/01/2006	06/01/2035
Bumet	110,000.00	60,000.00	08/15/2013	08/15/2022
Cameron	9,305,000.00	8,975,000.00	03/01/2017	03/01/2042
Carbon	95,000.00	89,000.00	02/15/2016	02/15/2035
Castroville	350,000.00	210,000.00	02/01/2014	02/01/2023
Castroville	3,500,000.00	3,265,000.00	08/01/2016	08/01/2035
Central Texas WSC	22,340,000.00	14,276,522.00	03/15/2010	02/15/2030
Cisco	3,000,000.00	2,445,000.00	02/15/2010	02/15/2038
Cisco	2,200,000.00	1,575,000.00	02/15/2010	02/15/2038
Cockrell Hill	1,875,000.00	1,415,000.00	04/01/2012	04/01/2031
Coleman	5,025,000.00	3,665,000.00	04/01/2010	04/01/2039
Comanche	705,000.00	645,000.00	09/01/2014	09/01/2043
Commerce	2,274,000.00	1,869,000.00	02/15/2013	02/15/2040
Commerce	466,000.00	386,000.00	02/15/2013	02/15/2040
Corpus Christi	51,215,000.00	50,370,000.00	07/15/2017	07/15/2045
Coryell City WSD	2,000,000.00	2,000,000.00	10/01/2018	10/01/2037
Cottonwood Shores	1,395,000.00	1,395,000.00	05/01/2018	05/01/2037
Cotulla	3,920,000.00	3,920,000.00	02/01/2019	02/01/2047
Del Rio	6,220,000.00	1,870,000.00	06/01/2004	06/01/2022
Del Rio	9,645,000.00	6,995,000.00	06/01/2012	06/01/2040
Del Rio	5,845,000.00	622,000.00	06/01/2001	06/01/2020
Del Rio	5,400,000.00	1,080,000.00	06/01/2002	06/01/2021
DeLeon	80,000.00	60,000.00	02/15/2014	02/15/2023
DeLeon	520,000.00	480,000.00	02/15/2015	02/15/2043
Denton Co FWSD #1A	3,260,000.00	2,270,000.00	12/15/2011	12/15/2030
Deport	350,000.00	90,000.00	09/01/2001	09/01/2020
Eagle Pass	7,455,000.00	2,870,000.00	12/01/2003	12/01/2032
Eagle Pass	17,090,000.00	17,090,000.00	12/01/2018	12/01/2046
Eagle Pass	11,545,000.00	6,925,000.00	12/01/2005	12/01/2034
Eagle Pass	5,400,000.00	4,235,000.00	12/01/2004	12/01/2033
Eagle Pass Water Works System	5,795,000.00	5,450,000.00	12/01/2013	12/01/2042
East Cedar Creek FWSD	730,000.00	430,000.00	07/01/2008	07/01/2027
East Rio Hondo WSC	1,379,000.00	1,229,500.00	10/01/2014	09/01/2034
East Tawakoni	1,215,000.00	845,000.00	01/01/2008	01/01/2027
East Tawakoni	1,000,000.00	835,000.00	01/01/2012	01/01/2030
Eastland	2,385,000.00	1,770,000.00	12/01/2009	12/01/2036
Eastland Co WSD	3,495,000.00	3,285,000.00	01/01/2015	01/01/2044
Edgewood	835,000.00	765,000.00	05/01/2011	05/01/2039
Edinburg	5,405,000.00	5,135,000.00	03/01/2017	03/01/2036
Edinburg	10,425,000.00	8,985,000.00	03/01/2015	03/01/2034
El Campo	375,000.00	263,000.00	02/01/2015	02/01/2024
El Jardin WSC	3,545,000.00	2,405,000.00	09/01/2004	09/01/2033
El Paso Co Tornillo WID	130,000.00	95,000.00	08/01/2011	08/01/2038
Eldorado	560,000.00	500,000.00	08/01/2015	08/01/2036

**Texas Water Development Board**  
**Schedule 6 - Loans and Contracts**

For the Fiscal Year Ended August 31, 2017

Recipient	Original Amount	Outstanding Balance	Due From	Due To
Emory	720,000.00	597,000.00	07/01/2014	07/01/2033
Eules	4,685,000.00	4,245,000.00	07/15/2016	07/15/2035
Fayetteville	200,000.00	180,000.00	08/01/2016	08/01/2035
Flaton	660,000.00	310,000.00	09/01/2007	09/01/2026
Fort Worth	49,585,000.00	29,315,000.00	03/01/2009	03/01/2027
Fort Worth	40,000,000.00	27,290,000.00	02/15/2011	02/15/2030
Fort Worth	16,145,000.00	10,475,000.00	02/15/2011	02/15/2030
G-M WSC	2,970,000.00	2,521,800.00	03/15/2010	02/15/2040
Golden WSC	1,070,000.00	-	07/01/2008	07/01/2027
Goldthwaite	1,480,000.00	1,410,000.00	11/01/2015	11/01/2044
Gorman	140,000.00	126,000.00	03/01/2016	03/01/2030
Granbury	16,430,000.00	16,215,000.00	08/15/2017	08/15/2045
Granbury	2,720,000.00	2,720,000.00	08/15/2018	08/15/2027
Granbury	15,000,000.00	15,000,000.00	08/15/2018	08/15/2037
Grand Prairie	4,000,000.00	3,280,000.00	01/15/2015	01/15/2030
Greater Texoma UA	325,000.00	65,000.00	10/01/1999	10/01/2018
Greater Texoma UA	1,745,000.00	1,005,000.00	06/01/2008	06/01/2027
Greater Texoma UA	485,000.00	350,000.00	06/01/2015	06/01/2024
Greater Texoma UA	3,695,000.00	3,305,000.00	08/15/2015	08/15/2034
Greater Texoma UA	2,515,000.00	2,235,000.00	10/01/2016	10/01/2024
Greater Texoma UA	2,875,000.00	2,715,000.00	06/01/2016	06/01/2034
Greater Texoma UA	27,310,000.00	26,030,000.00	10/01/2016	10/01/2035
Greater Texoma UA	2,125,000.00	2,115,000.00	08/15/2017	08/15/2037
Greater Texoma UA	7,155,000.00	7,155,000.00	10/01/2018	10/01/2037
Greenville	305,000.00	200,000.00	02/15/2011	02/15/2029
Groesbeck	1,025,000.00	640,000.00	08/15/2007	08/15/2036
Groesbeck	2,150,000.00	1,646,000.00	02/15/2011	02/15/2040
Hamlin	5,500,000.00	2,660,000.00	03/01/2002	03/01/2031
Harris Co MUD #50	2,470,000.00	2,360,000.00	03/01/2017	03/01/2035
Harris Co MUD #148	2,710,000.00	2,105,000.00	04/01/2012	04/01/2031
Harris Co WCID #36	3,885,000.00	3,565,000.00	09/01/2015	09/01/2034
Harris Co WCID #36	5,000,000.00	3,180,000.00	09/15/2009	09/15/2027
Hico	1,520,000.00	1,345,000.00	08/15/2014	08/15/2042
Hidalgo Co MUD #1	5,605,000.00	4,165,000.00	02/15/2010	02/15/2039
Hondo	490,000.00	300,000.00	02/01/2014	02/01/2023
Hondo	5,470,000.00	5,285,000.00	08/01/2017	08/01/2036
Honey Grove	2,700,000.00	2,700,000.00	09/01/2017	09/01/2045
Honey Grove	200,000.00	122,000.00	03/01/2014	03/01/2023
Houston	48,040,000.00	43,510,000.00	11/15/2015	11/15/2034
Houston Co WCID #1	5,940,000.00	4,655,000.00	08/01/2009	08/01/2038
Hubbard	1,500,000.00	1,360,000.00	02/15/2014	02/15/2043
Jefferson	2,600,000.00	2,600,000.00	02/15/2018	02/15/2037
Karnes City	3,600,000.00	3,070,000.00	06/01/2011	06/01/2037
Kountze	930,000.00	345,000.00	03/15/2000	03/15/2024
La Feria	880,000.00	740,000.00	09/15/2013	09/15/2032
Ladonia	200,000.00	140,000.00	02/15/2015	02/15/2024
Lake Livingston WSSSC	3,130,000.00	3,030,000.00	12/01/2015	12/01/2034
Lake Livingston WSSSC	17,500,000.00	16,105,000.00	12/01/2010	12/01/2039
Lake Palo Pinto Area WSC	130,000.00	100,000.00	04/01/2015	04/01/2024
Lake Palo Pinto Area WSC	1,480,000.00	1,430,000.00	04/01/2017	04/01/2036
Lamar Co WSD	3,170,000.00	2,505,000.00	07/10/2008	07/10/2027
Lamar Co WSD	1,380,000.00	1,250,000.00	07/10/2012	07/10/2039
Laredo	5,500,000.00	5,175,000.00	03/01/2016	03/01/2045
Laredo	4,600,000.00	4,315,000.00	03/01/2016	03/01/2045

**Texas Water Development Board**  
**Schedule 6 - Loans and Contracts**

For the Fiscal Year Ended August 31, 2017

Recipient	Original Amount	Outstanding Balance	Due From	Due To
Lee Co FWSD #1	525,000.00	510,000.00	03/01/2017	03/01/2046
Liberty	915,000.00	825,000.00	03/01/2017	03/01/2026
Los Fresnos	1,000,000.00	925,000.00	02/01/2016	02/01/2025
Lower Neches Valley Authority	18,495,000.00	17,170,000.00	08/01/2009	08/01/2035
Lower Valley WD	10,175,000.00	170,000.00	09/15/2010	09/15/2029
Marin	10,380,000.00	7,900,000.00	07/01/2007	07/01/2036
Marin	1,680,000.00	1,660,000.00	07/01/2015	07/01/2042
Melvin	180,000.00	180,000.00	09/01/2018	09/01/2047
Menard	550,000.00	330,000.00	03/01/2014	03/01/2023
Mexia	560,000.00	190,000.00	08/15/2003	08/15/2022
Mexia	605,000.00	265,000.00	08/15/2005	08/15/2024
Mexia	2,780,000.00	1,980,000.00	08/15/2010	08/15/2038
Mexia	960,000.00	680,000.00	08/15/2010	08/15/2038
Midlothian	25,010,000.00	16,425,000.00	09/01/2009	09/01/2028
Millersview-Doole WSC	15,816,000.00	12,145,000.00	12/01/2005	12/01/2034
Mission	7,780,000.00	5,485,000.00	02/15/2011	02/15/2030
Montgomery	1,730,000.00	1,730,000.00	03/01/2018	03/01/2037
Moran	180,000.00	165,000.00	02/15/2015	02/15/2044
Mount Calm	331,000.00	143,000.00	03/01/2005	03/01/2024
Mount Pleasant	24,785,000.00	21,625,000.00	03/15/2009	03/15/2033
Mountain Peak SUD	995,000.00	645,000.00	12/01/2010	12/01/2029
Nacogdoches	7,770,000.00	3,880,000.00	03/01/2008	03/01/2027
North Central Texas MWA	5,500,000.00	4,760,000.00	07/10/2014	07/10/2043
North San Saba WSC	310,000.00	150,161.32	02/01/2012	01/01/2022
North San Saba WSC	335,000.00	312,500.00	01/01/2014	01/01/2044
Palmer	1,405,000.00	435,000.00	07/01/2003	07/01/2022
Paris	2,900,000.00	2,300,000.00	06/15/2014	06/15/2032
Pearland	10,225,000.00	10,225,000.00	09/01/2018	09/01/2027
Pearland	12,025,000.00	12,025,000.00	09/01/2018	09/01/2047
Pecos City	8,315,000.00	1,750,000.00	06/15/2001	06/15/2020
Pharr	13,310,000.00	10,320,000.00	09/01/2008	09/01/2027
Pharr	8,725,000.00	7,960,000.00	09/01/2014	09/01/2042
Port Arthur	2,080,000.00	1,670,000.00	02/15/2016	02/15/2025
Port Lavaca	1,535,000.00	-	02/15/2005	02/15/2024
Port Mansfield PUD	220,000.00	214,000.00	04/01/2017	04/01/2046
Porter SUD	1,590,000.00	970,000.00	06/01/2009	06/01/2028
Possum Kingdom WSC	1,625,000.00	1,190,000.00	12/15/2010	12/15/2029
Possum Kingdom WSC	4,700,000.00	1,845,000.00	12/15/2004	12/15/2023
Raymondville	2,145,000.00	1,995,000.00	04/01/2014	04/01/2033
Red River Co WSC	1,250,000.00	1,092,000.00	04/01/2014	04/01/2041
Reklaw	300,000.00	300,000.00	03/01/2018	03/01/2047
Reno	1,145,000.00	730,000.00	01/01/2005	01/01/2024
Reno	900,000.00	590,000.00	01/01/2006	01/01/2024
Rio Grande City	8,700,000.00	7,560,000.00	02/15/2011	02/15/2040
Rio Grande City	12,200,000.00	9,785,000.00	02/15/2011	02/15/2040
Rio Hondo	1,278,000.00	1,033,000.00	08/01/2014	08/01/2033
Rio Hondo	300,000.00	285,000.00	08/01/2017	08/01/2036
River Oaks	8,000,000.00	8,000,000.00	06/15/2018	06/15/2047
Robert Lee	758,000.00	678,000.00	12/01/2013	12/01/2042
Robert Lee	67,000.00	59,000.00	12/01/2013	12/01/2042
Rogers	2,205,000.00	2,205,000.00	08/15/2019	08/15/2047
Roma	2,327,000.00	967,000.00	11/01/2000	11/01/2029
Round Rock	12,000,000.00	6,740,000.00	08/01/2008	08/01/2026
San Antonio Water System	26,370,000.00	21,510,000.00	05/15/2014	05/15/2033

**Texas Water Development Board**  
**Schedule 6 - Loans and Contracts**

For the Fiscal Year Ended August 31, 2017

Recipient	Original Amount	Outstanding Balance	Due From	Due To
San Antonio Water System	22,400,000.00	19,245,000.00	05/15/2015	05/15/2034
San Antonio Water System	75,920,000.00	71,560,000.00	05/15/2016	05/15/2045
San Antonio Water System	12,500,000.00	12,335,000.00	05/15/2017	05/15/2046
San Juan	6,170,000.00	5,675,000.00	01/01/2015	01/01/2033
San Juan	1,400,000.00	1,205,000.00	01/01/2015	01/01/2033
San Saba	165,000.00	120,000.00	03/01/2015	03/01/2024
Santa Rosa	1,475,000.00	440,000.00	02/01/2007	02/01/2026
Seis Lagos UD	1,335,000.00	825,000.00	03/01/2008	03/01/2027
Seymour	2,115,000.00	2,115,000.00	03/01/2019	03/01/2048
Skyline Ranch Estates WSC	340,000.00	301,500.00	10/01/2014	09/01/2034
Smyer	135,000.00	120,000.00	02/15/2015	02/15/2034
Sonora	2,925,000.00	2,070,000.00	12/01/2010	12/01/2029
South Houston	2,010,000.00	1,435,000.00	03/01/2011	03/01/2030
Southmost Regional WA	3,795,000.00	2,790,000.00	09/01/2010	09/01/2029
Southmost Regional WA	9,295,000.00	7,125,000.00	09/01/2010	09/01/2039
Springs Hill WSC	1,100,000.00	935,000.00	11/01/2013	11/01/2032
Springs Hill WSC	3,130,000.00	2,194,000.00	11/01/2011	11/01/2030
Stamford	9,530,000.00	9,260,000.00	02/15/2017	02/15/2046
Stephens Regional SUD	1,740,000.00	1,565,000.00	08/15/2013	08/15/2042
Sunbelt FWSD	2,630,000.00	110,000.00	12/01/2002	12/01/2026
Surfside Beach	1,655,000.00	1,040,000.00	02/15/2009	02/15/2028
Sweetwater	1,935,000.00	1,650,000.00	08/15/2015	08/15/2033
Sweetwater	5,000,000.00	4,755,000.00	08/15/2017	08/15/2036
Tioga	580,000.00	415,000.00	04/01/2002	04/01/2031
Tioga	1,050,000.00	1,050,000.00	03/15/2019	03/15/2042
Trinidad	250,000.00	205,000.00	01/01/2009	01/01/2037
Troy	2,100,000.00	2,100,000.00	02/01/2019	02/01/2048
Tyler County SUD	1,250,000.00	870,000.00	09/01/2011	09/01/2040
Tyler County SUD	775,000.00	673,000.00	09/01/2011	09/01/2040
Union WSC	1,665,000.00	1,557,800.00	02/01/2014	02/01/2044
Upper Leon River MWD	775,000.00	560,000.00	05/01/2015	05/01/2024
Upper Leon River MWD	7,452,000.00	7,452,000.00	05/01/2018	05/01/2047
Upper Leon River MWD	1,863,000.00	1,863,000.00	05/01/2018	05/01/2047
Victoria Co WCID # 1	2,515,000.00	2,200,000.00	03/01/2010	03/01/2029
Wellborn SUD	3,500,000.00	2,450,000.00	07/15/2008	07/15/2027
Wellman	140,000.00	135,000.00	02/15/2017	02/15/2036
West Tawakoni	1,125,000.00	1,125,000.00	02/01/2018	02/01/2047
White River MWD	1,055,000.00	960,000.00	06/01/2014	06/01/2043
Willis	3,150,000.00	2,880,000.00	08/01/2014	08/01/2043
Willow Park	685,000.00	625,000.00	02/15/2016	02/15/2035
Willow Park	995,000.00	995,000.00	02/15/2018	02/15/2037
Winters	1,645,000.00	1,175,000.00	10/01/2009	10/01/2038
Winters	425,000.00	345,000.00	10/01/2015	10/01/2024
Wolfe City	1,015,000.00	835,000.00	09/15/2012	09/15/2041
Woodsboro	520,000.00	385,000.00	03/01/2009	03/01/2028
Wortham	280,000.00	229,000.00	08/15/2014	08/15/2033
Zapata County	14,808,000.00	11,345,000.00	02/15/2011	02/15/2040
Zavala Co WCID #1	760,000.00	690,000.00	01/01/2014	01/01/2043
<b>Total - Drinking Water State Revolving Fund</b>	<b>\$ 1,278,376,999.96</b>	<b>\$ 1,004,232,783.28</b>		
<b>Economically Distressed Areas Program</b>				
Airline ID	\$ 277,000.00	\$ 225,000.00	08/15/2016	08/15/2025
Alamo	279,000.00	153,000.00	03/01/2013	03/01/2022
Alpine	102,000.00	55,000.00	03/01/2013	03/01/2022

**Texas Water Development Board**  
**Schedule 6 - Loans and Contracts**

For the Fiscal Year Ended August 31, 2017

Recipient	Original Amount	Outstanding Balance	Due From	Due To
Asherton	155,000.00	134,000.00	07/01/2006	07/01/2025
Batesville WSC	213,000.00	99,680.25	12/01/2004	12/01/2023
Batesville WSC	50,000.00	29,512.81	10/01/2007	03/01/2026
Brownsville	601,000.00	369,000.00	09/01/2007	09/01/2026
Brownsville	840,000.00	720,000.00	09/01/2013	09/01/2032
Del Rio	533,000.00	124,000.00	06/01/2001	06/01/2020
Eagle Pass	389,000.00	61,000.00	12/01/1999	12/01/2018
East Aldine MD	577,000.00	463,000.00	02/15/2013	02/15/2032
Eden	1,000,000.00	750,000.00	12/01/2012	12/01/2031
El Paso Co Tornillo WID	410,000.00	295,000.00	08/01/2009	08/01/2030
Glen Rose	3,520,000.00	3,410,000.00	02/15/2017	02/15/2037
Glen Rose	370,000.00	160,000.00	08/15/2013	08/15/2022
Kosse	1,050,000.00	1,050,000.00	08/01/2018	08/01/2036
Kosse	225,000.00	140,000.00	08/01/2014	08/01/2023
La Feria	2,516,000.00	1,910,000.00	09/15/2010	09/15/2028
Laredo	915,000.00	608,000.00	03/01/2009	03/01/2028
Laredo	741,000.00	347,000.00	04/01/2005	04/01/2024
Laredo	7,500,000.00	3,245,000.00	03/01/2010	03/01/2029
Laredo	710,000.00	371,000.00	09/01/2005	09/01/2024
Los Fresnos	391,000.00	277,000.00	02/01/2010	02/01/2029
McAllen	217,000.00	139,000.00	02/01/2014	02/01/2023
Moore WSC	103,000.00	73,000.00	10/01/2010	10/01/2027
North Alamo WSC	646,000.00	593,200.00	08/01/2016	08/01/2035
Odem	260,000.00	175,000.00	02/01/2010	02/01/2027
Palo Pinto Co MWD #1	2,400,000.00	1,440,000.00	06/01/2010	06/01/2029
Pharr	1,762,000.00	1,692,000.00	09/01/2016	09/01/2035
Portland	193,000.00	158,000.00	09/01/2012	09/01/2031
Roma	530,000.00	270,000.00	09/01/2005	09/01/2024
Roma	343,000.00	212,000.00	09/01/2007	09/01/2026
Roma	1,151,000.00	711,000.00	09/01/2007	09/01/2026
Roma	283,000.00	187,000.00	08/01/2009	08/01/2028
San Juan	649,000.00	-	03/01/2003	03/01/2022
San Juan	249,000.00	-	03/01/2004	03/01/2023
San Juan	135,000.00	105,000.00	01/01/2015	01/01/2024
Skidmore WSC	420,000.00	225,000.00	06/15/2006	06/15/2025
Somervell Co WD	1,340,000.00	938,000.00	09/01/2011	09/01/2030
Somervell Co WD	700,000.00	540,000.00	09/01/2013	09/01/2030
South Newton WSC	87,000.00	59,000.00	03/15/2005	03/15/2029
Tahoka	1,871,000.00	1,871,000.00	02/15/2018	02/15/2037
Terrell Co WCID #1	380,000.00	117,000.00	02/15/2003	02/15/2021
Tynan WSC	31,000.00	15,846.42	07/01/2005	07/01/2024
Webb County	648,000.00	489,000.00	02/15/2009	02/15/2029
Zavala Co WCID #1	178,000.00	75,000.00	01/01/2003	01/01/2022
Zavala Co WCID #1	193,000.00	169,000.00	01/01/2014	01/01/2033
Zavala Co WCID #1	170,000.00	163,000.00	01/01/2011	01/01/2030
<b>Total - Economically Distressed Areas Program</b>	<b>\$ 38,303,000.00</b>	<b>\$ 25,413,239.48</b>		
<b>Rural Water Assistance Fund</b>				
Agua SUD	\$ 8,915,000.00	\$ 7,240,464.81	04/01/2008	09/01/2036
Agua SUD	1,000,000.00	816,023.69	01/01/2008	12/01/2037
Agua SUD	2,500,000.00	2,314,513.00	04/01/2010	03/01/2049
Aquilla WSD	1,875,000.00	-	09/01/2007	09/01/2030
Aquilla WSD	615,000.00	-	09/01/2008	09/01/2031
Atascosa Rural WSC	1,000,000.00	614,915.46	08/15/2007	07/15/2027

**Texas Water Development Board**  
**Schedule 6 - Loans and Contracts**

For the Fiscal Year Ended August 31, 2017

Recipient	Original Amount	Outstanding Balance	Due From	Due To
Baylor WSC	575,000.00	475,000.00	02/15/2014	02/15/2032
Bell-Milam-Falls WSC	1,225,000.00	709,900.00	08/15/2008	08/15/2027
Ben Wheeler WSC	458,000.00	400,923.20	01/15/2005	12/15/2044
Benton City WSC	3,300,000.00	2,785,000.00	03/01/2004	03/01/2042
Benton City WSC	1,270,000.00	945,000.00	03/01/2006	03/01/2033
Birome WSC	1,909,000.00	1,794,000.00	06/01/2011	06/01/2050
Birome WSC	665,000.00	627,934.00	02/01/2013	02/01/2052
Bitter Creek WSC	5,300,000.00	5,045,005.00	07/01/2013	06/01/2053
Bitter Creek WSC	700,000.00	659,200.00	07/01/2013	06/01/2053
Bitter Creek WSC	1,500,000.00	1,431,100.00	06/01/2015	05/01/2054
Bluebonnet WSC	1,500,000.00	1,381,145.00	01/15/2011	12/15/2050
Bluebonnet WSC	3,600,000.00	3,420,153.00	05/01/2013	05/01/2053
Brookesmith SUD	2,500,000.00	-	12/01/2008	12/01/2045
Cade Lakes WSC	185,000.00	158,000.00	10/01/2003	10/01/2042
Canyon Regional WA	2,000,000.00	1,235,000.00	08/01/2004	08/01/2028
Canyon Regional WA	3,200,000.00	2,545,000.00	08/01/2010	08/01/2039
Central Bowie County WSC	2,200,000.00	2,045,166.00	08/01/2009	07/01/2049
Central Texas WSC	3,945,000.00	3,716,476.00	11/01/2012	11/01/2051
Chatt WSC	495,000.00	422,615.00	05/15/2009	05/15/2039
Cypress Creek WSC	495,000.00	440,000.00	04/01/2012	04/01/2051
Durham Park WSC	510,000.00	472,988.00	08/01/2011	07/01/2051
East Rio Hondo WSC	2,258,000.00	1,679,943.40	11/26/2007	11/26/2032
East Rio Hondo WSC	1,892,000.00	1,700,883.68	11/26/2007	11/26/2047
Gause WSC	218,000.00	133,060.81	08/01/2007	08/01/2027
Gause WSC	42,000.00	27,113.00	10/01/2008	09/01/2027
Greater Texoma UA	1,605,000.00	1,565,000.00	10/01/2009	10/01/2037
Higgins	215,000.00	147,000.00	02/15/2009	02/15/2037
Jarrell-Schwertner WSC	500,000.00	388,373.87	03/01/2006	02/01/2036
Jarrell-Schwertner WSC	1,530,000.00	1,374,553.34	04/01/2008	03/01/2048
Jarrell-Schwertner WSC	1,714,000.00	1,537,383.00	07/01/2009	06/01/2049
Jarrell-Schwertner WSC	256,000.00	235,868.00	07/01/2009	06/01/2049
Kempner WSC	17,755,428.00	16,520,428.00	10/01/2010	10/01/2049
Kempner WSC	6,744,572.00	6,239,572.00	10/01/2010	10/01/2049
Kempner WSC	5,000,000.00	4,670,000.00	10/01/2010	10/01/2049
Little Elm Valley WSC	410,000.00	245,419.45	05/01/2007	04/01/2027
Maloy WSC	420,000.00	401,000.00	03/01/2014	03/01/2053
Martindale WSC	1,504,000.00	1,372,449.62	01/01/2009	05/01/2048
McCoy WSC	1,050,000.00	937,481.80	08/15/2007	07/15/2047
Merkel	3,000,000.00	2,790,000.00	09/01/2010	09/01/2048
Moffat WSC	2,000,000.00	1,864,245.00	05/11/2012	05/11/2050
North Kaufman WSC	1,225,000.00	1,139,281.00	09/15/2009	08/15/2049
Olmito WSC	1,720,000.00	1,590,000.00	09/01/2014	12/01/2043
Pleasant Springs WSC	1,135,000.00	1,090,800.00	12/01/2014	11/01/2054
Riverside WSC	3,885,000.00	2,337,000.00	04/01/2010	04/01/2039
Salado WSC	2,940,000.00	2,642,500.00	08/01/2008	08/01/2047
South Newton WSC	795,000.00	685,000.00	03/15/2005	03/15/2042
The Oaks WSC	142,000.00	60,033.71	09/15/2003	08/15/2023
Trinity Rural WSC	5,770,000.00	5,258,676.21	12/15/2008	11/15/2048
Trinity Rural WSC	900,000.00	828,324.00	08/15/2009	06/15/2047
U & F WSC	1,200,000.00	1,140,000.00	04/15/2014	04/15/2053
Westwood Shores MUD	2,255,000.00	1,710,000.00	05/01/2011	05/01/2030
Zephyr WSC	4,500,000.00	4,210,000.00	03/01/2011	03/01/2049
<b>Total - Rural Water Assistance Fund</b>	<b>\$ 128,018,000.00</b>	<b>\$ 108,216,912.05</b>		

**Texas Water Development Board**  
**Schedule 6 - Loans and Contracts**  
 For the Fiscal Year Ended August 31, 2017

Recipient	Original Amount	Outstanding Balance	Due From	Due To
<b>State Participation Program</b>				
Angelina & Neches RA	\$ 800,000.00	\$ 800,000.00	08/01/2024	08/01/2038
Angelina & Neches RA	734,000.00	734,000.00	08/01/2045	08/01/2045
Brazos River Authority	20,000,000.00	14,955,000.00	09/01/2020	09/01/2034
Brazos River Authority	6,000,000.00	6,000,000.00	08/15/2022	08/15/2036
Coastal Water Authority	28,754,000.00	28,754,000.00	12/15/2032	12/15/2046
Colorado River MWD	45,315,000.00	45,315,000.00	02/01/2030	02/01/2044
Greater Texoma UA	8,675,000.00	8,675,000.00	02/01/2026	02/01/2040
Houston	14,000,000.00	14,000,000.00	08/15/2022	08/15/2036
Sabine River Authority	700,000.00	700,000.00	04/01/2025	04/01/2025
Upper Trinity Regional WD	2,325,000.00	2,100,000.00	02/01/2022	02/01/2036
<b>Total - State Participation Program</b>	<b>\$ 127,303,000.00</b>	<b>\$ 122,033,000.00</b>		
<b>State Water Implementation Fund for Texas</b>				
Alliance Regional Water	\$ 3,530,000.00	\$ 3,440,000.00	08/15/2017	08/15/2045
Alliance Regional Water	3,960,000.00	3,775,000.00	08/15/2017	08/15/2035
Austin	20,430,000.00	20,430,000.00	11/15/2017	11/15/2036
Bedford	30,000,000.00	28,750,000.00	08/01/2016	08/01/2045
Beeville	4,500,000.00	4,285,000.00	08/15/2017	08/15/2036
Brazosport WA	5,605,000.00	5,605,000.00	09/01/2019	09/01/2035
Brazosport WA	22,695,000.00	22,695,000.00	09/01/2019	09/01/2036
Bryan	2,345,000.00	2,250,000.00	07/01/2017	07/01/2041
Canyon Regional WA	42,000,000.00	42,000,000.00	08/01/2018	08/01/2035
Central Harris Co Regional WA	10,805,000.00	10,535,000.00	08/01/2017	08/01/2045
Central Harris Co Regional WA	9,270,000.00	9,270,000.00	08/01/2018	08/01/2046
Coastal Water Authority	66,565,000.00	66,565,000.00	06/15/2036	06/15/2050
Coastal Water Authority	136,460,000.00	136,460,000.00	06/15/2037	06/15/2051
El Paso PSB	50,000,000.00	45,395,000.00	03/01/2016	03/01/2035
El Paso PSB	100,000,000.00	99,500,000.00	03/01/2017	03/01/2036
Fort Worth	13,000,000.00	11,495,000.00	02/15/2016	02/15/2030
Greater Texoma UA	1,210,000.00	1,190,000.00	07/01/2017	07/01/2035
Guadalupe Blanco RA	2,000,000.00	2,000,000.00	08/15/2024	08/15/2035
Hidalgo Co ID #1	7,100,000.00	6,915,000.00	08/15/2017	08/15/2045
Houston	25,915,000.00	25,275,000.00	11/15/2016	11/15/2045
Houston	63,020,000.00	63,020,000.00	11/15/2017	11/15/2046
Keller	4,060,000.00	3,795,000.00	02/15/2017	02/15/2031
Lone Star Regional WA	940,000.00	940,000.00	11/15/2018	11/15/2045
Lone Star Regional WA	4,590,000.00	4,590,000.00	11/15/2018	11/15/2045
Lone Star Regional WA	3,760,000.00	3,760,000.00	11/15/2035	11/15/2049
Lone Star Regional WA	18,350,000.00	18,350,000.00	11/15/2035	11/15/2049
Marfa	705,000.00	680,000.00	09/30/2017	09/30/2036
North Fort Bend WA	8,670,000.00	8,300,000.00	12/15/2016	12/15/2035
North Fort Bend WA	11,025,000.00	11,025,000.00	12/15/2018	12/15/2046
North Harris Co Regional WA	80,435,000.00	80,435,000.00	12/15/2017	12/15/2045
North Harris Co Regional WA	195,050,000.00	195,050,000.00	12/15/2018	12/15/2046
Palo Pinto Co MWD #1	7,185,000.00	7,015,000.00	06/01/2017	06/01/2045
Palo Pinto Co MWD #1	9,915,000.00	9,665,000.00	06/01/2017	06/01/2045
Schertz Seguin LGC	22,830,000.00	22,830,000.00	08/01/2035	08/01/2051
Schertz Seguin LGC	43,670,000.00	43,670,000.00	08/01/2018	08/01/2046
Tarrant Regional WD	300,000,000.00	292,525,000.00	03/01/2017	03/01/2045
Tarrant Regional WD	140,000,000.00	140,000,000.00	09/01/2017	09/01/2045
Trophy Club MUD #1	4,635,000.00	4,635,000.00	09/01/2017	09/01/2036
United Irrigation District	6,455,000.00	6,455,000.00	09/01/2018	09/01/2046
United Irrigation District	1,645,000.00	1,645,000.00	09/01/2018	09/01/2046

**Texas Water Development Board**  
**Schedule 6 - Loans and Contracts**

For the Fiscal Year Ended August 31, 2017

Recipient	Original Amount	Outstanding Balance	Due From	Due To
Upper Trinity Regional WD	15,565,000.00	15,565,000.00	08/01/2036	08/01/2050
Upper Trinity Regional WD	29,115,000.00	29,115,000.00	08/01/2024	08/01/2045
Waco	12,000,000.00	12,000,000.00	02/01/2018	02/01/2037
West Harris Co Regional WA	18,740,000.00	17,940,000.00	12/15/2016	12/15/2035
West Harris Co Regional WA	37,960,000.00	37,960,000.00	12/15/2018	12/15/2046
<b>Total - State Water Implementation Fund for Texas</b>	<b>\$ 1,597,710,000.00</b>	<b>\$ 1,578,795,000.00</b>		
<b>Texas Water Resource Finance Authority</b>				
Greenbelt MIWA	\$ 10,150,000.00	\$ 3,769,000.00	07/10/1976	07/10/2025
<b>Total - Texas Water Resource Finance Authority</b>	<b>\$ 10,150,000.00</b>	<b>\$ 3,769,000.00</b>		
<b>Water Loan Assistance &amp; Storage Acquisition Funds</b>				
Angelina & Neches RA	\$ 450,000.00	\$ 230,000.00	08/01/2024	08/01/2038
Arcola	400,000.00	220,000.00	03/01/2009	03/01/2028
Brazos River Authority	210,000.00	210,000.00	01/01/2026	01/01/2026
El Paso	1,000,000.00	350,000.00	03/01/2005	03/01/2024
El Paso	8,000,000.00	-	03/01/2013	03/01/2017
Fort Bend Co FWSD # 1	600,000.00	390,000.00	08/15/2011	08/15/2030
Sabine River Authority	740,000.00	740,000.00	01/19/2025	01/19/2025
<b>Total - Water Loan Assistance &amp; Storage Acquisition Funds</b>	<b>\$ 11,400,000.00</b>	<b>\$ 2,140,000.00</b>		
<b>Water Development Fund</b>				
Acton MUD	\$ 335,000.00	\$ 125,000.00	02/01/2004	02/01/2023
Agua SUD	1,990,000.00	1,865,000.00	08/01/2013	08/01/2042
Alba	1,130,000.00	975,000.00	08/15/2011	08/15/2039
Alba	840,000.00	805,000.00	08/15/2017	08/15/2036
Aledo	360,000.00	330,000.00	08/15/2012	08/15/2041
Aledo	1,700,000.00	1,535,000.00	08/15/2013	08/15/2041
Angelina Co WCID #3	571,155.00	521,155.00	07/01/2006	07/01/2035
Anton	3,000,000.00	2,910,000.00	02/15/2017	02/15/2041
Aquilla WSD	3,190,000.00	-	09/01/2007	09/01/2030
Aquilla WSD	1,050,000.00	-	09/01/2008	09/01/2031
Bastrop Co WCID #2	6,345,000.00	6,050,000.00	12/01/2016	12/01/2035
Bayview MUD	210,000.00	-	09/01/1998	09/01/2016
Bell Co WCID #1	5,710,000.00	220,000.00	07/10/2008	07/10/2032
Bell Co WCID #1	2,290,000.00	1,620,000.00	07/10/2008	07/10/2032
Bell Co WCID #1	4,000,000.00	3,050,000.00	07/10/2009	07/10/2033
Bell Co WCID #2	390,000.00	300,000.00	09/01/2011	09/01/2029
Bell Co WCID #2	1,500,000.00	1,320,000.00	09/01/2014	09/01/2033
Bells	330,000.00	-	02/15/1998	02/15/2017
Bogata	955,000.00	875,000.00	01/15/2012	01/15/2041
Bois d'Arc MUD	2,355,000.00	1,845,000.00	08/15/2010	08/15/2034
Brownwood	3,440,000.00	3,245,000.00	03/15/2015	03/15/2044
Brushy Creek Regional UA	91,180,000.00	84,155,000.00	08/01/2013	08/01/2038
Brushy Creek Regional UA	24,970,000.00	22,950,000.00	08/01/2012	08/01/2038
Brushy Creek Regional UA	65,870,000.00	57,930,000.00	08/01/2012	08/01/2038
Buena Vista-Bethel SUD	5,900,000.00	5,785,000.00	08/01/2010	08/01/2039
Buffalo	3,500,000.00	3,170,000.00	03/01/2010	03/01/2032
Caddo Lake WSC	430,000.00	413,400.00	01/15/2017	07/15/2036
Cade Lakes WSC	235,000.00	155,000.00	10/01/2003	10/01/2028
Caney Creek MUD	5,270,000.00	4,670,000.00	03/01/2012	03/01/2040
Caney Creek MUD	765,000.00	490,000.00	03/01/2005	03/01/2029
Caney Creek MUD	915,000.00	780,000.00	03/01/2009	03/01/2038
Caney Creek MUD	390,000.00	335,000.00	03/01/2010	03/01/2039



**Texas Water Development Board**  
**Schedule 6 - Loans and Contracts**

For the Fiscal Year Ended August 31, 2017

Recipient	Original Amount	Outstanding Balance	Due From	Due To
Caney Creek MUD	590,000.00	485,000.00	03/01/2011	03/01/2035
Canyon Regional WA	5,000,000.00	5,000,000.00	08/01/2019	08/01/2037
Central Texas WSC	3,605,000.00	3,190,000.00	05/01/2013	05/01/2036
Central Texas WSC	5,000,000.00	4,803,715.00	09/15/2015	08/15/2045
Chelford City MUD	1,500,000.00	150,000.00	09/01/2003	09/01/2017
Colorado Co WCID #2	253,000.00	40,000.00	02/15/2000	02/15/2019
Cooper	205,000.00	115,000.00	07/01/2007	07/01/2025
Copeville SUD	1,935,000.00	1,630,000.00	08/15/2012	08/15/2036
Cotulla	5,175,000.00	5,175,000.00	02/01/2018	02/01/2047
Covington	100,000.00	16,000.00	10/01/1999	10/01/2018
Crosby MUD	2,500,000.00	1,740,000.00	08/15/2010	08/15/2029
Cumby	695,000.00	585,000.00	01/01/2013	01/01/2034
Deerhaven WCID	1,250,000.00	1,180,000.00	10/01/2014	10/01/2043
DeKalb	250,000.00	195,000.00	12/01/2006	12/01/2025
Dodd City	1,255,000.00	1,255,000.00	09/01/2017	09/01/2056
Donna	5,500,000.00	4,280,000.00	02/01/2011	02/01/2034
Eagle Pass	1,880,000.00	60,000.00	12/01/2004	12/01/2022
Early	6,000,000.00	4,970,000.00	02/15/2011	02/15/2035
East Texas MUD of Smith	1,500,000.00	1,325,000.00	08/15/2014	08/15/2037
Evadale WCID #1	480,000.00	335,000.00	07/01/2010	07/01/2029
Flying L PUD	400,000.00	260,000.00	02/01/2010	02/01/2027
Fort Bend Co FWSD #1	5,035,000.00	-	08/15/2008	08/15/2037
Fort Bend Co FWSD #1	8,500,000.00	6,975,000.00	08/15/2009	08/15/2038
Fort Bend Co FWSD #1	8,000,000.00	7,660,000.00	08/15/2016	08/15/2045
Fort Bend Co MUD #19	1,615,000.00	1,145,000.00	12/01/2006	12/01/2031
Fort Bend Co MUD #49	640,000.00	505,000.00	10/01/2010	10/01/2029
Fort Bend Co WCID #8	490,000.00	420,000.00	08/01/2014	08/01/2035
Galveston Co WCID #1	6,500,000.00	6,150,000.00	03/01/2011	03/01/2034
Glidden FWSD #1	675,000.00	480,000.00	02/15/2010	02/15/2029
Gober MUD	175,000.00	55,000.00	06/01/2002	06/01/2021
Greater Texoma UA	2,800,000.00	1,850,000.00	10/01/2005	10/01/2028
Greater Texoma UA	150,000.00	-	10/01/2001	10/01/2020
Greater Texoma UA	150,000.00	50,000.00	10/01/2001	10/01/2020
Greater Texoma UA	600,000.00	255,000.00	01/01/2005	01/01/2023
Greater Texoma UA	110,000.00	50,000.00	04/01/2006	04/01/2025
Greater Texoma UA	760,000.00	485,000.00	05/01/2008	05/01/2027
Greater Texoma UA	3,365,000.00	3,010,000.00	05/01/2008	05/01/2032
Greater Texoma UA	5,000,000.00	3,820,000.00	10/01/2007	10/01/2036
Greater Texoma UA	5,290,000.00	3,920,000.00	09/01/2010	09/01/2029
Greater Texoma UA	1,085,000.00	820,000.00	06/01/2011	06/01/2029
Greater Texoma UA	340,000.00	310,000.00	04/01/2015	04/01/2038
Greater Texoma UA	135,000.00	135,000.00	07/01/2019	07/01/2042
Greater Texoma UA	150,000.00	10,000.00	10/01/2001	10/01/2020
Greater Texoma UA	50,000.00	32,000.00	04/01/2000	04/01/2019
Greater Texoma UA	1,105,000.00	715,000.00	05/01/2008	05/01/2027
Green Valley SUD	2,835,000.00	2,675,000.00	09/15/2012	09/15/2040
Green Valley SUD	6,125,000.00	5,965,000.00	09/15/2013	09/15/2042
Groveton	620,000.00	545,000.00	08/15/2015	08/15/2035
Haciendas del Norte WID	1,725,000.00	690,000.00	02/15/1999	02/15/2023
Harris Co FWSD #1A	800,000.00	180,000.00	06/01/2000	06/01/2020
Harris Co FWSD #47	1,500,000.00	1,190,000.00	09/01/2011	09/01/2030
Harris Co FWSD #47	2,310,000.00	1,635,000.00	09/01/2009	09/01/2028
Harris Co MUD #46	1,560,000.00	1,435,000.00	05/01/2013	05/01/2037
Harris Co MUD #50	1,350,000.00	1,160,000.00	03/01/2014	03/01/2033

**Texas Water Development Board**  
**Schedule 6 - Loans and Contracts**

For the Fiscal Year Ended August 31, 2017

Recipient	Original Amount	Outstanding Balance	Due From	Due To
Harris Co WCID #21	5,000,000.00	4,280,000.00	09/01/2012	09/01/2035
Harris Co WCID #70	1,325,000.00	1,060,000.00	03/01/2011	03/01/2034
Harris Co WCID #70	1,435,000.00	1,310,000.00	03/01/2011	03/01/2024
Henderson Co LID #3	140,000.00	35,000.00	04/01/2003	04/01/2020
Henrietta	3,250,000.00	2,780,000.00	02/15/2012	02/15/2036
Hurst Creek MUD	425,000.00	100,000.00	04/01/2004	04/01/2020
Huxley	890,000.00	545,000.00	01/01/2000	01/01/2024
Iraan	2,375,000.00	2,275,000.00	02/15/2016	02/15/2037
Jasper Co WCID #1	2,200,000.00	2,165,000.00	03/15/2011	03/15/2040
Jefferson	1,030,000.00	1,030,000.00	02/15/2018	02/15/2037
Jefferson Co DD #6	5,145,000.00	4,235,000.00	08/01/2012	08/01/2030
Kempner WSC	8,500,000.00	6,610,000.00	10/01/2010	10/01/2031
Lakeport	965,000.00	745,000.00	03/01/2006	03/01/2035
Lazy River ID	1,400,000.00	485,000.00	03/01/2001	03/01/2022
Los Fresnos	360,000.00	135,000.00	02/01/2003	02/01/2022
Lower Colorado RA	234,795,000.00	234,795,000.00	05/15/2021	05/15/2045
Lumberton MUD	4,645,000.00	3,100,000.00	08/15/2009	08/15/2028
Markham MUD	495,000.00	420,000.00	01/01/2014	01/01/2033
Mart	490,000.00	125,000.00	09/10/1999	09/10/2018
Matagorda Co WCID #2	500,000.00	420,000.00	09/01/2013	09/01/2032
Meeker MWD	840,000.00	390,000.00	09/01/2003	09/01/2026
Meeker MWD	1,660,000.00	1,285,000.00	09/01/2005	09/01/2029
Montgomery Co MUD #8	2,725,000.00	2,450,000.00	04/01/2014	04/01/2036
Montgomery Co MUD # 9	2,725,000.00	2,510,000.00	04/01/2015	04/01/2036
Montgomery Co UD #3	5,420,000.00	5,240,000.00	04/01/2012	04/01/2036
Mountain Peak SUD	1,500,000.00	1,105,000.00	12/01/2010	12/01/2029
Nassau Bay	2,445,000.00	1,905,000.00	02/01/2012	02/01/2031
North Central Texas MWA	565,000.00	312,000.00	07/10/2008	07/10/2027
North Channel WA	3,510,000.00	1,680,000.00	01/15/2006	01/15/2024
North Channel WA	7,475,000.00	4,445,000.00	01/15/2008	01/15/2026
North Channel WA	2,600,000.00	1,455,000.00	01/15/2011	01/15/2029
North Forest MUD	6,430,000.00	5,480,000.00	04/01/2012	04/01/2035
Northeast Texas MWD	1,550,000.00	1,550,000.00	09/01/2025	09/01/2034
Oak Hill FWSD #1	500,000.00	465,000.00	08/01/2015	08/01/2044
Olimito WSC	1,040,000.00	910,000.00	09/01/2014	12/01/2034
Parker County SUD	3,000,000.00	2,700,000.00	12/01/2011	12/01/2040
Parker County SUD	2,000,000.00	1,840,000.00	12/01/2013	12/01/2042
Pecos City	460,000.00	100,000.00	06/15/2001	06/15/2020
Pelican Bay	1,150,000.00	95,000.00	02/15/2000	02/15/2018
Pine Village PUD	205,000.00	120,000.00	03/01/2001	03/01/2022
Port O'Connor ID	2,815,000.00	2,680,000.00	09/01/2016	09/01/2035
Porter SUD	1,260,000.00	-	06/01/2008	06/01/2027
Portland	322,000.00	250,000.00	09/01/2011	09/01/2029
Pottsboro	315,000.00	-	06/01/2001	06/01/2020
Rayburn Country MUD	4,975,000.00	3,725,000.00	09/15/2013	09/15/2032
Richwood	500,000.00	260,000.00	02/15/2006	02/15/2025
Riverbend Water Resources	4,925,000.00	4,725,000.00	10/15/2016	10/15/2045
Riverside WSC	965,000.00	745,000.00	04/01/2010	04/01/2032
Sabinal	130,000.00	70,000.00	08/15/2011	08/15/2024
Sabine River Authority	7,000,000.00	5,805,000.00	07/01/2010	07/01/2034
San Jacinto RA	67,470,000.00	59,110,000.00	10/01/2013	10/01/2035
San Jacinto RA	175,000,000.00	155,450,000.00	10/01/2013	10/01/2037
San Jacinto RA	165,000,000.00	155,365,000.00	10/01/2013	10/01/2040
San Jacinto RA	39,850,000.00	37,025,000.00	10/01/2014	10/01/2040

**Texas Water Development Board**  
**Schedule 6 - Loans and Contracts**

For the Fiscal Year Ended August 31, 2017

Recipient	Original Amount	Outstanding Balance	Due From	Due To
San Jacinto RA	29,000,000.00	28,165,000.00	10/01/2016	10/01/2039
Seagraves	3,375,000.00	3,170,000.00	02/15/2016	02/15/2037
Shallowater	4,100,000.00	3,355,000.00	02/15/2013	02/15/2031
Skidmore WSC	175,000.00	100,000.00	06/15/2006	06/15/2025
South Newton WSC	6,250,000.00	5,440,000.00	03/15/2006	03/15/2043
Sunbelt FWSD	4,075,000.00	4,075,000.00	12/01/2017	12/01/2038
Sunbelt FWSD	10,440,000.00	10,415,000.00	12/01/2012	12/01/2036
Surfside Beach	555,000.00	-	08/15/1998	08/15/2017
Texas National MUD	295,000.00	-	09/01/2001	09/01/2026
Travis Co WCID - Point Venture	1,540,000.00	-	08/15/1999	08/15/2018
Travis Co WCID #17	5,890,000.00	-	11/01/2007	11/01/2031
Travis Co WCID #17	2,100,000.00	1,120,000.00	10/01/1998	10/01/2026
Travis Co WCID #17	1,100,000.00	755,000.00	11/01/2005	11/01/2029
Travis Co WCID #17	6,735,000.00	-	11/01/2006	11/01/2029
Travis Co WCID #17	3,100,000.00	-	11/01/2009	11/01/2032
Travis Co WCID #17	1,775,000.00	1,460,000.00	11/01/2011	11/01/2032
Tyler County SUD	1,039,000.00	586,000.00	09/01/2010	09/01/2024
Tynan WSC	185,000.00	89,349.48	07/01/2005	07/01/2024
Upper Trinity Regional WD	11,560,000.00	11,560,000.00	08/01/2023	08/01/2045
Upper Trinity Regional WD	23,990,000.00	23,990,000.00	08/01/2023	08/01/2045
Victoria Co WCID #1	500,000.00	260,000.00	07/15/2006	07/15/2025
Victoria Co WCID #2	250,000.00	155,000.00	02/15/2008	02/15/2027
Walker Co SUD	500,000.00	460,000.00	10/01/2014	10/01/2034
Walnut Creek SUD	2,145,000.00	1,775,000.00	01/10/2010	01/10/2034
White Oak Bend MUD	910,000.00	675,000.00	10/01/2004	10/01/2027
Wortham	820,000.00	385,000.00	05/15/1999	05/15/2023
<b>Total - Water Development Fund II</b>	<b>\$ 1,273,830,155.00</b>	<b>\$ 1,125,428,619.48</b>		
<b>Water Infrastructure fund</b>				
Amarillo	\$ 38,885,000.00	\$ 24,815,000.00	05/15/2011	05/15/2028
Amarillo	47,400,000.00	33,690,000.00	05/15/2011	05/15/2029
Brazos River Authority	22,000,000.00	14,550,000.00	02/15/2011	02/15/2029
Central Harris Co Regional WA	22,050,000.00	14,285,000.00	08/01/2010	08/01/2029
Cleburne	1,180,000.00	855,000.00	02/15/2013	02/15/2029
Cleburne	4,750,000.00	3,475,000.00	02/15/2013	02/15/2029
Cleburne	14,500,000.00	10,155,000.00	02/15/2013	02/15/2030
Cleburne	2,380,000.00	2,020,000.00	02/15/2015	02/15/2033
Coastal Water Authority	28,000,000.00	28,000,000.00	12/15/2019	12/15/2028
Coastal Water Authority	5,115,000.00	5,115,000.00	06/15/2020	06/15/2030
Colorado River MWD	11,685,000.00	8,525,000.00	01/01/2011	01/01/2030
Colorado River MWD	11,970,000.00	9,100,000.00	01/01/2012	01/01/2031
Corpus Christi	8,000,000.00	8,000,000.00	07/15/2020	07/15/2029
Corsicana	1,935,000.00	1,235,000.00	02/15/2011	02/15/2028
Dallas	8,280,000.00	6,460,000.00	10/01/2013	10/01/2028
Dallas	15,100,000.00	1,083,000.00	10/01/2009	10/01/2028
Dallas	94,723,000.00	69,138,000.00	10/01/2012	10/01/2028
Grand Prairie	4,995,000.00	3,575,000.00	01/15/2011	01/15/2030
Greater Texoma UA	21,230,000.00	14,925,000.00	08/15/2011	08/15/2030
Greater Texoma UA	4,100,000.00	3,605,000.00	10/01/2012	10/01/2031
Greater Texoma UA	2,000,000.00	1,795,000.00	10/01/2013	10/01/2031
Greater Texoma UA	1,135,000.00	945,000.00	10/01/2013	10/01/2032
Guadalupe Blanco RA	4,400,000.00	3,285,000.00	08/15/2013	08/15/2031
Lubbock	22,615,000.00	13,505,000.00	02/15/2009	02/15/2028
Lubbock	19,945,000.00	14,270,000.00	02/15/2011	02/15/2030

**Texas Water Development Board**  
**Schedule 6 - Loans and Contracts**  
For the Fiscal Year Ended August 31, 2017

<b>Recipient</b>	<b>Original Amount</b>	<b>Outstanding Balance</b>	<b>Due From</b>	<b>Due To</b>
Lubbock	41,000,000.00	29,120,000.00	02/15/2011	02/15/2030
North Texas MWD	9,930,000.00	9,930,000.00	09/01/2019	09/01/2028
North Texas MWD	43,980,000.00	25,750,000.00	09/01/2011	09/01/2029
Palo Pinto Co MWD #1	3,200,000.00	2,140,000.00	06/01/2010	06/01/2028
San Angelo	120,000,000.00	85,635,000.00	02/15/2012	02/15/2031
San Antonio Water System	35,000,000.00	30,505,000.00	05/15/2016	05/15/2029
San Antonio Water System	24,550,000.00	17,555,000.00	05/15/2012	05/15/2031
San Antonio Water System	50,000,000.00	40,435,000.00	05/15/2014	05/15/2033
San Jacinto RA	21,500,000.00	21,500,000.00	10/01/2017	10/01/2028
Somervell Co WD	9,367,000.00	6,801,000.00	09/01/2011	09/01/2030
Somervell Co WD	9,494,000.00	6,644,000.00	09/01/2011	09/01/2030
Tarrant Regional WD	3,135,000.00	2,200,000.00	03/01/2013	03/01/2027
Tarrant Regional WD	6,755,000.00	4,375,000.00	03/01/2018	03/01/2027
Tarrant Regional WD	17,835,000.00	17,835,000.00	03/01/2018	03/01/2030
Tarrant Regional WD	83,785,000.00	59,970,000.00	03/01/2011	03/01/2030
Upper Trinity Regional WD	10,400,000.00	10,400,000.00	08/01/2018	08/01/2027
West Harris Co Regional WA	41,965,000.00	32,825,000.00	12/15/2012	12/15/2031
<b>Total - Water Infrastructure fund</b>	<b>\$ 950,269,000.00</b>	<b>\$ 700,026,000.00</b>		
<b>Grand Total</b>	<b>\$ 8,680,502,225.71</b>	<b>\$ 7,270,961,684.29</b>		



