

2017

Annual Financial Report

INCLUDING ANNUAL REPORT OF
NONFINANCIAL DATA



Life's better outside.®





Life's better outside.®

November 20, 2017

Commissioners

T. Dan Friedkin
Chairman
Houston

Ralph H. Duggins
Vice-Chairman
Fort Worth

Anna B. Galo
Laredo

Bill Jones
Austin

Jeanne W. Latimer
San Antonio

James H. Lee
Houston

S. Reed Morlan
Houston

Dick Scott
Wimberley

Kelcy L. Warren
Dallas

Lee M. Bass
Chairman-Emeritus
Fort Worth

Carter P. Smith
Executive Director

The Honorable Greg Abbott
P.O. Box 12428
Austin, TX 78711

The Honorable Glenn Hegar
Comptroller of Public Accounts
P.O. Box 13528
Austin, TX 78711

Ms. Lisa Collier, CPA
State Auditor's Office
P.O. Box 12067
Austin, TX 78711-2067

Ms. Ursula Parks, Director
Legislative Budget Board
P.O. Box 12666
Austin, TX 78711-2666

Dear Governor Abbott, Comptroller Hegar, Ms. Collier and Ms. Parks:

We are pleased to submit the annual financial report of the Texas Parks and Wildlife Department for the year ended August 31, 2017, in compliance with Texas Government Code Annotated, Section 2101.011, and in accordance with the requirements established by the Comptroller of Public Accounts.

Due to the statewide requirements embedded in Governmental Accounting Standards Board (GASB) Statement No. 34, *Basic Financial Statements – and Management's Discussion and Analysis – for State and Local Governments*, the Comptroller of Public Accounts does not require the accompanying annual financial report to comply with all the requirements in this statement. The financial report will be considered for audit by the state auditor as part of the audit of the State of Texas *Comprehensive Annual Financial Report (CAFR)*; therefore, an opinion has not been expressed on the financial statements and related information contained in this report.

If you have any questions, please contact Ms. Sylvette L. Ford, at (512) 389-4719. Mr. Brock Talley may be contacted at (512) 389-8679 for questions related to the Schedule of Expenditures of Federal Awards.

Sincerely,


Michael J. Jensen
Chief Financial Officer



Texas Parks and Wildlife Commissioners



The Honorable T. Dan Friedkin, Chairman

T. Dan Friedkin was appointed to the Commission by Governor Rick Perry on May 9, 2005 and was reappointed by Governor Perry to another six-year term in 2011. He served as Chairman from September 1, 2011 through December 31, 2013 and was reappointed Chairman by Governor Greg Abbott on July 29, 2015. Friedkin is Chairman and Chief Executive Officer of Friedkin Group, with responsibility for companies and investments principally in the automotive industry. These include Gulf States Toyota, the world's fourth largest privately held Toyota distributorship. Friedkin is an avid outdoorsman who is active in wildlife conservation initiatives in the U.S. and abroad. He is a trustee of the Wildlife Conservation Society, a trustee of the Kinkaid School, member of the Young President's Organization, Chairman of the Air Force Heritage Flight Foundation and serves on the advisory Board of The Caesar Kleberg Wildlife Research Institute at Texas A&M University-Kingsville. A graduate of Georgetown University, he received a Masters Degree from Rice University.




The Honorable Ralph H. Duggins, Vice-Chairman

Ralph H. Duggins was appointed to the Commission by Governor Rick Perry on February 21, 2008 and was reappointed by the Governor for another six-year term in 2013. He has served as Vice-Chairman since November 3, 2011. Ralph Duggins is a native of Jefferson City, Missouri. He is a partner with the Fort Worth and Dallas law firm, Cantey Hanger LLP, where he specializes in civil and commercial litigation. He is a graduate of Southern Methodist University and of the University of Missouri Law School. Duggins is a Director of the Southwestern Exposition and Livestock Show and a board member of The Peregrine Fund. He is a former Director of Lena Pope Home and JP Morgan Chase Bank Tarrant County. He previously served as Chair of the Board of Cook Children's Healthcare System. Duggins is an avid fly fisherman and hunter.





Texas Parks and Wildlife Commissioners



The Honorable Lee Marshall Bass, Chairman-Emeritus

Lee Marshall Bass was appointed to the Commission by Governor William P. Clements, Jr. on February 20, 1989 to a six-year term. On February 24, 1995, he was named Chairman and reappointed for another six-year term by Governor George W. Bush. On August 29, 2001, he was named Chairman-Emeritus by Governor Rick Perry; graduate of Yale University and the Wharton School of the University of Pennsylvania. He serves on the boards of the Sid W. Richardson Foundation, The Peregrine Fund, the International Rhino Foundation and Vanderbilt University.



The Honorable Dick Scott

Dick Scott was appointed to the Commission by Governor Rick Perry on February 1, 2011 to a six-year term which will expire on February 1, 2017. He is co-owner of Trans-Global Solutions Inc., a railroad transportation company. He is a member of Delta Sigma Pi and the Boys and Girls Country Executive Committee. He is also a volunteer contributor for the Hays County FFA and 4H clubs and a Lifetime member of the Houston Livestock Show and Rodeo and serves on their International Committee. He previously served on the Lower Colorado River Authority Board from 2009 through 2010. Scott received a bachelor's degree from Lamar University.





Texas Parks and Wildlife Commissioners



The Honorable Anna B. Galo

Anna B. Galo was appointed to the Commission by Governor Greg Abbott on November 17, 2015 to a term which will expire February 1, 2019. Currently, Mrs. Galo is very active in her family's business, serving as co-trustee of the family mineral trust as well as Vice-President and Co-Operations Manager of several companies dealing with oil and gas holdings, commercial real estate, and ranching and hunting industries. Mrs. Galo has a longstanding history of dedication to both civic and charitable organizations. Anna served on the City of Laredo Historic Landmark Board committed to the preservation of the historic area. Anna is also a loyal advocate to fighting hunger in South Texas and is a member and immediate past president of the Board of Directors of the South Texas Food Bank. She is also immediate past president and currently serves on the Board of Directors at United Day School. She was recognized by Las Damas de la Cultura de Oro with La Dama Award and honored by LEAD Laredo into their Laredo Hall of Fame. In 2011, she and her husband John were granted the Blue Spirit of Excellence Award by the Laredo Police Officers Association. Anna was awarded Tejano Achiever by Lulac Council No. 12. and inducted into the Jr. Achievement of Laredo Business Hall of Fame. Mrs. Galo is a former board member of the Border Cultural Promotion Foundation, the Laredo Center for the Arts, the Webb County Children's Advocacy Center and a former board member and local chair of AVANCE. She is a founding member and first treasurer of The Laredo Community College Education Foundation. Mrs. Galo graduated from St. Mary's University with a BA in English, and is a former educator.



The Honorable Kelcy L. Warren

Kelcy L. Warren was appointed to the Commission by Governor Greg Abbott on November 18, 2015 to a six-year term which will expire on February 1, 2021. Mr. Warren is Chairman and CEO of Energy Transfer Partners. He has received numerous awards for his outstanding career achievements and contributions toward the advancement of the midstream industry. He is also active in organizations outside the energy business—he serves on the board of directors of The Klyde Warren Park, The Lamplighter School, and The University of Texas at Arlington. He also supports a number of children's charities around the country through Cherokee Crossroads, Inc. Mr. Warren received a Bachelor of Science from The University of Texas at Arlington.





Texas Parks and Wildlife Commissioners



The Honorable Bill Jones

Bill Jones was appointed to the Commission by Governor Rick Perry on September 1, 2011, to a six-year term which will expire on February 1, 2017. Bill Jones is owner of The Jones Firm and co-owner of AFCI Texas, LLC. He previously served as General Counsel for Governor Rick Perry and is active in Texas A&M University serving on the Corps of Cadets Development Council Advisory Panel and is a former member of the TAMU Board of Regents. He is past president of Texas Young Lawyers Association and a former member of the State Bar of Texas Board of Directors Executive Committee. He was selected as Baylor Young Lawyer of the Year in 1997 and Texas Super Lawyer in 2005, 2006, and 2007. Jones has served on numerous boards and is a current member of Memorial Hermann Continuing Care, Memorial Hermann Public Policy Advisory Group, and Executive Board Member of Austin Chamber of Commerce. He received his bachelor's degree from Texas A&M University and his law degree from Baylor University Law School.



The Honorable Jeanne W. Latimer

Jeanne W. Latimer was appointed to the Commission by Governor Greg Abbott on November 17, 2015 to a six-year term which will expire on February 1, 2021. Mrs. Latimer served as a Trustee for her family's ranching, oil and gas interests, which included managing the Turkey Track Ranch in Hutchinson County, TX. She currently serves as an officer and director of several family companies. She served on the Vanderbilt University Alumnae Board and was her 10th year class reunion chairman. She also served on the Board of the Amarillo Museum of Art (Amarillo Art Center). In addition, she has served as St. Luke's Episcopal School (San Antonio, TX) Gala Fundraiser Chairman and on the Parent Council; Saint Mary's Hall (San Antonio, TX) 1998 Gala Fundraiser Chairman and as volunteer for numerous events and fundraisers for the JDRF (Juvenile Diabetes Research Foundation), helping to raise funding for Type 1 diabetes research. Mrs. Latimer earned her Bachelor of Science in Nursing from Vanderbilt University.






Texas Parks and Wildlife Commissioners



The Honorable James H. Lee

James H. Lee was appointed to the Commission by Governor Rick Perry on May 6, 2013 to a six-year term which will expire on February 1, 2019. Jim Lee is president of Ascendant Advisors Group, LLC, one of the oldest investment management firms in Texas, and JHL Capital Holdings, LLC, a private investment group. He is a development board member of UT Health in Houston, a trustee of the Houston Symphony Endowment, past chairman of the Teacher Retirement System of Texas and a past trustee of the Texas Growth Fund. He recently served as a member of the Texas Higher Education Coordinating Board and is a past member of The Finance Commission of Texas, 2011 Texas Inaugural Committee, and Texas Advisory Council on the Digital Economy. He served as a member of the board of Texas Parks & Wildlife Foundation. He was named an Ernst & Young Entrepreneur of the Year in 2001 and is chairman emeritus of the Maverick PAC. Lee earned a Bachelor of Business Administration and MBA from the University of Texas at Austin and an executive program certification from the Center for Hedge Fund Research and Education at the London Business School. Lee has two young boys and is an avid wing shooter.



The Honorable S. Reed Morian

S. Reed Morian was appointed to the Commission by Governor Greg Abbott on November 18, 2015, to a six-year term which will expire on February 1, 2021. Morian serves as Chairman/CEO of DX Service Company, Inc. in Houston. He is very active in the Houston community, serving on the Board of the Houston Livestock Show and Rodeo and past Chairman of the Houston Parks Board and the Houston Museum of Natural Science. He received his Bachelor's degree from the University of Oklahoma.



Table of Contents

Letter of Transmittal

	<u>Page</u>
Government-wide Financial Statements:	
I Combined Balance Sheet/Statement of Net Position - Governmental Funds.....	1
II Combined Statement of Revenues, Expenditures and Changes in Fund Balances/Statement of Activities - Governmental Funds.....	3
VI Combined Statement of Fiduciary Net Position.....	5

Fund Financial Statements:

A-1 Combining Balance Sheet - All General and Consolidated Funds.....	6
A-2 Combining Statement of Revenues, Expenditures and Changes in Fund Balances - All General and Consolidated Funds.....	8
C-1 Combining Balance Sheet - Debt Service Funds.....	10
C-2 Combining Statement of Revenues, Expenditures and Changes in Fund Balances - Debt Service Funds.....	11
D-1 Combining Balance Sheet - Capital Projects Funds.....	12
D-2 Combining Statement of Revenues, Expenditures and Changes in Fund Balances - Capital Projects Funds.....	14
E-1 Combining Balance Sheet - Permanent Funds.....	16
E-2 Combining Statement of Revenues, Expenditures and Changes in Fund Balances - Permanent Funds.....	17
J-1 Combining Statement of Changes in Assets and Liabilities - Agency Funds.....	18

Notes to the Financial Statements:

1 Summary of Significant Accounting Policies.....	21
2 Capital Assets.....	29
3 Deposits, Investments and Repurchase Agreements.....	31
4 Short-Term Debt - Not Applicable.....	31
5 Long-Term Liabilities.....	32
6 Bonded Indebtedness - Not Applicable.....	32
7 Derivatives - Not Applicable.....	33
8 Leases.....	33
9 Defined Benefit Pension Plans and Defined Contribution Plan - Not Applicable.....	34
10 Deferred Compensation - Not Applicable.....	34
11 Postemployment Health Care and Life Insurance Benefits - Not Applicable.....	34
12 Interfund Activity and Transactions.....	35
13 Continuance Subject to Review.....	40
14 Adjustments to Fund Balances and Net Position.....	40
15 Contingencies and Commitments.....	41
16 Subsequent Events - Not Applicable.....	43
17 Risk Management.....	44
18 Management's Discussion and Analysis (MD&A) - Not Applicable.....	45
19 The Financial Reporting Entity.....	46
20 Stewardship, Compliance and Accountability - Not Applicable.....	47
21 Not Applicable to the AFR.....	47
22 Donor Restricted Endowments.....	48
23 Extraordinary and Special Items - Not Applicable.....	49
24 Disaggregation of Receivable and Payable Balances - Not Applicable.....	49
25 Termination Benefits - Not Applicable.....	49
26 Segment Information - Not Applicable.....	49
27 Service Concession Arrangements - Not Applicable.....	49
28 Deferred Outflows of Resources and Deferred Inflows of Resources - Not Applicable.....	49
29 Troubled Debt Restructuring - Not Applicable.....	49
30 Non-Exchange Financial Guarantees - Not Applicable.....	49
31 Tax Abatements - Not Applicable.....	49
32 Fund Balances.....	50

Supplementary Schedules:

1A Schedule of Expenditures of Federal Awards.....	56
1B Schedule of State Grant Pass-Throughs From/To State Agencies/Universities.....	66

Letter of Transmittal

Annual Report of NonFinancial Data:

	<u>Page</u>
Schedule of Bonded Employees.....	71
Schedule of Space Occupied.....	72
Schedule of Professional/Consulting Fees and Legal Service Fees.....	86
Schedule of Aircraft Operation.....	90
Schedule of Itemized Purchase.....	91
HUB Strategic Plan Progress Report.....	92
Appropriation Item Transfer Schedule.....	93
Schedule of Vehicles Purchased.....	95
Schedule of State-Owned or Leased Vehicles Used by State Employees.....	98





Government-wide Financial Statements

TEXAS
PARKS &
WILDLIFE



THIS PAGE INTENTIONALLY LEFT BLANK

UNAUDITED

Texas Parks and Wildlife Department (802)
 EXHIBIT I - COMBINED BALANCE SHEET/STATEMENT OF NET POSITION - Governmental Funds
 August 31, 2017

	GOVERNMENTAL FUND TYPES				GOVERNMENTAL FUNDS 2017
	GENERAL (EXHIBIT A-1)	DEBT SERVICE (EXHIBIT C-1)	CAPITAL PROJECTS (EXHIBIT D-1)	PERMANENT (EXHIBIT E-1)	
ASSETS					
Current Assets:					
Cash and Cash Equivalents (Note 3)					
Cash on Hand	\$ 205,536.46	\$ -	\$ -	\$ -	\$ 205,536.46
Cash in Bank	237,511.71	-	-	-	237,511.71
Cash in State Treasury	229,674,729.38	33.92	-	630,600.57	230,305,363.87
Legislative Appropriations	5,404,100.63	-	-	-	5,404,100.63
Receivables from:					
Federal	12,582,364.52	-	-	-	12,582,364.52
Interest and Dividends	121,785.79	6.23	-	694.80	122,486.82
Accounts Receivables, Net	7,531,668.29	-	-	-	7,531,668.29
Gifts, Pledges & Donations Receivables, Net	3,586.87	-	-	-	3,586.87
Interfund Receivable (Note 12)	1,714,713.35	-	456.70	-	1,715,170.05
Due From Other Funds	262,452.95	-	-	-	262,452.95
Due From Other Agencies	9,427,379.77	-	668,538.53	-	10,095,918.30
Consumable Inventories	2,105,145.85	-	-	-	2,105,145.85
Merchandise Inventories	930,877.01	-	-	-	930,877.01
Total Current Assets	270,201,852.58	40.15	668,995.23	631,295.37	271,502,183.33
Non-Current Assets:					
Capital Assets (Note 2):					
Non-Depreciable/Non-Amortizable					
Infrastructure, Net	-	-	-	-	-
Construction in Progress	-	-	-	-	-
Other Capital Assets, Net	-	-	-	-	-
Land and Land Improvements	-	-	-	-	-
Land Use Rights-Permanent	-	-	-	-	-
Depreciable/Amortizable					
Vehicles, Boats, and Aircraft, Net	-	-	-	-	-
Less: Accumulated Depreciation	-	-	-	-	-
Furniture and Equipment, Net	-	-	-	-	-
Less: Accumulated Depreciation	-	-	-	-	-
Building and Building Improvements, Net	-	-	-	-	-
Less: Accumulated Depreciation	-	-	-	-	-
Infrastructure, Net	-	-	-	-	-
Less: Accumulated Depreciation	-	-	-	-	-
Facilities and Other Improvements, Net	-	-	-	-	-
Less: Accumulated Depreciation	-	-	-	-	-
Other Capital Assets, Net	-	-	-	-	-
Less: Accumulated Depreciation	-	-	-	-	-
Computer Software-Intangible, Net	-	-	-	-	-
Less: Accumulated Amortization	-	-	-	-	-
Total Non-Current Assets	-	-	-	-	-
TOTAL ASSETS	\$ 270,201,852.58	\$ 40.15	\$ 668,995.23	\$ 631,295.37	\$ 271,502,183.33
DEFERRED OUTFLOWS OF RESOURCES					
Deferred Outflows of Resources (Note 28)	-	-	-	-	-
TOTAL DEFERRED OUTFLOWS OF RESOURCES	\$ -	\$ -	\$ -	\$ -	\$ -
LIABILITIES, DEFERRED INFLOWS OF RESOURCES AND FUND BALANCES					
Current Liabilities:					
Payables from:					
Accounts	\$ 183,153,556.74	\$ -	\$ 11,816,731.07	\$ -	\$ 194,970,287.81
Payroll	22,150,376.48	-	-	-	22,150,376.48
Interfund Payable (Note 12)	1,691,539.78	-	23,630.27	-	1,715,170.05
Due To Other Funds	262,455.35	-	-	-	262,455.35
Due To Other Agencies	9,548,040.25	-	-	-	9,548,040.25
Unearned Revenues	3,709,184.59	-	-	-	3,709,184.59
Employees' Compensable Leave (Note 5)	-	-	-	-	-
Pollution Remediation Obligations (Note 5)	-	-	-	-	-
Total Current Liabilities	220,515,153.19	-	11,840,361.34	-	232,355,514.53
Non-Current Liabilities:					
Employees' Compensable Leave (Note 5)	-	-	-	-	-
Total Non-Current Liabilities	-	-	-	-	-
TOTAL LIABILITIES	220,515,153.19	-	11,840,361.34	-	232,355,514.53
DEFERRED INFLOWS OF RESOURCES					
Deferred Inflows of Resources (Note 28)	-	-	-	-	-
TOTAL DEFERRED INFLOWS OF RESOURCES	-	-	-	-	-
FUND FINANCIAL STATEMENT					
Fund Balances (Deficits):					
Nonspendable	3,036,022.86	-	-	358,676.74	3,394,699.60
Restricted	31,026,073.61	40.15	-	272,618.63	31,298,732.39
Committed	15,624,602.92	-	-	-	15,624,602.92
Unassigned	-	-	(11,171,366.11)	-	(11,171,366.11)
Total Fund Balances *	49,686,699.39	40.15	(11,171,366.11)	631,295.37	39,146,668.80
TOTAL LIABILITIES, DEFERRED INFLOWS OF RESOURCES AND FUND BALANCES	\$ 270,201,852.58	\$ 40.15	\$ 668,995.23	\$ 631,295.37	\$ 271,502,183.33
GOVERNMENT-WIDE STATEMENT OF NET POSITION					
Net Position					
Net Investment in Capital Assets					
Unrestricted					
TOTAL NET POSITION					

* Column totals should agree to Exhibit II column totals
 The accompanying notes to the financial statements are an integral part of this statement

UNAUDITED

Texas Parks and Wildlife Department (802)
 EXHIBIT I - COMBINED BALANCE SHEET/STATEMENT OF NET POSITION - Governmental Funds
 August 31, 2017

	CAPITAL ASSETS ADJUSTMENTS	LONG-TERM LIABILITIES ADJUSTMENTS	OTHER ADJUSTMENTS	STATEMENT OF NET POSITION
ASSETS				
Current Assets:				
Cash and Cash Equivalents (Note 3)				
Cash on Hand	\$ -	\$ -	\$ -	\$ 205,536.46
Cash in Bank	-	-	-	237,511.71
Cash in State Treasury	-	-	-	230,305,363.87
Legislative Appropriations	-	-	-	5,404,100.63
Receivables from:				
Federal	-	-	-	12,582,364.52
Interest and Dividends	-	-	-	122,486.82
Accounts Receivables, Net	-	-	-	7,531,668.29
Gifts, Pledges & Donations Receivables, Net	-	-	-	3,586.87
Interfund Receivable (Note 12)	-	-	-	1,715,170.05
Due From Other Funds	-	-	-	262,455.95
Due From Other Agencies	-	-	-	10,095,918.30
Consumable Inventories	-	-	-	2,105,145.85
Merchandise Inventories	-	-	-	930,877.01
Total Current Assets	-	-	-	271,502,183.33
Non-Current Assets:				
Capital Assets (Note 2):				
Non-Depreciable/Non-Amortizable				
Infrastructure, Net	265,393.82	-	-	265,393.82
Construction in Progress	62,907,378.96	-	-	62,907,378.96
Other Capital Assets, Net	42,675,231.08	-	-	42,675,231.08
Land and Land Improvements	318,394,998.31	-	-	318,394,998.31
Land Use Rights-Permanent	1,865,409.25	-	-	1,865,409.25
Depreciable/Amortizable				
Vehicles, Boats, and Aircraft, Net	99,513,147.19	-	-	99,513,147.19
Less: Accumulated Depreciation	(68,194,139.26)	-	-	(68,194,139.26)
Furniture and Equipment, Net	47,789,711.53	-	-	47,789,711.53
Less: Accumulated Depreciation	(33,696,360.97)	-	-	(33,696,360.97)
Building and Building Improvements, Net	187,608,788.06	-	-	187,608,788.06
Less: Accumulated Depreciation	(87,781,734.48)	-	-	(87,781,734.48)
Infrastructure, Net	120,758,526.69	-	-	120,758,526.69
Less: Accumulated Depreciation	(58,530,426.40)	-	-	(58,530,426.40)
Facilities and Other Improvements, Net	73,459,062.62	-	-	73,459,062.62
Less: Accumulated Depreciation	(47,914,028.23)	-	-	(47,914,028.23)
Other Capital Assets, Net	6,256,633.91	-	-	6,256,633.91
Less: Accumulated Depreciation	(4,302,952.50)	-	-	(4,302,952.50)
Computer Software-Intangible, Net	4,630,797.37	-	-	4,630,797.37
Less: Accumulated Amortization	(4,630,797.37)	-	-	(4,630,797.37)
Total Non-Current Assets	661,074,639.58	-	-	661,074,639.58
TOTAL ASSETS	\$ 661,074,639.58	\$ -	\$ -	\$ 932,576,822.91
DEFERRED OUTFLOWS OF RESOURCES				
Deferred Outflows of Resources (Note 28)	-	-	-	-
TOTAL DEFERRED OUTFLOWS OF RESOURCES	\$ -	\$ -	\$ -	\$ -
LIABILITIES, DEFERRED INFLOWS OF RESOURCES AND FUND BALANCES				
Current Liabilities:				
Payables from:				
Accounts	\$ -	\$ -	\$ -	\$ 194,970,287.81
Payroll	-	-	-	22,150,376.48
Interfund Payable (Note 12)	-	-	-	1,715,170.05
Due To Other Funds	-	-	-	262,455.35
Due To Other Agencies	-	-	-	9,548,040.25
Unearned Revenues	-	-	-	3,709,184.59
Employees' Compensable Leave (Note 5)	-	14,255,260.15	-	14,255,260.15
Pollution Remediation Obligations (Note 5)	-	391,084.59	-	391,084.59
Total Current Liabilities	-	14,646,344.74	-	247,001,859.27
Non-Current Liabilities:				
Employees' Compensable Leave (Note 5)	-	4,291,086.32	-	4,291,086.32
Total Non-Current Liabilities	-	4,291,086.32	-	4,291,086.32
TOTAL LIABILITIES	-	18,937,431.06	-	251,292,945.59
DEFERRED INFLOWS OF RESOURCES				
Deferred Inflows of Resources (Note 28)	-	-	-	-
TOTAL DEFERRED INFLOWS OF RESOURCES	-	-	-	-
FUND FINANCIAL STATEMENT				
Fund Balances (Deficits):				
Nonspendable				3,394,699.60
Restricted				31,298,732.39
Committed				15,624,602.92
Unassigned				(11,171,366.11)
Total Fund Balances				39,146,668.80
TOTAL LIABILITIES, DEFERRED INFLOWS OF RESOURCES AND FUND BALANCES				251,292,945.59
GOVERNMENT-WIDE STATEMENT OF NET POSITION				
Net Position				
Net Investment in Capital Assets	\$ 661,074,639.58	\$ -	\$ -	\$ 661,074,639.58
Unrestricted	\$ -	(18,937,431.06)	\$ -	\$ (18,937,431.06)
TOTAL NET POSITION *	\$ 661,074,639.58	\$ (18,937,431.06)	\$ -	\$ 681,283,877.32

* Column totals should agree to Exhibit II column totals
 The accompanying notes to the financial statements are an integral part of this statement

UNAUDITED

Texas Parks and Wildlife Department (802)
EXHIBIT II - COMBINED STATEMENT OF REVENUES, EXPENDITURES AND
CHANGES IN FUND BALANCES/STATEMENT OF ACTIVITIES - Governmental Funds
 For the Fiscal Year Ended August 31, 2017

	GOVERNMENTAL FUND TYPES				GOVERNMENTAL FUNDS TOTAL
	GENERAL FUNDS (EXHIBIT A-2)	DEBIT SERVICE FUNDS (EXHIBIT C-2)	CAPITAL PROJECTS FUNDS (EXHIBIT D-2)	PERMANENT FUNDS (EXHIBIT E-2)	
REVENUES					
Legislative Appropriations:					
Original Appropriations (GR)	\$ 15,184,944.00	\$ -	\$ -	\$ -	\$ 15,184,944.00
Additional Appropriations (GR)	7,033,562.26	-	-	-	7,033,562.26
Taxes (GR)	3,080,372.24	-	-	-	3,080,372.24
Federal Revenue (PR-Operating Grants & Contr) (Schedule 1A)	58,282,116.06	-	-	-	58,282,116.06
Federal Pass-Through Revenue (PR-Operating Grants & Contr) (Schedule 1A)	6,116,583.08	-	-	-	6,116,583.08
State Grant Pass-Through Revenue (PR-Operating Grants & Contr) (Schedule 1B)	3,550,933.29	-	-	-	3,550,933.29
Licenses, Fees and Permits (PR-Chg for Serv)	192,057,949.47	-	-	-	192,057,949.47
Interest, Dividend and Other Income (GR)	1,368,295.85	226.34	-	6,849.00	1,375,371.19
Land Income (PR-Chg for Serv)	3,642,744.29	-	-	-	3,642,744.29
Settlement of Claims (GR)	178,890.84	-	-	-	178,890.84
Sales of Goods and Services (PR-Chg for Serv)	3,000,259.93	-	-	-	3,000,259.93
Other (PR-Operating Grants & Contr)	7,797,076.21	-	-	-	7,797,076.21
Other (GR)	2,093,593.68	-	235.05	-	2,093,828.73
TOTAL REVENUES	303,387,321.20	226.34	235.05	6,849.00	303,394,631.59
EXPENDITURES					
Salaries and Wages	166,657,927.38	-	323,935.32	-	166,981,862.70
Payroll Related Costs	72,184,102.16	-	126,536.05	-	72,310,638.21
Professional Fees and Services	11,435,385.44	-	207,601.08	-	11,642,986.52
Travel	3,034,219.12	-	32,279.57	-	3,066,498.69
Materials and Supplies	102,446,793.96	-	6,303,216.31	-	108,750,010.27
Communication and Utilities	14,496,873.74	-	4,353.83	-	14,501,227.57
Repairs and Maintenance	15,180,932.28	-	2,060,176.03	-	17,241,108.31
Rentals and Leases	4,721,269.06	-	4,408.76	-	4,725,677.82
Printing and Reproduction	1,282,776.00	-	2,177.04	-	1,284,953.04
Claims and Judgements (Note 17)	192,404.39	-	-	-	192,404.39
Federal Pass-Through Expenditure (Schedule 1A)	3,929,696.32	-	-	-	3,929,696.32
State Grant Pass-Through Expenditure (Schedule 1B)	3,900,318.30	-	-	-	3,900,318.30
Intergovernmental Payments	74,822,338.47	-	-	-	74,822,338.47
Public Assistance Payments	7,075,721.64	-	-	-	7,075,721.64
Other Expenditures	50,502,219.01	-	4,727,043.31	-	55,229,262.32
Capital Outlay	40,913,390.98	-	4,948,532.44	-	45,861,923.42
Depreciation and Amortization Expense	-	-	-	-	-
Pollution Remediation Obligation (Note 5)	-	-	-	-	-
TOTAL EXPENDITURES/EXPENSES	572,776,368.25	-	18,740,259.74	-	591,516,627.99
Excess (Deficiency) of Revenues					
Over (Under) Expenditures	(269,389,047.05)	226.34	(18,740,024.69)	6,849.00	(288,121,996.40)
OTHER FINANCING SOURCES (USES)					
Sale of Capital Assets	768,146.63	-	-	-	768,146.63
Transfers-In	168,175,483.44	-	8,155,996.45	-	176,331,479.89
Transfers-Out	(45,122,340.12)	(209.26)	-	-	(45,122,549.38)
Insurance Recoveries	81,910.91	-	-	-	81,910.91
Capital Grants & Contributions-Other Capital Grant Revenue	-	-	-	-	-
Gain (Loss) on Sale of Capital Assets	-	-	-	-	-
Increase Net Position-Interagency Transfer Capital Asset	-	-	-	-	-
TOTAL OTHER FINANCING SOURCES (USES)	123,903,200.86	(209.26)	8,155,996.45	-	132,058,988.05
SPECIAL ITEMS					
Proceeds from Sale of Park Land	-	-	-	-	-
EXTRAORDINARY ITEMS					
Natural Disaster	-	-	-	-	-
Net Change in Fund Balances/Net Position	(145,485,846.19)	17.08	(10,584,028.24)	6,849.00	(156,063,008.35)
FUND FINANCIAL STATEMENT - FUND BALANCES					
Fund Balances, September 1, 2016	195,247,741.26	23.07	(587,337.87)	624,446.37	195,284,872.83
Restatements (Note 14)	-	-	-	-	-
Fund Balances, September 1, 2016, as Restated	195,247,741.26	23.07	(587,337.87)	624,446.37	195,284,872.83
Appropriations Lapsed	(75,195.68)	-	-	-	(75,195.68)
FUND BALANCES, AUGUST 31, 2017	\$ 49,686,699.39	\$ 40.15	\$ (11,171,366.11)	\$ 631,295.37	\$ 39,146,668.80
GOVERNMENT-WIDE STATEMENT OF NET POSITION					
Net Position/Net Change in Net Position					39,146,668.80
Net Position, September 1, 2016					
Restatements					
Net Position, September 1, 2016, as Restated					
NET POSITION, AUGUST 31, 2017					\$ 39,146,668.80

UNAUDITED

Texas Parks and Wildlife Department (802)
EXHIBIT II - COMBINED STATEMENT OF REVENUES, EXPENDITURES AND
CHANGES IN FUND BALANCES/STATEMENT OF ACTIVITIES - Governmental Funds
 For the Fiscal Year Ended August 31, 2017

	CAPITAL ASSETS ADJUSTMENTS	LONG-TERM LIABILITIES ADJUSTMENTS	OTHER ADJUSTMENTS	STATEMENT OF ACTIVITIES
REVENUES				
Legislative Appropriations:				
Original Appropriations (GR)	\$ -	\$ -	\$ -	\$ 15,184,944.00
Additional Appropriations (GR)	-	-	-	7,033,562.26
Taxes (GR)	-	-	-	3,080,372.24
Federal Revenue (PR-Operating Grants & Contr) (Schedule 1A)	-	-	-	58,282,116.06
Federal Pass-Through Revenue (PR-Operating Grants & Contr) (Schedule 1A)	-	-	-	6,116,583.08
State Grant Pass-Through Revenue (PR-Operating Grants & Contr) (Schedule 1B)	-	-	-	3,550,933.29
Licenses, Fees and Permits (PR-Chg for Serv)	-	-	-	192,057,949.47
Interest, Dividend and Other Income (GR)	-	-	-	1,375,371.19
Land Income (PR-Chg for Serv)	-	-	-	3,642,744.29
Settlement of Claims (GR)	-	-	-	178,890.84
Sales of Goods and Services (PR-Chg for Serv)	-	-	-	3,000,259.93
Other (PR-Operating Grants & Contr)	-	-	-	7,797,076.21
Other (GR)	-	-	-	2,093,828.73
TOTAL REVENUES	-	-	-	303,394,631.59
EXPENDITURES				
Salaries and Wages	-	256,574.32	-	167,238,437.02
Payroll Related Costs	-	-	-	72,310,638.21
Professional Fees and Services	-	-	-	11,642,986.52
Travel	-	-	-	3,066,498.69
Materials and Supplies	-	-	-	108,750,010.27
Communication and Utilities	-	-	-	14,501,227.57
Repairs and Maintenance	-	-	-	17,241,108.31
Rentals and Leases	-	-	-	4,725,677.82
Printing and Reproduction	-	-	-	1,284,953.04
Claims and Judgements (Note 17)	-	-	-	192,404.39
Federal Pass-Through Expenditure (Schedule 1A)	-	-	-	3,929,696.32
State Grant Pass-Through Expenditure (Schedule 1B)	-	-	-	3,900,318.30
Intergovernmental Payments	-	-	-	74,822,338.47
Public Assistance Payments	-	-	-	7,075,721.64
Other Expenditures	-	-	-	55,229,262.32
Capital Outlay	(45,861,923.42)	-	-	(0.00)
Depreciation and Amortization Expense	22,752,720.25	-	-	22,752,720.25
Pollution Remediation Obligation (Note 5)	-	164,558.90	-	164,558.90
TOTAL EXPENDITURES/EXPENSES	(23,109,203.17)	421,133.22	-	568,828,558.04
Excess (Deficiency) of Revenues				
Over (Under) Expenditures	23,109,203.17	(421,133.22)	-	(265,433,926.45)
OTHER FINANCING SOURCES (USES)				
Sale of Capital Assets	(768,146.63)	-	-	(0.00)
Transfers-In	-	-	-	176,331,479.89
Transfers-Out	-	-	-	(45,122,549.38)
Insurance Recoveries	-	-	-	81,910.91
Capital Grants & Contributions-Other Capital Grant Revenue	653,762.00	-	-	653,762.00
Gain (Loss) on Sale of Capital Assets	501,825.44	-	-	501,825.44
Increase Net Position-Interagency Transfer Capital Asset	287,933.25	-	-	287,933.25
TOTAL OTHER FINANCING SOURCES (USES)	675,374.06	-	-	132,734,362.11
SPECIAL ITEMS				
Proceeds from Sale of Park Land				-
EXTRAORDINARY ITEMS				
Natural Disaster				-
Net Change in Fund Balances/Net Position				(132,699,564.34)
FUND FINANCIAL STATEMENT-FUND BALANCES				
Fund Balances, September 1, 2016				195,284,872.83
Restatements (Note 14)				-
Fund Balances, September 1, 2016, as Restated				195,284,872.83
Appropriations Lapsed				(75,195.68)
FUND BALANCES, AUGUST 31, 2017				\$ 62,510,112.81
GOVERNMENT-WIDE STATEMENT OF NET POSITION				
Net Position/Net Change in Net Position	23,784,577.23	(421,133.22)	-	62,510,112.81
Net Position, September 1, 2016	638,232,446.16	(18,516,297.84)	-	619,716,148.32
Restatements	(942,383.81)	-	-	(942,383.81)
Net Position, September 1, 2016, as Restated	637,290,062.35	(18,516,297.84)	-	618,773,764.51
NET POSITION, AUGUST 31, 2017	\$ 661,074,639.58	\$ (18,937,431.06)	\$ -	\$ 681,283,877.32

The accompanying notes to the financial statements are an integral part of this statement.

Texas Parks & Wildlife Department (802)
EXHIBIT VI - COMBINED STATEMENT OF FIDUCIARY
NET POSITION
 August 31, 2017

	AGENCY FUNDS (EXHIBIT J-1)		TOTALS 2017	
ASSETS				
Cash and Cash Equivalents (Note 3)				
Cash on Hand	\$	75.80	\$	75.80
Cash in State Treasury		367,040.93		367,040.93
Due From Other Funds		2.40		2.40
Total Current Assets		367,119.13		367,119.13
TOTAL ASSETS		367,119.13		367,119.13
DEFERRED OUTFLOWS OF RESOURCES				
Deferred Outflows of Resources (Note 28)		-		-
TOTAL DEFERRED OUTFLOWS OF RESOURCES		-		-
LIABILITIES				
Current Liabilities:				
Due to Other Agencies	\$	30,211.00	\$	30,211.00
Funds Held for Others		336,908.13		336,908.13
Total Current Liabilities		367,119.13		367,119.13
TOTAL LIABILITIES		367,119.13		367,119.13
DEFERRED INFLOWS OF RESOURCES				
Deferred Inflows of Resources (Note 28)		-		-
TOTAL DEFERRED INFLOWS OF RESOURCES		-		-
NET POSITION				
TOTAL NET POSITION	\$	0.00	\$	0.00

The accompanying notes to the financial statements are an integral part of this statement.



Fund Financial Statements





THIS PAGE INTENTIONALLY LEFT BLANK

UNAUDITED

Texas Parks and Wildlife Department (802)
 EXHIBIT A-1 - COMBINING BALANCE SHEET - ALL GENERAL AND CONSOLIDATED FUNDS
 August 31, 2017

	CONSOLIDATED ACCOUNTS					
	GENERAL REVENUE FUND (0001)	GAME, FISH AND WATER SAFETY (0009)	STATE PARKS (0064)	OPERATORS AND CHAUFFEURS LICENSE (0099)	FEDERAL LAND AND WATER CONSERVATION (0223)	TEXAS RECREATION AND PARKS (0467)
ASSETS						
Current Assets:						
Cash and Cash Equivalents						
Cash on Hand	\$ -	\$ 138,430.80	\$ 67,042.66	\$ -	\$ -	\$ -
Cash in Bank	7,759.58	73,600.50	156,071.63	-	-	80.00
Cash in State Treasury	-	81,635,430.92	68,143,641.18	-	8,706.29	22,047,286.49
Legislative Appropriations	5,404,100.63	-	-	-	-	-
Receivables from:						
Federal	-	9,955,612.52	900,360.77	-	-	1,726,391.23
Interest and Dividends	-	79,747.60	-	-	-	-
Accounts Receivables, Net	96.00	7,076,118.45	366,531.89	-	-	-
Gifts, Pledges & Donations Receivables, Net	-	53.20	3,533.67	-	-	-
Interfund Receivable	342.44	996,228.98	638,109.15	-	-	51,312.96
Due From Other Funds	-	-	262,452.95	-	-	-
Due From Other Agencies	-	59,686.68	5,380,356.76	-	-	44,046.99
Consumable Inventories	2,105,145.85	-	-	-	-	-
Merchandise Inventories	-	-	930,877.01	-	-	-
Total Current Assets	7,517,444.50	100,014,909.65	76,848,977.67	-	8,706.29	23,869,117.67
Total Non-Current Assets	-	-	-	-	-	-
TOTAL ASSETS	\$ 7,517,444.50	\$ 100,014,909.65	\$ 76,848,977.67	\$ -	\$ 8,706.29	\$ 23,869,117.67
DEFERRED OUTFLOWS OF RESOURCES						
Deferred Outflows of Resources	-	-	-	-	-	-
TOTAL DEFERRED OUTFLOWS OF RESOURCES	-	-	-	-	-	-
LIABILITIES, DEFERRED INFLOWS OF RESOURCES AND FUND BALANCES						
Liabilities						
Current Liabilities:						
Payables from:						
Accounts	\$ 4,045,378.59	\$ 40,252,217.55	\$ 15,808,344.23	\$ -	\$ -	\$ 29,444,796.22
Payroll	-	13,109,344.54	8,873,228.04	-	-	95,673.55
Interfund Payable	497,667.66	524,415.63	498,312.45	-	-	24,515.72
Due To Other Funds	-	262,452.95	2.40	-	-	-
Due To Other Agencies	433,655.56	8,601,810.29	9,717.27	-	-	12,958.08
Unearned Revenues	-	906,467.76	2,802,716.83	-	-	-
Total Current Liabilities	4,976,701.81	63,656,708.72	27,992,321.22	-	-	29,577,943.57
Total Non-Current Liabilities	-	-	-	-	-	-
TOTAL LIABILITIES	4,976,701.81	63,656,708.72	27,992,321.22	-	-	29,577,943.57
DEFERRED INFLOWS OF RESOURCES						
Deferred Inflows of Resources	-	-	-	-	-	-
TOTAL DEFERRED INFLOWS OF RESOURCES	-	-	-	-	-	-
Fund Balances (Deficits):						
Nonspendable	2,105,145.85	-	930,877.01	-	-	-
Restricted	72,158.95	36,358,200.93	385,897.38	-	8,706.29	(5,812,026.25)
Committed	363,437.89	-	47,539,882.06	-	-	103,200.35
Total Fund Balances	2,540,742.69	36,358,200.93	48,856,656.45	-	8,706.29	(5,708,825.90)
TOTAL LIABILITIES, DEFERRED INFLOWS OF RESOURCES AND FUND BALANCES	\$ 7,517,444.50	\$ 100,014,909.65	\$ 76,848,977.67	\$ -	\$ 8,706.29	\$ 23,869,117.67

UNAUDITED

Texas Parks and Wildlife Department (802)
 EXHIBIT A-1 - COMBINING BALANCE SHEET - ALL GENERAL AND CONSOLIDATED FUNDS
 August 31, 2017

CONSOLIDATED ACCOUNTS									
NON-GAME AND ENDANGERED SPECIES CONSERVATION (0506)	LIFETIME LICENSE ENDOWMENT (0544)	ECONOMIC STABILIZATION (0599)	ARTIFICIAL REEF (0679)	LICENSE PLATE TRUST (0802)	PARKS AND WILDLIFE CONSERVATION AND CAPITAL (5004)	SHRIMP LICENSE BUY BACK (5023)	LARGE COUNTY AND MUNICIPAL RECREATION AND PARKS (5150)	DEFERRED MAINTENANCE (5166)	TOTALS (EXHIBIT I) 2017
\$ 63.00	\$ -	\$ -	\$ -	\$ -	\$ -	\$ -	\$ -	\$ -	\$ 205,536.46
-	-	-	-	-	-	-	-	-	237,511.71
512,461.01	28,479,227.98	-	8,481,898.59	-	2,008,314.60	1,392,336.80	16,965,425.52	-	229,674,729.38
-	-	-	-	-	-	-	-	-	5,404,100.63
-	-	-	-	-	-	-	-	-	12,582,364.52
-	31,229.39	-	9,384.24	1,424.56	-	-	-	-	121,785.79
327.37	76,305.50	-	-	-	-	12,289.08	-	-	7,531,668.29
-	-	-	-	-	-	-	-	-	3,586.87
-	-	-	804.29	2.45	-	-	27,913.06	0.02	1,714,713.35
-	-	-	-	-	-	-	-	-	262,452.95
-	-	344.85	-	1,292,413.35	-	-	41,962.64	2,608,568.50	9,427,379.77
-	-	-	-	-	-	-	-	-	2,105,145.85
-	-	-	-	-	-	-	-	-	930,877.01
512,851.38	28,586,762.87	344.85	8,492,087.12	1,293,840.36	2,008,314.60	1,404,625.88	17,035,301.22	2,608,568.52	270,201,852.58
-	-	-	-	-	-	-	-	-	-
\$ 512,851.38	\$ 28,586,762.87	\$ 344.85	\$ 8,492,087.12	\$ 1,293,840.36	\$ 2,008,314.60	\$ 1,404,625.88	\$ 17,035,301.22	\$ 2,608,568.52	\$ 270,201,852.58
-	-	-	-	-	-	-	-	-	-
-	-	-	-	-	-	-	-	-	-
\$ 11,789.95	\$ -	\$ 344.85	\$ 1,368,572.49	\$ 581,079.09	\$ 1,726,914.56	\$ -	\$ 16,175,729.38	\$ 73,738,389.83	\$ 183,153,556.74
-	-	-	-	-	-	-	72,130.35	-	22,150,376.48
5,252.09	-	-	18,244.83	1,373.71	-	-	29,636.79	92,120.90	1,691,539.78
-	-	-	-	-	-	-	-	-	262,455.35
-	-	-	447,948.62	41,950.43	-	-	-	-	9,548,040.25
-	-	-	-	-	-	-	-	-	3,709,184.59
17,042.04	-	344.85	1,834,765.94	624,403.23	1,726,914.56	-	16,277,496.52	73,830,510.73	220,515,153.19
-	-	-	-	-	-	-	-	-	-
17,042.04	-	344.85	1,834,765.94	624,403.23	1,726,914.56	-	16,277,496.52	73,830,510.73	220,515,153.19
-	-	-	-	-	-	-	-	-	-
-	-	-	-	-	-	-	-	-	-
-	-	-	-	-	-	-	-	-	3,036,022.86
-	-	-	13,136.31	-	-	-	-	-	31,026,073.61
495,809.34	28,586,762.87	-	6,644,184.87	669,437.13	281,400.04	1,404,625.88	757,804.70	(71,221,942.21)	15,624,602.92
495,809.34	28,586,762.87	-	6,657,321.18	669,437.13	281,400.04	1,404,625.88	757,804.70	(71,221,942.21)	49,686,699.39
\$ 512,851.38	\$ 28,586,762.87	\$ 344.85	\$ 8,492,087.12	\$ 1,293,840.36	\$ 2,008,314.60	\$ 1,404,625.88	\$ 17,035,301.22	\$ 2,608,568.52	\$ 270,201,852.58

UNAUDITED

Texas Parks and Wildlife Department (802)
 EXHIBIT A-2 - COMBINING STATEMENT OF REVENUES, EXPENDITURES AND
 CHANGES IN FUND BALANCES - All General and Consolidated Funds
 For the fiscal year ended August 31, 2017

	CONSOLIDATED ACCOUNTS						
	GENERAL REVENUE (0001)	GAME, FISH AND WATER SAFETY (0009)	STATE PARKS (0064)	OPERATORS/ CHAUFFERS LICENSE (0099)	FEDERAL LAND AND WATER CONSERVATION (0223)	TEXAS RECREATION AND PARKS (0467)	NON-GAME AND ENDANGERED SPECIES CONSERVATION (0506)
REVENUES							
Legislative Appropriations:							
Original Appropriations (GR)	\$ 15,184,944.00	\$ -	\$ -	\$ -	\$ -	\$ -	\$ -
Additional Appropriations (GR)	7,033,562.26	-	-	-	-	-	-
Taxes (GR)	-	3,080,372.24	-	-	-	-	-
Federal Revenue (PR-Operating Grants & Contr)	263,056.00	49,623,444.42	2,079,512.52	-	-	6,316,103.12	-
Federal Pass-Through Revenue (PR-Operating Grants & Contr)	-	4,162,523.22	1,954,059.86	-	-	-	-
State Grant Pass-Through Revenue (PR-Operating Grants & Contr)	-	3,550,933.29	-	-	-	-	-
Licenses, Fees and Permits (PR-Chg for Serv)	398,945.00	133,204,330.16	56,370,349.08	-	-	-	28,237.62
Interest, Dividend and Other Income (GR)	-	952,964.97	-	-	-	-	-
Land Income (PR-Chg for Serv)	-	2,030,466.42	1,612,277.87	-	-	-	-
Settlement of Claims (GR)	-	178,890.84	-	-	-	-	-
Sales of Goods and Services (PR-Chg for Serv)	12,976.43	1,684,801.38	1,299,669.34	-	-	-	2,812.78
Other (PR-Operating Grants & Contr)	-	4,219,800.42	1,179,830.08	-	-	-	6,603.56
Other (GR)	5,958.33	1,706,573.53	327,754.39	-	-	-	-
TOTAL REVENUES	22,899,442.02	204,395,100.89	64,823,453.14	-	-	6,316,103.12	37,653.96
EXPENDITURES							
Salaries and Wages	8,138,599.79	93,286,823.41	63,404,124.83	-	-	773,088.78	37,597.50
Payroll Related Costs	7,102,653.83	35,359,124.35	25,273,095.92	-	-	2,189,100.46	10,040.71
Professional Fees and Services	34,547.79	4,560,889.33	4,744,785.24	-	-	27,084.10	-
Travel	79,885.38	1,983,125.81	860,218.67	-	-	41,955.57	747.96
Materials and Supplies	1,300,887.07	24,421,505.64	17,174,659.28	-	-	597,804.42	14,071.46
Communication and Utilities	47,764.13	7,316,018.96	7,040,818.91	-	-	11,244.11	-
Repairs and Maintenance	367,378.35	4,510,990.15	6,530,999.81	-	-	334,470.10	75.17
Rentals and Leases	682,827.22	3,330,950.59	549,639.37	-	-	13,492.59	-
Printing and Reproduction	52,841.38	752,314.72	458,843.32	-	-	591.10	-
Claims and Judgements	-	123,984.21	13,420.18	-	-	-	-
Federal Grant Pass-Through Expenditure	-	3,573,733.83	-	-	-	355,962.49	-
State Grant Pass-Through Expenditure	557,130.15	2,267,483.57	37,191.00	-	-	49,766.93	-
Intergovernmental Payments	1,850,842.36	18,476,858.51	90,959.04	-	-	35,856,086.99	4,634.66
Public Assistance Payments	1,293,241.34	3,717,892.79	40,000.00	-	-	1,066,412.88	1,365.34
Other Expenditures	2,390,469.82	18,027,155.89	13,886,080.99	-	-	627,209.56	13,364.55
Capital Outlay	1,486,203.96	17,686,502.74	5,140,325.47	-	-	-	-
TOTAL EXPENDITURES	25,385,272.57	239,395,354.50	145,245,162.03	-	-	41,944,270.08	81,897.35
Excess (Deficiency) of Revenues							
Over (Under) Expenditures	(2,485,830.55)	(35,000,253.61)	(80,421,708.89)	-	-	(35,628,166.96)	(44,243.39)
OTHER FINANCING SOURCES (USES)							
Bond and Note Issued	-	-	-	-	-	-	-
Sale of Capital Assets	139,360.19	628,786.44	-	-	-	-	-
Transfers-In	-	1,545,595.71	108,886,071.22	-	-	11,549,795.65	-
Transfers-Out	(3,447,096.64)	1,227,905.06	(25,297,017.32)	(177.68)	-	-	-
Insurance Recoveries	-	81,910.91	-	-	-	-	-
TOTAL OTHER FINANCING SOURCES (USES)	(3,307,736.45)	3,484,198.12	83,589,053.90	(177.68)	-	11,549,795.65	-
SPECIAL ITEMS							
Proceeds from Sale of Park Land	-	-	-	-	-	-	-
EXTRAORDINARY ITEMS							
Natural Disaster	-	-	-	-	-	-	-
Net Change in Fund Balances	(5,793,567.00)	(31,516,055.49)	3,167,345.01	(177.68)	-	(24,078,371.31)	(44,243.39)
FUND FINANCIAL STATEMENT - FUND BALANCES							
Fund Balances, September 1, 2016	8,409,505.37	67,874,256.42	45,689,311.44	177.68	8,706.29	18,369,545.41	540,052.73
Restatements (Note 14)	-	-	-	-	-	-	-
Fund Balances, September 1, 2016, as Restated	8,409,505.37	67,874,256.42	45,689,311.44	177.68	8,706.29	18,369,545.41	540,052.73
Appropriations Lapsed	(75,195.68)	-	-	-	-	-	-
FUND BALANCES, AUGUST 31, 2017	\$ 2,540,742.69	\$ 36,358,200.93	\$ 48,856,656.45	\$ -	\$ 8,706.29	\$ (5,708,825.90)	\$ 495,809.34

UNAUDITED

Texas Parks and Wildlife Department (802)
 EXHIBIT A-2 - COMBINING STATEMENT OF REVENUES, EXPENDITURES AND
 CHANGES IN FUND BALANCES - All General and Consolidated Funds
 For the fiscal year ended August 31, 2017

CONSOLIDATED ACCOUNTS								
LIFETIME LICENSE ENDOWMENT (0544)	ECONOMIC STABILIZATION (0599)	ARTIFICIAL REEF (0679)	LICENSE PLATE TRUST (0802)	PARKS AND WILDLIFE CONSERVATION AND CAPITAL (6004)	SHRIMP LICENSE BUY BACK (5023)	LARGE COUNTY AND MUNICIPAL RECREATION AND PARKS (5150)	DEFERRED MAINTENANCE (5166)	TOTALS (EXHIBIT II) 2017
\$ -	\$ -	\$ -	\$ -	\$ -	\$ -	\$ -	\$ -	\$ 15,184,944.00
-	-	-	-	-	-	-	-	7,033,562.26
-	-	-	-	-	-	-	-	3,080,372.24
-	-	-	-	-	-	-	-	58,282,116.06
-	-	-	-	-	-	-	-	6,116,583.08
-	-	-	-	-	-	-	-	3,550,933.29
1,303,053.70	-	-	634,161.27	-	118,872.64	-	-	192,057,949.47
303,689.25	-	98,811.68	12,829.95	-	-	-	-	1,368,295.85
-	-	-	-	-	-	-	-	3,642,744.29
-	-	-	-	-	-	-	-	178,890.84
-	-	-	-	-	-	-	-	3,000,259.93
842.15	-	2,390,000.00	-	-	-	-	-	7,797,076.21
-	-	53,307.43	-	-	-	-	-	2,093,593.68
1,607,585.10	-	2,542,119.11	646,991.22	-	118,872.64	-	-	303,387,321.20
183.87	-	223,462.65	-	(80,711.38)	-	448,550.92	426,207.01	166,657,927.38
28,163.96	-	67,071.34	-	240,022.49	-	1,774,208.03	140,621.07	72,184,102.16
-	118,150.15	192.36	8,235.50	3,125.13	-	976.60	1,937,399.24	11,435,385.44
-	-	7,136.23	17,238.57	(28.60)	-	13,548.68	30,390.85	3,034,219.12
-	-	414,165.97	131,878.65	1,379,530.33	-	27,129.90	56,985,161.24	102,446,793.96
-	344.81	2,042.00	61,496.26	-	-	5,713.26	11,431.30	14,496,873.74
-	-	11,051.75	11,203.29	130,683.33	-	10,091.72	3,273,988.61	15,180,932.28
88,187.01	0.04	9,475.39	2,821.48	32,200.00	-	724.28	10,951.09	4,721,269.06
404.50	-	167.94	4,918.08	-	-	421.49	12,273.47	1,282,776.00
-	-	55,000.00	-	-	-	-	-	192,404.39
-	-	-	-	-	-	-	-	3,929,696.32
-	620.14	849,207.10	68,806.78	-	-	3,275.42	66,837.21	3,900,318.30
-	14,709.68	843,772.77	249,947.44	-	-	17,434,527.02	-	74,822,338.47
-	-	-	86,097.02	-	-	870,712.27	-	7,075,721.64
370.00	171,311.01	305,634.68	459,169.32	387,156.47	121,060.00	42,376.11	14,070,860.61	50,502,219.01
-	716,031.69	3,754,168.81	-	368,264.87	-	-	11,761,893.44	40,913,390.98
117,309.34	1,021,167.52	6,542,548.99	1,101,812.39	2,460,242.64	121,060.00	20,632,255.70	88,728,015.14	572,776,368.25
1,490,275.76	(1,021,167.52)	(4,000,429.88)	(454,821.17)	(2,460,242.64)	(2,187.36)	(20,632,255.70)	(88,728,015.14)	(269,389,047.05)
-	-	-	-	-	-	-	-	-
-	1,047,387.54	-	-	6,478,485.81	-	8,089,550.77	30,578,596.74	168,175,483.44
-	-	-	-	(4,884,162.00)	-	-	(12,721,791.54)	(45,122,340.12)
-	-	-	-	-	-	-	-	81,910.91
-	1,047,387.54	-	-	1,594,323.81	-	8,089,550.77	17,856,805.20	123,903,200.86
-	-	-	-	-	-	-	-	-
1,490,275.76	26,220.02	(4,000,429.88)	(454,821.17)	(865,918.83)	(2,187.36)	(12,542,704.93)	(70,871,209.94)	(145,485,846.19)
27,096,487.11	(26,220.02)	10,657,751.06	1,124,258.30	1,147,318.87	1,406,813.24	13,300,509.63	(350,732.27)	195,247,741.26
27,096,487.11	(26,220.02)	10,657,751.06	1,124,258.30	1,147,318.87	1,406,813.24	13,300,509.63	(350,732.27)	195,247,741.26
-	-	-	-	-	-	-	-	(75,195.68)
\$ 28,586,762.87	\$ 0.00	\$ 6,657,321.18	\$ 669,437.13	\$ 281,400.04	\$ 1,404,625.88	\$ 757,804.70	\$ (71,221,942.21)	\$ 49,686,699.39

Texas Parks and Wildlife Department (802)
 EXHIBIT C-1 - COMBINING BALANCE SHEET – DEBT SERVICE FUNDS
 August 31, 2017

TEXAS PARKS DEVELOPMENT BONDS INTEREST AND SINKING FUND (0409)	TOTALS (EXHIBIT I) 2017
--	-------------------------------

ASSETS			
Current Assets:			
Cash and Cash Equivalents		33.92	33.92
Cash in State Treasury	\$	6.23	\$ 6.23
Interest and Dividends			
Total Current Assets		40.15	40.15
Total Non-Current Assets		-	-
TOTAL ASSETS	\$	40.15	\$ 40.15
DEFERRED OUTFLOWS OF RESOURCES			
Deferred Outflows of Resources		-	-
TOTAL DEFERRED OUTFLOWS OF RESOURCES		-	-
LIABILITIES, DEFERRED INFLOWS OF RESOURCES AND FUND BALANCES			
Total Current Liabilities	\$	-	\$ -
Total Non-Current Liabilities		-	-
TOTAL LIABILITIES		-	-
DEFERRED INFLOWS OF RESOURCES			
Deferred Inflows of Resources		-	-
TOTAL DEFERRED INFLOWS OF RESOURCES		-	-
Fund Balances (Deficits):			
Restricted		40.15	40.15
Total Fund Balances		40.15	40.15
TOTAL LIABILITIES, DEFERRED INFLOWS OF RESOURCES AND FUND BALANCES	\$	40.15	\$ 40.15

Texas Parks and Wildlife Department (802)
EXHIBIT C-2 - COMBINING STATEMENT OF REVENUES, EXPENDITURES
AND CHANGES IN FUND BALANCES - Debt Service Funds
 For the fiscal year ended August 31, 2017

	TEXAS PARKS DEVELOPMENT BONDS INTEREST AND SINKING FUND (0409)	TOTALS (EXHIBIT II) 2017
REVENUES		
Interest, Dividend and Other Income (GR)	\$ 226.34	\$ 226.34
TOTAL REVENUES	226.34	226.34
EXPENDITURES		
TOTAL EXPENDITURES	-	-
Excess (Deficiency) of Revenues Over (Under) Expenditures	226.34	226.34
OTHER FINANCING SOURCES (USES)		
Transfers-Out	(209.26)	(209.26)
TOTAL OTHER FINANCING SOURCES (USES)	(209.26)	(209.26)
SPECIAL ITEMS		
Proceeds from Sale of Park Land	-	-
EXTRAORDINARY ITEMS		
Natural Disaster	-	-
Net Change in Fund Balances	17.08	17.08
FUND FINANCIAL STATEMENT - FUND BALANCES		
Fund Balances, September 1, 2016	23.07	23.07
Restatements (Note 14)	-	-
Fund Balances, September 1, 2016, as Restated	23.07	23.07
Appropriations Lapsed	-	-
FUND BALANCES, AUGUST 31, 2017	\$ 40.15	\$ 40.15

Texas Parks and Wildlife Department (802)
 EXHIBIT D-1 - COMBINING BALANCE SHEET - Capital Projects Funds
 August 31, 2017

	T.P.F.A. G.O. COMMERCIAL PAPER SERIES 2008 TPWD PROJECT 1A FUND (7635)		T.P.F.A. G.O. COMMERCIAL PAPER SERIES 2008 TPWD PROJECT 1B FUND (7647)	
ASSETS				
Current Assets:				
Cash and Cash Equivalents				
Due From Other Agencies	\$	295.11	\$	67.57
Total Current Assets		295.11		67.57
Total Non-Current Assets		-		-
TOTAL ASSETS	\$	295.11	\$	67.57
DEFERRED OUTFLOWS OF RESOURCES				
Deferred Outflows of Resources		-		-
TOTAL DEFERRED OUTFLOWS OF RESOURCES		-		-
LIABILITIES, DEFERRED INFLOWS OF RESOURCES AND FUND BALANCES				
Liabilities				
Current Liabilities:				
Payables from:				
Accounts	\$	101,015.79	\$	306,079.37
Interfund Payable		3,020.04		11.31
Total Current Liabilities		104,035.83		306,090.68
Total Non-Current Liabilities		-		-
TOTAL LIABILITIES		104,035.83		306,090.68
DEFERRED INFLOWS OF RESOURCES				
Deferred Inflows of Resources		-		-
TOTAL DEFERRED INFLOWS OF RESOURCES		-		-
Fund Balances (Deficits):				
Unassigned		(103,740.72)		(306,023.11)
Total Fund Balances		(103,740.72)		(306,023.11)
TOTAL LIABILITIES, DEFERRED INFLOWS OF RESOURCES AND FUND BALANCES	\$	295.11	\$	67.57

Texas Parks and Wildlife Department (802)
 EXHIBIT D-1 - COMBINING BALANCE SHEET - Capital Projects Funds
 August 31, 2017

T.P.F.A. G.O. COMMERCIAL PAPER SERIES 2008 TPWD PROJECT 1C FUND (7654)	T.P.F.A. G.O. COMMERCIAL PAPER SERIES 2008 TPWD PROJECT 1D FUND (7659)	TOTALS (EXHIBIT I) 2017
--	--	-------------------------------

\$ 667,118.74	\$ 1,057.11	\$ 668,538.53
667,574.62	1,057.93	668,995.23
-	-	-
\$ 667,574.62	\$ 1,057.93	\$ 668,995.23

-	-	-
-	-	-

\$ 9,824,230.92	\$ 1,585,404.99	\$ 11,816,731.07
16,926.59	3,672.33	23,630.27
9,841,157.51	1,589,077.32	11,840,361.34
-	-	-
9,841,157.51	1,589,077.32	11,840,361.34

-	-	-
-	-	-

(9,173,582.89)	(1,588,019.39)	(11,171,366.11)
(9,173,582.89)	(1,588,019.39)	(11,171,366.11)
\$ 667,574.62	\$ 1,057.93	\$ 668,995.23

Texas Parks and Wildlife Department (802)
EXHIBIT D-2 - COMBINING STATEMENT OF REVENUES, EXPENDITURES AND
CHANGES IN FUND BALANCES - Capital Projects Funds
 For the fiscal year ended August 31, 2017

	T.P.F.A. G.O. COMMERCIAL PAPER SERIES 2008 TPWD PROJECT 1A FUND (7635)	T.P.F.A. G.O. COMMERCIAL PAPER SERIES 2008 TPWD PROJECT 1B FUND (7647)	T.P.F.A. G.O. COMMERCIAL PAPER SERIES 2008 TPWD PROJECT 1C FUND (7654)
REVENUES			
Other (GR)	\$ -	\$ 235.05	\$ -
TOTAL REVENUES	\$ -	\$ -	\$ -
EXPENDITURES			
Salaries and Wages	7,512.41	5,708.37	215,966.02
Payroll Related Costs	2,338.54	1,573.59	89,802.16
Professional Fees and Services	-	12,196.68	189,139.40
Travel	402.54	183.65	23,969.19
Materials and Supplies	6,097.65	233,061.47	4,779,230.26
Communication and Utilities	-	-	4,353.83
Repairs and Maintenance	-	145,257.32	1,203,220.95
Rentals and Leases	-	-	3,643.31
Printing and Reproduction	157.60	656.71	514.26
Other Expenditures	95,090.81	51,702.12	4,207,160.56
Capital Outlay	15,226.25	484,343.33	4,135,822.57
TOTAL EXPENDITURES	126,825.80	934,683.24	14,852,822.51
Excess (Deficiency) of Revenues Over (Under) Expenditures	(126,825.80)	(934,683.24)	(14,852,822.51)
OTHER FINANCING SOURCES (USES)			
Transfers-In	29,176.75	636,851.46	6,121,979.78
TOTAL OTHER FINANCING SOURCES (USES)	29,176.75	636,851.46	6,121,979.78
SPECIAL ITEMS			
Proceeds from Sale of Park Land	-	-	-
EXTRAORDINARY ITEMS			
Natural Disaster	-	-	-
Net Change in Fund Balances	(97,649.05)	(297,831.78)	(8,730,842.73)
FUND FINANCIAL STATEMENT - FUND BALANCES			
Fund Balances, September 1, 2016	(6,091.67)	(8,191.33)	(442,975.21)
Restatements (Note 14)	-	-	-
Fund Balances, September 1, 2016, as Restated	(6,091.67)	(8,191.33)	(442,975.21)
Appropriations Lapsed	-	-	-
FUND BALANCES, AUGUST 31, 2017	\$ (103,740.72)	\$ (306,023.11)	\$ (9,173,817.94)

Texas Parks and Wildlife Department (802)
EXHIBIT D-2 - COMBINING STATEMENT OF REVENUES, EXPENDITURES AND
CHANGES IN FUND BALANCES - Capital Projects Funds
 For the fiscal year ended August 31, 2017

T.P.F.A. G.O. COMMERCIAL PAPER SERIES 2008 TPWD PROJECT 1D FUND (7659)	TOTALS (EXHIBIT II) 2017
\$ -	\$ 235.05
\$ -	\$ -
94,748.52	323,935.32
32,821.76	126,536.05
6,265.00	207,601.08
7,724.19	32,279.57
1,284,826.93	6,303,216.31
-	4,353.83
711,697.76	2,060,176.03
765.45	4,408.76
848.47	2,177.04
373,089.82	4,727,043.31
313,140.29	4,948,532.44
2,825,928.19	18,740,259.74
(2,825,928.19)	(18,740,259.74)
1,367,988.46	8,155,996.45
1,367,988.46	8,155,996.45
-	-
-	-
(1,457,939.73)	(10,584,263.29)
(130,079.66)	(587,337.87)
-	-
(130,079.66)	(587,337.87)
-	-
\$ (1,588,019.39)	\$ (11,171,601.16)

Texas Parks and Wildlife Department (802)
EXHIBIT E-1 - COMBINING BALANCE SHEET - Permanent Funds
 August 31, 2017

	STATE PARKS ENDOWMENT TRUST ACCOUNT (0885)		TOTALS (EXHIBIT I) 2017	
ASSETS				
Current Assets:				
Cash and Cash Equivalents				
Cash in State Treasury	\$	630,600.57	\$	630,600.57
Interest and Dividends		694.80		694.80
Total Current Assets		631,295.37		631,295.37
Total Non-Current Assets		-		-
TOTAL ASSETS	\$	631,295.37	\$	631,295.37
DEFERRED OUTFLOWS OF RESOURCES				
Deferred Outflows of Resources		-		-
TOTAL DEFERRED OUTFLOWS OF RESOURCES		-		-
LIABILITIES, DEFERRED INFLOWS OF RESOURCES AND FUND BALANCES				
Total Current Liabilities	\$	-	\$	-
Total Non-Current Liabilities		-		-
TOTAL LIABILITIES		-		-
DEFERRED INFLOWS OF RESOURCES				
Deferred Inflows of Resources		-		-
TOTAL DEFERRED INFLOWS OF RESOURCES		-		-
Fund Balances (Deficits):				
Nonspendable		358,676.74		358,676.74
Restricted		272,618.63		272,618.63
Total Fund Balances		631,295.37		631,295.37
TOTAL LIABILITIES, DEFERRED INFLOWS OF RESOURCES AND FUND BALANCES	\$	631,295.37	\$	631,295.37

Texas Parks and Wildlife Department (802)
EXHIBIT E-2 - COMBINING STATEMENT OF REVENUES, EXPENDITURE
AND CHANGES IN FUND BALANCES - Permanent Funds
 For the fiscal year ended August 31, 2017

STATE PARKS ENDOWMENT TRUST ACCOUNT (0885)	TOTALS (EXHIBIT II) 2017
--	---

REVENUES			
Interest, Dividend and Other Income (GR)	\$	6,849.00	\$ 6,849.00
TOTAL REVENUES		6,849.00	6,849.00
EXPENDITURES			
TOTAL EXPENDITURES		-	-
Excess (Deficiency) of Revenues Over (Under) Expenditures		6,849.00	6,849.00
OTHER FINANCING SOURCES (USES)			
TOTAL OTHER FINANCING SOURCES (USES)		-	-
SPECIAL ITEMS			
Proceeds from Sale of Park Land		-	-
EXTRAORDINARY ITEMS			
Natural Disaster		-	-
Net Change in Fund Balances		6,849.00	6,849.00
FUND FINANCIAL STATEMENT - FUND BALANCES			
Fund Balances, September 1, 2016		624,446.37	624,446.37
Restatements (Note 14)		-	-
Fund Balances, September 1, 2016, as Restated		624,446.37	624,446.37
Appropriations Lapsed		-	-
FUND BALANCES, AUGUST 31, 2017	\$	631,295.37	\$ 631,295.37

Texas Parks & Wildlife Department (802)
EXHIBIT J-1 - COMBINING STATEMENT OF CHANGES IN
ASSETS AND LIABILITIES - Agency Funds
 August 31, 2017

	BEGINNING BALANCE SEPTEMBER 1, 2016		ADDITIONS		DEDUCTIONS		ENDING BALANCE AUGUST 31, 2017
Unappropriated Collections General Revenue Fund (0001) U/F (1000)							
ASSETS							
Current							
Cash on Hand	\$ 0.08	\$	0.80	\$	0.08	\$	0.80
Cash in State Treasury	-		49,041.41		49,041.41		-
Total Current Assets	\$ 0.08	\$	49,042.21	\$	49,041.49	\$	0.80
LIABILITIES							
Current							
Funds Held for Others	\$ 0.08	\$	49,042.13	\$	49,041.41	\$	0.80
Total Current Liabilities	\$ 0.08	\$	49,042.13	\$	49,041.41	\$	0.80
P&W Point of Sale Deposits Escrow Trust (0843)							
ASSETS							
Current							
Cash On Hand	\$ 225.00	\$	75.00	\$	225.00	\$	75.00
Cash in State Treasury	190,608.18		218,412.93		207,690.18		201,330.93
Total Current Assets	\$ 190,833.18	\$	218,487.93	\$	207,915.18	\$	201,405.93
LIABILITIES							
Current							
Accounts Payable	\$ -	\$	2,420.00	\$	2,420.00	\$	-
Funds Held for Others	190,833.18		218,412.93		207,840.18		201,405.93
Total Current Liabilities	\$ 190,833.18	\$	220,832.93	\$	210,260.18	\$	201,405.93
Departmental Suspense (0900)							
ASSETS							
Current							
Cash in State Treasury	\$ -	\$	5,358.33	\$	5,358.33	\$	-
Total Current Assets	\$ -	\$	5,358.33	\$	5,358.33	\$	-
LIABILITIES							
Current							
Funds Held for Others		\$	5,358.33	\$	5,358.33	\$	-
Total Current Liabilities	\$ -	\$	5,358.33	\$	5,358.33	\$	-
Suspense - Star of the Republic Museum (0900) U/F (0922) *							
ASSETS							
Current							
Cash in State Treasury	\$ 10,424.36	\$	28,832.71	\$	28,599.36	\$	10,657.71
Total Current Assets	\$ 10,424.36	\$	28,832.71	\$	28,599.36	\$	10,657.71
LIABILITIES							
Current							
Accounts Payable	\$ -	\$	18,175.00	\$	18,175.00	\$	-
Funds Held for Others	10,424.36		28,832.71		28,599.36		10,657.71
Total Current Liabilities	\$ 10,424.36	\$	47,007.71	\$	46,774.36	\$	10,657.71
Suspense - USFWS Refuge Hunt Permit (0900) U/F (0936) *							
ASSETS							
Current							
Cash in State Treasury	\$ -	\$	115,187.50	\$	115,187.50	\$	-
Total Current Assets	\$ -	\$	115,187.50	\$	115,187.50	\$	-
LIABILITIES							
Current							
Accounts Payable	\$ -	\$	115,187.50	\$	115,187.50	\$	-
Funds Held for Others	-		115,187.50		115,187.50		-
Total Current Liabilities	\$ -	\$	230,375.00	\$	230,375.00	\$	-

Texas Parks & Wildlife Department (802)
EXHIBIT J-1 - COMBINING STATEMENT OF CHANGES IN
ASSETS AND LIABILITIES - Agency Funds
 August 31, 2017

	BEGINNING BALANCE SEPTEMBER 1, 2016	ADDITIONS	DEDUCTIONS	ENDING BALANCE AUGUST 31, 2017
--	---	-----------	------------	--------------------------------------

Suspense - License Donation Veterans (0900) U/F (0937) *

ASSETS				
Current				
Cash in State Treasury	\$ 16,460.00	\$ 520,327.00	\$ 510,176.00	\$ 26,611.00
Receivables:				
Accounts Receivables, Net	18,111.00	-	18,111.00	-
Total Current Assets	\$ 34,571.00	\$ 520,327.00	\$ 528,287.00	\$ 26,611.00
LIABILITIES				
Current				
Due to Other Agencies	\$ 34,571.00	\$ 597,138.00	\$ 601,498.00	\$ 30,211.00
Funds Held for Others	-	520,327.00	523,927.00	(3,600.00)
Total Current Liabilities	\$ 34,571.00	\$ 1,117,465.00	\$ 1,125,425.00	\$ 26,611.00

Suspense - License Donation Hungry Texans (0900) U/F (0938) *

ASSETS				
Current				
Cash in State Treasury	\$ 12,257.00	\$ 126,093.00	\$ 119,285.00	\$ 19,065.00
Receivables:				
Accounts Receivables, Net	9,266.00	-	9,266.00	-
Total Current Assets	\$ 21,523.00	\$ 126,093.00	\$ 128,551.00	\$ 19,065.00

Suspense - License Donation Hungry Texans (0900) U/F (0938) *

LIABILITIES				
Current				
Accounts Payable	\$ 12,257.00	\$ 120,813.00	\$ 133,070.00	\$ -
Funds Held for Others	9,266.00	138,350.00	128,551.00	19,065.00
Total Current Liabilities	\$ 21,523.00	\$ 259,163.00	\$ 261,621.00	\$ 19,065.00

Suspense - Local Hotel Taxes (0900) U/F (0939) *

ASSETS				
Current				
Cash in State Treasury	\$ 58,310.79	\$ 431,357.21	\$ 434,993.68	\$ 54,674.32
Interfund Receivable	-	10.85	10.85	-
Due From Other Funds	-	2.40	-	2.40
Total Current Assets	\$ 58,310.79	\$ 431,370.46	\$ 435,004.53	\$ 54,676.72
LIABILITIES				
Current				
Accounts Payable	\$ -	\$ 180,573.72	\$ 180,573.72	\$ -
Interfund Payables	-	2.40	2.40	-
Due to Other Funds	8.45	-	8.45	-
Funds Held for Others	58,302.34	431,359.61	434,985.23	54,676.72
Total Current Liabilities	\$ 58,310.79	\$ 611,935.73	\$ 615,569.80	\$ 54,676.72

USPS - Overpayments to Employees (0900) U/F (9015) *

ASSETS				
Current				
Cash in State Treasury	\$ 11,857.75	\$ 31,044.98	\$ 23,009.65	\$ 19,893.08
Total Current Assets	\$ 11,857.75	\$ 31,044.98	\$ 23,009.65	\$ 19,893.08
LIABILITIES				
Current				
Funds Held for Others	\$ 11,857.75	\$ 31,044.98	\$ 23,009.65	\$ 19,893.08
Total Current Liabilities	\$ 11,857.75	\$ 31,044.98	\$ 23,009.65	\$ 19,893.08


Agency Suspense Payable Deducts (0900) U/F (9904) *

ASSETS				
Current				
Cash in State Treasury	\$ 138.93	\$ 395,942.26	\$ 396,081.19	\$ -
Total Current Assets	\$ 138.93	\$ 395,942.26	\$ 396,081.19	\$ -

Texas Parks & Wildlife Department (802)
**EXHIBIT J-1 - COMBINING STATEMENT OF CHANGES IN
 ASSETS AND LIABILITIES - Agency Funds**
 August 31, 2017

	BEGINNING BALANCE SEPTEMBER 1, 2016	ADDITIONS	DEDUCTIONS	ENDING BALANCE AUGUST 31, 2017
LIABILITIES				
Current				
Funds Held for Others	\$ 138.93	\$ 395,942.26	\$ 396,081.19	\$ -
Total Current Liabilities	\$ 138.93	\$ 395,942.26	\$ 396,081.19	\$ -
Correction Account - Direct Deposit (0980)				
ASSETS				
Current				
Cash in State Treasury	\$ -	\$ 16,789.52	\$ 16,789.52	\$ -
Total Current Assets	\$ -	\$ 16,789.52	\$ 16,789.52	\$ -
LIABILITIES				
Current				
Funds Held for Others	\$ -	\$ 16,789.52	\$ 16,789.52	\$ -
Total Current Liabilities	\$ -	\$ 16,789.52	\$ 16,789.52	\$ -
USPS - Direct Deposit Return Money (0980) U/F (9014) *				
ASSETS				
Current				
Cash in State Treasury	\$ -	\$ 17,726.14	\$ 17,726.14	\$ -
Total Current Assets	\$ -	\$ 17,726.14	\$ 17,726.14	\$ -
LIABILITIES				
Current				
Funds Held for Others	\$ -	\$ 17,726.14	\$ 17,726.14	\$ -
Total Current Liabilities	\$ -	\$ 17,726.14	\$ 17,726.14	\$ -
Child Support Addenda Deducts - Suspense (0807) U/F (8070) *				
ASSETS				
Current				
Cash in State Treasury	\$ 39,262.45	\$ 514,798.91	\$ 519,252.47	\$ 34,808.89
Total Current Assets	\$ 39,262.45	\$ 514,798.91	\$ 519,252.47	\$ 34,808.89
LIABILITIES				
Current				
Accounts Payable	\$ -	\$ 479,990.02	\$ 479,990.02	\$ -
Funds Held for Others	39,262.45	514,798.91	519,252.47	34,808.89
Total Current Liabilities	\$ 39,262.45	\$ 994,788.93	\$ 999,242.49	\$ 34,808.89
TOTALS - ALL AGENCY FUNDS				
ASSETS				
Current				
Cash on Hand	\$ 225.08	\$ 75.80	\$ 225.08	\$ 75.80
Cash in State Treasury	339,319.46	2,470,911.90	2,443,190.43	367,040.93
Receivables:				
Accounts Receivables, Net	27,377.00	-	27,377.00	-
Interfund Receivable	-	10.85	10.85	-
Due From Other Funds	-	2.40	-	2.40
Total Current Assets	\$ 366,921.54	\$ 2,471,000.95	\$ 2,470,803.36	\$ 367,119.13
LIABILITIES				
Current				
Accounts Payable	\$ 12,257.00	\$ 917,159.24	\$ 929,416.24	\$ -
Interfund Payables	-	2.40	2.40	-
Due to Other Funds	8.45	-	8.45	-
Due to Other Agencies	34,571.00	597,138.00	601,498.00	30,211.00
Funds Held for Others	320,085.09	2,483,172.02	2,466,348.98	336,908.13
Total Current Liabilities	\$ 366,921.54	\$ 3,997,471.66	\$ 3,997,274.07	\$ 367,119.13

*GAAP Fund is noted as (XXXX), USAS D23 U/F (XXXX)



Notes to the Financial Statements





TEXAS PARKS AND WILDLIFE DEPARTMENT (802)

NOTE 1: Summary of Significant Accounting Policies**Entity**

The accompanying financial statements reflect the financial position of the Texas Parks and Wildlife Department (TPWD). TPWD is an agency of the State of Texas, and its financial records comply with state statutes and regulations. This includes compliance with the Texas Comptroller of Public Accounts' *Reporting Requirements - Annual Financial Reports of State Agencies and Universities*.

TPWD, established by the Legislature in 1963 by merging the State Parks Board and the Game and Fish Commission, operates under the Parks and Wildlife Code. Policy direction is provided by the Texas Parks and Wildlife Commission. An Executive Director, appointed by the Commission, directs the administration of TPWD.

TPWD's primary functions are management and conservation of the state's natural and cultural resources, provision of outdoor recreational opportunities, conservation education and outreach, and cultural/historical interpretation. To this end, TPWD:

- Operates and maintains a system of public lands including wildlife management areas, fish hatcheries, and state parks, historic sites, and natural areas.
- Serves as the state agency with primary responsibility for conserving, protecting and enhancing the state's fish and wildlife resources. In fulfilling these responsibilities, TPWD monitors and assesses habitats, provides technical assistance to landowners, surveys fish and game/nongame populations, conducts research and demonstration projects, and stocks inland and coastal waters with game fish.
- Regulates and enforces commercial and recreational fishing, hunting, boating, water safety and nongame laws in the state as well as the Texas Parks and Wildlife Code, the Penal Code, the Water Code and the Antiquities Code.
- Monitors, conserves and enhances aquatic and wildlife habitat, including the quality and quantity of rivers, streams, lakes, coastal marshes, bays, beaches and gulf waters. By statute, TPWD coordinates much of this activity with other state and federal agencies.
- Informs and educates the public regarding laws and rules regulating fish, game/nongame wildlife and environmental habitats, boating safety, firearm safety for hunters, fish and wildlife conservation and outdoor recreation in general.
- Provides direct matching grants to local political subdivisions and non-profit entities for planning, acquisition or development of local parks, indoor and outdoor recreational facilities, and for recreation, conservation and education programs for underserved populations.

Due to statewide requirements embedded in Governmental Accounting Standards Board Statement No. 34, *Basic Financial Statements – and Management's Discussion and Analysis – for State and Local Governments*, the Comptroller of Public Accounts does not require the accompanying annual financial report to comply with all the requirements in this statement. The financial report will be considered for audit by the State Auditor as part of the audit of the State of Texas *Comprehensive Annual Financial Report (CAFR)*; therefore, an opinion has not been expressed on the financial statements and related information contained in this report.

Blended and Discretely Presented Component Units:

No blended or discretely presented component units have been identified.

TEXAS PARKS AND WILDLIFE DEPARTMENT (802)

NOTE 1: Summary of Significant Accounting Policies (Continued)**Fund Structure**

The accompanying financial statements are presented on the basis of funds, each of which is considered a separate accounting entity. The operations of each fund are accounted for with a separate set of self-balancing accounts that comprise its assets, liabilities, revenues, expenditures and fund balances/net position. These accounts are segregated for the purpose of carrying on specific activities or attaining certain objectives in accordance with special regulations, restrictions, or limitations.

Governmental Fund Types & Government-wide Adjustment Fund Types

General and administrative operations of TPWD are financed from general revenue, debt service, capital project and permanent funds. General revenue funds serve as the general operating funds of the agency used to account for most of the agency's general activities. Debt service funds are used to account for and report financial resources that are restricted, committed or assigned to expenditure for principal and interest payments. Capital projects funds are used to account for and report financial resources that are restricted, committed or assigned to expenditure for capital outlays, including the acquisition or construction of capital facilities and other capital assets. Permanent funds are used to report resources legally restricted to the extent that only earnings, and not principal, may be used for purposes that support the state's programs.

General Revenue Funds (GAAP Fund Type 01):

General Revenue Fund (Fund 0001) – Is the principle operating fund used to account for all financial resources of the state except those required to be accounted for in another fund:

Game, Fish and Water Safety (Fund 0009) - To receive revenues from: licenses, stamps, fees, permits and fines involving the laws and duties regarding game and fish; sales of marl, sand, shell, gravel and mud shell; oyster bed rentals and permits; federal funds received under chapter 77; sale of property purchased from this account; titling and licensing registration fees; fines/penalties for violation of laws pertaining to wildlife protection and conservation; sale of rough fish, seized pelts; sale or lease of grazing rights; and other sources as provided by law. To be used for administration/enforcement of game, fish, and water safety laws, wildlife management, expansion/development, research, boat ramps and other uses provided by law.

Not later than the 10th day of each month, 15% of collections from vessel registration and licensing fees and vessel and outbound motor titling fees transferred to GR Account - State Parks (0064).

State Parks (Fund 0064) - To receive the revenue from grants or operation of concessions in state parks or fishing publications on state parks, state historic sites, or state scientific areas; fines and penalties; permit application fees; allocation from sporting goods tax revenues; and revenue from other sources provided by law. TPWD may also deposit to the credit of the state parks account all revenue, less allowable costs, from the following sources: (1) private contributions, grants, and donations received for state parks-related purposes; and (2) federal funds received for state parks-related purposes. This account is not earmarked or dedicated for a specific purpose; however, the Legislature has followed the practice of appropriating money in the account for the maintenance and improvement of State Parks.

Not later than the 10th day each month, 15% of collections from vessel registration and licensing fees and vessel and outboard motor titling fees transferred from GR Account - Game Fish and Water Safety (0009) are transferred to this account.

Operators and Chauffeurs License (Fund 0099) - To receive federal dollars and other authorized revenue. This fund may be used for salaries, purchases of equipment and supplies and other expenses necessary for the operation of

TEXAS PARKS AND WILDLIFE DEPARTMENT (802)

NOTE 1: Summary of Significant Accounting Policies (Continued)

the Department of Public Safety.

Federal Land and Water Conservation (Fund 0223) - To receive from federal government and/or any other source for paying cost of planning, acquisition, operation and development of outdoor recreation resources and administrative expenses incident to projects or programs under the scope of "Land and Water Conservation Act of 1965" (Public Law 88-578).

Texas Recreation and Parks (Fund 0467) - To make assistance grants to political subdivisions, direct state matching grants to political subdivisions, and to acquire and develop state parks, recreational areas, open-space and natural areas. Grants may also be made for recreation, conservation, or education programs for underserved populations, including administrative costs. Grants are made only to a county or municipality with a population less than 500,000 or any other political subdivision that is not a county or municipality.

Non-Game and Endangered Species Conservation (Fund 0506) - To receive private contributions, grants, receipts from the sale of wildlife prints, decals and stamps, income from entrance fees, easements, mineral leases, grazing leases and sale of products from lands purchased from this account. The account may be used only for the following purposes:

- (1) dissemination of information pertaining to non-game and endangered species conservation, management, and values;
- (2) scientific investigation and survey of non-game and endangered species for better protection and conservation;
- (3) propagation, distribution, protection, and restoration of non-game and endangered species;
- (4) research and management of non-game and endangered species;
- (5) development of habitats for non-game and endangered species;
- (6) acquisition of habitats for non-game and endangered species; and
- (7) matching of funds available to TPWD.

Lifetime License Endowment (Fund 0544) - To receive money from lifetime hunting, fishing, combination licenses, private contributions, grants/donations and interest income. Money and interest may be used only to acquire, develop, manage and repair public hunting/fishing areas and to make capital purchases related to fisheries and wildlife resources. No expenditure shall be made from the principal. Account must retain a \$20 million balance and is invested based on commission rule.

Economic Stabilization Fund (Fund 0599) - Revenue to the fund consists of transfers from General Revenue Fund 0001 of:

- (1) At least one-half of an amount equal to 75 percent of oil production and natural gas production tax revenues in any fiscal year that exceeds fiscal 1987 collections.
- (2) One-half of any unencumbered General Revenue surplus at the end of each biennium.

Fund may include any other money appropriated to the fund by the legislature. Fund may be used to eliminate temporary cash deficiency in Fund (0001). Legislature may appropriate the fund for any purpose if two-thirds vote of members present in each house is received.

The Constitution caps the maximum balance at an amount not to exceed 10% of GR deposited during the previous biennium excluding investment income, interest income and amounts borrowed from special funds. A special committee of the Legislature determines and adopts a minimum balance for the fund.

TEXAS PARKS AND WILDLIFE DEPARTMENT (802)

NOTE 1: Summary of Significant Accounting Policies (Continued)

The amount above the minimum balance is to be invested by the Comptroller's Office per Government Code 404.024(j) investment standards.

Artificial Reef (Fund 0679) - Used promote to manage artificial reefs or artificial reef systems, including siting, designing, constructing, and monitoring. Account consists of grants, donations, of money or materials, and other forms of assistance from private and public sources.

License Plate Trust Fund (Fund 0802) - Created in the treasury for deposit of specialty license plate fees and related revenue collected under Subchapter G, Transportation Code previously deposited in various General Revenue accounts. Also includes balances of specialty license plate General Revenue accounts for specialty license plate established under Subchapter G, Transportation Code. Dedicated balances and revenues are to be deposited into accounts within the fund to be used in accordance with their specific statutory purpose.

Parks and Wildlife Conservation and Capital (Fund 5004) - Created to receive credits under § 151.801, Tax Code after required allocations made and revenue bond proceeds issued under § 13.0045 for Parks and Wildlife facilities. Only to acquire and develop and maintain parks, fisheries and wildlife projects including:

- (1) Developing and improving land and facilities.
- (2) Debt service on certain park development bonds.
- (3) Local Park grants.
- (4) Partnerships to enhance conservation.
- (5) Operational and maintenance costs.
- (6) Matching money for federal grants.

Shrimp License Buy Back (Fund 5023) - Created in General Revenue to receive fees increased by 15%, NTE \$25, for the following licenses: bait-shrimp dealers, wholesale fish dealers, wholesale truck dealers, retail fish dealers, retail dealers trucks, commercial bait-shrimp boats, commercial bay shrimp boats, commercial gulf shrimp boats and transfer fee for commercial bay or bait shrimp boats. Used only to buy back shrimp from a willing license holder, a commercial bay or bait shrimp boat license.

Large County and Municipal Recreation and Parks (Fund 5150) - Account to receive a percentage credit from sporting goods taxes under § 151.801, Tax Code, other sources as required by law, private contributions, grants, donations and federal funds. To be used for grants to large counties and municipalities for the acquisition or development of indoor public recreation facilities.

Deferred Maintenance (Fund 5166) - An account in General Revenue consisting of money appropriated, credited, or transferred at the direction of the legislature. For the repair of state buildings, increasing the efficiency of building operations, and addressing deferred maintenance issues.

Money coming to the fund (and interest earned on that money) from Parks and Wildlife funds and accounts subject to certain federal restrictions, are still subject to federal restrictions after transfer to GR Account 5166 and may only be used for managing the state's fish and wildlife resources.

Debt Service Funds (GAAP Fund Type 03):

Texas Parks Development Bonds Interest and Sinking Fund (Fund 0409) - To receive transfer receipts from funds provided by statute; to receive net receipts from entrance or gate fees, and investment receipts. To be used exclusively for the purpose of paying principal of, and interest on, the bonds as they mature and exchange and collection charges in connection therewith. May be invested in direct obligations to the United States Government.

TEXAS PARKS AND WILDLIFE DEPARTMENT (802)

NOTE 1: Summary of Significant Accounting Policies (Continued)**Capital Project Funds (GAAP Fund Type 04):**

Capital Projects (Funds 7635, 7647, 7654 & 7659) - Are used to account for general obligation and revenue bonds issued by the Texas Public Finance Authority. The purposes of these bonds are used for: critical infrastructure repair, maintenance, and other projects at State Parks, Wildlife Management Areas (WMAs) and hatcheries; funding for the Battleship TEXAS and statewide parks repairs; and statewide capital repairs and State Park weather related damages.

Permanent Funds (GAAP Fund Type 19):

State Parks Endowment Trust Account (Fund 0885) - To receive deposit of and income from permanent endowments held by the State Parks and Wildlife Department in trust for the sole purpose to benefit park(s) as identified by the grantee. The principal will be invested to provide permanent income in support of the specified park(s).

Capital Asset Adjustment Fund (GAAP Fund Type 11):

Capital Assets Basis Conversion (Non-Cash) (Fund 9998) - Is used to convert governmental fund types' capital assets from modified accrual to full accrual.

Long-Term Liabilities Adjustment Fund (GAAP Fund Type 12):

Long Term Liabilities Basis Conversion (Non-Cash) (Fund 9997) - Is used to convert governmental fund types' debt from modified accrual to full accrual.

Fiduciary Fund Types

Fiduciary funds account for assets held by the state in a trustee capacity or as an agent for individuals, private organizations, other governmental units, and/or other funds.

Agency Funds (GAAP Fund Type 09):

Agency funds are used to account for assets the government holds on behalf of others in a purely custodial capacity. Agency funds involve only the receipt, temporary investment, and remittance of fiduciary resources to individuals, private organizations, or other governments.

They are as follows: Unappropriated Collections General Revenue Fund (Fund 0001), Parks and Wildlife Point of Sale Deposits Escrow Trust (Fund 0843), Departmental Suspense (Fund 0900), Correction Account for Direct Deposit (Fund 0980) and Child Support Employee Deductions – Offset Account (Fund 0807).

Basis of Accounting

The basis of accounting determines when revenues and expenditures or expenses are recognized in the accounts reported in the financial statements. The accounting and financial reporting treatment applied to a fund is determined by its measurement focus.

TEXAS PARKS AND WILDLIFE DEPARTMENT (802)

NOTE 1: Summary of Significant Accounting Policies (Continued)

Governmental fund types that build the fund financial statements are accounted for using the modified accrual basis of accounting. Under the modified accrual basis, revenues are recognized in the period in which they become both measurable and available to finance operations of the fiscal year or liquidate liabilities existing at fiscal year-end. The State of Texas considers receivables collected within sixty days after year-end to be available and recognizes them as revenues of the current year for fund financial statements prepared on the modified accrual basis. Expenditures and other uses of financial resources are recognized when their related liability is incurred.

Governmental adjustment fund types that will build the government-wide financial statements are accounted for using the full accrual method of accounting. The following activities are recognized in these fund types: capital assets, accumulated depreciation, unpaid employee compensable leave, long-term claims and judgments and pollution remediation obligations.

Budgets and Budgetary Accounting

The budget is prepared biennially and represents appropriations authorized by the Legislature and approved by the Governor (the General Appropriations Act).

Encumbrance accounting is employed for budgetary control purposes. Unencumbered appropriations are generally subject to lapse 60 days after the end of the fiscal year for which they were appropriated, unless the agency has authority to retain unexpended balances for use in future periods.

Assets, Liabilities, and Fund Balance/Net Position**Assets**

Cash: Represents cash on hand, cash in bank and cash in state treasury on the balance sheet.

Legislative Appropriations: Represent the general revenue fund (Fund 0001) amount in the State Treasury at fiscal year-end.

Receivables: Consist mainly of federal, interest and accounts receivable as of the balance sheet date.

Inventories: Inventories include both merchandise inventories on hand for sale and consumable inventories. Inventories for governmental fund types use the purchase method of accounting. The consumption method of accounting is used to account for inventories that appear in the governmental fund types. The costs of these items are expensed when the items are consumed.

Capital Assets: Assets with an initial, individual cost of more than \$5,000 and an estimated useful life in excess of one year are capitalized. These assets are capitalized at cost, if purchased, or at fair value as of the date of acquisition. Purchases of assets with governmental funds are reported as expenditures. Depreciation is reported on all "exhaustible" assets. "Inexhaustible" assets, such as works of art and historical treasures are not depreciated. Assets are depreciated over the estimated useful life of the asset using the straight-line method.

TEXAS PARKS AND WILDLIFE DEPARTMENT (802)

NOTE 1: Summary of Significant Accounting Policies (Continued)**Liabilities**

Payables: Payables represent the short term liability accounts reflecting amounts owed under a modified accrual or full accrual basis to private persons or organizations for goods and services received by an agency but for which the agency has not made payment.

- Accounts payable Amounts owed for goods or services actually rendered or provided to the agency by Aug. 31, but for which the agency has not yet made payment.
- Payroll payable represent the August salary payroll and related payroll costs.

Unearned Revenues: Reflects amounts for which asset criteria have been met, but revenue recognition criteria haven't been met. Typically represents fees/other receipts collected not legally due earned at a particular point in time and may appear in governmental and proprietary fund types.

Employees' Compensable Leave Balances: Liabilities for the vacation and compensatory leave accrued by employees. The balance is reported on both the current and non-current liability section of the balance sheet or statement of net position. TPWD's Compensable Leave balances are disclosed in Note 5.

Pollution Remediation Obligations: A pollution remediation obligation is an obligation to address the current or potential detrimental effects of existing pollution by participating in pollution remediation activities. TPWD's Pollution Remediation Obligation balances are disclosed in Note 5.

Funds Held for Others: Represents amounts that are being held for another entity in an agency fund and have not yet been distributed to that entity. These amounts do not constitute revenue to the agency fund, nor does their disbursement constitute expenditures of the agency fund. However, it is anticipated that the amounts will be deposited into funds for state use. Examples are suspense fund collections and unappropriated receipts. This account may appear in agency funds only.

Fund Balance / Net Position

"Fund balance" is the difference between assets plus deferred outflows of resources and liabilities plus deferred inflows of resources on the governmental fund statements. "Net position" is the difference between assets plus deferred outflows of resources and liabilities plus deferred inflows of resources on the government-wide, proprietary and fiduciary fund statements.

Fund Balance Components

Fund balances for governmental funds are classified as nonspendable, restricted, committed, assigned or unassigned in the fund financial statements.

- **Nonspendable fund balance** includes amounts not available to be spent because they are either (1) not in spendable form or (2) legally or contractually required to be maintained intact.
- **Restricted fund balance** includes those resources that have constraints placed on their use through external parties or by law through constitutional provisions.
- **Committed fund balance** can be used only for specific purposes pursuant to constraints imposed by a formal action of the Texas Legislature, the state's highest level of decision making authority.

TEXAS PARKS AND WILDLIFE DEPARTMENT (802)

NOTE 1: Summary of Significant Accounting Policies (Concluded)

- **Unassigned fund balance** is the residual classification for the general fund. This classification represents fund balance that was not assigned to other funds and was not restricted, committed or assigned to specific purposes within the general fund.

Net Investment in Capital Assets

Net investment in capital assets, consists of capital assets, net of accumulated depreciation and reduced by outstanding balances for bond, notes and other debt that are attributed to the acquisition, construction or improvement of those assets.

Unrestricted Net Position

Unrestricted net position consists of net resources that do not meet the definition of Net Investment in Capital Assets or Restricted Net Position. Unrestricted net position often has constraints on resources that are imposed by management but can be removed or modified.

Activities and Transactions

TPWD has the following types of transactions between funds or other agencies:

1. **Interfund Receivables and Payables:** Interfund loans are reported as interfund receivables and payables. If repayment is due during the current year or soon thereafter, the balance is classified as "current." Balances for repayment due in two (or more) years are classified as "noncurrent."

The composition of TPWD's Interfund activities and transactions are included in Note 12.

2. **Due To / Due From Other Agencies:** Accruals of operating transfers, state/federal grant pass-throughs, and shared funds that are owed to or from other funds and other agencies. A 'due to' represent a liability and a 'due from' represent an asset on the balance sheet.
3. **Transfers:** Legally required transfers that are reported when incurred as "transfers in" by the recipient fund and as "transfers out" by the disbursing fund.

State / Federal Pass-Through Grants: Pass-through grants are those grants received by a recipient government to transfer to or spend on behalf of a secondary recipient. For Annual Financial Reporting purposes the term pass-through is used when referring to interagency transactions. State or Federal grant dollars that are passed to another agency are considered pass-throughs. A state grant pass-through generally occurs when an agency has an appropriation with the authority to grant that money to another agency and retains administrative responsibilities for that money. A federal pass-through grant occurs when federal funds are "passed" from one agency to another agency for that agency to administer the federal program on behalf of or in connection with the state of Texas. Pass-through grants are accounted for as revenue by the recipient agency and expenditures by the transferring agency.

THIS PAGE INTENTIONALLY LEFT BLANK

TEXAS PARKS AND WILDLIFE DEPARTMENT (802)

NOTE 2: Capital Assets

Revenue received from the sale of Surplus Property which was originally purchased with funds from the General Revenue Fund 0001 has been transferred to Unappropriated General Revenue in accordance with House Bill 7, Section 20. A summary of changes in Capital Assets for the year ended August 31, 2017, is presented below:

Governmental Activities	Balance 09/01/2016	Adjustments	Completed CIP
Non-depreciable/Non-amortizable Assets			
Land and Land Improvements	314,115,823.25	0.00	0.00
Infrastructure	265,393.82	0.00	0.00
Construction in Progress	87,207,569.16	(942,380.93)	(53,687,019.98)
Other Tangible Capital Assets	42,678,731.08	0.00	0.00
Land use Rights	1,865,409.25	0.00	0.00
Total Non-depreciable/Non-amortizable Assets	446,132,926.56	(942,380.93)	(53,687,019.98)
Depreciable Assets			
Building and Building Improvements	170,506,229.02	0.00	17,651,867.04
Infrastructure	89,593,700.42	0.00	31,164,826.27
Facilities and Other Improvements	69,152,657.07	0.00	4,662,114.49
Furniture and Equipment	44,109,832.14	0.00	208,212.18
Vehicles, Boats, and Aircraft	95,479,003.62	0.00	0.00
Other Capital Assets	6,256,633.91	0.00	0.00
Total Depreciable Assets	475,098,056.18	0.00	53,687,019.98
Accumulated Depreciation			
Buildings and Improvements	(81,503,422.16)	0.00	0.00
Infrastructure	(55,928,105.44)	0.00	0.00
Facilities and Other	(46,241,602.02)	0.00	0.00
Furniture and Equipment	(30,731,323.33)	0.00	0.00
Vehicles, Boats, and Aircraft	(64,451,489.53)	(2.88)	0.00
Other Capital Assets	(4,142,594.10)	0.00	0.00
Total Accumulated Depreciation	(282,998,536.58)	(2.88)	0.00
Amortizable Assets-Intangible			
Computer Software	4,630,797.37	0.00	0.00
Total Amortizable Assets-Intangible	4,630,797.37	0.00	0.00
Accumulated Amortization			
Computer Software	(4,630,797.37)	0.00	0.00
Total Accumulated Amortization	(4,630,797.37)	0.00	0.00
Total Governmental Activities	638,232,446.16	(942,383.81)	0.00

TEXAS PARKS AND WILDLIFE DEPARTMENT (802)

NOTE 2: Capital Assets (Concluded)

Int'agy Trans IN	Int'agy Trans OUT	Additions	Deletions	Balance 08/31/2017
278,603.25	0.00	4,000,571.81	0.00	318,394,998.31
0.00	0.00	0.00	0.00	265,393.82
0.00	0.00	30,329,210.71	0.00	62,907,378.96
0.00	0.00	0.00	(3,500.00)	42,675,231.08
0.00	0.00	0.00	0.00	1,865,409.25
278,603.25	0.00	34,329,782.52	(3,500.00)	426,108,411.42
0.00	0.00	0.00	(549,308.00)	187,608,788.06
0.00	0.00	0.00	0.00	120,758,526.69
0.00	0.00	107,550.47	(463,259.41)	73,459,062.62
51,404.19	0.00	3,813,750.55	(393,487.53)	47,789,711.53
0.00	(32,364.00)	8,264,601.88	(4,198,094.31)	99,513,147.19
0.00	0.00	0.00	0.00	6,256,633.91
51,404.19	(32,364.00)	12,185,902.90	(5,604,149.25)	535,385,870.00
0.00	0.00	(6,659,986.90)	381,674.58	(87,781,734.48)
0.00	0.00	(2,602,320.96)	0.00	(58,530,426.40)
0.00	0.00	(2,135,685.62)	463,259.41	(47,914,028.23)
(51,404.19)	0.00	(3,301,220.73)	387,587.28	(33,696,360.97)
0.00	32,364.00	(7,893,147.64)	4,118,136.79	(68,194,139.26)
0.00	0.00	(160,358.40)	0.00	(4,302,952.50)
(51,404.19)	32,364.00	(22,752,720.25)	5,350,658.06	(300,419,641.84)
0.00	0.00	0.00	0.00	4,630,797.37
0.00	0.00	0.00	0.00	4,630,797.37
0.00	0.00	0.00	0.00	(4,630,797.37)
0.00	0.00	0.00	0.00	(4,630,797.37)
278,603.25	0.00	23,762,965.17	(256,991.19)	661,074,639.58

TEXAS PARKS AND WILDLIFE DEPARTMENT (802)

NOTE 3: Deposits, Investments and Repurchase Agreements

TPWD is authorized by statute to make investments following the "prudent person rule." There were no significant violations of legal provisions during the period.

Deposits of Cash in Bank

As of August 31, 2017, the carrying amount of deposits was \$237,511.71 as presented below.

Governmental Activities

CASH IN BANK – CARRYING AMOUNT	\$	237,511.71
Total Cash In Bank per AFR (Exhibit I)	\$	237,511.71

Governmental Funds Current Assets Cash in Bank	\$	237,511.71
Cash in Bank per AFR (Exhibit I)	\$	237,511.71

This amount consist of all cash in local banks and is included on the combined statement of net position as part of the "cash in bank" account.

As of August 31, 2017, the total **bank balance** was as follows:

Governmental Activities (Exhibit I)	\$	237,511.71
-------------------------------------	----	------------

NOTE 4: Short-Term Debt**Not Applicable**

TEXAS PARKS AND WILDLIFE DEPARTMENT (802)

NOTE 5: Long-Term Liabilities

Changes in Long-Term Liabilities

The following changes occurred in liabilities during the year ending August 31, 2017:

Governmental Activities	Balance 9/01/16	Additions	Reductions	Restatement / Adjustment	Balance 8/31/17	Amounts Due Within One Year	Amounts Due Thereafter
Employees' Compensable Leave	\$18,289,772.15	\$25,187,823.01	\$24,931,248.69	\$0.00	\$18,546,346.47	\$14,255,260.15	\$4,291,086.32
Pollution Remediation Obligations	\$226,525.69	\$362,916.36	\$198,357.46	\$0.00	\$391,084.59	\$391,084.59	\$0.00
Total Governmental Activities	\$18,516,297.84	\$25,550,739.37	\$25,129,606.15	\$0.00	\$18,937,431.06	\$14,646,344.74	\$4,291,086.32

Employees' Compensable Leave

A state employee is entitled to be paid for all unused vacation time accrued, in the event of the employee's resignation, dismissal, or separation from State employment, provided the employee has had continuous employment with the State for six months.

Expenditures for accumulated annual leave balances are recognized in the period paid or taken in governmental fund types. For these fund types, the liability for unpaid benefits is recorded in the Statement of Net Position. No liability is recorded for non-vesting accumulating rights to receive sick pay benefits. This obligation is usually paid from the same funding source(s) from which the employee's salary or wage compensation was paid.

Pollution Remediation Obligations (GASB 49)

TPWD is responsible for the cleanup and remediation of multiple polluted sites during fiscal year 2017 and is currently managing twenty active sites. Regulatory requirements established by federal and state law obligate TPWD to perform these pollution remediation activities. Actual contract and invoice costs were used to calculate the pollution remediation obligation liabilities. The pollution remediation activity is summarized below:

- TPWD has recognized \$362,916.36 in pollution remediation obligations related to asbestos, mold and lead-based paint clean up requirements.

Realized recoveries are recognized as cash on the balance sheet and as revenues on the operating statement. No recoveries from insurance policies or third parties were received for any pollution remediation activities for fiscal year 2017.

NOTE 6: Bonded Indebtedness Not Applicable

TEXAS PARKS AND WILDLIFE DEPARTMENT (802)

NOTE 7: Derivatives**Not Applicable****NOTE 8: Leases****Leases**

TPWD leases land, office space and other assets under a variety of agreements. Although lease terms may vary, most leases are subject to biennial appropriation from the Legislature to continue the lease obligations.

Operating Leases

Operating lease payments are recorded as expenditures or expenses during the life of the lease. Included in the expenditures reported in the financial statements are the following amounts of rent paid under operating lease obligations:

Fund Type:	Amount:
General Fund	\$ 2,128,224.02

Future minimum lease rental payments under non-cancelable operating leases having an initial term in excess of one year are as follows:

Non-cancelable Operating Lease Obligations

Year Ending August 31, 2018	\$2,143,183.62
Year Ending August 31, 2019	\$1,737,068.99
Year Ending August 31, 2020	\$1,375,718.67
Year Ending August 31, 2021	\$1,076,721.33
Year Ending August 31, 2022	\$1,000,066.30
Year Ending August 31, 2023-2027	\$871,575.11
Year Ending August 31, 2028-2032	\$169,676.60
Year Ending August 31, 2033-2037	\$71,755.47
Year Ending August 31, 2038-2042	\$0.00
Year Ending August 31, 2043-2047	\$0.00
Year Ending August 31, 2048-Beyond	\$0.00
Total Minimum Future Lease Rental Payments	\$8,445,766.09

Capital Leases

TPWD did not enter into any long-term lease agreements for financing the purchase of capital assets as of August 31, 2017.

TEXAS PARKS AND WILDLIFE DEPARTMENT (802)

NOTE 9:	<i>Defined Benefit Pension Plans and Defined Contribution Plan</i>	<i>Not Applicable</i>
----------------	---	------------------------------

NOTE 10:	<i>Deferred Compensation</i>	<i>Not Applicable</i>
-----------------	-------------------------------------	------------------------------

NOTE 11:	<i>Postemployment Health Care and Life Insurance Benefits</i>	<i>Not Applicable</i>
-----------------	--	------------------------------

TEXAS PARKS AND WILDLIFE DEPARTMENT (802)

NOTE 12: Interfund Activity and Transactions

As explained in Note 1 on Interfund Activities and Transactions, there are numerous transactions between funds and agencies. At year-end, Interfund Receivables/Payables are as follows as of August 31, 2017:

Interfund Receivables and Payables – Current			
Current Portion	Interfund Receivable	Interfund Payable	Purpose
GENERAL (01)			
Appd Fund 0064, D23 Fund 0640			
From Appd Fund 0009, D23 Fund 0931	33.05		Labor Distribution/Payables
Appd Fund 0009, D23 Fund 0931			
To Appd Fund 0064, D23 Fund 0640		33.05	Labor Distribution/Payables
Appd Fund 0009, D23 Fund 0930			
From Appd Fund 0064, D23 Fund 0640	352,894.02		Labor Distribution/Payables
Appd Fund 0064, D23 Fund 0640			
To Appd Fund 0009, D23 Fund 0930		352,894.02	Labor Distribution/Payables
Appd Fund 0009, D23 Fund 0950			
From Appd Fund 0064, D23 Fund 0640	144,301.25		Labor Distribution/Payables
Appd Fund 0064, D23 Fund 0640			
To Appd Fund 0009, D23 Fund 0950		144,301.25	Labor Distribution/Payables
Appd Fund 0009, D23 Fund 0930			
From Appd Fund 0001, D23 Fund 0014	36.55		Labor Distribution/Payables
Appd Fund 0001, D23 Fund 0014			
To Appd Fund 0009, D23 Fund 0930		36.55	Labor Distribution/Payables
Appd Fund 5166, D23 Fund 5166			
From Appd Fund 0064, D23 Fund 0640	51,747.21		Labor Distribution/Payables
Appd Fund 0064, D23 Fund 0640			
To Appd Fund 5166, D23 Fund 5166		51,747.21	Labor Distribution/Payables
Appd Fund 0064, D23 Fund 0640			
From Appd Fund 0009, D23 Fund 0930	494,965.02		Labor Distribution/Payables
Appd Fund 0009, D23 Fund 0930			
To Appd Fund 0064, D23 Fund 0640		494,965.02	Labor Distribution/Payables
Appd Fund 0009, D23 Fund 0932			
From Appd Fund 0064, D23 Fund 0640	722.56		Labor Distribution/Payables
Appd Fund 0064, D23 Fund 0640			
To Appd Fund 0009, D23 Fund 0932		722.56	Labor Distribution/Payables
Appd Fund 0009, D23 Fund 0950			
From Appd Fund 0001, D23 Fund 0014	303.00		Labor Distribution/Payables
Appd Fund 0001, D23 Fund 0014			
To Appd Fund 0009, D23 Fund 0950		303.00	Labor Distribution/Payables
Appd Fund 0802, D23 Fund 3044			
From Appd Fund 0064, D23 Fund 0643	1,353.72		Labor Distribution/Payables
Appd Fund 0064, D23 Fund 0643			
To Appd Fund 0802, D23 Fund 3044		1,353.72	Labor Distribution/Payables
Appd Fund 7659, D23 Fund 7659			
From Appd Fund 0064, D23 Fund 0640	3,672.33		Labor Distribution/Payables

TEXAS PARKS AND WILDLIFE DEPARTMENT (802)

NOTE 12: Interfund Activity and Transactions (Continued)

Interfund Receivables and Payables – Current			
Current Portion	Interfund Receivable	Interfund Payable	Purpose
GENERAL (01)			
Appd Fund 7647, D23 Fund 7647			
From Appd Fund 0064, D23 Fund 0640	11.31		Labor Distribution/Payables
Appd Fund 0064, D23 Fund 0640			
From Appd Fund 0009, D23 Fund 0950	2,283.36		Labor Distribution/Payables
Appd Fund 0009, D23 Fund 0950			
To Appd Fund 0064, D23 Fund 0640		2,283.36	Labor Distribution/Payables
Appd Fund 7654, D23 Fund 7654			
From Appd Fund 0064, D23 Fund 0640	16,926.59		Labor Distribution/Payables
Appd Fund 0001, D23 Fund 0010			
From Appd Fund 0009, D23 Fund 0930	7,720.82		Labor Distribution/Payables
Appd Fund 0009, D23 Fund 0930			
To Appd Fund 0001, D23 Fund 0010		7,720.82	Labor Distribution/Payables
Appd Fund 0467, D23 Fund 4673			
From Appd Fund 5150, D23 Fund 5153	22,097.70		Labor Distribution/Payables
Appd Fund 5150, D23 Fund 5153			
To Appd Fund 0467, D23 Fund 4673		22,097.70	Labor Distribution/Payables
Appd Fund 0009, D23 Fund 0931			
From Appd Fund 0064, D23 Fund 0640	6,177.75		Labor Distribution/Payables
Appd Fund 0064, D23 Fund 0640			
To Appd Fund 0009, D23 Fund 0931		6,177.75	Labor Distribution/Payables
Appd Fund 0009, D23 Fund 0952			
From Appd Fund 0064, D23 Fund 0640	253.85		Labor Distribution/Payables
Appd Fund 0064, D23 Fund 0640			
To Appd Fund 0009, D23 Fund 0952		253.85	Labor Distribution/Payables
Appd Fund 0001, D23 Fund 0014			
From Appd Fund 0009, D23 Fund 0930	465,649.45		Labor Distribution/Payables
Appd Fund 0009, D23 Fund 0930			
To Appd Fund 0001, D23 Fund 0014		465,649.45	Labor Distribution/Payables
Appd Fund 0802, D23 Fund 3044			
From Appd Fund 0064, D23 Fund 0640	19.99		Labor Distribution/Payables
Appd Fund 0064, D23 Fund 0640			
To Appd Fund 0802, D23 Fund 3044		19.99	Labor Distribution/Payables
Appd Fund 0009, D23 Fund 0930			
From Appd Fund 0802, D23 Fund 3043	1.59		Labor Distribution/Payables
Appd Fund 0802, D23 Fund 3043			
To Appd Fund 0009, D23 Fund 0930		1.59	Labor Distribution/Payables
Appd Fund 0009, D23 Fund 0932			
From Appd Fund 0679, D23 Fund 6792	804.29		Labor Distribution/Payables
Appd Fund 0679, D23 Fund 6792			
To Appd Fund 0009, D23 Fund 0932		804.29	Labor Distribution/Payables
Appd Fund 7654, D23 Fund 7654			
To Appd Fund 0064, D23 Fund 0640		455.88	Labor Distribution/Payables

TEXAS PARKS AND WILDLIFE DEPARTMENT (802)

NOTE 12: Interfund Activity and Transactions (Continued)

Interfund Receivables and Payables – Current			
Current Portion	Interfund Receivable	Interfund Payable	Purpose
GENERAL (01)			
Appd Fund 0009, D23 Fund 0951			
From Appd Fund 0467, D23 Fund 4673	3,612.42		Labor Distribution/Payables
Appd Fund 0467, D23 Fund 4673			
To Appd Fund 0009, D23 Fund 0951		3,612.42	Labor Distribution/Payables
Appd Fund 0001, D23 Fund 0016			
From Appd Fund 0467, D23 Fund 4673	10,723.36		Labor Distribution/Payables
Appd Fund 0467, D23 Fund 4673			
To Appd Fund 0001, D23 Fund 0016		10,723.36	Labor Distribution/Payables
Appd Fund 5150, D23 Fund 5153			
From Appd Fund 0467, D23 Fund 4673	29,636.79		Labor Distribution/Payables
Appd Fund 0467, D23 Fund 4673			
To Appd Fund 5150, D23 Fund 5153		29,636.79	Labor Distribution/Payables
Appd Fund 0679, D23 Fund 6792			
From Appd Fund 0009, D23 Fund 0932	.01		Labor Distribution/Payables
Appd Fund 0009, D23 Fund 0932			
To Appd Fund 0679, D23 Fund 6792		.01	Labor Distribution/Payables
Appd Fund 0001, D23 Fund 0010			
From Appd Fund 0009, D23 Fund 0950	490.27		Labor Distribution/Payables
Appd Fund 0009, D23 Fund 0950			
To Appd Fund 0001, D23 Fund 0010		490.27	Labor Distribution/Payables
Appd Fund 0001, D23 Fund 0010			
From Appd Fund 0064, D23 Fund 0640	8,563.31		Labor Distribution/Payables
Appd Fund 0064, D23 Fund 0640			
To Appd Fund 0001, D23 Fund 0010		8,563.31	Labor Distribution/Payables
Appd Fund 0467, D23 Fund 4671			
From Appd Fund 5150, D23 Fund 5153	1,850.83		Labor Distribution/Payables
Appd Fund 5150, D23 Fund 5153			
To Appd Fund 0467, D23 Fund 4671		1,850.83	Labor Distribution/Payables
Appd Fund 0009, D23 Fund 0917			
From Appd Fund 0064, D23 Fund 0640	1,708.52		Labor Distribution/Payables
Appd Fund 0064, D23 Fund 0640			
To Appd Fund 0009, D23 Fund 0917		1,708.52	Labor Distribution/Payables
Appd Fund 0009, D23 Fund 0918			
From Appd Fund 0064, D23 Fund 0640	2,294.91		Labor Distribution/Payables
Appd Fund 0064, D23 Fund 0640			
To Appd Fund 0009, D23 Fund 0918		2,294.91	Labor Distribution/Payables
Appd Fund 0009, D23 Fund 0930			
From Appd Fund 0467, D23 Fund 4673	7,340.39		Labor Distribution/Payables
Appd Fund 0467, D23 Fund 4673			
To Appd Fund 0009, D23 Fund 0930		7,340.39	Labor Distribution/Payables
Appd Fund 7635, D23 Fund 7635			
From Appd Fund 0064, D23 Fund 0640	3,020.04		Labor Distribution/Payables

TEXAS PARKS AND WILDLIFE DEPARTMENT (802)

NOTE 12: Interfund Activity and Transactions (Continued)

Interfund Receivables and Payables – Current			
Current Portion	Interfund Receivable	Interfund Payable	Purpose
GENERAL (01)			
Appd Fund 5166, D23 Fund 5166			
From Appd Fund 0064, D23 Fund 0641	40,372.88		Labor Distribution/Payables
Appd Fund 0064, D23 Fund 0641			
To Appd Fund 5166, D23 Fund 5166		40,372.88	Labor Distribution/Payables
Appd Fund 0506, D23 Fund 5060			
From Appd Fund 0009, D23 Fund 0930	5,252.09		Labor Distribution/Payables
Appd Fund 0009, D23 Fund 0930			
To Appd Fund 0506, D23 Fund 5060		5,252.09	Labor Distribution/Payables
Appd Fund 0064, D23 Fund 0642			
From Appd Fund 0009, D23 Fund 0930	571.36		Labor Distribution/Payables
Appd Fund 0009, D23 Fund 0930			
To Appd Fund 0064, D23 Fund 0642		571.36	Labor Distribution/Payables
Appd Fund 0064, D23 Fund 0640			
From Appd Fund 0001, D23 Fund 0010	2.89		Labor Distribution/Payables
Appd Fund 0001, D23 Fund 0010			
To Appd Fund 0064, D23 Fund 0640		2.89	Labor Distribution/Payables
Appd Fund 0001, D23 Fund 0016			
From Appd Fund 0064, D23 Fund 0640	3,501.72		Labor Distribution/Payables
Appd Fund 0064, D23 Fund 0640			
To Appd Fund 0001, D23 Fund 0016		3,501.72	Labor Distribution/Payables
Appd Fund 0064, D23 Fund 0640			
From Appd Fund 0802, D23 Fund 3046	.86		Labor Distribution/Payables
Appd Fund 0802, D23 Fund 3046			
To Appd Fund 0064, D23 Fund 0640		.86	Labor Distribution/Payables
Appd Fund 0009, D23 Fund 0951			
From Appd Fund 5150, D23 Fund 5153	3,083.53		Labor Distribution/Payables
Appd Fund 5150, D23 Fund 5153			
To Appd Fund 0009, D23 Fund 0951		3,083.53	Labor Distribution/Payables
Appd Fund 0679, D23 Fund 8679			
From Appd Fund 0009, D23 Fund 0930	18,244.82		Labor Distribution/Payables
Appd Fund 0009, D23 Fund 0930			
To Appd Fund 0679, D23 Fund 8679		18,244.82	Labor Distribution/Payables
Appd Fund 0009, D23 Fund 0930			
From Appd Fund 5150, D23 Fund 5153	881.00		Labor Distribution/Payables
Appd Fund 5150, D23 Fund 5153			
To Appd Fund 0009, D23 Fund 0930		881.00	Labor Distribution/Payables
Appd Fund 0064, D23 Fund 0640			
From Appd Fund 5166, D23 Fund 5166	.02		Labor Distribution/Payables
Appd Fund 5166, D23 Fund 5166			
To Appd Fund 0064, D23 Fund 0640		.02	Labor Distribution/Payables
Appd Fund 7659, D23 Fund 7659			
To Appd Fund 0064, D23 Fund 0640		.01	Labor Distribution/Payables

TEXAS PARKS AND WILDLIFE DEPARTMENT (802)

NOTE 12: Interfund Activity and Transactions (Concluded)

Interfund Receivables and Payables – Current			
Current Portion	Interfund Receivable	Interfund Payable	Purpose
GENERAL (01) continued			
Appd Fund 0064, D23 Fund 0640			
From Appd Fund 5166, D23 Fund 5166	.02		Labor Distribution/Payables
Appd Fund 5166, D23 Fund 5166			
To Appd Fund 0064, D23 Fund 0640		.02	Labor Distribution/Payables
Appd Fund 0467, D23 Fund 4671			
From Appd Fund 0064, D23 Fund 0640	567.19		Labor Distribution/Payables
Appd Fund 0064, D23 Fund 0640			
To Appd Fund 0467, D23 Fund 4671		567.19	Labor Distribution/Payables
Appd Fund 0001, D23 Fund 0010			
From Appd Fund 0009, D23 Fund 0951	1,018.73		Labor Distribution/Payables
Appd Fund 0009, D23 Fund 0951			
To Appd Fund 0001, D23 Fund 0010		1,018.73	Labor Distribution/Payables
Appd Fund 7659, D23 Fund 7659			
To Appd Fund 5166, D23 Fund 5166		.81	Labor Distribution/Payables
CAPITAL PROJECTS (04)			
Appd Fund 0064, D23 Fund 0640			
To Appd Fund 7654, D23 Fund 7654		16,926.59	Labor Distribution/Payables
Appd Fund 0064, D23 Fund 0640			
To Appd Fund 7647, D23 Fund 7647		11.31	Labor Distribution/Payables
Appd Fund 0064, D23 Fund 0640			
To Appd Fund 7659, D23 Fund 7659		3,672.33	Labor Distribution/Payables
Appd Fund 0064, D23 Fund 0640			
To Appd Fund 7635, D23 Fund 7635		3,020.04	Labor Distribution/Payables
Appd Fund 0064, D23 Fund 0640			
From Appd Fund 7659, D23 Fund 7659	.01		Labor Distribution/Payables
Appd Fund 0064, D23 Fund 0640			
From Appd Fund 7654, D23 Fund 7654	455.88		Labor Distribution/Payables
Appd Fund 5166, D23 Fund 5166			
From Appd Fund 7659, D23 Fund 7659	.81		Labor Distribution/Payables
Total Current Interfund Receivable/Payable	1,715,170.05	1,715,170.05	

TEXAS PARKS AND WILDLIFE DEPARTMENT (802)

NOTE 13: Continuance Subject to Review

Under the Texas Sunset Act, the Texas Parks and Wildlife Department (TPWD) will be abolished effective September 1, 2021, unless continued in existence by the 87th Legislature as provided by the Act. If abolished, the agency may continue until September 1, 2022 to close out its operations.

NOTE 14: Adjustments to Fund Balances and Net Position

During fiscal year 2017, certain adjustments were made that required the restatement of fund balances or net position. The restatements are presented below:

	Basis Conversion – Capital Assets (Fund 9998)	Total
Fund Balance / Net Position Sept. 1, 2016	\$ 638,232,446.16	\$ 638,232,446.16
Current Year's Restatements	(\$942,383.81)	(\$942,383.81)
Fund Balance / Net Position Sept. 1, 2016 as Restated	\$ 637,290,062.35	\$ 637,290,062.35

The restatement of \$942,383,81 in the Capital Assets Basis Conversion Fund (Fund 9998) is presented below:

Cancellation of nine projects previously reported as Construction in Progress (CIP) that did not meet the criteria to be classified as an asset:

- Lockhart State Park camping loop with bathhouse, Stephen F. Austin State Park upgrades, Possum Kingdom State Park concession building replacement, Inks Lake State Park headquarters building replacement, Balmorhea State Park spring-fed swimming area renovations, Abilene State Park swimming pools (2) and bath house and Austin headquarters Wildlife Division flooring replacement and electrical/data upgrade.

Completion of nine construction projects that did not met the criteria to be classified as an asset:

- Sheldon Lake State Park headquarters building, Galveston Island State Park temporary headquarters building, Balmorhea State Park pool lift, Goliad State Park Sacristy exhibit, Lower Neches Wildlife Management Area marsh wildlife, Texas Game Warden Law Enforcement Training Center guest house, Tyler State Park electrical service repairs, Matador Wildlife Management Area restrooms and septic system and Mother Neff State Park stone tabernacle.

TEXAS PARKS AND WILDLIFE DEPARTMENT (802)

NOTE 15: Contingencies and Commitments**Contingencies***Unpaid Claims and Lawsuits*

As of August 31, 2017, certain lawsuits were pending against TPWD. The lawsuits, which may present contingent liabilities, are displayed below.

Claimant/Plaintiff	Defendant Name	Type of Litigation	Damages Sought	Probability of Liability	Possible Loss	Description of Case
<i>Rosa Maria Moya and Marta Cortez Ojeda</i>	TPWD	Tort Claim	\$100,000.00	Probable	\$30,500.00 Settled October 2017	Plaintiff alleges personal injury and property damage as a result of a motor vehicle collision between her and game warden.
<i>Charles Andrews</i>	TPWD	Tort claim	\$141,000	Probable	Unknown	Plaintiff alleges personal injury as a result of collision between game warden truck and vehicle.
<i>Andrew Matej</i>	TPWD	Employment - Discrimination	Between \$200,000 and \$1,000,000	Reasonably Possible	Unknown	Plaintiff, a former employee, alleges race and gender discrimination in relation to his termination.
<i>Erica Rubio</i>	TPWD	Employment – Discrimination and Retaliation	In excess of \$1,000,000.00	Reasonably Possible	Unknown	Plaintiff employee alleges discrimination in not being selected for several positions within TPWD for which she had applied.
<i>John Jackson</i>	TPWD	Employment - Whistleblower	Not specified	Reasonably Possible	Unknown	Plaintiff former employee alleges discrimination and retaliation in termination of his employment.

TEXAS PARKS AND WILDLIFE DEPARTMENT (802)

NOTE 15: Contingencies and Commitments (Continued)

Claimant/Plaintiff	Defendant Name	Type of Litigation	Damages Sought	Probability of Liability	Possible Loss	Description of Case
<i>Kelly Newman</i>	TPWD	Employment - Retaliation	Not specified	Reasonably Possible	Unknown	Plaintiff alleges unlawful retaliation resulting in his employment being terminated.
<i>John Rao</i>	TPWD	Employment - Retaliation	Not specified	Reasonably Possible	Unknown	Former game warden alleging retaliation and constructive termination.

Federal Assistance

TPWD receives federal financial assistance for specific purposes that are subject to review or audit by the federal grantor agencies. Entitlement to this assistance is generally conditional upon compliance with the terms and conditions of grant agreements and applicable federal regulations, including the expenditure of assistance for allowable purposes. Such audits could lead to requests for reimbursements to grantor agencies for expenditures disallowed under the terms of the grant. Based on prior experience, management believes such disallowance (if any) will be immaterial.

Arbitrage

Rebatable arbitrage is defined by Internal Revenue Code, Section 148, as earnings on investments purchased with the gross proceeds of a bond issue in excess of the amount that would have been earned if the investment were invested at a yield equal to the yield on the bond issue. The rebatable arbitrage must be paid to the federal government.

The Texas Public Finance Authority (TPFA) was created in 1984 by an act of the Texas Legislature to provide financing for the construction or acquisition of facilities for State agencies through the issuance of general obligation and revenue bonds and revenue commercial paper. TPFA monitors all investments to restrict earnings to a yield less than the bond issue and, therefore, limit any arbitrage liability to the State. No liability is accrued until the end of a five-year period for the required payment or upon the maturity of the obligation. TPWD estimates that rebatable arbitrage liability (if any) will be immaterial to its overall financial conditions.

TEXAS PARKS AND WILDLIFE DEPARTMENT (802)

NOTE 15: Contingencies and Commitments (Concluded)

Commitments

Contractual Commitments

As of August 31, 2017, TPWD had outstanding contractual commitments of approximately \$99 million for facilities and other improvements, building replacements, building maintenance and repairs, infrastructure and infrastructure maintenance and repairs.

NOTE 16: Subsequent Events

Not Applicable

TEXAS PARKS AND WILDLIFE DEPARTMENT (802)

NOTE 17: Risk Management

TPWD is exposed to a variety of civil claims resulting from the performance of its duties. It is agency policy to periodically assess the proper combination of commercial insurance and retention of risk to cover losses to which it may be exposed.

RETENTION OF RISK

TPWD assumes substantially all risks associated with tort and liability claims due to the performance of its duties. TPWD's claims and judgments are mainly related to tort claims against the agency for property damage and personal injury arising from the operation of a motor-driven vehicle.

INSURANCE POLICIES

TPWD has purchased four insurance policies: building, property, volunteer and commercial.

The Builder's Risk Insurance Program provides protection against natural or man-made property damage to facilities and its contents during the course of construction or renovation.

The Statewide Property Insurance Program is designed to provide State Agencies the ability to transfer the financial burden resulting from property damage and loss to agency assets. The property insurance program covers up to \$1,500,000,000 for any one occurrence for all perils; coverage is shared by all participants of the statewide program and is subject to sublimits as listed in the policy. Insured perils include Acts of God, theft of agency property, acts of terrorism and business interruptions.

The Statewide Volunteer Insurance Program was developed to provide excess personal liability, excess automobile liability and accident medical expense coverage for any designated or registered volunteer of Texas State Agencies.

TPWD has purchased a general liability commercial insurance policy that covers prescribed burning. Prescribed burning is a management tool widely used by foresters, parks departments, range and wildlife managers, ranchers and other landowners to manage excessive natural fuels under very specific and safe conditions. The general liability policy covers losses associated with bodily injury or death or injury to or destruction of property resulting from a prescribed burn of up to \$1,000,000 for each occurrence.

TPWD has purchased a surety bond to act as a deputy of the Travis County Tax-Assessor Collector (TCTAC) for the purposes of registering TPWD-owned vehicles pursuant to Transportation Code Section 520.0071. This section of the code authorizes TCTAC to require a bond to perform that service. The surety bond will enable TCTAC to be compensated for any losses that occur due to mishandling of funds by TPWD. The maximum loss possible was calculated by considering the state portion of the inspection fees due annually to the county for an estimated 250 TPWD standard vehicles and 50 commercial vehicles, based on Travis County fee rates, though inspection fees vary slightly statewide. This estimate assumes higher numbers of vehicles being processed and fees being assessed than likely will occur.

WORKERS' COMPENSATION

The State Office of Risk Management (SORM) is charged by Chapter 412 of the Texas Labor Code to administer the self-insured government employee's workers' compensation insurance program for

TEXAS PARKS AND WILDLIFE DEPARTMENT (802)

NOTE 17: Risk Management (Concluded)

the State. Workers' compensation claims of state employees are filed with and determined by SORM. The annual assessment amount imposed by SORM includes workers' compensation coverage for the agency's employees and the agency's portion of SORM's costs to administer the program.

PUBLIC ENTITY RISK POOL

TPWD is not involved in any risk pools with other government entities.

The agency's liabilities are reported when it is both probable that a loss has occurred and the amount of that loss can be reasonably estimated. Liabilities include an amount for claims that have been incurred but not reported. Liabilities are reevaluated periodically to consider current settlements, frequency of claims, past experience and economic factors. There were no significant reductions in insurance coverage in the past year and losses did not exceed funding arrangements during the past three years.

Changes in claims and judgments during fiscal 2017 were:

	Claims and Judgements			
	Beginning Balance	Increases	Decreases	Ending Balance
2017	\$ 0.00	\$ 192,404.39	\$ 192,404.39	\$ 0.00

NOTE 18: Management's Discussion and Analysis (MD&A) Not Applicable

TEXAS PARKS AND WILDLIFE DEPARTMENT (802)

NOTE 19: The Financial Reporting Entity**Related Organizations:**Texas Parks and Wildlife Foundation

The Parks and Wildlife Foundation of Texas d/b/a the Texas Parks and Wildlife Foundation is a 501(c)(3) nonprofit corporation organized in 1991 pursuant to the laws of the State of Texas to provide support for the efforts of TPWD. TPWD's board chairman can appoint a majority of the board members of the Texas Parks and Wildlife Foundation. Pursuant to Texas Parks and Wildlife Code, Section 11.205, the Texas Parks and Wildlife Foundation has been designated as the official nonprofit partner of TPWD.

Operation Game Thief

The Operation Game Thief Committee is a nonprofit corporation organized under the laws of the state of Texas, and exempt from federal income taxation pursuant to §501(c)(3) of the Internal Revenue Code. TPWD's Executive Director appoints the 11 members of the Operation Game Thief Committee "to administer the operation game thief fund and make reward payments and death benefit payments from that fund." Tex. Parks & Wild. Code §12.202(a). The Operation Game Thief fund is a special fund held outside the treasury and "may be used only for the maintenance of that fund, promotion of the operation game thief program through advertisement and marketing, the development, acquisition, and implementation of technological advancements to facilitate the apprehension and prosecution of persons who violate laws of this state intended to protect the state's natural or cultural resources or the public safety of persons using those natural and cultural resources, and payment of rewards and death benefits" authorized by the Texas Parks and Wildlife Code. Tex. Parks & Wild. Code §12.201.

Related Parties:State Natural Resource Trustee

TPWD is a designated State Natural Resource Trustee pursuant to the Comprehensive Environmental Response, Compensation, and Liability Act (CERCLA) 42 U.S.C. § 9607(f)(2)(B), Oil Pollution Act (33 U.S.C. 2706 (b)(3)), and Clean Water Act (33 U.S.C. §1321(f)(5)). The Governor has also designated the Texas Commission on Environmental Quality and the Texas General Land Office as Natural Resource Trustee Agencies, in conjunction with a presidential designation of federal cabinet-level departments, as Trustees.

As a Trustee, TPWD is responsible for assessing injuries to natural resources and the services they provide from unauthorized discharges of oil and releases of hazardous substances and pursuing compensation from the Responsible Party for the restoration, rehabilitation, replacement, or acquisition of the equivalent of the injured natural resources. As the State's fish and wildlife agency and manager of public recreational and wildlife management areas, TPWD focuses on potential injuries to the State's biota and the habitats upon which it depends as well as losses to public recreational opportunities.

As a Trustee, TPWD acts in accordance with authorities provided in state and federal laws, rules, and regulations. For unauthorized discharges of oil, Trustees operate under the Oil Pollution Act (OPA), 33 U.S.C. §2701 *et seq.*; the OPA Natural Resource Damage Assessment Regulations, 15 C.F.R. Part 990; the Clean Water Act (CWA), 33 U.S.C. §1321(f); the National Contingency Plan (NCP), 40 C.F.R. §§300.605 and 300.615; the Texas Oil Spill Prevention and Response Act, TX. Nat. Res. Code Ann. §40.001 *et seq.*; and the Texas Natural Resource Damage Assessment

TEXAS PARKS AND WILDLIFE DEPARTMENT (802)

NOTE 19:	<i>The Financial Reporting Entity (Concluded)</i>
-----------------	--

Rules, 31 TAC Chap. 20. For releases of hazardous substances, Trustees act in accordance with CERCLA, 42 U.S.C. §9601 *et seq.*; CERCLA Natural Resource Damage Assessment Regulations, 43 C.F.R. Part 11; CWA, 33 U.S.C. §1321(f); and the NCP, 40 C.F.R. §§300.605 and 300.615. Funds collected are required to be available to the trustees without further appropriation. 33 U.S.C. §2706(f); 15 CFR §990.65; 42 USC §9607(f)(1).

NOTE 20:	<i>Stewardship, Compliance and Accountability</i>	<i>Not Applicable</i>
-----------------	--	------------------------------

NOTE 21:		<i>Not Applicable</i>
-----------------	--	------------------------------

TEXAS PARKS AND WILDLIFE DEPARTMENT (Agency 802)

NOTE 22: Donor Restricted Endowments

The net appreciation (cumulative and unexpended) on donor-restricted endowments presented below is available for authorization and expenditure by TPWD. TPWD is a designated trustee pursuant to the Texas Uniform Principal and Income Act, Texas Property Code, §§111.004 and §§116.201. As a Trustee, TPWD is responsible for proper administration of certain funds contained within the State Parks Endowment Trust Account.

Endowment interest earnings are authorized for expenditure by the Lyndon B. Johnson State Historical Park consistent with the Texas Uniform Principal and Income Act, Texas Property Code, §§116.201 in that interest earnings may be used for all other ordinary expenses incurred in connection with the administration, management, or preservation of trust property.

Endowment interest earnings are authorized for expenditure by Falcon State Park as outlined in the trust agreement to be used exclusively by the park for natural resource protection, habitat protection, habitat enhancement and habitat acquisition in the park.

Donor Restricted Endowments	Amounts of Net Appreciation*	Reported in Net Position
True Endowments	\$245,900.36	Restricted for Expendable
Term Endowments	\$26,718.27	Restricted for Expendable
TOTAL:	\$272,618.63	

*There was a positive fair value adjustment totaling \$6,849.00 for fiscal year 2017.

Changes from Prior Year Balances

Endowment Funds	Increase/(Decrease)	Reason for Change
Expendable Balances:		
True Endowments	\$1,836.37	Restricted Interest Income
Term Endowments	\$439.62	Restricted Interest Income
Non-Expendable Balances:		
True Endowments	\$0	
Term Endowments	\$0	

TEXAS PARKS AND WILDLIFE DEPARTMENT (802)

NOTE 23:	<i>Extraordinary and Special Items</i>	<i>Not Applicable</i>
NOTE 24:	<i>Disaggregation of Receivable and Payable Balances</i>	<i>Not Applicable</i>
NOTE 25:	<i>Termination Benefits</i>	<i>Not Applicable</i>
NOTE 26:	<i>Segment Information</i>	<i>Not Applicable</i>
NOTE 27:	<i>Service Concession Arrangements</i>	<i>Not Applicable</i>
NOTE 28:	<i>Deferred Outflows of Resources and Deferred Inflows of Resources</i>	<i>Not Applicable</i>
NOTE 29:	<i>Troubled Debt Restructuring</i>	<i>Not Applicable</i>
NOTE 30:	<i>Non-Exchange Financial Guarantees</i>	<i>Not Applicable</i>
NOTE 31:	<i>Tax Abatements</i>	<i>Not Applicable</i>

TEXAS PARKS AND WILDLIFE DEPARTMENT (802)

NOTE 32: Fund Balances

TPWD has the following restrictions/covenants causing fund balances to be committed and restricted:

GAAP Fund	GASB 54 Fund	Class	Citation	Comments
0001	0001	Committed	Tax Code, Title 2, Subtitle E, Chapter 162, Subchapter F and Tax Code, Title 2, Subtitle E, Chapter 160, Subchapter E.	Unclaimed Refund of Motorboat Fuel Tax (URMFT), Boat and Boat Motor Sales and Use Tax
0001	0013	Restricted	Government Code, Title 10, Subchapter C., Chapter 2106	Federal funds, restrictions are externally imposed by federal government agencies.
0001	0014	Committed	Tax Code, Title 2, Subtitle E, Chapter 162, Subchapter F	Unclaimed Refund of Motorboat Fuel Tax (URMFT)
0001	0015	Committed	Tax Code, Title 2, Subtitle E, Chapter 160, Subchapter E	Boat and Boat Motor Sales and Use Tax
0001	0016	Committed	General Appropriations Act, Article VI	Off-Highway Vehicle & Trail Decal
0009	0091	Restricted	Federal CFDA 10.025	Federal funds, restrictions are externally imposed by federal government agencies.
0009	0091	Restricted	Federal CFDA 10.064	Federal funds, restrictions are externally imposed by federal government agencies.
0009	0091	Restricted	Federal CFDA 10.069	Federal funds, restrictions are externally imposed by federal government agencies.
0009	0091	Restricted	Federal CFDA 10.072	Federal funds, restrictions are externally imposed by federal government agencies.
0009	0091	Restricted	Federal CFDA 10.202	Federal funds, restrictions are externally imposed by federal government agencies.
0009	0091	Restricted	Federal CFDA 10.652	Federal funds, restrictions are externally imposed by federal government agencies.
0009	0091	Restricted	Federal CFDA 10.664	Federal funds, restrictions are externally imposed by federal government agencies.
0009	0091	Restricted	Federal CFDA 10.904	Federal funds, restrictions are externally imposed by federal government agencies.
0009	0091	Restricted	Federal CFDA 11.305	Federal funds, restrictions are externally imposed by federal government agencies.
0009	0091	Restricted	Federal CFDA 11.307	Federal funds, restrictions are externally imposed by federal government agencies.
0009	0091	Restricted	Federal CFDA 11.405	Federal funds, restrictions are externally imposed by federal government agencies.
0009	0091	Restricted	Federal CFDA 11.407	Federal funds, restrictions are externally imposed by federal government agencies.
0009	0091	Restricted	Federal CFDA 11.419	Federal funds, restrictions are externally imposed by federal government agencies.
0009	0091	Restricted	Federal CFDA 11.427	Federal funds, restrictions are externally imposed by federal government agencies.

TEXAS PARKS AND WILDLIFE DEPARTMENT (802)

NOTE 32: Fund Balances (Continued)

GAAP Fund	GASB 54 Fund	Class	Citation	Comments
0009	0091	Restricted	Federal CFDA 11.432	Federal funds, restrictions are externally imposed by federal government agencies.
0009	0091	Restricted	Federal CFDA 11.433	Federal funds, restrictions are externally imposed by federal government agencies.
0009	0091	Restricted	Federal CFDA 11.434	Federal funds, restrictions are externally imposed by federal government agencies.
0009	0091	Restricted	Federal CFDA 11.435	Federal funds, restrictions are externally imposed by federal government agencies.
0009	0091	Restricted	Federal CFDA 11.441	Federal funds, restrictions are externally imposed by federal government agencies.
0009	0091	Restricted	Federal CFDA 11.452	Federal funds, restrictions are externally imposed by federal government agencies.
0009	0091	Restricted	Federal CFDA 11.454	Federal funds, restrictions are externally imposed by federal government agencies.
0009	0091	Restricted	Federal CFDA 11.463	Federal funds, restrictions are externally imposed by federal government agencies.
0009	0091	Restricted	Federal CFDA 11.464	Federal funds, restrictions are externally imposed by federal government agencies.
0009	0091	Restricted	Federal CFDA 12.100	Federal funds, restrictions are externally imposed by federal government agencies.
0009	0091	Restricted	Federal CFDA 12.106	Federal funds, restrictions are externally imposed by federal government agencies.
0009	0091	Restricted	Federal CFDA 12.113	Federal funds, restrictions are externally imposed by federal government agencies.
0009	0091	Restricted	Federal CFDA 15.502	Federal funds, restrictions are externally imposed by federal government agencies.
0009	0091	Restricted	Federal CFDA 15.504	Federal funds, restrictions are externally imposed by federal government agencies.
0009	0091	Restricted	Federal CFDA 15.600	Federal funds, restrictions are externally imposed by federal government agencies.
0009	0091	Restricted	Federal CFDA 15.604	Federal funds, restrictions are externally imposed by federal government agencies.
0009	0091	Restricted	Federal CFDA 15.605	Federal funds, restrictions are externally imposed by federal government agencies.
0009	0091	Restricted	Federal CFDA 15.607	Federal funds, restrictions are externally imposed by federal government agencies.
0009	0091	Restricted	Federal CFDA 15.608	Federal funds, restrictions are externally imposed by federal government agencies.
0009	0091	Restricted	Federal CFDA 15.611	Federal funds, restrictions are externally imposed by federal government agencies.
0009	0091	Restricted	Federal CFDA 15.614	Federal funds, restrictions are externally imposed by federal government agencies.

TEXAS PARKS AND WILDLIFE DEPARTMENT (802)

NOTE 32: Fund Balances (Continued)

GAAP Fund	Fund	GASB 54 Class	Citation	Comments
0009	0091	Restricted	Federal CFDA 15.615	Federal funds, restrictions are externally imposed by federal government agencies.
0009	0091	Restricted	Federal CFDA 15.616	Federal funds, restrictions are externally imposed by federal government agencies.
0009	0091	Restricted	Federal CFDA 15.617	Federal funds, restrictions are externally imposed by federal government agencies.
0009	0091	Restricted	Federal CFDA 15.622	Federal funds, restrictions are externally imposed by federal government agencies.
0009	0091	Restricted	Federal CFDA 15.623	Federal funds, restrictions are externally imposed by federal government agencies.
0009	0091	Restricted	Federal CFDA 15.625	Federal funds, restrictions are externally imposed by federal government agencies.
0009	0091	Restricted	Federal CFDA 15.626	Federal funds, restrictions are externally imposed by federal government agencies.
0009	0091	Restricted	Federal CFDA 15.633	Federal funds, restrictions are externally imposed by federal government agencies.
0009	0091	Restricted	Federal CFDA 15.634	Federal funds, restrictions are externally imposed by federal government agencies.
0009	0091	Restricted	Federal CFDA 16.607	Federal funds, restrictions are externally imposed by federal government agencies.
0009	0091	Restricted	Federal CFDA 20.005	Federal funds, restrictions are externally imposed by federal government agencies.
0009	0091	Restricted	Federal CFDA 20.205	Federal funds, restrictions are externally imposed by federal government agencies.
0009	0091	Restricted	Federal CFDA 66.456	Federal funds, restrictions are externally imposed by federal government agencies.
0009	0091	Restricted	Federal CFDA 66.461	Federal funds, restrictions are externally imposed by federal government agencies.
0009	0091	Restricted	Federal CFDA 66.500	Federal funds, restrictions are externally imposed by federal government agencies.
0009	0091	Restricted	Federal CFDA 66.505	Federal funds, restrictions are externally imposed by federal government agencies.
0009	0091	Restricted	Federal CFDA 66.606	Federal funds, restrictions are externally imposed by federal government agencies.
0009	0091	Restricted	Federal CFDA 83.544	Federal funds, restrictions are externally imposed by federal government agencies.
0009	0917	Restricted	50 CFR 80.4 - Diversion of license fees	Hunting and Fishing Licenses, restrictions are externally imposed by federal government agencies.
0009	0918	Restricted	50 CFR 80.4 - Diversion of license fees	Hunting and Fishing Licenses, restrictions are externally imposed by federal government agencies.

TEXAS PARKS AND WILDLIFE DEPARTMENT (802)

NOTE 32: Fund Balances (Continued)

GAAP Fund	Fund	GASB 54 Class	Citation	Comments
0009	0920	Restricted	50 CFR.80.4 - Diversion of license fees	Hunting and Fishing Licenses, restrictions are externally imposed by federal government agencies.
0009	0921	Restricted	50 CFR 80.4 - Diversion of license fees	Hunting and Fishing Licenses, restrictions are externally imposed by federal government agencies.
0009	0930	Restricted	50 CFR 80.4 - Diversion of license fees	Hunting and Fishing Licenses, restrictions are externally imposed by federal government agencies.
0009	0931	Restricted	Federal CFDA 15.605	Federal funds, restrictions are externally imposed by federal government agencies.
0009	0931	Restricted	Federal CFDA 15.608	Federal funds, restrictions are externally imposed by federal government agencies.
0009	0931	Restricted	Federal CFDA 15.611	Federal funds, restrictions are externally imposed by federal government agencies.
0009	0931	Restricted	Federal CFDA 15.626	Federal funds, restrictions are externally imposed by federal government agencies.
0009	0951	Restricted	Federal CFDA 10.093	Federal funds, restrictions are externally imposed by federal government agencies.
0009	0951	Restricted	Federal CFDA 10.664	Federal funds, restrictions are externally imposed by federal government agencies.
0009	0951	Restricted	Federal CFDA 11.000	Federal funds, restrictions are externally imposed by federal government agencies.
0009	0951	Restricted	Federal CFDA 11.407	Federal funds, restrictions are externally imposed by federal government agencies.
0009	0951	Restricted	Federal CFDA 11.432	Federal funds, restrictions are externally imposed by federal government agencies.
0009	0951	Restricted	Federal CFDA 11.434	Federal funds, restrictions are externally imposed by federal government agencies.
0009	0951	Restricted	Federal CFDA 11.435	Federal funds, restrictions are externally imposed by federal government agencies.
0009	0951	Restricted	Federal CFDA 11.441	Federal funds, restrictions are externally imposed by federal government agencies.
0009	0951	Restricted	Federal CFDA 12.106	Federal funds, restrictions are externally imposed by federal government agencies.
0009	0951	Restricted	Federal CFDA 15.608	Federal funds, restrictions are externally imposed by federal government agencies.
0009	0951	Restricted	Federal CFDA 15.614	Federal funds, restrictions are externally imposed by federal government agencies.
0009	0951	Restricted	Federal CFDA 15.615	Federal funds, restrictions are externally imposed by federal government agencies.

TEXAS PARKS AND WILDLIFE DEPARTMENT (802)

NOTE 32: Fund Balances (Continued)

GAAP Fund	Fund	GASB 54 Class	Citation	Comments
0009	0951	Restricted	Federal CFDA 15.616	Federal funds, restrictions are externally imposed by federal government agencies.
0009	0951	Restricted	Federal CFDA 15.622	Federal funds, restrictions are externally imposed by federal government agencies.
0009	0951	Restricted	Federal CFDA 15.623	Federal funds, restrictions are externally imposed by federal government agencies.
0009	0951	Restricted	Federal CFDA 15.625	Federal funds, restrictions are externally imposed by federal government agencies.
0009	0951	Restricted	Federal CFDA 15.628	Federal funds, restrictions are externally imposed by federal government agencies.
0009	0951	Restricted	Federal CFDA 15.631	Federal funds, restrictions are externally imposed by federal government agencies.
0009	0951	Restricted	Federal CFDA 15.634	Federal funds, restrictions are externally imposed by federal government agencies.
0009	0951	Restricted	Federal CFDA 15.657	Federal funds, restrictions are externally imposed by federal government agencies.
0009	0951	Restricted	Federal CFDA 15.668	Federal funds, restrictions are externally imposed by federal government agencies.
0009	0951	Restricted	Federal CFDA 15.669	Federal funds, restrictions are externally imposed by federal government agencies.
0009	0951	Restricted	Federal CFDA 15.945	Federal funds, restrictions are externally imposed by federal government agencies.
0009	0951	Restricted	Federal CFDA 16.738	Federal funds, restrictions are externally imposed by federal government agencies.
0009	0951	Restricted	Federal CFDA 16.922	Federal funds, restrictions are externally imposed by federal government agencies.
0009	0951	Restricted	Federal CFDA 87.051	Federal funds, restrictions are externally imposed by federal government agencies.
0009	0951	Restricted	Federal CFDA 97.012	Federal funds, restrictions are externally imposed by federal government agencies.
0009	0951	Restricted	Federal CFDA 97.036	Federal funds, restrictions are externally imposed by federal government agencies.
0009	0951	Restricted	Federal CFDA 97.056	Federal funds, restrictions are externally imposed by federal government agencies.
0009	0951	Restricted	Federal CFDA 97.067	Federal funds, restrictions are externally imposed by federal government agencies.
0009	0951	Restricted	Federal CFDA 97.112	Federal funds, restrictions are externally imposed by federal government agencies.
0064	0641	Restricted	Federal CFDA 10.923	Federal funds, restrictions are externally imposed by federal government agencies.
0064	0641	Restricted	Federal CFDA 14.218	Federal funds, restrictions are externally imposed by federal government agencies.

TEXAS PARKS AND WILDLIFE DEPARTMENT (802)

NOTE 32: Fund Balances (Concluded)

GAAP		GASB 54		Citation	Comments
Fund	Fund	Class	Class		
0064	0641	Restricted		Federal CFDA 15.634	Federal funds, restrictions are externally imposed by federal government agencies.
0064	0641	Restricted		Federal CFDA 15.668	Federal funds, restrictions are externally imposed by federal government agencies.
0064	0641	Restricted		Federal CFDA 20.205	Federal funds, restrictions are externally imposed by federal government agencies.
0064	0641	Restricted		Federal CFDA 20.219	Federal funds, restrictions are externally imposed by federal government agencies.
0064	0641	Restricted		Federal CFDA 97.036	Federal funds, restrictions are externally imposed by federal government agencies.
0223	0223	Restricted		U.S. Public Law 88-578 at 16 U.S.C., § 460-8	Federal funds, restrictions are externally imposed by federal government agencies.
0223	2230	Restricted		U.S. Public Law 88-578 at 16 U.S.C., § 460-8	Federal funds, restrictions are externally imposed by federal government agencies.
0223	2231	Restricted		Federal CFDA 15.916	Federal funds, restrictions are externally imposed by federal government agencies.
0223	2231	Restricted		Federal CFDA 20.219	Federal funds, restrictions are externally imposed by federal government agencies.
0223	8223	Restricted		U.S. Public Law 88-578 at 16 U.S.C., § 460-8	Federal funds, restrictions are externally imposed by federal government agencies.
0467	4671	Restricted		Federal CFDA 15.605	Federal funds, restrictions are externally imposed by federal government agencies.
0467	4671	Restricted		Federal CFDA 15.916	Federal funds, restrictions are externally imposed by federal government agencies.
0467	4671	Restricted		Federal CFDA 20.219	Federal funds, restrictions are externally imposed by federal government agencies.
0506	5061	Restricted		Federal CFDA 20.205	Federal funds, restrictions are externally imposed by federal government agencies.
0679	6791	Restricted		Federal CFDA 15.426	Federal funds, restrictions are externally imposed by federal government agencies.
0679	6791	Restricted		Federal CFDA 15.605	Federal funds, restrictions are externally imposed by federal government agencies.
0679	6791	Restricted		Federal CFDA 15.668	Federal funds, restrictions are externally imposed by federal government agencies.
0885	0851	Restricted		United States Code, Title 54, Subtitle I, Division A, Chapter 1015, Subchapter IV, Section 101531; Lyndon B. Johnson (LBJ) National Historical Park Bus Tour Transportation Services for State Parks Permanent Endowment Trust Agreement	Federal funds, restrictions are externally imposed by federal government agencies.



Supplementary Schedules

TEXAS
PARKS &
WILDLIFE



THIS PAGE INTENTIONALLY LEFT BLANK

Texas Parks and Wildlife Department (802)
Schedule 1A - Schedule of Expenditures of Federal Awards
 For the fiscal year ended August 31, 2017

Federal Grantor/ Pass-through Grantor/ Program Title	CFDA Number	NSE Name/ Identifying Number	Agy/ Univ No	Pass-through From		Direct Program Amount	Total PT From and Direct Prog. Amount
				Agencies or Universities Amount	Non-State Entities Amount		
General Services Administration							
<u>Pass-Through From:</u>							
Donation of Federal Surplus Personal Property (Non-monetary)	39.003						5,324.18
<i>Pass-Through From:</i> <i>Texas Facilities Commission</i>			303	5,324.18			
Totals - General Services Administration				\$ 5,324.18	\$ -	\$ -	\$ 5,324.18
Gulf Coast Ecosystem Restoration Council							
<u>Pass-Through From:</u>							
Gulf Coast Ecosystem Restoration Council Comprehensive Plan Component Program	87.051						3,064,612.75
<i>Pass-Through From:</i> <i>Texas Commission on Environmental Quality</i>			582	3,064,612.75			
Totals - Gulf Coast Ecosystem Restoration Council				\$ 3,064,612.75	\$ -	\$ -	\$ 3,064,612.75
U.S. Department of the Interior							
Fish and Wildlife Management Assistance	15.608	National Fish and Wildlife Foundation/			8,532.72		8,532.72
		<i>FA 2287</i>					
National Fish and Wildlife Foundation	15.663	National Fish and Wildlife Foundation/			27,325.98		27,325.98
		<i>FA A057</i>					
<u>Direct Programs:</u>							
Fish and Wildlife Management Assistance	15.608					61,042.83	61,042.83
Coastal Wetlands Planning, Protection and Restoration	15.614					99.88	99.88
Coastal Wetlands Planning, Protection and Restoration	15.614					344,474.85	344,474.85
<i>Pass-Through To:</i> <i>General Land Office</i>							
Clean Vessel Act	15.616					50,815.08	50,815.08
Sportfishing and Boating Safety Act	15.622					598,320.90	598,320.90
North American Wetlands Conservation Fund	15.623					7,024.75	7,024.75
Enhanced Hunter Education and Safety	15.626					230,377.39	230,377.39
Partners for Fish and Wildlife	15.631					261,102.13	261,102.13
State Wildlife Grants	15.634					404,404.39	404,404.39
Coastal Impact Assistance	15.668					(6,282.87)	(6,282.87)
Coastal Impact Assistance	15.668					3,144.73	3,144.73
<i>Pass-Through To:</i> <i>Texas A&M University at Galveston</i>							
Outdoor Recreation_Acquisition, Development and Planning	15.916					1,390,575.07	1,390,575.07
<u>Pass-Through From:</u>							
Coastal Impact Assistance	15.668						841,279.73
<i>Pass-Through From:</i> <i>General Land Office</i>			305	841,279.73			
Totals - U.S. Department of the Interior				\$ 841,279.73	\$ 35,858.70	\$ 3,345,099.13	\$ 4,222,237.56
U.S. Department of Agriculture							
<u>Direct Programs:</u>							
Voluntary Public Access and Habitat Incentive Program	10.093					583,679.19	583,679.19
Emergency Watershed Protection Program	10.923					904,639.67	904,639.67
<u>Pass-Through From:</u>							
Cooperative Forestry Assistance	10.664						33,690.56
<i>Pass-Through From:</i> <i>Texas A&M Forest Service</i>			576	33,690.56			
Totals - U.S. Department of Agriculture				\$ 33,690.56	\$ -	\$ 1,488,318.86	\$ 1,522,009.42
U.S. Department of Commerce							
<u>Direct Programs:</u>							
U.S. Department of Commerce	11.000	JEA				489,435.39	489,435.39
National Oceanic and Atmospheric Administration (NOAA) Cooperative Institutes	11.432					8,310.12	8,310.12
Totals - U.S. Department of Commerce				0	0	497,745.51	497,745.51
U.S. Department of Defense							
<u>Direct Programs:</u>							
Flood Control Projects	12.106					292,479.34	292,479.34
Totals - U.S. Department of Defense				0	0	292,479.34	292,479.34

UNAUDITED

Texas Parks and Wildlife Department (802)
Schedule 1A - Schedule of Expenditures of Federal Awards (Continued)
 For the fiscal year ended August 31, 2017

Federal Grantor/ Pass-through Grantor/ Program Title	CFDA Number	NSE Name/ Identifying Number	Agy/ Univ No	Pass-through To		Expenditures Amount	Total PT To and Expenditures Amount
				Agencies or Universities Amount	Non-State Entities Amount		
General Services Administration							
<u>Pass-Through From:</u>							
Donation of Federal Surplus Personal Property (Non-monetary)	39.003					5,324.18	5,324.18
<i>Texas Facilities Commission</i>			303				
Totals - General Services Administration				\$ -	\$ -	\$ 5,324.18	\$ 5,324.18
Gulf Coast Ecosystem Restoration Council							
<u>Pass-Through From:</u>							
Gulf Coast Ecosystem Restoration Council Comprehensive Plan Component Program	87.051					3,064,612.75	3,064,612.75
<i>Texas Commission on Environmental Quality</i>			582				
Totals - Gulf Coast Ecosystem Restoration Council				\$ -	\$ -	\$ 3,064,612.75	\$ 3,064,612.75
U.S. Department of the Interior							
Fish and Wildlife Management Assistance	15.608	National Fish and Wildlife Foundation/				8,532.72	8,532.72
		<i>FA 2287</i>					
National Fish and Wildlife Foundation	15.663	National Fish and Wildlife Foundation/				27,325.98	27,325.98
		<i>FA A057</i>					
<u>Direct Programs:</u>							
Fish and Wildlife Management Assistance	15.608					61,042.83	61,042.83
Coastal Wetlands Planning, Protection and Restoration	15.614					99.88	99.88
Coastal Wetlands Planning, Protection and Restoration	15.614						344,474.85
<i>General Land Office</i>					344,474.85		
Clean Vessel Act	15.616					25,531.35	50,815.08
Sportfishing and Boating Safety Act	15.622					595,492.05	598,320.90
North American Wetlands Conservation Fund	15.623					7,024.75	7,024.75
Enhanced Hunter Education and Safety	15.626					230,377.39	230,377.39
Partners for Fish and Wildlife	15.631					197,956.45	261,102.13
State Wildlife Grants	15.634					404,404.39	404,404.39
Coastal Impact Assistance	15.668					(6,282.87)	(6,282.87)
Coastal Impact Assistance	15.668						3,144.73
<i>Texas A&M University at Galveston</i>					3,144.73		
Outdoor Recreation_Acquisition, Development and Planning	15.916					1,374,867.77	1,390,575.07
<u>Pass-Through From:</u>							
Coastal Impact Assistance	15.668					841,279.73	841,279.73
<i>General Land Office</i>			305				
Totals - U.S. Department of the Interior				\$ 347,619.58	\$ 2,193,847.62	\$ 1,680,770.36	\$ 4,222,237.56
U.S. Department of Agriculture							
<u>Direct Programs:</u>							
Voluntary Public Access and Habitat Incentive Program	10.093					343,193.71	240,485.48
Emergency Watershed Protection Program	10.923					904,639.67	904,639.67
<u>Pass-Through From:</u>							
Cooperative Forestry Assistance	10.664					33,690.56	33,690.56
<i>Texas A&M Forest Service</i>			576				
Totals - U.S. Department of Agriculture				0	343,193.71	1,178,815.71	1,522,009.42
U.S. Department of Commerce							
<u>Direct Programs:</u>							
U.S. Department of Commerce	11.000	<i>JEA</i>				489,435.39	489,435.39
National Oceanic and Atmospheric Administration (NOAA) Cooperative Institutes	11.432					8,310.12	8,310.12
Totals - U.S. Department of Commerce				0	0	497,745.51	497,745.51
U.S. Department of Defense							
<u>Direct Programs:</u>							
Flood Control Projects	12.106					292,479.34	292,479.34
Totals - U.S. Department of Defense				0	0	292,479.34	292,479.34

Texas Parks and Wildlife Department (802)
Schedule 1A - Schedule of Expenditures of Federal Awards (Continued)
 For the fiscal year ended August 31, 2017

Federal Grantor/ Pass-through Grantor/ Program Title	CFDA Number	NSE Name/ Identifying Number	Agy/ Univ No	Pass-through From		Direct Program Amount	Total PT From and Direct Prog. Amount
				Agencies or Universities Amount	Non-State Entities Amount		
U.S. Department of Homeland Security							
<u>Direct Programs:</u>							
Boating Safety Financial Assistance	97.012					3,781,185.97	3,781,185.97
Port Security Grant Program	97.056					770,153.28	770,153.28
<u>Pass-Through From:</u>							
Disaster Grants - Public Assistance (Presidentially Declared Disasters)	97.036						734,268.19
<i>Pass-Through From:</i>							
<i>Department of Public Safety</i>			405	734,268.19			
Fire Management Assistance Grant	97.046						5,892.99
<i>Pass-Through From:</i>							
<i>Department of Public Safety</i>			405	5,892.99			
Homeland Security Grant Program	97.067						43,401.97
<i>Pass-Through From:</i>							
<i>Governor - Fiscal</i>			300	43,401.97			
Totals - U.S. Department of Homeland Security				\$	783,563.15	\$	- \$ 4,551,339.25 \$ 5,334,902.40
U.S. Department of Justice							
<u>Pass-Through From:</u>							
Edward Byrne Memorial Justice Assistance Grant Program	16.738						389,988.90
<i>Pass-Through From:</i>							
<i>Governor - Fiscal</i>			300	389,988.90			
Totals - U.S. Department of Justice				\$	389,988.90	\$	- \$ - \$ 389,988.90
Research & Development Cluster							
U.S. Department of the Interior							
Cooperative Landscape Conservation	15.669	The Curators of The University of Missouri/ F14AC00887				6,264.22	6,264.22
Cooperative Landscape Conservation		Wildlife Management Institute, Inc./ F14AC00887				66,413.67	66,413.67
<u>Direct Programs:</u>							
Sport Fish Restoration	15.605					869,274.62	869,274.62
Fish and Wildlife Management Assistance	15.608					6,551.14	6,551.14
<i>Pass-Through To:</i>							
<i>Texas Tech University</i>							
Wildlife Restoration and Basic Hunter Education	15.611					4,525,621.26	4,525,621.26
Wildlife Restoration and Basic Hunter Education	15.611					199,738.50	199,738.50
<i>Pass-Through To:</i>							
<i>Texas A&M AgriLife Research</i>							
Wildlife Restoration and Basic Hunter Education	15.611					146,961.19	146,961.19
<i>Pass-Through To:</i>							
<i>Tarleton State University</i>							
Wildlife Restoration and Basic Hunter Education	15.611					39,185.26	39,185.26
<i>Pass-Through To:</i>							
<i>University of Texas at El Paso</i>							
Wildlife Restoration and Basic Hunter Education	15.611					559,559.14	559,559.14
<i>Pass-Through To:</i>							
<i>Texas A&M University - Kingsville</i>							
Wildlife Restoration and Basic Hunter Education	15.611					56,703.10	56,703.10
<i>Pass-Through To:</i>							
<i>Texas Tech University</i>							
Wildlife Restoration and Basic Hunter Education	15.611					109,586.91	109,586.91
<i>Pass-Through To:</i>							
<i>Stephen F. Austin State University</i>							

UNAUDITED

Texas Parks and Wildlife Department (802)
Schedule 1A - Schedule of Expenditures of Federal Awards (Continued)
 For the fiscal year ended August 31, 2017

Federal Grantor/ Pass-through Grantor/ Program Title	CFDA Number	NSE Name/ Identifying Number	Agy/ Univ No	Pass-through To		Expenditures Amount	Total PT To and Expenditures Amount
				Agencies or Universities Amount	Non-State Entities Amount		
U.S. Department of Homeland Security							
<u>Direct Programs:</u>							
Boating Safety Financial Assistance	97.012					3,781,185.97	3,781,185.97
Port Security Grant Program	97.056					770,153.28	770,153.28
<u>Pass-Through From:</u>							
Disaster Grants - Public Assistance (Presidentially Declared Disasters)	97.036					734,268.19	734,268.19
<i>Department of Public Safety</i>			405				
Fire Management Assistance Grant	97.046					5,892.99	5,892.99
<i>Department of Public Safety</i>			405				
Homeland Security Grant Program	97.067					43,401.97	43,401.97
<i>Governor - Fiscal</i>			300				
Totals - U.S. Department of Homeland Security				\$ -	\$ -	\$ 5,334,902.40	\$ 5,334,902.40
U.S. Department of Justice							
<u>Pass-Through From:</u>							
Edward Byrne Memorial Justice Assistance Grant Program	16.738					389,988.90	389,988.90
<i>Governor - Fiscal</i>			300				
Totals - U.S. Department of Justice				\$ -	\$ -	\$ 389,988.90	\$ 389,988.90
Research & Development Cluster							
U.S. Department of the Interior							
Cooperative Landscape Conservation	15.669	The Curators of The University of Missouri/ F14AC00887				6,264.22	6,264.22
Cooperative Landscape Conservation		Wildlife Management Institute, Inc./ F14AC00887			53,048.86	13,364.81	66,413.67
Sport Fish Restoration	15.605					869,274.62	869,274.62
Fish and Wildlife Management Assistance	15.608						6,551.14
<i>Texas Tech University</i>				6,551.14			
Wildlife Restoration and Basic Hunter Education	15.611				313,763.36	4,211,857.90	4,525,621.26
Wildlife Restoration and Basic Hunter Education	15.611						199,738.50
<i>Texas A&M AgriLife Research</i>				199,738.50			
Wildlife Restoration and Basic Hunter Education	15.611						146,961.19
<i>Tarleton State University</i>				146,961.19			
Wildlife Restoration and Basic Hunter Education	15.611						39,185.26
<i>University of Texas at El Paso</i>				39,185.26			
Wildlife Restoration and Basic Hunter Education	15.611						559,559.14
<i>Texas A&M University - Kingsville</i>				559,559.14			
Wildlife Restoration and Basic Hunter Education	15.611						56,703.10
<i>Texas Tech University</i>				56,703.10			
Wildlife Restoration and Basic Hunter Education	15.611						109,586.91
<i>Stephen F. Austin State University</i>				109,586.91			

Texas Parks and Wildlife Department (802)
Schedule 1A - Schedule of Expenditures of Federal Awards (Continued)
 For the fiscal year ended August 31, 2017

Federal Grantor/ Pass-through Grantor/ Program Title	CFDA Number	NSE Name/ Identifying Number	Agy/ Univ No	Pass-through From		Direct Program Amount	Total PT From and Direct Prog. Amount
				Agencies or Universities Amount	Non-State Entities Amount		
Wildlife Restoration and Basic Hunter Education <i>Pass-Through To:</i> <i>Sul Ross State University</i>	15.611					228,210.70	228,210.70
Cooperative Endangered Species Conservation Fund	15.615					74,050.09	74,050.09
Cooperative Endangered Species Conservation Fund <i>Pass-Through To:</i> <i>Texas A&M AgriLife Research</i>	15.615					45,470.62	45,470.62
Cooperative Endangered Species Conservation Fund <i>Pass-Through To:</i> <i>Texas A&M University</i>	15.615					3,894.95	3,894.95
Cooperative Endangered Species Conservation Fund <i>Pass-Through To:</i> <i>University of Texas at Arlington</i>	15.615					46,499.65	46,499.65
Cooperative Endangered Species Conservation Fund <i>Pass-Through To:</i> <i>University of Texas at Austin</i>	15.615					102,096.67	102,096.67
Cooperative Endangered Species Conservation Fund <i>Pass-Through To:</i> <i>Texas Tech University</i>	15.615					6,924.64	6,924.64
Cooperative Endangered Species Conservation Fund <i>Pass-Through To:</i> <i>University of Texas Rio Grande Valley</i>	15.615					61,308.44	61,308.44
Cooperative Endangered Species Conservation Fund <i>Pass-Through To:</i> <i>University of Texas at Tyler</i>	15.615					856.54	856.54
Cooperative Endangered Species Conservation Fund <i>Pass-Through To:</i> <i>Sam Houston State University</i>	15.615					33,565.11	33,565.11
Cooperative Endangered Species Conservation Fund <i>Pass-Through To:</i> <i>Texas State University</i>	15.615					59,659.29	59,659.29
Cooperative Endangered Species Conservation Fund <i>Pass-Through To:</i> <i>Stephen F. Austin State University</i>	15.615					22,147.37	22,147.37
Multistate Conservation Grant	15.628					583.74	583.74
Multistate Conservation Grant <i>Pass-Through To:</i> <i>Sul Ross State University</i>	15.628					20,424.63	20,424.63
State Wildlife Grants	15.634					669,400.11	669,400.11
State Wildlife Grants <i>Pass-Through To:</i> <i>Texas A&M AgriLife Extension Service</i>	15.634					75,563.68	75,563.68
State Wildlife Grants <i>Pass-Through To:</i> <i>Texas A&M AgriLife Research</i>	15.634					141,596.83	141,596.83
State Wildlife Grants <i>Pass-Through To:</i> <i>Texas A&M University at Galveston</i>	15.634					153,492.62	153,492.62
State Wildlife Grants <i>Pass-Through To:</i> <i>University of Texas at Austin</i>	15.634					302,601.74	302,601.74

UNAUDITED

Texas Parks and Wildlife Department (802)
Schedule 1A - Schedule of Expenditures of Federal Awards (Continued)
 For the fiscal year ended August 31, 2017

Federal Grantor/ Pass-through Grantor/ Program Title	CFDA Number	NSE Name/ Identifying Number	Agy/ Univ No	Pass-through To		Expenditures Amount	Total PT To and Expenditures Amount
				Agencies or Universities Amount	Non-State Entities Amount		
Wildlife Restoration and Basic Hunter Education	15.611						228,210.70
<i>Sul Ross State University</i>				228,210.70			
Cooperative Endangered Species Conservation Fund	15.615				67,504.30	6,545.79	74,050.09
Cooperative Endangered Species Conservation Fund	15.615						45,470.62
<i>Texas A&M AgriLife Research</i>				45,470.62			
Cooperative Endangered Species Conservation Fund	15.615						3,894.95
<i>Texas A&M University</i>				3,894.95			
Cooperative Endangered Species Conservation Fund	15.615						46,499.65
<i>University of Texas at Arlington</i>				46,499.65			
Cooperative Endangered Species Conservation Fund	15.615						102,096.67
<i>University of Texas at Austin</i>				102,096.67			
Cooperative Endangered Species Conservation Fund	15.615						6,924.64
<i>Texas Tech University</i>				6,924.64			
Cooperative Endangered Species Conservation Fund	15.615						61,308.44
<i>University of Texas Rio Grande Valley</i>				61,308.44			
Cooperative Endangered Species Conservation Fund	15.615						856.54
<i>University of Texas at Tyler</i>				856.54			
Cooperative Endangered Species Conservation Fund	15.615						33,565.11
<i>Sam Houston State University</i>				33,565.11			
Cooperative Endangered Species Conservation Fund	15.615						59,659.29
<i>Texas State University</i>				59,659.29			
Cooperative Endangered Species Conservation Fund	15.615						22,147.37
<i>Stephen F. Austin State University</i>				22,147.37			
Multistate Conservation Grant	15.628					583.74	583.74
Multistate Conservation Grant	15.628						20,424.63
<i>Sul Ross State University</i>				20,424.63			
State Wildlife Grants	15.634				53,247.10	616,153.01	669,400.11
State Wildlife Grants	15.634						75,563.68
<i>Texas A&M AgriLife Extension Service</i>				75,563.68			
State Wildlife Grants	15.634						141,596.83
<i>Texas A&M AgriLife Research</i>				141,596.83			
State Wildlife Grants	15.634						153,492.62
<i>Texas A&M University at Galveston</i>				153,492.62			
State Wildlife Grants	15.634						302,601.74
<i>University of Texas at Austin</i>				302,601.74			

UNAUDITED

Texas Parks and Wildlife Department (802)
Schedule 1A - Schedule of Expenditures of Federal Awards (Continued)
 For the fiscal year ended August 31, 2017

Federal Grantor/ Pass-through Grantor/ Program Title	CFDA Number	NSE Name/ Identifying Number	Agy/ Univ No	Pass-through From		Direct Program Amount	Total PT From and Direct Prog. Amount	
				Agencies or Universities Amount	Non-State Entities Amount			
State Wildlife Grants Pass-Through To: Texas Tech University	15.634					187,197.02	187,197.02	
State Wildlife Grants Pass-Through To: University of Texas Rio Grande Valley	15.634					52,402.30	52,402.30	
State Wildlife Grants Pass-Through To: University of Texas at Tyler	15.634					24,248.23	24,248.23	
State Wildlife Grants Pass-Through To: University of North Texas	15.634					40,594.58	40,594.58	
State Wildlife Grants Pass-Through To: Texas State University	15.634					240,182.81	240,182.81	
State Wildlife Grants Pass-Through To: Stephen F. Austin State University	15.634					(4,442.17)	(4,442.17)	
State Wildlife Grants Pass-Through To: University of Houston - Clear Lake	15.634					24,902.13	24,902.13	
State Wildlife Grants Pass-Through To: Texas A&M University - Corpus Christi	15.634					125,154.87	125,154.87	
Endangered Species Conservation – Recovery Implementation Funds	15.657					23,524.97	23,524.97	
Cooperative Research and Training Programs – Resources of the National Park System	15.945					12,330.52	12,330.52	
Totals - U.S. Department of the Interior				\$	- \$	72,677.89	\$ 9,287,623.80	\$ 9,360,301.69
U.S. Department of Agriculture								
<u>Direct Programs:</u>								
Voluntary Public Access and Habitat Incentive Program Pass-Through To: Texas Tech University	10.093					36,662.80	36,662.80	
Totals - U.S. Department of Agriculture				\$	- \$	-	\$ 36,662.80	\$ 36,662.80
U.S. Department of Commerce								
Cooperative Fishery Statistics	11.434	Gulf States Marine Fisheries Commission/ FNA15NMF4340078				177,642.09	177,642.09	
Regional Fishery Management Councils	11.441	Gulf of Mexico Fishery Management Council/ 17-7050				43,348.48	43,348.48	
<u>Direct Programs:</u>								
Interjurisdictional Fisheries Act of 1986	11.407					162,613.50	162,613.50	
Cooperative Fishery Statistics	11.434					95,899.10	95,899.10	
Southeast Area Monitoring and Assessment Program	11.435					118,276.14	118,276.14	
Totals - U.S. Department of Commerce				\$	- \$	220,990.57	\$ 376,788.74	\$ 597,779.31
CDBG Entitlement Grants Cluster								
U.S. Department of Housing and Urban Development								
Community Development Block Grants/Entitlement Grants	14.218	Bastrop County/ 484292				686,513.38	686,513.38	
Totals - U.S. Department of Housing and Urban Development				\$	- \$	686,513.38	\$ -	\$ 686,513.38

UNAUDITED

Texas Parks and Wildlife Department (802)
Schedule 1A - Schedule of Expenditures of Federal Awards (Continued)
 For the fiscal year ended August 31, 2017

Federal Grantor/ Pass-through Grantor/ Program Title	CFDA Number	NSE Name/ Identifying Number	Agy/ Univ No	Pass-through To		Expenditures Amount	Total PT To and Expenditures Amount
				Agencies or Universities Amount	Non-State Entities Amount		
State Wildlife Grants	15.634						187,197.02
<i>Texas Tech University</i>				187,197.02			
State Wildlife Grants	15.634						52,402.30
<i>University of Texas Rio Grande Valley</i>				52,402.30			
State Wildlife Grants	15.634						24,248.23
<i>University of Texas at Tyler</i>				24,248.23			
State Wildlife Grants	15.634						40,594.58
<i>University of North Texas</i>				40,594.58			
State Wildlife Grants	15.634						240,182.81
<i>Texas State University</i>				240,182.81			
State Wildlife Grants	15.634						(4,442.17)
<i>Stephen F. Austin State University</i>				(4,442.17)			
State Wildlife Grants	15.634						24,902.13
<i>University of Houston - Clear Lake</i>				24,902.13			
State Wildlife Grants	15.634						125,154.87
<i>Texas A&M University - Corpus Christi</i>				125,154.87			
Endangered Species Conservation – Recovery Implementation Funds	15.657				21,024.97	2,500.00	23,524.97
Cooperative Research and Training Programs – Resources of the National Park System	15.945					12,330.52	12,330.52
Totals - U.S. Department of the Interior				\$ 3,112,838.49	\$ 508,588.59	\$ 5,738,874.61	\$ 9,360,301.69
U.S. Department of Agriculture							
Direct Programs:							
Voluntary Public Access and Habitat Incentive Program	10.093						36,662.80
<i>Texas Tech University</i>				36,662.80			
Totals - U.S. Department of Agriculture				\$ 36,662.80	\$ -	\$ -	\$ 36,662.80
U.S. Department of Commerce							
Cooperative Fishery Statistics	11.434	Gulf States Marine Fisheries Commission/ FNA15NMF4340078				177,642.09	177,642.09
Regional Fishery Management Councils	11.441	Gulf of Mexico Fishery Management Council/ 17-7050				43,348.48	43,348.48
Interjurisdictional Fisheries Act of 1986	11.407					162,613.50	162,613.50
Cooperative Fishery Statistics	11.434					95,899.10	95,899.10
Southeast Area Monitoring and Assessment Program	11.435					118,276.14	118,276.14
Totals - U.S. Department of Commerce				\$ -	\$ -	\$ 597,779.31	\$ 597,779.31
CDBG Entitlement Grants Cluster							
U.S. Department of Housing and Urban Development							
Community Development Block Grants/Entitlement Grants	14.218	Bastrop County/ 484292				686,513.38	686,513.38
Totals - U.S. Department of Housing and Urban Development				\$ -	\$ -	\$ 686,513.38	\$ 686,513.38

Texas Parks and Wildlife Department (802)
Schedule 1A - Schedule of Expenditures of Federal Awards (Continued)
 For the fiscal year ended August 31, 2017

Federal Grantor/ Pass-through Grantor/ Program Title	CFDA Number	NSE Name/ Identifying Number	Agy/ Univ No	Pass-through From		Direct Program Amount	Total PT From and Direct Prog. Amount
				Agencies or Universities Amount	Non-State Entities Amount		
Highway Planning and Construction Cluster							
U.S. Department of Transportation							
<u>Direct Programs:</u>							
Highway Planning and Construction	20.205					187,088.41	187,088.41
Recreational Trails Program	20.219					4,569,565.56	4,569,565.56
Recreational Trails Program	20.219					355,962.49	355,962.49
<u>Pass-Through To:</u>							
<i>Texas A&M University - Texarkana</i>							
<u>Pass-Through From:</u>							
Highway Planning and Construction	20.205						1,003,447.99
<u>Pass-Through From:</u>							
<i>Texas Department of Transportation</i>							
			601	1,003,447.99			
Totals - U.S. Department of Transportation				\$ 1,003,447.99	\$ -	\$ 5,112,616.46	\$ 6,116,064.45
Fish and Wildlife Cluster							
U.S. Department of the Interior							
<u>Direct Programs:</u>							
Sport Fish Restoration	15.605					15,360,062.47	15,360,062.47
Wildlife Restoration and Basic Hunter Education	15.611					16,840,726.20	16,840,726.20
Wildlife Restoration and Basic Hunter Education	15.611					76,612.96	76,612.96
<u>Pass-Through To:</u>							
<i>Texas A&M AgriLife Extension Service</i>							
Totals - U.S. Department of the Interior				\$ -	\$ -	\$ 32,277,401.63	\$ 32,277,401.63
Total Expenditures of Federal Awards				\$ 6,121,907.26	\$ 1,016,040.54	\$ 57,266,075.52	\$ 64,404,023.32

UNAUDITED

Texas Parks and Wildlife Department (802)
Schedule 1A - Schedule of Expenditures of Federal Awards (Concluded)
 For the fiscal year ended August 31, 2017

Federal Grantor/ Pass-through Grantor/ Program Title	CFDA Number	NSE Name/ Identifying Number	Agy/ Univ No	Pass-through To		Expenditures Amount	Total PT To and Expenditures Amount	
				Agencies or Universities Amount	Non-State Entities Amount			
Highway Planning and Construction Cluster								
U.S. Department of Transportation								
Highway Planning and Construction	20.205					187,088.41	187,088.41	
Recreational Trails Program	20.219				3,546,436.90	1,023,128.66	4,569,565.56	
Recreational Trails Program	20.219						355,962.49	
<i>Texas A&M University - Texarkana</i>					355,962.49			
Pass-Through From:								
Highway Planning and Construction	20.205					1,003,447.99	1,003,447.99	
<i>Texas Department of Transportation</i>				601				
Totals - U.S. Department of Transportation					\$ 355,962.49	\$ 3,546,436.90	\$ 2,213,665.06	\$ 6,116,064.45
Fish and Wildlife Cluster								
U.S. Department of the Interior								
Direct Programs:								
Sport Fish Restoration	15.605					1,236,704.71	14,123,357.76	15,360,062.47
Wildlife Restoration and Basic Hunter Education	15.611					97,025.71	16,743,700.49	16,840,726.20
Wildlife Restoration and Basic Hunter Education	15.611							76,612.96
<i>Texas A&M AgriLife Extension Service</i>								76,612.96
Totals - U.S. Department of the Interior					\$ 76,612.96	\$ 1,333,730.42	\$ 30,867,058.25	\$ 32,277,401.63
Total Expenditures of Federal Awards					\$ 3,929,696.32	\$ 7,925,797.24	\$ 52,548,529.76	\$ 64,404,023.32

Below is a reconciliation of the total of federal pass-through and federal expenditures as reported on the Schedule of Expenditures of Federal Awards to the total of federal revenues and federal pass-through revenues as reported in the general purpose financial statements. Generally, federal funds are not earned until expended; therefore, federal revenues equal federal expenditures for the reporting period.

**Per COMBINED STATEMENT OF REVENUES, EXPENDITURES, AND
 CHANGES IN FUND BALANCE/STATEMENT OF ACTIVITIES - Governmental Funds**

	USAS Amount	SEFA Note 2 Amount
Federal Revenue (Exhibit II)	\$ 58,282,116.06	\$ 58,772,579.63
Total Federal Revenue	\$ 58,282,116.06	\$ 58,772,579.63
Federal Pass-Through Revenue (Exhibit II)	\$ 6,116,583.08	\$ 6,116,583.08
Total Federal Pass-Through Revenue	\$ 6,116,583.08	\$ 6,116,583.08
Total Federal Revenue and Federal Pass-Through Revenue	\$ 64,398,699.14	\$ 64,889,162.71
Reconciliation Items		
Non-monetary Items:		
Donation of Federal Surplus Personal Property		\$ 5,324.18
Total Non-monetary Items		\$ 5,324.18
Other Reconciling Items:		
Deduct:		
Federal revenue received on the fixed fee basis contract		\$ (1,028.18)
Federal revenue received under a vendor relationship between agency and the federal government		(489,435.39)
Total Other Reconciling Items		\$ (490,463.57)
Total Reconciliation Items:		\$ (485,139.39)
Total per Note 2:		\$ 64,404,023.32
Total Pass-Through and Expenditures per Federal Schedule:		\$ 64,404,023.32
Difference:		\$ -

Texas Parks and Wildlife Department (802)
Schedule 1B - Schedule of State Grant Pass-Throughs From/To State Agencies/Universities
For the Year Ended August 31, 2017

Pass-through From	Grant ID	Agency Number	Amount
CEPRA 1572 – Dickinson Bayou Wetland Restoration Project GENERAL LAND OFFICE	305.0005	305	\$ 156.86
Operation Secure Texas DPS TEXAS DEPARTMENT OF PUBLIC SAFETY	405.0016	405	2,967,321.73
Feral Hog Abatement Grant DEPARTMENT OF AGRICULTURE	551.0008	551	60,456.44
FH-1617-02 Feral Hog Abatement DEPARTMENT OF AGRICULTURE	551.0039	551	6,684.59
WSC - Research TEXAS WATER DEVELOPMENT BOARD	580.0019	580	248,075.89
Galveston Bay Restoration Project TX COMMISSION ON ENVIRONMENTAL QUALITY	582.0061	582	199,993.00
Water Supply Enhancement STATE SOIL AND WATER CONSERVATION BOARD	592.0002	592	68,244.78
Total Pass-Through from Other Agencies (Exh. II):			\$ 3,550,933.29

Pass-through To	Grant ID	Agency Number	Amount
Genotyping Work for Hatchery Broodfish TEXAS A&M UNIVERSITY - CORPUS CHRISTI	802.0051	760	\$ (17.71)
443971 Small Mammal Response and Recovery from Wildfire at Bastrop State Park WEST TEXAS A&M UNIVERSITY	802.008	757	(5,636.98)
448665 Assessing Distribution and Abundance of White-Tipped Dove in the Lower Rio Grande Valley of Texas TARLETON STATE UNIVERSITY	802.0081	713	(63.00)
455307 The Mammals of Palo Pinto Mountains State Park TARLETON STATE UNIVERSITY	802.009	713	5,085.82
452461 Application of UAV Based Remote Sensing for Evaluation of Wetland Vegetation Monitoring TEXAS STATE UNIVERSITY	802.0091	754	16,548.52
453276 Waterfowl Use and Carrying Capacity of Stock Ponds in the Oaks and Prairies and Rolling Plains of Texas TEXAS TECH UNIVERSITY	802.0093	733	84,205.18

Texas Parks and Wildlife Department (802)
Schedule 1B - Schedule of State Grant Pass-Throughs From/To State Agencies/Universities (Continued)
For the Year Ended August 31, 2017

Pass-through To	Grant ID	Agency Number	Amount
464408 Hill Country STEM Natural Resource Adventures TEXAS TECH UNIVERSITY	802.0095	733	7,762.49
468692 Guadalupe Benthics TEXAS STATE UNIVERSITY	802.0096	754	6,506.73
454264 Houston Toad Response to Ongoing Habitat Restoration in Bastrop State Park, Bastrop County, Texas TEXAS STATE UNIVERSITY	802.0097	754	5,924.54
454585 Effects of Resource Availability on Wildfire Recovery Rates and Emerging Vegetation Patterns in Bastrop State Park TEXAS A&M AGRILIFE RESEARCH	802.0098	556	32,437.76
461147 Native Aquatic Vegetation Restoration & Effects of Native Aquatic Vegetation Restoration on Fish and Wildlife Communities in Texas TEXAS A&M AGRILIFE RESEARCH	802.0099	556	28,764.77
465162 2015 Texas Licensed Angler Survey TEXAS A&M AGRILIFE RESEARCH	802.01	556	(378.25)
460487 Mussel Data Collection in the Middle Trinity River TEXAS A&M AGRILIFE RESEARCH	802.0101	556	27,909.07
483138 Monitoring Hydrologic Effects of Salt Cedar Control in the Upper Brazos River Basin, Texas UNIVERSITY OF TEXAS AT AUSTIN	802.0105	721	256,096.22
475613 Genomics Case Study of Texas White-tailed Deer (Odocoileus virginianus) Naturally affected with Chronic Wasting Disease TEXAS A&M AGRILIFE RESEARCH	802.0108	556	2,528.03
476296 Potential Influence of Exchanges between the Lower Guadalupe River and Oxbow Lakes on Food Web Dynamics TEXAS A&M AGRILIFE RESEARCH	802.0109	556	25,996.38
470635 Control of Giant Salvinia (Salvinia molesta) with an Endocide STEPHEN F AUSTIN STATE UNIVERSITY	802.011	755	332.82
469859 Pilot-scale Implementation of North American Bat Monitoring Program in Texas STEPHEN F AUSTIN STATE UNIVERSITY	802.0111	755	7,230.26
477037 Funding for the Migratory Game Bird Faculty Position TARLETON STATE UNIVERSITY	802.0113	713	174,083.64

Texas Parks and Wildlife Department (802)
Schedule 1B - Schedule of State Grant Pass-Throughs From/To State Agencies/Universities (Continued)
For the Year Ended August 31, 2017

Pass-through To	Grant ID	Agency Number	Amount
470262 Movement and Ecology of Mid-Continent White-fronted Geese TEXAS A&M UNIVERSITY-KINGSVILLE	802.0116	732	106,778.66
472736 Habitat Use of Sandhill Cranes Wintering Along the Texas Coast TEXAS A&M UNIVERSITY-KINGSVILLE	802.0117	732	50,380.27
479647 Restoring Habitat and Increasing Conservation Capacity for Monarch Butterflies on Public and Private Lands in Texas TEXAS A&M UNIVERSITY-KINGSVILLE	802.0118	732	19,149.25
476549 Community Structure, Habitat Use, and Connectivity of Reef Fishes on TPWD Artificial Reefs TEXAS A&M UNIVERSITY AT GALVESTON	802.0119	718	196,684.02
454434 Development and Evaluation of Prototype Feral Pig Toxicants SUL ROSS STATE UNIVERSITY	802.012	756	4,805.08
474362 South Texas Artificial Reef Research (STARR) Program: Fish Community Assessment and Reef Site Evaluations - Phase III TEXAS A&M UNIVERSITY - CORPUS CHRISTI	802.0122	760	269,531.05
474944 Rio Grande Valley Reefing Site Pre- and Post- Deployment Monitoring UNIVERSITY OF TEXAS RIO GRANDE VALLEY	802.0124	746	197,836.86
475342 Artificial Reef Biological Monitoring and Research Program FY 2016-2017 UNIVERSITY OF TEXAS RIO GRANDE VALLEY	802.0125	746	185,155.17
478596 Enhancing Habitat for Endangered Red-crown Parrots in Texas UNIVERSITY OF TEXAS RIO GRANDE VALLEY	802.0126	746	15,434.47
472472 Reestablish Growth of Quail Populations TEXAS A&M AGRILIFE EXTENSION SERVICE	802.0127	555	1,000,000.00
477778 Chronic Wasting Disease Outreach and Education TEXAS A&M AGRILIFE EXTENSION SERVICE	802.0128	555	13,989.40
482448 School for Outdoor Environmental Science Adventures TEXAS A&M AGRILIFE EXTENSION SERVICE	802.0129	555	42,004.44
484693 Assessing the Risk of Dreissenid Mussel Invasion in Texas based on Lake Physical Characteristics and Potential for Downstream Dispersal TEXAS TECH UNIVERSITY	802.013	733	9,679.00

Texas Parks and Wildlife Department (802)
Schedule 1B - Schedule of State Grant Pass-Throughs From/To State Agencies/Universities (Continued)
 For the Year Ended August 31, 2017

Pass-through To	Grant ID	Agency Number	Amount
474120 Floodplain Inundation Analysis of the Lower Guadalupe River Linking Hydrology and Floodplain-dependent Resources TEXAS STATE UNIVERSITY	802.0131	754	63,437.38
489833 Mad Island Wildlife Management Area Shoreline Protection Phase II GENERAL LAND OFFICE	802.0132	305	500,000.00
493087 Tarleton University Native Texas Milkweeds Monitoring TARLETON STATE UNIVERSITY	802.0133	713	4,723.58
485432 Ongoing Study of Zebra Mussel Population Dynamics UNIVERSITY OF TEXAS AT ARLINGTON	802.0134	714	31,203.83
480630 Landowner Attitudes Towards Bobwhite/Grassland Birds Conservation and Incentive Programs in Texas UNIVERSITY OF TEXAS AT EL PASO	802.0135	724	11,571.00
472512 Dickinson Bayou Wetland Restoration Project - Phase II GENERAL LAND OFFICE	802.0136	305	77,791.07
496333 Control of Giant Salvinia (Salvinia molesta) with an Endocide STEPHEN F AUSTIN STATE UNIVERSITY	802.0137	755	86,959.56
499614 Sheldon Lake State Park Prairie Wetlands Restoration Phase V TEXAS A&M AGRILIFE EXTENSION SERVICE	802.0138	555	38,823.18
485272 Genotyping of Red Drum Broodfish at Texas Parks and Wildlife Hatcheries TEXAS A&M UNIVERSITY - CORPUS CHRISTI	802.0139	760	10,056.25
481681 Nature Connections with the Wildflower Center UNIVERSITY OF TEXAS AT AUSTIN	802.014	721	3,275.42
492024 Optimization of Sodium Nitrite Based Oral Toxicants and Delivery Strategies for Controlling Feral Swine SUL ROSS STATE UNIVERSITY	802.0141	756	10,000.00
479999 Habitat Relationships of Grassland Birds in the Chihuahuan Desert SUL ROSS STATE UNIVERSITY	802.0142	756	31,347.41
495083 Johnstons Frankenia (Frankenia Johnstonii) Population Status: Year One in the Post-delisting Environment UNIVERSITY OF TEXAS RIO GRANDE VALLEY	802.0143	746	9,998.51
489812 Age and GSI data for Pleco population at Landa Lake TEXAS A&M AGRILIFE RESEARCH	802.0144	556	1,545.38

Texas Parks and Wildlife Department (802)
Schedule 1B - Schedule of State Grant Pass-Throughs From/To State Agencies/Universities (Concluded)
For the Year Ended August 31, 2017

Pass-through To	Grant ID	Agency Number	Amount
488575 Integrated Monitoring and Modeling Strategy TEXAS A&M AGRILIFE RESEARCH	802.0145	556	29,631.35
485738 Dispersal of zebra mussels downstream of an invaded reservoir and assessing the risk of dreissenid mussel invasion into lakes of Texas TEXAS STATE UNIVERSITY	802.0146	754	72,574.43
493341 Houston Toad Monitoring of Bastrop Slope Stabilization Construction Project TEXAS STATE UNIVERSITY	802.0147	754	66,837.21
462653 Lesser Prairie-Chicken Ecology in Conservation Reserve Program (CRP) Dominated Landscapes TEXAS TECH UNIVERSITY	802.0148	733	3,755.89
482362 Environmental DNA-based range delineation of invasive bigheaded carp in Texas TEXAS TECH UNIVERSITY	802.0149	733	31,150.96
494242 Southern Plains Pollinator Conservation Implementation Program: Texas and Oklahoma UNIVERSITY OF TEXAS AT AUSTIN	802.015	721	28,891.93
Total Pass-Through to Other Agencies (Exh. II):			\$ 3,900,318.30



Annual Report of Nonfinancial Data







Life's better outside.®

Commissioners

T. Dan Friedkin
Chairman
Houston

Ralph H. Duggins
Vice-Chairman
Fort Worth

Anna B. Galo
Laredo

Bill Jones
Austin

Jeanne W. Latimer
San Antonio

James H. Lee
Houston

S. Reed Morian
Houston

Dick Scott
Wimberley

Kelcy L. Warren
Dallas

Lee M. Bass
Chairman-Emeritus
Fort Worth

Carter P. Smith
Executive Director

November 20, 2017

The Honorable Greg Abbott, Governor
P.O. Box 12428
Austin, TX 78711

Ms. Lisa Collier, CPA, First Assistant State Auditor
State Auditor's Office
P.O. Box 12067
Austin, TX 78711-2067

Ms. Ursula Parks, Director
Legislative Budget Board
P.O. Box 12666
Austin, TX 78711-2666


Dear Governor Abbott, Ms. Collier and Ms. Parks:

We are pleased to submit the Texas Parks and Wildlife Department's *Annual Report of Nonfinancial Data* for the year ended August 31, 2017, in compliance with Texas Government Code Annotated, Section 2101.0115 and in accordance with the instructions for completing the Annual Report of Nonfinancial Data.

The accompanying report has not been audited and is considered to be independent of the agency's *Annual Financial Report*.

If you have questions, please contact Ms. Sylvette L. Ford at (512) 389-4719. Thank you.

Sincerely,



Michael J. Jensen
Chief Financial Officer



UNAUDITED

Texas Parks and Wildlife Department (802)
Schedule of Bonded Employees
For the fiscal year ended August 31, 2017

EMPLOYEE NAME	JOB TITLE	AMOUNT OF BOND	SURETY COMPANY
Texas Parks and Wildlife Department	Deputy Tax Assessor - Collector, County of Travis	\$ 100,000.00	Western Surety Company

Texas Parks and Wildlife Department (802)
Schedule of Space Occupied
 For the fiscal year ended August 31, 2017

Location	Address	Lessor	Lease No.
STATE OWNED			
Game Wardens - Region 8, District 4	Alice	-	-
Black Gap WMA	Alpine	-	-
Texas Freshwater Fisheries Center	Athens	-	-
Atlanta SP	Atlanta	-	-
Austin License and Registration	Austin	-	-
Austin Headquarters Complex	Austin	-	-
Austin HQ Fitness Center	Austin	-	-
Austin HQ Warehouse	Austin	-	-
Field Operations-Project 0182	Austin	-	-
McKinney Falls SP	Austin	-	-
Hill County SNA - Louise Merrick Unit	Bandera	-	-
Field Operations-Project - 0182	Bastrop	-	-
Bastrop SP	Bastrop	-	-
Park Operations - Regional Office	Bastrop	-	-
Central Coast Wetlands Eco System	Bay City	-	-
Colorado Bend SP	Bend	-	-
Big Spring SP	Big Spring	-	-
Blanco SP	Blanco	-	-
Bonham SP	Bonham	-	-
Kickapoo Cavern SP	Brackettville	-	-
Aquatic Habitat Enhancement	Brookeland	-	-
Lower Laguna Madre Ecosystem	Brownsville	-	-
Lake Brownwood SP	Brownwood	-	-
Wildlife - Regional Office	Brownwood	-	-
Inks Lake SP	Burnet	-	-
Law Enforcement Region 3	Burnet	-	-
Possam Kingdom SP	Caddo	-	-
Choke Canyon SP - Calliham Unit - 0386	Calliham	-	-
Game Wardens - Region 2, District 1	Canton	-	-
Palo Duro Canyon SP	Canyon	-	-
Cedar Hill SP	Cedar Hill	-	-
Fort Boggy SP	Centerville	-	-
Cleburne SP	Cleburne	-	-
Lake Colorado City SP	Colorado City	-	-
Game Wardens - Region 1, District 2	Colorado City	-	-
Seminole Canyon SHS	Comstock	-	-
Garner SP	Concan	-	-
Cooper Lake SP - Doctors Creek Unit	Cooper	-	-
CCA/CPL Marine Development Center	Corpus Christi	-	-
Game Wardens - Region 3, District 3	Corrigan	-	-
Chaparral WMA	Cotulla	-	-
Daingerfield SP	Daingerfield	-	-
Devils River SNA	Del Rio	-	-
Eisenhower SP	Denison	-	-
Coastal Fisheries - Director's Office	Dickinson	-	-
Wylar Aerial Tramway	El Paso	-	-
Dundee FH	Electra	-	-
Purtis Creek SP	Eustace	-	-
Fairfield Lake SP	Fairfield	-	-
Falcon SP	Falcon Heights	-	-
Park Operations - Regional Office	Fort Davis	-	-
Field Operations-Project	Fort Davis	-	-
Davis Mountains SP	Fort Davis	-	-
Indian Lodge	Fort Davis	-	-
Game Wardens - Region 1, District 4	Fort Stockton	-	-
Fort Worth Inland Fisheries Office	Fort Worth	-	-
Game Wardens - Region 2, District 2	Fort Worth	-	-
Law Enforcement - Regional Office	Fort Worth	-	-
Enchanted Rock SNA	Fredericksburg	-	-
Galveston Island SP	Galveston	-	-
Dinosaur Valley SP	Glen Rose	-	-
Game Wardens - Region 7, District 5	Glen Rose	-	-
Goliad SHP	Goliad	-	-
Palmetto SP	Gonzales	-	-
Wildlife Field Operations - District 7	Gonzales	-	-
Possam Kingdom FH	Graford	-	-
Mission Tejas SHP	Grapeland	-	-
Texas Game Warden Training Center	Hamilton	-	-
Sheldon SP	Houston	-	-
Huntsville SP	Huntsville	-	-

Texas Parks and Wildlife Department (802)
Schedule of Space Occupied
 For the fiscal year ended August 31, 2017

Type	Usable Square Feet	FTEs	Rental Per Month		2017 Actual Annual Cost
			Cost Per Square Foot	Cost Per Month	
-	432	-	\$	-	\$
-	29,218	-	\$	-	\$
-	67,120	-	\$	-	\$
-	7,379	-	\$	-	\$
-	42,944	-	\$	-	\$
-	140,672	-	\$	-	\$
-	1,274	-	\$	-	\$
-	2,240	-	\$	-	\$
-	192	-	\$	-	\$
-	23,625	-	\$	-	\$
-	50,082	-	\$	-	\$
-	200	-	\$	-	\$
-	58,631	-	\$	-	\$
-	5,520	-	\$	-	\$
-	8,723	-	\$	-	\$
-	4,217	-	\$	-	\$
-	7,113	-	\$	-	\$
-	5,601	-	\$	-	\$
-	16,520	-	\$	-	\$
-	15,314	-	\$	-	\$
-	64,154	-	\$	-	\$
-	5,640	-	\$	-	\$
-	36,139	-	\$	-	\$
-	6,775	-	\$	-	\$
-	31,236	-	\$	-	\$
-	1,089	-	\$	-	\$
-	13,977	-	\$	-	\$
-	47,585	-	\$	-	\$
-	777	-	\$	-	\$
-	34,138	-	\$	-	\$
-	43,557	-	\$	-	\$
-	1,110	-	\$	-	\$
-	12,881	-	\$	-	\$
-	10,190	-	\$	-	\$
-	576	-	\$	-	\$
-	10,988	-	\$	-	\$
-	47,519	-	\$	-	\$
-	6,016	-	\$	-	\$
-	23,200	-	\$	-	\$
-	1,040	-	\$	-	\$
-	7,741	-	\$	-	\$
-	10,894	-	\$	-	\$
-	12,810	-	\$	-	\$
-	21,898	-	\$	-	\$
-	15,003	-	\$	-	\$
-	3,555	-	\$	-	\$
-	8,046	-	\$	-	\$
-	5,637	-	\$	-	\$
-	14,973	-	\$	-	\$
-	16,568	-	\$	-	\$
-	2,704	-	\$	-	\$
-	96	-	\$	-	\$
-	13,372	-	\$	-	\$
-	33,435	-	\$	-	\$
-	90	-	\$	-	\$
-	10,479	-	\$	-	\$
-	2,490	-	\$	-	\$
-	180	-	\$	-	\$
-	11,479	-	\$	-	\$
-	19,333	-	\$	-	\$
-	15,460	-	\$	-	\$
-	576	-	\$	-	\$
-	22,891	-	\$	-	\$
-	3,786	-	\$	-	\$
-	2,280	-	\$	-	\$
-	19,617	-	\$	-	\$
-	10,230	-	\$	-	\$
-	57,336	-	\$	-	\$
-	16,154	-	\$	-	\$
-	8,187	-	\$	-	\$

Texas Parks and Wildlife Department (802)
Schedule of Space Occupied (Continued)
 For the fiscal year ended August 31, 2017

Location	Address	Lessor	Lease No.
STATE OWNED			
Game Wardens - Region 1, District 1	Iraan	-	-
Fort Richardson SHP	Jacksboro	-	-
Martin Dies Jr SP	Jasper	-	-
Wildlife District 6 Office - Jasper	Jasper	-	-
Pedernales Falls SP	Johnson City	-	-
South Llano River SP	Junction	-	-
Caddo Lake SP	Karnack	-	-
Northeast Texas Eco System	Karnack	-	-
Game Warden Region 5-District 5	Kerrville	-	-
Kerrville Wildlife Field Operations	Kerrville	-	-
Monument Hill/Kreische Brewery SHP	La Grange	-	-
Battleship Texas SHP	La Porte	-	-
San Jacinto Monument	La Porte	-	-
Sea Center Texas	Lake Jackson	-	-
Lake Casa Blanca SP	Laredo	-	-
Game Wardens - Region 5, District 3	Laredo	-	-
Lake Somerville SP - Nails Creek Unit	Ledbetter	-	-
Northeast Texas Eco System	Lindale	-	-
Wildlife Field Operations - District 6	Livingston	-	-
Lake Livingston SP	Livingston	-	-
Lockhart SP	Lockhart	-	-
Game Warden Region 6-District 2	Lubbock	-	-
Lubbock Regional Office	Lubbock	-	-
Lufkin Law Enforcement Office	Lufkin	-	-
Village Creek SP	Lumberton	-	-
Game Wardens - Region 1, District 4	Marathon	-	-
Mason Mountain WMA	Mason	-	-
Wildlife Field Operations - District 4	Mason	-	-
Lake Corpus Christi SP	Mathis	-	-
Meridian SP	Meridian	-	-
Fort Parker SP	Mexia	-	-
Game Wardens - Region 1, District 2	Midland	-	-
Lake Mineral Wells SP	Mineral Wells	-	-
Bentsen-Rio Grande Valley SP	Mission	-	-
Monahans Sandhills SP	Monahans	-	-
Mother Neff SP	Moody	-	-
HOH Fisheries Science Center	Mountain Home	-	-
Pineywoods Ecosystem Project	Nacogdoches	-	-
Brazos Bend SP	Needville	-	-
Resaca de la Palma SP	Olmito	-	-
Matador WMA	Paducah	-	-
Perry R. Bass Marine Fisheries	Palacios	-	-
Game Wardens - Region 3, District 1	Palestine	-	-
Ray Roberts Lake SP - Isle du Bois Unit	Pilot Point	-	-
Hill Country SNA - Louise Merrick Unit	Pipe Creek	-	-
Lake Bob Sandlin SP	Pittsburg	-	-
Mustang Island SP	Port Aransas	-	-
J D Murphree WMA	Port Arthur	-	-
Central Coast Wetlands Eco System Project	Port Lavaca	-	-
San Antonio Bay System	Port O'Connor	-	-
Powderhorn WMA	Port O'Connor	-	-
Inland Fisheries	Pottsboro	-	-
Big Bend Ranch SP	Presidio	-	-
Fort Leaton SHP	Presidio	-	-
Copper Breaks SP	Quanah	-	-
Caprock Canyons SP	Quitaque	-	-
Game Wardens - Region 5, District 4	Rio Grande	-	-
Game Wardens - Region 7, District 2	Rochelle	-	-
Goose Island SP	Rockport	-	-
Rockport Marine Lab	Rockport	-	-
Park Operations - Regional Office	Rockport	-	-
Interpretative Specialists - Regional -SP	Rockport	-	-
Rocksprings LEO	Rocksprings	-	-
Sea Rim SP	Sabine Pass	-	-
San Angelo Inland Fisheries	San Angelo	-	-
San Angelo LE Office Regional Office	San Angelo	-	-
Government Canyon SNA	San Antonio	-	-
Stephen F Austin SHP	San Felipe	-	-
A E Wood Fish Hatchery	San Marcos	-	-
Game Wardens - Region 6, District 3	Seymour	-	-

Texas Parks and Wildlife Department (802)
Schedule of Space Occupied (Continued)
 For the fiscal year ended August 31, 2017

Type	Usable Square Feet	FTEs	Rental Per Month		2017 Actual Annual Cost
			Cost Per Square Foot	Cost Per Month	
-	90	-	\$	\$	-
-	15,803	-	\$	\$	-
-	1,295	-	\$	\$	-
-	11,530	-	\$	\$	-
-	18,837	-	\$	\$	-
-	16,069	-	\$	\$	-
-	24,327	-	\$	\$	-
-	1,200	-	\$	\$	-
-	3,352	-	\$	\$	-
-	160	-	\$	\$	-
-	14,733	-	\$	\$	-
-	2,046	-	\$	\$	-
-	19,465	-	\$	\$	-
-	32,000	-	\$	\$	-
-	13,359	-	\$	\$	-
-	320	-	\$	\$	-
-	9,115	-	\$	\$	-
-	4,500	-	\$	\$	-
-	400	-	\$	\$	-
-	17,917	-	\$	\$	-
-	13,704	-	\$	\$	-
-	84	-	\$	\$	-
-	7,509	-	\$	\$	-
-	64	-	\$	\$	-
-	9,076	-	\$	\$	-
-	36	-	\$	\$	-
-	777	-	\$	\$	-
-	120	-	\$	\$	-
-	12,975	-	\$	\$	-
-	14,466	-	\$	\$	-
-	6,027	-	\$	\$	-
-	92	-	\$	\$	-
-	32,946	-	\$	\$	-
-	10,216	-	\$	\$	-
-	9,705	-	\$	\$	-
-	24,339	-	\$	\$	-
-	21,862	-	\$	\$	-
-	1,554	-	\$	\$	-
-	17,450	-	\$	\$	-
-	7,749	-	\$	\$	-
-	8,287	-	\$	\$	-
-	13,628	-	\$	\$	-
-	90	-	\$	\$	-
-	13,135	-	\$	\$	-
-	2,250	-	\$	\$	-
-	19,207	-	\$	\$	-
-	12,598	-	\$	\$	-
-	9,339	-	\$	\$	-
-	160	-	\$	\$	-
-	7,000	-	\$	\$	-
-	5,270	-	\$	\$	-
-	5,360	-	\$	\$	-
-	26,755	-	\$	\$	-
-	21,784	-	\$	\$	-
-	30,284	-	\$	\$	-
-	7,406	-	\$	\$	-
-	62	-	\$	\$	-
-	80	-	\$	\$	-
-	12,046	-	\$	\$	-
-	7,777	-	\$	\$	-
-	7,552	-	\$	\$	-
-	448	-	\$	\$	-
-	90	-	\$	\$	-
-	5,566	-	\$	\$	-
-	5,550	-	\$	\$	-
-	2,633	-	\$	\$	-
-	10,054	-	\$	\$	-
-	13,106	-	\$	\$	-
-	52,998	-	\$	\$	-
-	85	-	\$	\$	-

Texas Parks and Wildlife Department (802)
Schedule of Space Occupied (Continued)
For the fiscal year ended August 31, 2017

Location	Address	Lessor	Lease No.
STATE OWNED			
Inland Fisheries - District Office	Snook	-	-
Lake Somerville SP - Birch Creek Unit	Somerville	-	-
Guadalupe River SP	Spring Branch	-	-
Lyndon B Johnson SHP	Stonewall	-	-
Cooper Lake SP - South Sulphur Unit	Sulphur Springs	-	-
Cooper WMA	Sulphur Springs	-	-
Martin Creek Lake SP	Tatum	-	-
Law Enforcement - Regional Office, Region 7	Temple	-	-
Gus Engeling WMA	Tennessee Colony	-	-
Barton Warnock Center	Terlingua	-	-
James Daughtry WMA	Tilden	-	-
Balmorhea SP	Toyahvale	-	-
Abilene SP	Tuscola	-	-
Wildlife - Regional Office	Tyler	-	-
Parks Regional Office - Tyler	Tyler	-	-
The Nature Center (Tyler)	Tyler	-	-
Tyler Inland Fisheries Office	Tyler	-	-
Tyler SP	Tyler	-	-
Ray Roberts Lake SP - Johnson Branch Unit	Valley View	-	-
Lost Maples SNA	Vanderpool	-	-
Vega LEO	Vega	-	-
Waco Park Operations - Regional Office	Waco	-	-
Barrington Living History Farm	Washington	-	-
Washington on the Brazos SHP	Washington	-	-
Las Palomas WMA	Weslaco	-	-
Llano Grande SP	Weslaco	-	-
Lake Whitney SP	Whitney	-	-
Lake Arrowhead SP	Wichita Falls	-	-
Lake Tawakoni SP	Wills Point	-	-
STATE OWNED TOTALS			
FREE SPACE			
Adrian	PO Box 234	-	-
Austin	5805 North Lamar	-	-
Big Spring	3613 W Hwy 80	-	-
Boerne	140 City Park Rd	-	-
Botines	5805 North Lamar Boulevard	-	-
Bracketville	PO Box 348	-	-
Bryan	5805 North Lamar	-	-
Buchanan Dam	8347 W RR 1431	-	-
Canadian	1331 Lamar St. Ste. 650	-	-
Corpus Christi	6300 Ocean Drive	-	-
Corpus Christi	901 Leopard	-	-
Corpus Christi	901 Leopard	-	-
Dayton	1923 Sam Houston	-	-
Del Rio	PO Drawer F	-	-
Devils River	HC 01, Box 513	-	-
Eagle Pass	PO Box 907	-	-
El Paso	2 Civic Center Plaza	-	-
El Paso	2 Civic Center Plaza	-	-
El Paso	401 East Franklin Ste. 520	-	-
Elephant Mountain	109 S. Cockrell	-	-
Flynn	Draw 808	-	-
Fort Davis	109 N. State Street	-	-
Fort Stockton	103 W Callaghan	-	-
Fort Worth	800 East North Side Drive	-	-
Garland	Froste LN	-	-
Glidden	5805 North Lamar	-	-
Goat Creek	5805 North Lamar	-	-
Grapevine Lake	110 Fairway Drive	-	-
Greenville	2801 Stuart Street	-	-
Hempstead	25th Street	-	-
Hilltop	PO Box 36	-	-
Huntsville	PO Box 2027	-	-
Junction	FM 2169	-	-
Kerrville	1832 Sidney Baker St	-	-
King Mountain	3407 S Chadbourne	-	-
Lake Aquilla	285 CR 3602	-	-
Lake Ray Roberts	PO Box 17300	-	-

Texas Parks and Wildlife Department (802)
Schedule of Space Occupied (Continued)
 For the fiscal year ended August 31, 2017

Type	Usable Square Feet	FTEs	Rental Per Month		2017 Actual Annual Cost	
			Cost Per Square Foot	Cost Per Month		
-	777	-	\$	-	\$	-
-	15,609	-	\$	-	\$	-
-	30,164	-	\$	-	\$	-
-	34,856	-	\$	-	\$	-
-	8,895	-	\$	-	\$	-
-	80	-	\$	-	\$	-
-	12,106	-	\$	-	\$	-
-	80	-	\$	-	\$	-
-	7,840	-	\$	-	\$	-
-	25,109	-	\$	-	\$	-
-	1,530	-	\$	-	\$	-
-	21,648	-	\$	-	\$	-
-	13,523	-	\$	-	\$	-
-	1,356	-	\$	-	\$	-
-	960	-	\$	-	\$	-
-	22,238	-	\$	-	\$	-
-	240	-	\$	-	\$	-
-	13,517	-	\$	-	\$	-
-	14,929	-	\$	-	\$	-
-	15,476	-	\$	-	\$	-
-	92	-	\$	-	\$	-
-	7,875	-	\$	-	\$	-
-	4,753	-	\$	-	\$	-
-	49,176	-	\$	-	\$	-
-	21,062	-	\$	-	\$	-
-	1,554	-	\$	-	\$	-
-	17,213	-	\$	-	\$	-
-	12,018	-	\$	-	\$	-
-	4,466	-	\$	-	\$	-
STATE OWNED TOTALS	2,309,915	-	\$	-	\$	-

Radio Tower	*	-	\$	-	\$	-
Radio Tower	*	-	\$	-	\$	-
Radio Tower	*	-	\$	-	\$	-
Office	65	-	\$	-	\$	-
Radio Tower	*	-	\$	-	\$	-
Radio Tower	*	-	\$	-	\$	-
Radio Tower	9	-	\$	-	\$	-
Office	*	-	\$	-	\$	-
Radio Tower	*	-	\$	-	\$	-
Office	5381	-	\$	-	\$	-
Land	*	-	\$	-	\$	-
Radio Tower	*	-	\$	-	\$	-
Boat	6000	-	\$	-	\$	-
Radio Tower	*	-	\$	-	\$	-
Radio Tower	*	-	\$	-	\$	-
Radio Tower	*	-	\$	-	\$	-
Office	*	-	\$	-	\$	-
Office	*	-	\$	-	\$	-
Office	1628	-	\$	-	\$	-
Radio Tower	*	-	\$	-	\$	-
Radio Tower	*	-	\$	-	\$	-
Office	*	-	\$	-	\$	-
Office	427	-	\$	-	\$	-
Radio Tower	*	-	\$	-	\$	-
Radio Tower	*	-	\$	-	\$	-
Radio Tower	*	-	\$	-	\$	-
Radio Tower	*	-	\$	-	\$	-
Land	*	-	\$	-	\$	-
Office	100	-	\$	-	\$	-
Radio Tower	20	-	\$	-	\$	-
Radio Tower	*	-	\$	-	\$	-
Office	*	-	\$	-	\$	-
Radio Tower	*	-	\$	-	\$	-
Radio Tower	*	-	\$	-	\$	-
Radio Tower	*	-	\$	-	\$	-
Office	3670	-	\$	-	\$	-
Office	*	-	\$	-	\$	-

Texas Parks and Wildlife Department (802)
Schedule of Space Occupied (Continued)
 For the fiscal year ended August 31, 2017

Location	Address	Lessor	Lease No.
FREE SPACE			
Lake Ray Roberts	PO Box 17300	-	-
Lake Sam Rayburn	Country Road 218	-	-
Lake Tawakoni	10822 FM 2475	-	-
Lake Texoma	1645 South 101 East Ave	-	-
Lake Whitney	PO Box 17300	-	-
Lake Whitney	PO Box 17300	-	-
Lazbuddie	5805 North Lamar	-	-
Madisonville	300 W School St	-	-
Marshall	5805 North Lamar	-	-
Matagorda	4233 West Richey Road	-	-
Menard	3355 FM	-	-
Muenster	11799 W Hwy 82	-	-
Needville	PO Nox 527	-	-
New Braunfels	1297 Churchhill Drive	-	-
Palo Pinto	PO Box 279	-	-
Pampa	205 N Russell St	-	-
Pat Mayse Lake	1679 Farn Road	-	-
Purdon	1175 FM 667	-	-
Rio Grande City	Rio Grande	-	-
Rusk	580 W 6th	-	-
San Angelo	5805 South Lamar Blvd	-	-
San Antonio	10711 Burnett Rd Ste. 200	-	-
Sierra Diablo	109 S. Cockrell	-	-
Strawn	118 East Housley Ave.	-	-
Temple	3636 Tower Rd.	-	-
Texarkana	PO Box 17300	-	-
Tyler	Cherri St.	-	-
Van Horn	PO Box 927	-	-
Waco	1601 E. Crest Drive	-	-
FREE SPACE TOTALS			
LEASED			
Alpine	3201 N Hwy 118	Ronny Dodson Self Storage	458948
Anahuac	P O Box 811	Elizabeth Gibson	457836
Austin	14297 FM 2769	AE Steves Corp dba Riviera Marina	469015
Ballinger	2718 FM 382	C-M Construction	430571
Baytown	4500 N. Main	Rec Prod S Baytown Boat & RV Storage	425742
Beaumont	3385 Laurel #204	Beaumont Yacht Club	444047
Beaumont	3385 Laurel #204	Beaumont RV & Marina	501175
Benbrook	911 Winscott Plover Rd	City of Benbrook	125664
Bridge City	730 Jones St	Fabricating Solutions LLC	470849
Brownwood	300 Homer K Taylor Dr.	Texas State Technical College	221821
Buchanan Dam	P O Box 358	William McDonald Properties Storage	468323
Burkeville	2900 Manning St	Paw Paw's Self Storage	447462
Canyon Lake	PO Box 1944	Alicia Smith/Brad's Boat and RV Storage	499699
Canyon Lake	PO Box 1944	Carolyn Hunter/Brad's Boat & RV Storage	438517
Carthage	154 CR 1839	Panola County Freshwater District #1	151050
Cold Spring	3341 St Hwy 156	Jeff's Tall Stalls Storage	434483
College Station	17333 State Highway 6 South	Hubbard A&M Super Storage at Wellborn	432000
Conroe	15561 Marina Drive	CLJH Real Estate, L.P	468590
Corpus Christi	PO Box 10366	EIPRO LLC	450194
Corpus Christi/Flour Bluff	1214 Graham Rd	Calvin Self Properties	463500
Corpus Christi/Flour Bluff	502 Graham Rd	Boat Stop Storage	477425
Corsicana	1724 W 3rd Avenue	Julius Flores II	451312
Crockett	203 Valley Lane	Richard Curry dba The Space Place	438996
Del Rio/Lake Amistad	3902 Veterans Blvd	Anchor Boat Storages II	447332
Eagle Pass	1610 Barranca Dr	Francisco J. Jiminez	433745
Eastland	13601 Highway 6	Lewis Wayne Bailey Rentals	426965
El Campo	397 Alene	Jearl Lewing	420803
Ennis	1101 N Mckinney	BC's Storage	217694
Fayetteville	1013 Park Prairie Road	Jimmy J. Scheilack	438925
Flint	PO Box 3123	John D Bretzke	464143
Fort Worth	8460 Boat Club Rd	BCRSS Inc dba Boat Club Rd Storage	459012
Fort Worth	800 E North Side Dr.	Tarrant County Wate District	1124
Freeport	4515 Trammel St	Fruidentburg Capt. Mark's Bastrop Marina	456062
Galveston	715 Holiday Drive North	GYB Management Services LLC	453071
Garland/Rockwall George	5965 Marina Dr.	SWC Op Co dba Captain's Cove Marina	454971
West Georgetown	3608 Hwy 281 N	Hope Driskill dba 281 Mini Storage	442065
Graford	6211 Williams Dr.	David McDonald Self Storage	419240
	PO Box 47	Delbert Clutts dba Circle C Storage	471073

Texas Parks and Wildlife Department (802)
Schedule of Space Occupied (Continued)
 For the fiscal year ended August 31, 2017

Type	Usable Square Feet	FTEs	Rental Per Month		2017 Actual Annual Cost
			Cost Per Square Foot	Cost Per Month	
Land	5009400	-	\$ -	\$ -	\$ -
Radio Tower	*	-	\$ -	\$ -	\$ -
Radio Tower	*	-	\$ -	\$ -	\$ -
Land	1655000	-	\$ -	\$ -	\$ -
Radio Tower	*	-	\$ -	\$ -	\$ -
Land	33759000	-	\$ -	\$ -	\$ -
Radio Tower	*	-	\$ -	\$ -	\$ -
Office	120	-	\$ -	\$ -	\$ -
Radio Tower	9	-	\$ -	\$ -	\$ -
Radio Tower	*	-	\$ -	\$ -	\$ -
Land/Radio Tower	200	-	\$ -	\$ -	\$ -
Radio Tower	*	-	\$ -	\$ -	\$ -
Radio Tower	*	-	\$ -	\$ -	\$ -
Office	420	-	\$ -	\$ -	\$ -
Radio Tower	*	-	\$ -	\$ -	\$ -
Office	*	-	\$ -	\$ -	\$ -
Office	175	-	\$ -	\$ -	\$ -
Office	100	-	\$ -	\$ -	\$ -
Radio Tower	*	-	\$ -	\$ -	\$ -
Radio Tower	*	-	\$ -	\$ -	\$ -
Radio Tower	4	-	\$ -	\$ -	\$ -
Office	*	-	\$ -	\$ -	\$ -
Radio Tower	*	-	\$ -	\$ -	\$ -
Office	165	-	\$ -	\$ -	\$ -
Radio Tower/ Land	128	-	\$ -	\$ -	\$ -
Land	*	-	\$ -	\$ -	\$ -
Radio Tower	*	-	\$ -	\$ -	\$ -
Office	120	-	\$ -	\$ -	\$ -
Office	*	-	\$ -	\$ -	\$ -
FREE SPACE TOTALS	40,442,141	-	\$ -	\$ -	\$ -

Boat Storage	400	* \$	0.33 \$	130.00 \$	1,560.00 \$
Boat Storage	7,500	* \$	0.14 \$	1,050.00 \$	12,600.00 \$
Boat Storage	192	* \$	0.05 \$	10.00 \$	120.00 \$
Boat Storage	330	* \$	0.15 \$	50.00 \$	600.00 \$
Boat Storage	5,480	* \$	0.47 \$	2,581.36 \$	30,976.32 \$
Boat Storage	720	* \$	0.30 \$	217.60 \$	652.80 \$
Boat Storage	*	* \$	*	*	1,958.40 \$
Boat Storage	230	* \$	0.11 \$	25.00 \$	300.00 \$
Boat Storage	4,000	* \$	0.27 \$	1,073.00 \$	12,876.00 \$
Boat Storage	1,800	* \$	0.10 \$	180.00 \$	2,160.00 \$
Boat Storage	5,184	* \$	0.14 \$	720.00 \$	8,640.00 \$
Boat Storage	1,260	* \$	0.21 \$	270.00 \$	3,060.00 \$
Boat Storage	*	* \$	*	*	450.00 \$
Boat Storage	1,800	* \$	0.25 \$	450.00 \$	4,950.00 \$
Boat Storage	160	* \$	0.25 \$	40.00 \$	480.00 \$
Boat Storage	960	* \$	0.29 \$	280.00 \$	3,360.00 \$
Boat Storage	2,023	* \$	0.24 \$	485.00 \$	5,550.00 \$
Boat Storage	1,740	* \$	0.29 \$	510.00 \$	6,120.00 \$
Boat Storage	1,800	* \$	0.17 \$	300.00 \$	3,600.00 \$
Boat Storage	6,860	* \$	0.32 \$	2,162.00 \$	25,944.00 \$
Boat Storage	875	* \$	0.42 \$	370.00 \$	4,440.00 \$
Boat Storage	4,000	* \$	0.06 \$	250.00 \$	3,000.00 \$
Boat Storage	720	* \$	0.24 \$	170.00 \$	2,040.00 \$
Boat Storage	4,488	* \$	0.20 \$	900.00 \$	10,800.00 \$
Boat Storage	1,200	* \$	0.23 \$	275.00 \$	3,300.00 \$
Boat Storage	200	* \$	0.38 \$	75.00 \$	900.00 \$
Boat Storage	480	* \$	0.16 \$	75.00 \$	900.00 \$
Boat Storage	207	* \$	*	Annual Pymt \$	500.00 \$
Boat Storage	1,038	* \$	0.24 \$	250.00 \$	2,300.00 \$
Boat Storage	450	* \$	0.22 \$	100.00 \$	1,200.00 \$
Boat Storage	720	* \$	0.49 \$	350.00 \$	4,100.00 \$
Boat Storage	2,310	* \$	*	Annual Pymt \$	100.00 \$
Boat Storage	3,476	* \$	0.17 \$	595.00 \$	7,140.00 \$
Boat Storage	1,105	* \$	0.63 \$	700.00 \$	8,400.00 \$
Boat Storage	532	* \$	0.19 \$	100.00 \$	1,200.00 \$
Boat Storage	1,260	* \$	0.30 \$	375.00 \$	4,500.00 \$
Boat Storage	250	* \$	0.26 \$	65.00 \$	780.00 \$
Boat Storage	2,100	* \$	0.18 \$	375.00 \$	4,173.46 \$

Texas Parks and Wildlife Department (802)
Schedule of Space Occupied (Continued)
 For the fiscal year ended August 31, 2017

Location	Address	Lessor	Lease No.
LEASED			
Haskell	1 Ave D	Haskell County	428084
Hemphill	P O Box 251	Carl Bealls' Auto Sales/ C&C Storage	434197
Ingleside	P O Box 1028	Ingleside Dock and Fuel Company	220051
Jacksonville	300 E Tena St	Steve Berry dba Berry's Tin Shop	443427
Jacksonville	6018 Graemont Blvd	BZ Equities LLC	436024
Jefferson	4702 N Hwy 59	James Manning dba Roger's Enterprises	439576
Lake Averhoff	2901 N HWY 83	B K Guylor	457350
Lake Cypress Springs	1037 CR SE 4220	Franklin County Water District	430444
Lake Sam Rayburn Dam	CR Rd 32	Doris Bullock dba Circle E Boat Storage	438488
Lake Travis	16406 Stewart Rd	Sail & Ski Inc	500962
Lakehills	581 Harbour Way	Gloria Dorrrough dba Harbour RV Resort	439818
Laredo/Lake Casa Blanca SP	5201 Bob Bullock Loop	Webb County	410598
Livingston	4351 Hwy 190 West	CH Marine Inc.	433589
Lopeno	1513 Stop 15A	F & M Ramirez LTD	455247
Los Fresnos	41786 FM 510	Laguna Seca Properties	148969
Lufkin	7617 East State Hwy 103	Allen Loggins Jr	455530
Matagorda	P O Box 585	Hwy 60 Boat Storage	477763
Mathis	207 Stephens Loop	John Gilmouth J & R Sleepy Hollow Camp	492967
McAllen	5901 N 10th	SecurCare Move It	459161
Midland	500 S Midland Dr.	Norma Ortiz dba Aztec Storage Center	461743
Mount Pleasant	P O Box 650	Titus Co Freshwater Supply Dist. #1	422167
Nacogdoches	P O Box 633000	Sandra W Vanover	440379
Palacios	100 Marine Center Drive	Matagorda County Navigation Dist. 1	416982
Palacios	312 1/2 E Koontz	Palacios Dry Storage and Boat Storage	457772
Palacios	905 1st St	Bayfront RV Park and Boat Storage	440286
Palestine	4801 N. Loop 256	Lone Star Secure Storage-Burch	447420
Port Aransas	P O Box 872	Fairway Stalls (Richard Mark Grosse)	433683
Port Arthur	520 Pleasure Pier Blvd	Pleasure Island Commission	448060
Port Arthur	8989 HIGHWAY 69	Scotty's American Mini Storage	467706
Port Isabel	702 Champion Avenue	Port Isabel Park Center	445750
Port Lavaca	1728 W Main St	Howlett's Inc.	491178
Port Mansfield	1051 East Port Drive	Dorothy Ralston dba Boat Haven	485756
Powderly	68 County Road 35725	Donald Farmer	220034
Quitman	418 Village Drive	Goodwill Children's Mission	450789
Riviera	663 South 1546 FM	Steve Unterbrink	437982
Rockwall	1760 IH 30	Linda Lahood dba Rockwall Mini Storage	491974
Salado	9806 Union Grove Park Road	Union Grove Boat & RV Storage	442734
Sam Rayburn	11533 Hwy 124	Eric D Hunt dba All Seasons Storage	447471
San Angelo	6222 US Highway 67 S	Baker Enterprises	448102
San Angelo	5961 Knickerbocker Road	Bryan Barrows dba Red Bluff Storage	432292
San Antonio	14156 East Loop 1604 South	Ralph Jos Lighthouse Boat & RV Storage	441052
San Augustine	RR4 Box 2690	103 Boat Storage	433649
Sanford/Borger	Sanford Yake Rd & Hi Plains Rd	Karen Holland dba Lakeview Storage	203397
Sargent	12825 FM 457	Kyle Hodgins dba Bayside Boat Barns	488274
Seabrook	1900 Shipyard Drive	Seabrook Marina	455967
Seabrook	1900 Shipyard Drive	Seabrook Marina	435114
Seguin	12100 FM 725	Woehler Storage	441031
Silverton	RT 1 Box 14	MacKenzie Municipal Water Authority	431019
Somerville	5931 Hillside Ln	David Hughes dba Allsports Boat & RV	451542
Spur	HCR 2 Box 127	White River Marina	202854
Temple	4804 Lakesire Circle	Elmer Arldt	440685
Texas City	4028 Texas Avenue	James Terry dba Twin Cities Storage	457392
Trinity	9126 Brahms Lane	Mickey Culpepper Boat Storage	448510
Tyler	17672 Southpoint Rd	Bryan Bateman Properties	479384
Uvalde	1984 FM 1052	Janice Robertson	468041
Victoria	469 Schell Rd	Lorinda Beal dba American Boat and RV	472122
Willis	13556 Calvary Rd	Lochness Storage	435187
Wills Point/ Lake Tawakoni	11526 FM 751	Burton Marine Service Inc.	461825
Wylie	8318 E Parker Rd	AD Land Mgm Davis Boat & RV Storage	461669
Zapata	3rd and Lincoln St	F & M Ramirez LTD	455068
Bend	12777 HIGHWAY 87 N	Sabine River Authority	120600
Crockett	1991 SE Loop 304	Jane W. Harkins	426131
Floresville	27914 San Clemente	Rudolph (Rudy) Edward Schiefelbein IV	451751
Fort Stockton	P O Box 1989	Longfellow Ranch Partners	422935
Hebbronville	2391 NE Loop 410, Ste. 409	Mary C. Holbein	460076
Henderson	PO Box 1721	Glenn W Holladay Jr	219483
Monohans	PO Box 1079	Allen Lee Williams Trust	439278
Rockport	902 Navigation Circle	Aransas County Navigation	430664
Sierra Blanca	P O Box 187	Joe Tammen	410984

Texas Parks and Wildlife Department (802)
Schedule of Space Occupied (Continued)
 For the fiscal year ended August 31, 2017

Type	Usable Square Feet	FTEs	Rental Per Month		2017 Actual Annual Cost
			Cost Per Square Foot	Cost Per Month	
Boat Storage	896	* \$	0.06 \$	50.00 \$	600.00
Boat Storage	1,080	* \$	0.21 \$	225.00 \$	2,700.00
Boat Storage	2,880	* \$	0.42 \$	1,209.60 \$	14,515.20
Boat Storage	2,520	* \$	0.18 \$	450.00 \$	5,400.00
Boat Storage	2,500	* \$	0.26 \$	650.00 \$	7,800.00
Boat Storage	1,500	* \$	0.10 \$	150.00 \$	1,800.00
Boat Storage	875	* \$	0.13 \$	110.00 \$	1,300.00
Boat Storage	240	* \$	0.42 \$	100.00 \$	1,200.00
Boat Storage	1,080	* \$	0.28 \$	300.00 \$	3,600.00
Boat Storage	336	* \$	1.13 \$	380.00 \$	-
Boat Storage	1,800	* \$	0.28 \$	500.00 \$	6,000.00
Boat Storage	1,250	* \$	0.08 \$	100.00 \$	1,200.00
Boat Storage	1,200	* \$	0.29 \$	350.00 \$	4,200.00
Boat Storage	1,050	* \$	0.64 \$	672.56 \$	7,820.72
Boat Storage	7,357	* \$	0.30 \$	2,200.00 \$	26,400.00
Boat Storage	1,440	* \$	0.21 \$	300.00 \$	3,600.00
Boat Storage	2,400	* \$	0.12 \$	280.00 \$	3,360.00
Boat Storage	2,600	* \$	0.29 \$	750.00 \$	8,400.00
Boat Storage	1,000	* \$	0.30 \$	300.00 \$	3,600.00
Boat Storage	198	* \$	0.56 \$	110.00 \$	1,320.00
Boat Storage	1,600	* \$	0.14 \$	225.00 \$	2,700.00
Boat Storage	1,200	* \$	0.27 \$	325.00 \$	3,900.00
Boat Storage	5,040	* \$	0.11 \$	550.00 \$	6,600.00
Boat Storage	360	* \$	0.21 \$	75.00 \$	900.00
Boat Storage	875	* \$	0.07 \$	65.00 \$	780.00
Boat Storage	1,800	* \$	0.19 \$	345.00 \$	4,140.00
Boat Storage	768	* \$	0.31 \$	240.00 \$	2,880.00
Boat Storage	1,000	* \$	0.18 \$	175.00 \$	2,100.00
Boat Storage	2,520	* \$	0.21 \$	540.00 \$	5,360.00
Boat Storage	700	* \$	0.29 \$	200.00 \$	2,400.00
Boat Storage	3,600	* \$	0.28 \$	1,000.00 \$	11,750.00
Boat Storage	4,380	* \$	0.25 \$	1,110.00 \$	13,320.00
Boat Storage	250	* \$	0.26 \$	65.00 \$	780.00
Boat Storage	660	* \$	0.23 \$	150.00 \$	1,800.00
Boat Storage	3,200	* \$	0.44 \$	1,400.00 \$	16,800.00
Boat Storage	575	* \$	0.30 \$	172.00 \$	1,204.00
Boat Storage	720	* \$	0.38 \$	270.00 \$	3,240.00
Boat Storage	360	* \$	0.26 \$	95.00 \$	1,240.00
Boat Storage	300	* \$	0.27 \$	80.00 \$	960.00
Boat Storage	960	* \$	0.26 \$	250.00 \$	3,000.00
Boat Storage	3,240	* \$	0.16 \$	512.00 \$	6,144.00
Boat Storage	1,080	* \$	0.16 \$	170.00 \$	1,900.00
Boat Storage	200	* \$	0.30 \$	60.00 \$	720.00
Boat Storage	480	* \$	0.18 \$	85.00 \$	850.00
Boat Storage	3,360	* \$	0.28 \$	957.32 \$	11,487.84
Boat Storage	960	* \$	0.59 \$	569.50 \$	6,834.00
Boat Storage	1,170	* \$	0.26 \$	300.00 \$	3,600.00
Boat Storage	450	* \$	0.12 \$	55.00 \$	660.00
Boat Storage	720	* \$	0.11 \$	80.00 \$	960.00
Boat Storage	260	* \$	0.15 \$	40.00 \$	480.00
Boat Storage	840	* \$	0.19 \$	160.00 \$	1,920.00
Boat Storage	5,160	* \$	0.32 \$	1,650.00 \$	19,800.00
Boat Storage	1,512	* \$	0.28 \$	420.00 \$	5,040.00
Boat Storage	1,000	* \$	0.35 \$	350.00 \$	4,200.00
Boat Storage	1,080	* \$	0.88 \$	950.00 \$	11,400.00
Boat Storage	456	* \$	0.16 \$	75.00 \$	900.00
Boat Storage	1,080	* \$	0.23 \$	248.00 \$	2,976.00
Boat Storage	2,350	* \$	0.21 \$	500.00 \$	6,000.00
Boat Storage	1,080	* \$	0.58 \$	624.99 \$	6,589.95
Boat Storage	6,250	* \$	0.27 \$	1,675.00 \$	20,100.00
Land	*	*	*	Annual Pymt \$	1.00
Land	*	*	*	Annual Pymt \$	1,650.00
Land	*	*	*	Bi-Annual Pymt \$	6,000.00
Land	*	*	*	Annual Pymt \$	1,814.30
Land	*	*	*	Annual Pymt \$	1,200.00
Land	*	*	*	Annual Pymt \$	275.00
Land	*	*	*	Annual Pymt \$	800.00
Land	*	*	*	Annual Pymt \$	3,143.00
Land	*	*	*	Annual Pymt \$	1,800.00

Texas Parks and Wildlife Department (802)
Schedule of Space Occupied (Continued)
For the fiscal year ended August 31, 2017

Location	Address	Lessor	Lease No.
LEASED			
Weslaco	7555 E Windlawn Way	Ballard Family Trust (E. B. Ballard, Jr.)	409750
Weslaco	7555 E Windlawn Way	Ballard Family Trust (Gene B. Meadow)	409747
Abilene	281 N Willis	Boykin Investments	1128
Abilene	5325 N. 3rd	Scott Family Enterprises, LLC	436103
Alpine	109 S Cockrell	Johnson Feed & Western Wear	114283
Amarillo	203 W 8th St	TNT Properties Inc.	1131
Austin	1340 Airport Commerce Drive	Kansas City Life Insurance Company	463717
Bastrop	944 Hwy 71 E	Aimed Investments Co	183254
Beaumont	5655 Eastex Freeway	Synergy RPC LLC	435168
Brownsville	5460 Paredes Line Rd Ste. 201	2MJ Properties LTD	105784
Brownwood	301 Main St	Texas State Technical College	217197
Brownwood	114 Center Ave	Brownwood Enterprises LLC	197321
Buffalo	2706 W Commerce	Buffalo Partners, LTD	215569
Canyon	400 Hwy 60	Paul Blake Enterprises	43019
Canyon	301 23rd St	West Texas A & M University - Canyon	483738
College Station	12815 FM2154	Southwood West A General Partnership	196756
Corpus Christi	5541 Bear Lane	5541 Bear Lane LC	1021
Garland	614 St James Allee	Jonathan Jeremiah Enterprises	488076
Haltom City	5400 Airport Freeway	JaGee Properties Inc.	127587
Houston	10101 Southwest Freeway Ste.206	HSO Sterling Plaza	156775
Houston	350 N Sam Houston	Boxer Property Management Company	185835
La Grange	111 E Travis St	Fayette Savings Association	80363
La Marque	14037 Delaney Road	La Marque Outlet Development	116315
La Porte	117 East A Street	Harris County Treasurer	429969
Laredo	5119 Bob Bullock Loop	Webb County	404282
Lufkin	4100 S Meadford Dr. Ste. 204B	Old Texas Plaza, LLC	487758
Lufkin	1805 E Lufkin Ave	Tri Lufkin	1041
Marshall	3802 E End Blvd South	Pete McCarty	1043
Mathis	9892 FM 3377	Mathis Manufacturing Inc.	1048
Menard	104 E. San Saba	Whitson Communications	426343
Midland	4500 W Illinois	One Double Barrel LLC	479921
Mt. Pleasant	212 S Johnson	Strube Properties LLC	479734
Nacogdoches	506 Hayter St	USDA-Forest Service-SO for EXPSTA	81269
Palacios	2200 Harrison	Kana Rental Properties	185493
Port Arthur	601 Channel View	City of Port Arthur	497644
Rusk	580 W. 6th Street	Tosh Retirement Partnership LP	178441
San Antonio	2391 NE Loop 410, Ste. 409	Peloton Management SA	459250
San Marcos	300 S CM Allen Pkwy, Ste. 300B	300 CM Allen LLC	487819
Temple	3615 S General Bruce Dr.	RMSJ Investments LTD	161603
Tyler	2122 Old Henderson Hwy	Helon Clayton and Stephanie Clayton	1851
Tyler	3330 S Southwest Loop 323	Commerce Square Corporation	137805
Victoria	2805 N Navarro	County of Victoria	90114
Waco	8684 LaVillage Ave	Hoppenstein Properties Inc.	1123
Wichita Falls	4822 Kemp Boulevard, Ste. 130	WF Retails Investments	420421
Wichita Falls	409 Chester Ave.	Vernal L. Huffines	1125
Wimberley	950 FM 2325 Ste. A	Wallace Lawrence Management	478349
Alice	PO Box 7247	American Tower Corporation	491137
Andrews	P O Box 1823	Ben E Brewer	464521
Beaumont	P O Box 409250	Pinnacle Towers Inc.	480461
Big Lake	P O Box 100	Reagan County	476688
Burnet	220 S Pierce St	Burnet County	429865
Carrizo Springs	303 So 5th Street	Dimmit County	414535
Cedar Hill	P O Box 3728	Clark-Parkerville LP	451717
Clarendon	P O Box 948	Greenbelt Electric Coop	451344
Comanche	Hwy 36	Comanche County	431169
Cumby	P O Box 8294	Crossroads Communication	449367
El Dorado	1000 Louisiana Ste. 4300	Targa Midstream Services LP	203577
Electra	PO Box 50564	D&D Telecommunications Properties	449011
Fluvanna	5811 34th St	Southplains Communications	469799
Fritch	P O Box 9	Canadian River Municipal Water	74109
Goliad	P O Vox 7247	American Tower	456490
Goodlet	P O Box 1337	Central Communications/Chilton	454940
Gregory	PO Box 951439	Houston Pipe Line Company LP	440792
Hunt	P O Box 4735	Enterprise Texas Pipeline LLC	448447
Livingston	P O Box 1121	Sam Houston Electric	411817
Los Fresnos	P O Box 1808	Mobile Relays Partners	202982
New Braunfels	2000 Corporate Drive	Pinnacle Towers Inc.	459535
Paris	4801 Lamar Avenue	Airwaves Communications Inc.	454675

Texas Parks and Wildlife Department (802)
Schedule of Space Occupied (Continued)
 For the fiscal year ended August 31, 2017

Type	Usable Square Feet	FTEs	Rental Per Month		2017 Actual Annual Cost
			Cost Per Square Foot	Cost Per Month	
Land	*	*	*	Annual Pymt	\$ 1,500.00
Land	*	*	*	Annual Pymt	\$ 1,500.00
Office Space	1,141	6	\$ 0.64	\$ 727.58	\$ 8,730.96
Office Space	5,160	4	\$ 0.21	\$ 1,097.47	\$ 13,169.64
Office Space	6,050	11	\$ 0.33	\$ 2,000.00	\$ 19,879.20
Office Space	4,000	4	\$ 0.50	\$ 2,012.00	\$ 24,108.00
Office Space	40,304	24	\$ 1.23	\$ 49,737.69	\$ 596,852.28
Office Space	135	1	\$ 3.15	\$ 425.00	\$ 7,620.00
Office Space	2,625	6	\$ 1.33	\$ 3,484.36	\$ 41,812.32
Office Space	1,380	16	\$ 1.41	\$ 1,948.57	\$ 23,382.84
Office Space	2,265	4	\$ 0.63	\$ 1,415.63	\$ 16,987.56
Office Space	724	2	\$ 1.20	\$ 868.80	\$ 11,137.88
Office Space	441	3	\$ 1.15	\$ 506.52	\$ 6,027.66
Office Space	4,080	2	\$ 0.34	\$ 1,402.53	\$ 16,830.36
Office Space	1,041	3	\$ 0.61	\$ 635.01	\$ 7,620.12
Office Space	2,090	8	\$ 1.20	\$ 2,508.00	\$ 30,096.00
Office Space	4,859	17	\$ 0.67	\$ 3,269.87	\$ 39,238.44
Office Space	3,839	10	\$ 1.19	\$ 4,556.42	\$ 54,677.04
Office Space	6,710	12	\$ 0.83	\$ 5,600.00	\$ 67,200.00
Office Space	1,808	12	\$ 1.54	\$ 2,787.33	\$ 33,410.30
Office Space	2,970	6	\$ 1.04	\$ 3,095.31	\$ 37,143.72
Office Space	381	4	\$ 2.48	\$ 945.46	\$ 11,345.52
Office Space	1,892	14	\$ 1.46	\$ 2,764.69	\$ 33,252.60
Office Space	709	7	\$ 0.14	\$ 100.00	\$ 1,200.00
Office Space	3,281	7	\$ 0.81	\$ 2,657.61	\$ 31,891.32
Office Space	1,980	7	\$ 1.21	\$ 2,400.75	\$ 28,033.68
Office Space	12,555	2	\$ 0.04	\$ 500.00	\$ 6,000.00
Office Space	2,610	4	\$ 0.31	\$ 816.32	\$ 9,795.84
Office Space	4,350	4	\$ 0.24	\$ 1,061.34	\$ 12,736.08
Office Space	154	1	\$ 1.96	\$ 302.55	\$ 3,630.60
Office Space	1,326	2	\$ 0.90	\$ 1,198.93	\$ 14,387.16
Office Space	3,920	5	\$ 0.52	\$ 2,044.00	\$ 24,528.00
Office Space	118	1	*	Annual Pymt	\$ 1,699.20
Office Space	4,300	7	\$ 0.29	\$ 1,244.00	\$ 14,928.00
Office Space	2,330	7	\$ 0.39	\$ 900.00	\$ 10,800.00
Office Space	4,552	1	\$ 0.34	\$ 1,557.28	\$ 18,687.36
Office Space	4,105	11	\$ 1.28	\$ 5,242.35	\$ 62,751.72
Office Space	1,356	*	\$ 1.02	\$ 1,382.89	\$ 15,211.79
Office Space	8,726	12	\$ 0.46	\$ 4,028.00	\$ 48,112.00
Office Space	2,430	4	\$ 0.14	\$ 344.35	\$ 4,132.20
Office Space	1,675	8	\$ 0.67	\$ 1,116.66	\$ 13,399.92
Office Space	2,500	12	\$ 1.21	\$ 3,025.00	\$ 35,100.00
Office Space	3,000	4	\$ 0.34	\$ 1,034.56	\$ 12,414.72
Office Space	2,179	4	\$ 1.00	\$ 2,179.00	\$ 26,148.00
Office Space	3,972	4	\$ 0.30	\$ 1,208.40	\$ 14,433.60
Office Space	235	1	\$ 0.69	\$ 163.03	\$ 1,951.84
Radio Tower	20	*	\$ 30.93	\$ 618.67	\$ 7,281.30
Radio Tower	6	*	\$ 33.33	\$ 200.00	\$ 2,400.00
Radio Tower	6	*	\$ 95.24	\$ 571.42	\$ 6,857.04
Radio Tower	6	*	\$ 12.50	\$ 75.00	\$ 900.00
Radio Tower	*	*	*	Annual Pymt	\$ 200.00
Radio Tower	16	*	\$ 7.00	\$ 112.00	\$ 1,344.00
Radio Tower	16	*	\$ 37.50	\$ 600.00	\$ 7,200.00
Radio Tower	*	*	*	\$ 125.00	\$ 1,500.00
Radio Tower	6	*	\$ 19.17	\$ 230.00	\$ 1,380.00
Radio Tower	3	*	\$ 66.67	\$ 200.00	\$ 2,400.00
Radio Tower	6	*	\$ 4.17	\$ 25.00	\$ 300.00
Radio Tower	9	*	\$ 36.17	\$ 325.50	\$ 3,906.00
Radio Tower	6	*	\$ 41.67	\$ 250.00	\$ 3,000.00
Radio Tower	*	*	*	Annual Pymt	\$ 120.00
Radio Tower	4	*	\$ 297.65	\$ 1,190.60	\$ 13,976.76
Radio Tower	8	*	\$ 22.25	\$ 178.00	\$ 2,136.00
Radio Tower	*	*	*	\$ 314.85	\$ 3,778.20
Radio Tower	10	*	\$ 15.95	\$ 159.50	\$ 1,914.00
Radio Tower	100	*	\$ 1.00	\$ 100.00	\$ 1,200.00
Radio Tower	20	*	\$ 25.34	\$ 506.70	\$ 6,080.40
Radio Tower	*	*	*	\$ 576.89	\$ 6,855.44
Radio Tower	10	*	\$ 37.80	\$ 378.00	\$ 4,536.00

Texas Parks and Wildlife Department (802)
Schedule of Space Occupied (Continued)
 For the fiscal year ended August 31, 2017

Location	Address	Lessor	Lease No.
LEASED			
Pearsall	202 Kelly Drive	Husky Tower Co	420502
Purley	P O Box 990	East Texas Broadcasting Inc.	449382
Riviera	420 East County Rd. 2335	Riviera Cellular & Telecommunication	456252
Rock Springs	P O Box 193	Edwards County	176980
Sonora	P O Box 1808	Sutton County	440776
Spearman	P O Box 951152	Exxon Company USA	400277
Stamford	P O Box 1147	Big Country Electric Coop	429256
Sweetwater	100 E 3rd St	Nolan County	54519
Tarpley	5289 Kyle Ranch Rd	Johnny Becker LLC	457335
Brownwood	303 Water St	Edwin Watson dba AAA Storage	435372
Canyon	1205 23rd Street Ste. 7E	Dennie Shaw dba Rockin R Self Storage	480249
College Station	1555 Arrington Rd	SMSC dba Arrington Rd Self Storage	426769
College Station	1555 Arrington Rd	SMSC dba Arrington Rd Self Storage	500694
Corpus Christi	8041 S. Padre Island Dr	Kocian Enterprises dba Access Storage	472451
Mount Pleasant	275 CR 3207	Paul Wilson Mini Storage of Mt Pleasant	476184
Oakwood/Bufalo	10226 Hwy 79 East	A & W Mini Storage/Ann Hibbard	460816
Pleasanton	1222 W. Oaklawn Road	BP3 dba Affordable Storage Estelle West	461002
San Angelo	6182 Brodnax	R.E.H Properties	478995
San Marcos	1006 E Hwy 80	Tom Thumb Storage	467929
Van Horn	300 Cedar Street	Susan Britton Van Horn Public Storage	430704

Note: Texas Parks and Wildlife is striving to comply with Texas Government Code, Title 10, Subtitle D, Chapter 2165, Subchapter A, Section 2165.104, relating to achieving an overall space use efficiency of 135 square feet per employee per office location.

The following items are excluded from usable space: boat storage, radio towers, warehouse space, laboratory space, storage space greater than 1,000 square feet, and client waiting areas. Most park facilities have fewer than 1,000 square feet.

Texas Parks and Wildlife Department (802)
Schedule of Space Occupied (Concluded)
 For the fiscal year ended August 31, 2017

Type	Usable Square Feet	FTEs	Rental Per Month		2017 Actual Annual Cost
			Cost Per Square Foot	Cost Per Month	
Radio Tower	6	*	\$ 94.42	\$ 566.50	\$ 6,682.50
Radio Tower	20	*	\$ 9.25	\$ 185.00	\$ 2,220.00
Radio Tower	4	*	\$ 87.60	\$ 350.41	\$ 4,204.92
Radio Tower	6	*	\$ 8.33	\$ 50.00	\$ 600.00
Radio Tower	16	*	\$ 4.69	\$ 75.00	\$ 900.00
Radio Tower	*	*	*	Annual Pymt	\$ 50.00
Radio Tower	6	*	\$ 8.33	\$ 50.00	\$ 600.00
Radio Tower	*	*	*	\$ 35.00	\$ 420.00
Radio Tower	6	*	\$ 33.33	\$ 200.00	\$ 2,400.00
Storage Space	200	*	\$ 0.23	\$ 45.00	\$ 540.00
Storage Space	500	*	*	Annual Pymt	\$ 2,310.00
Storage Space	100	*	\$ 0.70	Annual Pymt	\$ 840.00
Storage Space	*	*	*	*	\$ -
Storage Space	200	*	\$ 0.60	\$ 120.00	\$ 1,440.00
Storage Space	400	*	\$ 0.26	\$ 105.00	\$ 1,260.00
Storage Space	100	*	\$ 0.40	\$ 40.00	\$ 480.00
Storage Space	50	*	\$ 1.00	\$ 50.00	\$ 350.00
Storage Space	200	*	\$ 0.25	\$ 50.00	\$ 600.00
Storage Space	200	*	*	Annual Pymt	\$ 1,080.00
Storage Space	200	*	*	Annual Pymt	\$ 840.00
LEASED TOTALS	334,371	284	\$ 1,096.52	\$ 176,514.23	\$ 2,134,275.02
LEASED AND STATE OWNED TOTALS	2,644,286	284	\$ 1,096.52	\$ 176,514.23	\$ 2,134,275.02

Texas Parks and Wildlife Department (802)
Schedule of Professional/Consulting Fees and Legal Service Fees
For the fiscal year ended August 31, 2017

NAME	TYPE OF SERVICES RENDERED	AMOUNT
PROFESSIONAL/CONSULTING FEES		
22ND CENTURY STAFFING, INC.	INFORMATION TECHNOLOGY SERVICES	\$ 67,620.80
360 TRAINING.COM, INC.	EDUCATIONAL/TRAINING SERVICES	1,889.50
911 TARGET AND MEDICAL CONCEPTS, P.L.L.C.	EDUCATIONAL/TRAINING SERVICES	1,600.00
A FITZGERALD COMPANY, INC.	OTHER PROFESSIONAL SERVICES	552.50
ABEL GONZALES PARDO	EDUCATIONAL/TRAINING SERVICES	265.85
ABIGAIL BROOKSHEAR	OTHER PROFESSIONAL SERVICES	112.50
ACADIAN AMBULANCE SERVICE, INC.	OTHER PROFESSIONAL SERVICES	166.95
ADKINS VETERINARY SERVICE	VETERINARY SERVICES	1,842.50
AEGEAN, L.L.C.	EDUCATIONAL/TRAINING SERVICES	590.00
AGUIRRE CORPORATION	OTHER PROFESSIONAL SERVICES	29,961.36
ALICE DENDINGER ALLIANCE GROUP	EDUCATIONAL/TRAINING SERVICES	4,057.00
ALL AMERICAN LIST CORPORATION	OTHER PROFESSIONAL SERVICES	66.02
ALL PRO AQUATIC & WEED CONTROL	OTHER PROFESSIONAL SERVICES	116,650.00
ALPHA OUTDOOR SOLUTIONS, L.L.C.	EDUCATIONAL/TRAINING SERVICES	500.00
ALTAS PALMAS ANIMAL CLINIC, INC.	VETERINARY SERVICES	875.00
ALTON W. MORRIS JR	OTHER PROFESSIONAL SERVICES	6,602.63
ALVARADO VETERINARY CLINIC	VETERINARY SERVICES	423.30
AMANDA HUGHES HORAN	OTHER PROFESSIONAL SERVICES	1,050.00
AMANZI PARTY RENTALS, L.L.C.	EDUCATIONAL/TRAINING SERVICES	2,175.00
AMERICAN ASSOCIATION FOR STATE & LOCAL HISTORY	EDUCATIONAL/TRAINING SERVICES	40.00
AMERICAN RED CROSS GREATER HOUSTON AREA	EDUCATIONAL/TRAINING SERVICES	270.00
ANCHOR COMPUTER, INC.	DATA PROCESSING SERVICES	446.88
ANCHOR CONTRACTING, L.L.C.	OTHER PROFESSIONAL SERVICES	4,950.00
ANDY PRUDE WELL SERVICE, INC.	OTHER PROFESSIONAL SERVICES	1,100.00
ANIMAL GENETICS	CONSULTANT SERVICES/OTHER	1,102.50
ARLINGTON SCUBA CENTER, INC.	EDUCATIONAL/TRAINING SERVICES	79.00
ARROWHEAD WELL SERVICE AND CONSTRUCTION LLC	OTHER PROFESSIONAL SERVICES	400.00
ARTHUR J GALLAGHER RISK MANAGEMENT SERVICES, INC.	OTHER PROFESSIONAL SERVICES	11,570.00
ATKINS NORTH AMERICA, INC.	ARCHITECTURAL/ENGINEERING SERVICES	186,117.63
ATKINSON FAMILY CORPORATION D/B/A GLENWOOD BLIND AND AWNING	OTHER PROFESSIONAL SERVICES	1,570.00
ATX PRECISION & CARBINE, L.L.C.	EDUCATIONAL/TRAINING SERVICES	2,025.00
AUSTIN ACADEMY OF AVIATION	EDUCATIONAL/TRAINING SERVICES	150.00
AUSTIN IMAGERY, L.L.C.	EDUCATIONAL/TRAINING SERVICES	4,950.00
AUSTIN SPECIALTY ADVERTISING, INC.	OTHER PROFESSIONAL SERVICES	224.00
AUTO UPFITTERS, INC. D/B/A TEXAS TRUCK & TRAILER	OTHER PROFESSIONAL SERVICES	100.00
BALANCE STUDIOS, INC.	INFORMATION TECHNOLOGY SERVICES	1,450.00
BALLINGER MEMORIAL HOSPITAL DISTRICT	MEDICAL SERVICES	20.00
BANDERA COUNTY	MEDICAL SERVICES	250.00
BART BRZOZOWSKI	OTHER PROFESSIONAL SERVICES	350.00
BASECAMP, L.L.C.	OTHER PROFESSIONAL SERVICES	149.00
BASTROP CHAMBER OF COMMERCE	EDUCATIONAL/TRAINING SERVICES	500.00
BEARD VETERINARY CLINIC P.C.	VETERINARY SERVICES	1,683.44
BENJAMIN L. KOLLODZIEJ	MEDICAL SERVICES	25.00
BENNETT BENNER PARTNERS, INC.	ARCHITECTURAL/ENGINEERING SERVICES	909,816.50
BENNETT BENNER PARTNERS, INC.	OTHER PROFESSIONAL SERVICES	34,666.39
BEVERLY A CHIODO	EDUCATIONAL/TRAINING SERVICES	1,712.35
BLAISE A. KORZEKWA	MEDICAL SERVICES	25.00
BOSQUE COUNTY	OTHER PROFESSIONAL SERVICES	20.00
BRAD W. PIERCE D/B/A FARM & RANCH EDUCATIONAL SERVICES	EDUCATIONAL/TRAINING SERVICES	50.00
BRAESWOOD OCCUPATIONAL MEDICAL CLINIC	MEDICAL SERVICES	14,091.00
BRANDON R. ROSE	MEDICAL SERVICES	100.00
BRENDA GAYLE WEISER	EDUCATIONAL/TRAINING SERVICES	300.00
BROWN & GAY ENGINEERS, INC.	ARCHITECTURAL/ENGINEERING SERVICES	280,137.90
BRYAN C. REED	MEDICAL SERVICES	120.00
CALIBRE PRESS, L.L.C.	EDUCATIONAL/TRAINING SERVICES	149.00
CANTON VETERINARY CLINIC, INC.	VETERINARY SERVICES	313.22
CAPITAL AREA COUNCIL OF GOVERNMENTS	EDUCATIONAL/TRAINING SERVICES	450.00
CAPITAL AREA OCCUPATIONAL MEDICINE, P.L.L.C.	MEDICAL SERVICES	5,606.50
CARTER DESIGN ASSOCIATES, INC.	ARCHITECTURAL/ENGINEERING SERVICES	44,002.42
CBGINNOVIS, INC.	OTHER PROFESSIONAL SERVICES	35.50
CENTRAL FLYWAY COUNCIL, INC.	OTHER PROFESSIONAL SERVICES	63,733.00
CESSAC APPRAISAL SERVICES, L.L.C.	OTHER PROFESSIONAL SERVICES	450.00
CHAD SONNIER	OTHER PROFESSIONAL SERVICES	64.00
CHAD SONNIER D/B/A CHAD'S AUTOMOTIVE, INC.	OTHER PROFESSIONAL SERVICES	86.00
CHANDRA TECHNOLOGIES, INC.	INFORMATION TECHNOLOGY SERVICES	9,309.83
CHARLES SHIPLET D/B/A SHIPLET PLUMBING	OTHER PROFESSIONAL SERVICES	976.34
CHRIS'S MARINE	OTHER PROFESSIONAL SERVICES	683.78
CHRISTOPHER R. DIETER	EDUCATIONAL/TRAINING SERVICES	2,158.00
CITY OF BAYTOWN	EDUCATIONAL/TRAINING SERVICES	6,421.00
CITY OF CORPUS CHRISTI	OTHER PROFESSIONAL SERVICES	25.00
CITY OF SAN ANTONIO	MEDICAL SERVICES	100.00
CITY OF STRAWN	ARCHITECTURAL/ENGINEERING SERVICES	25,000.00
CLASSEN-BUCK SEMINARS, INC.	EDUCATIONAL/TRAINING SERVICES	529.00
CLEVERBRIDGE AG	OTHER PROFESSIONAL SERVICES	700.00
COBB FENDLEY & ASSOCIATES	OTHER PROFESSIONAL SERVICES	58,562.50
COGENT DATA SOLUTIONS, L.L.C.	INFORMATION TECHNOLOGY SERVICES	45,969.00

Texas Parks and Wildlife Department (802)
Schedule of Professional/Consulting Fees and Legal Service Fees (Continued)
For the fiscal year ended August 31, 2017

NAME	TYPE OF SERVICES RENDERED	AMOUNT
PROFESSIONAL/CONSULTING FEES		
COLLIN COUNTY COMMUNITY COLLEGE DISTRICT	EDUCATIONAL/TRAINING SERVICES	60.00
COMPTROLLER OF PUBLIC ACCOUNTS	OTHER PROFESSIONAL SERVICES	12,698.40
COOPER CONSULTING COMPANY	INFORMATION TECHNOLOGY SERVICES	24,722.14
CORE OCCUPATIONAL MEDICINE	MEDICAL SERVICES	152.00
CP&Y, INC.	ARCHITECTURAL/ENGINEERING SERVICES	70,344.40
CP&Y, INC.	OTHER PROFESSIONAL SERVICES	63,094.79
CROCKETT VETERINARY HOSPITAL, INC.	VETERINARY SERVICES	677.23
CTN EDUCATIONAL SERVICES, INC.	EDUCATIONAL/TRAINING SERVICES	575.00
DANIEL J FRITZ	VETERINARY SERVICES	507.89
DAVID C. MATLOCK	OTHER PROFESSIONAL SERVICES	272.49
DAVID R. RIOS, JR.	MEDICAL SERVICES	25.00
DAVID SCOTT MCINTOSH	OTHER PROFESSIONAL SERVICES	1,055.80
DEAN D. MARQUARDT	MEDICAL SERVICES	25.00
DEFENSIVE DRIVER ONLINE, LTD.	EDUCATIONAL/TRAINING SERVICES	105.00
DEL RIO VETERINARY DIAGNOSTIC HOSPITAL, P.L.L.C.	VETERINARY SERVICES	2,507.37
DEPARTMENT OF INFORMATION RESOURCES	COMPUTER SERVICES	5,780,027.62
DICK CLARK ARCHITECTURE GP, L.L.C.	OTHER PROFESSIONAL SERVICES	4,266.68
DMA CONSULTING INCORPORATED	OTHER PROFESSIONAL SERVICES	1,650.00
DONALD RAY ALLEN	VETERINARY SERVICES	2,147.80
DRAPER'S SUPER BEE APIARIES, INC.	EDUCATIONAL/TRAINING SERVICES	247.92
DREW M. PATTERSON	ARCHITECTURAL/ENGINEERING SERVICES	5,000.00
DUANE NEFFENDORF	OTHER PROFESSIONAL SERVICES	1,685.00
DUSTIN MILLER	EDUCATIONAL/TRAINING SERVICES	300.00
E-CONSULTING, INC.	INFORMATION TECHNOLOGY SERVICES	44,677.71
EDUCATION FOR ONSITE WASTEWATER ASSOCIATION	EDUCATIONAL/TRAINING SERVICES	100.00
ELISHEA GAY SMITH	OTHER PROFESSIONAL SERVICES	90.00
ENERGY ENGINEERING	ARCHITECTURAL/ENGINEERING SERVICES	44,907.34
ENFOLD SYSTEMS, INC.	INFORMATION TECHNOLOGY SERVICES	17,500.00
ENPROTEC / HIBBS & TODD, INC.	ARCHITECTURAL/ENGINEERING SERVICES	5,702.30
ENPROTEC / HIBBS & TODD, INC.	OTHER PROFESSIONAL SERVICES	14,646.40
ENVIRONMENTAL SYSTEMS RESEARCH INSTITUTE, INC.	DATA PROCESSING SERVICES	13,400.00
EXECUTIVE WOMEN IN TEXAS GOVERNMENT	EDUCATIONAL/TRAINING SERVICES	368.00
FACT HOMES, INC.	EDUCATIONAL/TRAINING SERVICES	25.00
FBI- LEEDA	EDUCATIONAL/TRAINING SERVICES	1,300.00
FBI NATIONAL ACADEMY ASSOCIATION OF TEXAS	EDUCATIONAL/TRAINING SERVICES	600.00
FLASHBACK DATA, L.L.C.	DATA PROCESSING SERVICES	1,870.00
FORD POWELL AND CARSON ARCHITECTS AND PLANNERS, INC.	ARCHITECTURAL/ENGINEERING SERVICES	17,646.38
GARNER ENVIRONMENTAL SERVICES, INC.	EDUCATIONAL/TRAINING SERVICES	1,144.25
GEOSPATIAL EXPERTS	OTHER PROFESSIONAL SERVICES	1,206.00
GILLESPIE VETERINARY CENTER	VETERINARY SERVICES	265.00
GLOCK PROFESSIONAL, INC.	EDUCATIONAL/TRAINING SERVICES	350.00
GRAEBER SIMMONS & COWAN, INC.	ARCHITECTURAL/ENGINEERING SERVICES	168,343.67
GRIFFITH & BRUNDRETT SURVEYING & ENGINEERING, INC.	OTHER PROFESSIONAL SERVICES	1,200.00
GULFSTREAM MEDIA, L.L.C.	EDUCATIONAL/TRAINING SERVICES	149.00
HALFF ASSOCIATES, INC.	ARCHITECTURAL/ENGINEERING SERVICES	84,995.32
HALFF ASSOCIATES, INC.	OTHER PROFESSIONAL SERVICES	29,566.87
HENDERSON COUNTY VETERINARY HOSPITAL, INC.	VETERINARY SERVICES	134.70
HMG & ASSOCIATES, INC.	ARCHITECTURAL/ENGINEERING SERVICES	2,690.00
HOMETOWN CRAFTS & GIFTS, INC.	OTHER PROFESSIONAL SERVICES	2,275.59
HUITT - ZOLLARS, INC.	ARCHITECTURAL/ENGINEERING SERVICES	52,461.33
INFOJINI, INC.	INFORMATION TECHNOLOGY SERVICES	175,288.75
INNOSOUL, INC.	INFORMATION TECHNOLOGY SERVICES	82,410.00
INNOVATION EVENT MANAGEMENT, L.P.	EDUCATIONAL/TRAINING SERVICES	400.00
ITI HOLDINGS, INC.	EDUCATIONAL/TRAINING SERVICES	192.36
ITZAYANA FONG	TEMPORARY EMPLOYMENT AGENCIES	1,610.28
J & J OILFIELD ELECTRIC COMPANY, INC.	OTHER PROFESSIONAL SERVICES	629.70
J S ELECTRIC, INC.	OTHER PROFESSIONAL SERVICES	2,441.50
JAMES J. JEFFRIES	OTHER PROFESSIONAL SERVICES	15,000.00
JANET HASTY	EDUCATIONAL/TRAINING SERVICES	490.00
JEFF WHITE	EDUCATIONAL/TRAINING SERVICES	140.00
JERRY F UNDERBRINK D.V.M., P.C. D/B/A ANIMAL MEDICAL CLINIC	VETERINARY SERVICES	699.67
JIMMIE L. CAUGHRON	EDUCATIONAL/TRAINING SERVICES	3,150.00
JOHN HINDMAN	EDUCATIONAL/TRAINING SERVICES	4,500.00
JOHN MORTON	VETERINARY SERVICES	374.90
JOHN SPANAGEL	OTHER PROFESSIONAL SERVICES	6,000.00
JOHN SWEARINGEN	EDUCATIONAL/TRAINING SERVICES	675.00
JONAH W. EVANS	MEDICAL SERVICES	1,194.00
JOSEPH PADILLA	EDUCATIONAL/TRAINING SERVICES	100.00
JOSHUA M FLACK	OTHER PROFESSIONAL SERVICES	12,420.00
J'S PROCESSING, L.L.C.	OTHER PROFESSIONAL SERVICES	2,300.00
JUSTIN'S STUMP GRINDING, L.L.C.	OTHER PROFESSIONAL SERVICES	1,500.00
K2 SERVICES, L.L.C.	OTHER PROFESSIONAL SERVICES	1,693.00
KATHRYN BRIGGS	VETERINARY SERVICES	44.00
KENNETH W. MAYBEN	EDUCATIONAL/TRAINING SERVICES	4,230.23
KIDFISH FOUNDATION, INC.	EDUCATIONAL/TRAINING SERVICES	4,000.00
KRAV MAGA, L.L.C.	EDUCATIONAL/TRAINING SERVICES	200.00

Texas Parks and Wildlife Department (802)
Schedule of Professional/Consulting Fees and Legal Service Fees (Continued)
For the fiscal year ended August 31, 2017

NAME	TYPE OF SERVICES RENDERED	AMOUNT
PROFESSIONAL/CONSULTING FEES		
KSA ENGINEERS, INC.	ARCHITECTURAL/ENGINEERING SERVICES	14,255.34
KSA ENGINEERS, INC.	OTHER PROFESSIONAL SERVICES	45,167.28
LANDTECH CONSULTANTS, INC.	OTHER PROFESSIONAL SERVICES	44,581.08
LIGHTFOOT AIR CONDITIONING AND REFRIGERATION, INC.	OTHER PROFESSIONAL SERVICES	342.60
LISA PUHALA	TEMPORARY EMPLOYMENT AGENCIES	514.50
LOCKWOOD ANDREWS & NEWNAM, INC.	ARCHITECTURAL/ENGINEERING SERVICES	212,040.08
LONE PEAK VETERINARY HOSPITAL	VETERINARY SERVICES	122.28
LONGHORN F & S, INC.	EDUCATIONAL/TRAINING SERVICES	490.00
LUCINDA SOHN	EDUCATIONAL/TRAINING SERVICES	254.66
MARGARET LEARY D.V.M., P.C.	VETERINARY SERVICES	695.61
MARIA FLORENTINA MEJIA	CONSULTANT SERVICES/OTHER	475.00
MARICELA RAMIREZ	EDUCATIONAL/TRAINING SERVICES	300.00
MARY M. DUNKS	MEDICAL SERVICES	145.00
MASON COUNTY	MEDICAL SERVICES	100.00
MATSONS LABORATORY LLC	VETERINARY SERVICES	868.40
MAX MCGRAW WILDLIFE FOUNDATION	EDUCATIONAL/TRAINING SERVICES	19,396.75
MCELROY METAL MILL, INC.	OTHER PROFESSIONAL SERVICES	10.00
MEDIC FIRST AID INTERNATIONAL, INC.	EDUCATIONAL/TRAINING SERVICES	242.96
MIKE LAMBERT	OTHER PROFESSIONAL SERVICES	700.00
MILLENNIUM MARINE, INC.	OTHER PROFESSIONAL SERVICES	200.00
MINDS ON EDUCATION, INC.	EDUCATIONAL/TRAINING SERVICES	881.50
MORRIS ELECTRIC SERVICE & SUPPLY, INC.	OTHER PROFESSIONAL SERVICES	874.73
MUSSHORN ENTERPRISES, INC.	CONSULTANT SERVICES/OTHER	112.50
MYERS AND STAUFFER, L.C.	DATA PROCESSING SERVICES	9,596.88
NATIONAL ASSOCIATION FOR INTERPRETATION	EDUCATIONAL/TRAINING SERVICES	380.00
NATIONAL ASSOCIATION OF STATE BOATING LAW	EDUCATIONAL/TRAINING SERVICES	15,000.00
NATIONAL ASSOCIATION OF STATE PROCUREMENT OFFICIALS	EDUCATIONAL/TRAINING SERVICES	200.00
NATIONAL INSTITUTE OF GOVERNMENTAL PURCHASING, INC.	EDUCATIONAL/TRAINING SERVICES	745.00
NATIONAL RECREATION AND PARK ASSOCIATION, INC.	EDUCATIONAL/TRAINING SERVICES	60.00
NEUBUS, INC.	DATA PROCESSING SERVICES	23,748.23
NEWPORT LABORATORIES	VETERINARY SERVICES	1,650.91
NF CONSULTING SERVICES	INFORMATION TECHNOLOGY SERVICES	155,457.50
NORTH CENTRAL TEXAS COUNCIL OF GOVERNMENTS	EDUCATIONAL/TRAINING SERVICES	240.00
NORTH TEXAS TOLLWAY AUTHORITY	OTHER PROFESSIONAL SERVICES	10.49
NVA AMARILLO VETERINARY MANAGEMENT, INC.	VETERINARY SERVICES	202.90
ONLINE PEST CONTROL COURSES, L.L.C.	EDUCATIONAL/TRAINING SERVICES	75.00
OPERATIONAL SUPPORT SERVICES, INC.	EDUCATIONAL/TRAINING SERVICES	174.50
OWEN M. BEST	MEDICAL SERVICES	45.00
PDG ARCHITECTS	ARCHITECTURAL/ENGINEERING SERVICES	8,975.91
PEDERNALES VETERINARY CENTER, L.L.C.	VETERINARY SERVICES	128.76
PETE LOPEZ	ARCHITECTURAL/ENGINEERING SERVICES	23,735.00
PLATINUM CONSTRUCTION AND FABRICATION, L.L.C.	OTHER PROFESSIONAL SERVICES	89,278.81
POLLOCK INVESTMENTS, INC.	OTHER PROFESSIONAL SERVICES	10.00
PRELUDE SYSTEMS, INC.	INFORMATION TECHNOLOGY SERVICES	31,678.92
PROFESSIONAL SERVICE INDUSTRIES, INC.	ARCHITECTURAL/ENGINEERING SERVICES	6,150.00
PROFILES INTERNATIONAL, INC.	EDUCATIONAL/TRAINING SERVICES	2,535.00
PROJECT MANAGEMENT INSTITUTE, INC.	EDUCATIONAL/TRAINING SERVICES	20.00
PRYOR LEARNING SOLUTIONS, INC.	EDUCATIONAL/TRAINING SERVICES	179.00
QUIMBY MCCOY PRESERVATION ARCHITECTURE, L.L.P.	ARCHITECTURAL/ENGINEERING SERVICES	69,289.76
RABA-KISTNER CONSULTANTS, INC.	ARCHITECTURAL/ENGINEERING SERVICES	3,960.36
RABA-KISTNER CONSULTANTS, INC.	OTHER PROFESSIONAL SERVICES	14,681.03
RALPH TIMS	EDUCATIONAL/TRAINING SERVICES	540.00
RANDALL J. STARK	EDUCATIONAL/TRAINING SERVICES	1,674.61
RAVEN ENVIRONMENTAL SERVICES, INC.	OTHER PROFESSIONAL SERVICES	125,207.15
REI CORPORATE & GROUP SALES	EDUCATIONAL/TRAINING SERVICES	1,245.00
REMINGTON ARMS COMPANY, L.L.C.	EDUCATIONAL/TRAINING SERVICES	450.00
ROBERT D. HANCOCK	MEDICAL SERVICES	125.00
RONALD D. HICKS	MEDICAL SERVICES	25.00
ROY AUGUST NEWBERRY, JR.	OTHER PROFESSIONAL SERVICES	700.00
SAN SABA ANIMAL HOSPITAL, P.L.L.C.	VETERINARY SERVICES	225.00
SANDRA JOHNSON	EDUCATIONAL/TRAINING SERVICES	300.00
SCHAUMBURG & POLK, INC.	ARCHITECTURAL/ENGINEERING SERVICES	61,050.04
SCHAUMBURG & POLK, INC.	OTHER PROFESSIONAL SERVICES	122,295.30
SCHNEIDER ELECTRIC BUILDINGS AMERICAS, INC.	ARCHITECTURAL/ENGINEERING SERVICES	8,702.85
SEALY APPLIANCE & BUTANE COMPANY	OTHER PROFESSIONAL SERVICES	169.64
SEAWAY CRUDE PIPELINE COMPANY, L.L.C.	OTHER PROFESSIONAL SERVICES	28,604.89
SHANNON DAVID SCOTT	EDUCATIONAL/TRAINING SERVICES	445.00
SHAWN JENNINGS	OTHER PROFESSIONAL SERVICES	4,800.00
SHERRI MICHAEL	EDUCATIONAL/TRAINING SERVICES	295.13
SHI GOVERNMENT SOLUTIONS, INC.	COMPUTER SERVICES	683.00
SHINE & ASSOCIATES, INC.	OTHER PROFESSIONAL SERVICES	2,880.00
SISTEMA TECHNOLOGIES, INC.	INFORMATION TECHNOLOGY SERVICES	90,828.00
SKINNY CAT SOFTWARE, L.L.C.	DATA PROCESSING SERVICES	259,002.50
SOUTHEASTERN ASSOCIATION OF FISH & WILDLIFE AGENCIES	CONSULTANT SERVICES/OTHER	5,000.00
SOUTHEASTERN ASSOCIATION OF FISH & WILDLIFE AGENCIES	EDUCATIONAL/TRAINING SERVICES	10,000.00
SOUTHWEST TEXAS JUNIOR COLLEGE	EDUCATIONAL/TRAINING SERVICES	160.00

Texas Parks and Wildlife Department (802)
Schedule of Professional/Consulting Fees and Legal Service Fees (Concluded)
 For the fiscal year ended August 31, 2017

NAME	TYPE OF SERVICES RENDERED	AMOUNT
PROFESSIONAL/CONSULTING FEES		
SPUR VETERINARY HOSPITAL	VETERINARY SERVICES	1,969.00
STACY BUMGARDNER D.V.M., P.L.L.C.	VETERINARY SERVICES	652.90
STANLEY D. SMOOTE P.H.D.	MEDICAL SERVICES	18,300.00
STEEP HOLLOW PET LODGE	VETERINARY SERVICES	510.00
STEINMAN LUEVANO STRUCTURES, L.L.P.	ARCHITECTURAL/ENGINEERING SERVICES	7,582.50
STEPHAN A. NELLE	EDUCATIONAL/TRAINING SERVICES	3,560.00
STOUFFER & ASSOCIATES, L.L.P.	OTHER PROFESSIONAL SERVICES	1,500.00
SUNCOAST LEARNING SYSTEMS, INC.	EDUCATIONAL/TRAINING SERVICES	470.00
SURVEYING AND MAPPING, INC.	ARCHITECTURAL/ENGINEERING SERVICES	67,025.00
SW DATA SOLUTIONS, L.L.C.	DATA PROCESSING SERVICES	100.00
SWA GROUP, INC.	ARCHITECTURAL/ENGINEERING SERVICES	131,325.25
TARRANT COUNTY JUNIOR COLLEGE FORT WORTH NORTHWEST CAMPUS	EDUCATIONAL/TRAINING SERVICES	250.00
TERRACON CONSULTANTS	ARCHITECTURAL/ENGINEERING SERVICES	6,122.50
TERRACON CONSULTANTS	OTHER PROFESSIONAL SERVICES	6,642.00
TEXAS A & M UNIVERSITY	VETERINARY SERVICES	136.00
TEXAS A&M AGRILIFE RESEARCH	VETERINARY SERVICES	2,875.00
TEXAS A&M ENGINEERING EXTENSION SERVICE	EDUCATIONAL/TRAINING SERVICES	100.00
TEXAS AGRICULTURAL EXTENSION SERVICE	EDUCATIONAL/TRAINING SERVICES	750.00
TEXAS CREDIT CARD PROCUREMENT PROGRAM	EDUCATIONAL/TRAINING SERVICES	25.00
TEXAS CREDIT CARD PROCUREMENT PROGRAM	MEDICAL SERVICES	65.00
TEXAS CREDIT CARD PROCUREMENT PROGRAM	OTHER PROFESSIONAL SERVICES	649.98
TEXAS DEPARTMENT OF MOTOR VEHICLES	INFORMATION TECHNOLOGY SERVICES	291.20
TEXAS FOREST SERVICE	EDUCATIONAL/TRAINING SERVICES	270.00
TEXAS PUBLIC HEALTH ASSOCIATION	EDUCATIONAL/TRAINING SERVICES	170.00
TEXAS RURAL WATER ASSOCIATION	EDUCATIONAL/TRAINING SERVICES	1,055.00
TEXAS SOCIETY OF ARCHITECTS	EDUCATIONAL/TRAINING SERVICES	560.00
TEXAS STAR VETERINARY, P.C.	VETERINARY SERVICES	177.84
TEXAS VETERINARY-MEDICAL DIAGNOSTIC LABORATORY	VETERINARY SERVICES	277,427.03
TEXAS WATER UTILITIES ASSOCIATION	EDUCATIONAL/TRAINING SERVICES	1,385.00
TEXAS WORKFORCE COMMISSION	FINANCIAL AND ACCOUNTING SERVICE	3,116.00
THERMACON SERVICE COMPANY, INC.	OTHER PROFESSIONAL SERVICES	437.00
THOMSON REUTERS, INC.	EDUCATIONAL/TRAINING SERVICES	319.00
TIBH INDUSTRIES, INC.	INFORMATION TECHNOLOGY SERVICES	118,322.46
TIBH INDUSTRIES, INC.	TEMPORARY EMPLOYMENT AGENCIES	15,082.21
TIME WARNER ENTERTAINMENT ADVANCE NEWHOUSE PARTNER	INFORMATION TECHNOLOGY SERVICES	83.19
TMT SOLUTIONS, INC.	OTHER PROFESSIONAL SERVICES	850.00
T-N-J ENGRAVING, L.L.C.	OTHER PROFESSIONAL SERVICES	90.00
TOLUNAY-WONG ENGINEERS, INC.	ARCHITECTURAL/ENGINEERING SERVICES	49,271.90
TOLUNAY-WONG ENGINEERS, INC.	OTHER PROFESSIONAL SERVICES	1,669.63
TRAVIS ASSOCIATES CONSULTING ENGINEERS, INC.	ARCHITECTURAL/ENGINEERING SERVICES	35,343.12
TRC ENGINEERS, INC.	ARCHITECTURAL/ENGINEERING SERVICES	13,531.00
TREANOR ARCHITECTS	ARCHITECTURAL/ENGINEERING SERVICES	166,401.69
TRINITY PET CLINIC, INC.	VETERINARY SERVICES	56.30
TXFACT, L.L.C.	EDUCATIONAL/TRAINING SERVICES	5,340.00
UNIVERSAL TIME EQUIPMENT COMPANY	OTHER PROFESSIONAL SERVICES	435.00
UNIVERSITY OF NORTH TEXAS	EDUCATIONAL/TRAINING SERVICES	255.00
UNIVERSITY OF TEXAS AT AUSTIN	EDUCATIONAL/TRAINING SERVICES	1,595.00
UNIVERSITY OF TEXAS HEALTH CENTER AT TYLER	MEDICAL SERVICES	1,038.00
UNIVERSITY OF TEXAS HEALTH SERVICES	MEDICAL SERVICES	8,565.00
URBISH ELECTRIC, L.L.C.	OTHER PROFESSIONAL SERVICES	1,307.00
USDI BUREAU OF LAND MANAGEMENT	EDUCATIONAL/TRAINING SERVICES	171.34
VEGETATION MANAGEMENT SERVICES, LLC.	OTHER PROFESSIONAL SERVICES	99,755.00
VENEGAS ENGINEERING MANAGEMENT AND CONSTRUCTION, INC.	ARCHITECTURAL/ENGINEERING SERVICES	31,414.60
WAL MART STORES TEXAS, L.L.C.	EDUCATIONAL/TRAINING SERVICES	81.19
WALTER NICHOLS	OTHER PROFESSIONAL SERVICES	894.00
WALTER P MOORE & ASSOCIATES, INC.	ARCHITECTURAL/ENGINEERING SERVICES	1,773.50
WALTER P MOORE & ASSOCIATES, INC.	OTHER PROFESSIONAL SERVICES	1,600.00
WILLIAM DAVID GRAY	OTHER PROFESSIONAL SERVICES	1,500.00
WILLIAM K LARSON	EDUCATIONAL/TRAINING SERVICES	700.00
WILLIAM R STERN	MEDICAL SERVICES	1,200.00
WILLIAM R. CARR	CONSULTANT SERVICES/OTHER	9,995.70
WILLIAM S. GORDON	CONSULTANT SERVICES/OTHER	1,500.00
WISS JANNEY ELSTNER ASSOCIATES, INC.	ARCHITECTURAL/ENGINEERING SERVICES	108,110.78
	Total, Professional/Consulting Fees	\$ 11,504,470.52
LEGAL SERVICE FEES		
MEYERTONS HOOD KIVLIN KOWERT AND GOETZEL, P.C.		607.50
PYE LEGAL GROUP, L.L.C.		137,908.50
	Total, Legal Service Fees	\$ 138,516.00
	Total, Professional/Consulting Fees and Legal Service Fees	\$ 11,642,986.52

Summary comptroller objects may be used when recording encumbrance and payable transactions. These summary comptroller objects are based on the LBB Object outlined in Accounting Policy Statement 018 as issued by the Texas Comptroller of Public Accounts (CPA). The transactions related to **Temporary Employment Agencies** are currently classified by the CPA as 'Other Expenditures' and would not normally be included in this schedule. However, because these transactions are classified by the LBB as 'Professional Fees and Services' and until a decision is made regarding the correct classification, they will continue to be disclosed in this schedule.

Texas Parks and Wildlife Department (802)
 Schedule of Aircraft Operation
 For the fiscal year ended August 31, 2017

AIRCRAFT COSTS

Year Model/Serial Number FAA Registration Number	1984 C206 N6610R	2009 C206 N52854	2014 AS350B3e N350PW	TOTALS
Direct Operating Expenses:				
Fuel	\$ -	\$ 22,207.11	\$ 47,420.52	\$ 69,627.63
Maintenance & Repair	-	49,508.39	58,739.57	108,247.96
Travel and Per Diem (In-State)	-	5,396.65	5,155.73	10,552.38
Fixed Expenses:				
Salaries	-	216,243.62	206,589.88	422,833.50
Liability Insurance	2,148.56	2,148.54	2,148.55	6,445.65
Rent	4,265.00	5,721.26	5,893.74	15,880.00
Miscellaneous Operating	-	32,494.73	31,062.70	63,557.43
Total Expenditures	\$ 6,413.56	\$ 333,720.30	\$ 357,010.69	\$ 697,144.55

MISCELLANEOUS EXPENDITURES

Private Aircraft Rental \$ 802,878.20

Texas Parks and Wildlife Department (802)
Schedule of Itemized Purchases
 For the fiscal year ended August 31, 2017

PURCHASE DESCRIPTION	PURCHASE AMOUNT	VENDOR NAME	JUSTIFICATION FOR PROPRIETARY PURCHASE
Seagrass billboard sign rental located in Rio Grande Valley, Texas for twelve weeks 5/15/2017 - 8/6/2017	\$ 4,950.00	Lamar Companies	Lamar Companies uniquely meets the needs we require. Billboard rental is unique to location of the billboard. Each company has their billboards they rent in specific locations and the cost is based on the vehicle traffic for that particular location. The signs that we are renting are located near navigable waters or boat ramps where seagrass is plentiful and awareness is needed and has potential to reach a larger number of boaters. The billboards are rented during high boating seasons to remind everyone of the seagrass restrictions.
Seagrass billboard sign rental located in Rockport, Texas for six months 4/1/2017 - 9/30/2017	\$ 1,200.00	Lamar Companies	Lamar Companies uniquely meets the needs we require. Billboard rental is unique to location of the billboard. Each company has their billboards they rent in specific locations and the cost is based on the vehicle traffic for that particular location. The signs that we are renting are located near navigable waters or boat ramps where seagrass is plentiful and awareness is needed and has potential to reach a larger number of boaters. The billboards are rented during high boating seasons to remind everyone of the seagrass restrictions.
Seagrass billboard sign rental located in Rio Grande Valley, Texas for twelve weeks 5/15/2017 - 8/6/2017	\$ 6,000.00	Outfront Media, Inc.	Outfront Media uniquely meets the needs we require. Billboard rental is unique to location of the billboard. Each company has their billboards they rent in specific locations and the cost is based on the vehicle traffic for that particular location. The signs that we are renting are located near navigable waters or boat ramps where seagrass is plentiful and awareness is needed and has potential to reach a larger number of boaters. The billboards are rented during high boating seasons to remind everyone of the seagrass restrictions.
Seagrass billboard sign rental located in Rio Grande Valley, Texas for twelve weeks 5/15/2017 - 8/7/2017	\$ 3,200.00	Cooper Outdoor Advertising, Inc.	Cooper Outdoor uniquely meets the needs we require. Billboard rental is unique to location of the billboard. Each company has their billboards they rent in specific locations and the cost is based on the vehicle traffic for that particular location. The signs that we are renting are located near navigable waters or boat ramps where seagrass is plentiful and awareness is needed and has potential to reach a larger number of boaters. The billboards are rented during high boating seasons to remind everyone of the seagrass restrictions.

Texas Parks and Wildlife Department (802)
HUB Strategic Plan Progress Report
 For the fiscal year ended August 31, 2017

Category	Actual for FY16 *	Actual for FY17 *	Agency Goal for FY18**	Statewide Goal for FY18**
Heavy construction other than building contracts				
Building construction, including general contractors and operative builders contracts				
Special trade construction contracts				
Professional services contracts				
Other services contracts				
Commodities contracts				

* **Actual** = Percent spent with HUBS from HUB report.

** **Goal** = Strategic Plan HUB goal.

 Prepared By

 APPROVED BY *(Signature Required)*

 Printed Name

 Printed Name

 Phone Number

 Phone Number

Fiscal Year 2017 Annual HUB Report has not been certified by the Texas Comptroller of Public Accounts as of the date of this publishing. Fiscal Year 2018 HUB goals are pending release of this report.

Texas Parks and Wildlife Department (802)
Appropriation Item Transfer Schedule*
For the fiscal year ended August 31, 2017

ITEM OF APPROPRIATION			TRANSFERS IN	TRANSFERS OUT	NET TRANSFERS
A. Goal: Conserve Natural Resources					
Strategies:					
A.1.1	13020	WILDLIFE CONSERVATION	\$ 251,764.74	\$ (2,306,883.00)	\$ (2,055,118.26)
A.1.1	24009	WILDLIFE CONSERVATION	29,000.00	-	29,000.00
A.1.1	24010	WILDLIFE CONSERVATION	374,085.00	-	374,085.00
A.1.1	24036	WILDLIFE CONSERVATION	1,000,000.00	-	1,000,000.00
A.1.1	54004	WILDLIFE CONSERVATION	170,000.00	-	170,000.00
A.1.1	54006	WILDLIFE CONSERVATION	485,616.00	-	485,616.00
A.1.2	13021	TECHNICAL GUIDANCE	(700,000.00)	(100,677.56)	(800,677.56)
A.1.3	13022	HUNTING AND WILDLIFE RECREATION	-	(70,435.18)	(70,435.18)
A.2.1	13023	INLAND FISHERIES MANAGEMENT	980,105.00	(5,304,632.15)	(4,324,527.15)
A.2.1	24010	INLAND FISHERIES MANAGEMENT	35,078.00	-	35,078.00
A.2.1	24034	INLAND FISHERIES MANAGEMENT	3,223,554.00	(86,000.00)	3,137,554.00
A.2.1	54004	INLAND FISHERIES MANAGEMENT	342,000.00	-	342,000.00
A.2.1	54006	INLAND FISHERIES MANAGEMENT	23,000.00	(10,000.00)	13,000.00
A.2.2	13024	INLAND HATCHERIES OPERATIONS	1,774,399.82	(1,971,432.78)	(197,032.96)
A.2.2	24009	INLAND HATCHERIES OPERATIONS	24,000.00	-	24,000.00
A.2.2	54004	INLAND HATCHERIES OPERATIONS	201,397.00	-	201,397.00
A.2.2	54006	INLAND HATCHERIES OPERATIONS	491,659.00	-	491,659.00
A.2.3	13025	COASTAL FISHERIES MANAGEMENT	345,742.00	(998,027.00)	(652,285.00)
A.2.3	24010	COASTAL FISHERIES MANAGEMENT	32,500.00	-	32,500.00
A.2.3	24032	COASTAL FISHERIES MANAGEMENT	186,000.00	-	186,000.00
A.2.3	54004	COASTAL FISHERIES MANAGEMENT	228,885.00	-	228,885.00
A.2.3	54006	COASTAL FISHERIES MANAGEMENT	116,132.00	-	116,132.00
A.2.4	13026	COASTAL HATCHERIES OPERATIONS	432,027.34	(89,000.00)	343,027.34
A.2.4	24009	COASTAL HATCHERIES OPERATIONS	7,000.00	-	7,000.00
A.2.4	24011	COASTAL HATCHERIES OPERATIONS	58,000.00	-	58,000.00
Total, Goal A: Conserve Natural Resources			\$ 10,111,944.90	\$ (10,937,087.67)	\$ (825,142.77)
B. Goal: Access to State and Local Parks					
Strategies:					
B.1.1	13028	STATE PARK OPERATIONS	\$ 156,763.10	\$ (6,525,283.21)	\$ (6,368,520.11)
B.1.1	24010	STATE PARK OPERATIONS	256,987.00	-	256,987.00
B.1.1	24020	STATE PARK OPERATIONS	305,500.00	-	305,500.00
B.1.1	54004	STATE PARK OPERATIONS	1,200,000.00	-	1,200,000.00
B.1.1	54005	STATE PARK OPERATIONS	749,089.00	-	749,089.00
B.1.2	13029	PARKS MINOR REPAIR PROGRAM	154,309.00	(4,318,033.42)	(4,163,724.42)
B.1.2	54001	PARKS MINOR REPAIR PROGRAM	4,345,754.99	(570,247.47)	3,775,507.52
B.1.3	13030	PARKS SUPPORT	2,133,000.00	(87,407.11)	2,045,592.89
B.2.1	13031	LOCAL PARK GRANTS	(46,511.76)	(883,748.00)	(930,259.76)
B.2.1	24008	LOCAL PARK GRANTS	53,532.00	50,000.00	103,532.00
B.2.2	13032	BOATING ACCESS AND OTHER GRANTS	891,934.63	(2,337,257.87)	(1,445,323.24)
B.2.2	24008	BOATING ACCESS AND OTHER GRANTS	1,943,051.00	-	1,943,051.00
B.2.2	24030	BOATING ACCESS AND OTHER GRANTS	329,000.00	-	329,000.00
Total, Goal B: Access to State and Local Parks			\$ 12,472,408.96	\$ (14,671,977.08)	\$ (2,199,568.12)

Texas Parks and Wildlife Department (802)
Appropriation Item Transfer Schedule* (Concluded)
For the fiscal year ended August 31, 2017

ITEM OF APPROPRIATION			TRANSFERS IN	TRANSFERS OUT	NET TRANSFERS
C. Goal: Increase Awareness and Compliance					
Strategies:					
C.1.1	13033	ENFORCEMENT PROGRAMS	\$ 492,022.77	\$ (10,266,634.89)	\$ (9,774,612.12)
C.1.1	24015	ENFORCEMENT PROGRAMS	4,684,952.00	(41,530.53)	4,643,421.47
C.1.1	24705	ENFORCEMENT PROGRAMS	-	(271,555.00)	(271,555.00)
C.1.1	54004	ENFORCEMENT PROGRAMS	3,900,858.00	-	3,900,858.00
C.1.1	54006	ENFORCEMENT PROGRAMS	42,845.00	-	42,845.00
C.1.2	13034	TEXAS GAME WARDEN TRAINING CENTER	1,359,251.07	(24,000.00)	1,335,251.07
C.1.2	24009	TEXAS GAME WARDEN TRAINING CENTER	3,000.00	-	3,000.00
C.1.2	24025	TEXAS GAME WARDEN TRAINING CENTER	21,000.00	-	21,000.00
C.1.3	13035	LAW ENFORCEMENT SUPPORT	27,263.87	(101,183.29)	(73,919.42)
C.2.1	13039	OUTREACH AND EDUCATION	84,714.23	(22,627.67)	62,086.56
C.2.2	13038	PROMOTE TPWD EFFORTS	308,052.64	(245,205.29)	62,847.35
C.2.2	24010	PROMOTE TPWD EFFORTS	30,250.00	-	30,250.00
C.2.2	54004	PROMOTE TPWD EFFORTS	14,134.00	-	14,134.00
C.2.2	54007	PROMOTE TPWD EFFORTS	20,000.00	-	20,000.00
C.3.1	13040	LICENSE ISSUANCE	1,042,000.00	(6,890,566.61)	(5,848,566.61)
C.3.1	24012	LICENSE ISSUANCE	6,844,700.00	-	6,844,700.00
C.3.2	13041	BOAT REGISTRATION AND TITLING	78,645.29	(1,880.00)	76,765.29
Total, Goal C: Increase Awareness and Compliance			\$ 18,953,688.87	\$ (17,865,183.28)	\$ 1,088,505.59
D. Goal: Manage Capital Programs					
Strategies:					
D.1.1	13042	IMPROVEMENTS AND MAJOR REPAIRS	\$ 66,144.10	\$ (39,038,333.44)	\$ (38,972,189.34)
D.1.1	24038	IMPROVEMENTS AND MAJOR REPAIRS	3,500,000.00	-	3,500,000.00
D.1.1	43002	IMPROVEMENTS AND MAJOR REPAIRS	125,551.30	-	125,551.30
D.1.1	44001	IMPROVEMENTS AND MAJOR REPAIRS	62,435,301.94	(32,490,946.43)	29,944,355.51
D.1.1	44002	IMPROVEMENTS AND MAJOR REPAIRS	5,793,393.21	(32,186.46)	5,761,206.75
D.1.1	44003	IMPROVEMENTS AND MAJOR REPAIRS	24,193.29	-	24,193.29
D.1.1	54008	IMPROVEMENTS AND MAJOR REPAIRS	71,577.00	-	71,577.00
D.1.2	13043	LAND ACQUISITION	84,867.76	-	84,867.76
D.1.2	24814	LAND ACQUISITION	-	(112,335.00)	(112,335.00)
D.1.3	13044	INFRASTRUCTURE ADMINISTRATION	499,646.00	(413,293.10)	86,352.90
D.1.3	54004	INFRASTRUCTURE ADMINISTRATION	293,770.00	-	293,770.00
Total, Goal D: Manage Capital Programs			\$ 72,894,444.60	\$ (72,087,094.43)	\$ 807,350.17
E. Goal: Indirect Administration					
Strategies:					
E.1.1	13800	CENTRAL ADMINISTRATION	\$ 548,904.24	\$ (236,499.09)	\$ 312,405.15
E.1.1	54004	CENTRAL ADMINISTRATION	58,000.00	-	58,000.00
E.1.2	13801	INFORMATION RESOURCES	423,680.70	(6,792,869.52)	(6,369,188.82)
E.1.2	54002	INFORMATION RESOURCES	1,829,612.82	(22,038.00)	1,807,574.82
E.1.2	54003	INFORMATION RESOURCES	479,591.95	-	479,591.95
E.1.2	54004	INFORMATION RESOURCES	50,000.00	-	50,000.00
E.1.2	54009	INFORMATION RESOURCES	4,597,646.00	-	4,597,646.00
E.1.3	13802	OTHER SUPPORT SERVICES	397,616.69	(204,790.66)	192,826.03
Total, Goal E: Indirect Administration			\$ 8,385,052.40	\$ (7,256,197.27)	\$ 1,128,855.13
NET APPROPRIATION ITEM TRANSFERS			\$ 122,817,539.73	\$ (122,817,539.73)	\$ -

* This schedule does not include Benefit Replacement Pay (BRP), Fringe Benefits, Salary Increase or Rider Reduction transfers.

Texas Parks and Wildlife Department (802)
Schedule of Vehicles Purchased (Concluded)
 For the fiscal year ended August 31, 2017

DESCRIPTION	PURCHASE PRICE	Type of Use	FUEL EFFICIENCY TOWN	FUEL EFFICIENCY HIGHWAY
2017 FORD F250 CREW CAB 4X2	\$ 27,714.00	COASTAL FISHERIES SCIENCE & POLICY RESOURCES	14.00	21.00
2017 FORD F250 CREW CAB 4X2	\$ 27,703.00	COASTAL FISHERIES - RESEARCH	14.00	21.00
2017 FORD F250 CREW CAB 4X4	\$ 29,498.00	INLAND FISHERIES - RESEARCH	14.00	21.00
2017 FORD F250 EXTENDED CAB 4X2	\$ 25,800.00	COASTAL FISHERIES ECOSYSTEM RESOURCES PROGRAM - RESEARCH	14.00	21.00
2017 FORD F250 PICKUP	\$ 44,320.00	LAW ENFORCEMENT FIELD OPERATIONS	14.00	21.00
2017 FORD F250 REGULAR CAB 4X4	\$ 34,503.00	WILDLIFE RESEARCH AND MANAGEMENT	14.00	21.00
2017 FORD F350 CREW CAB	\$ 34,043.00	STATE PARK SUPPORT SERVICES PROGRAM - MAINTENANCE	14.00	21.00
2017 FORD F350 CREW CAB XLT 4X4	\$ 47,704.00	STATE PARK RECREATION GRANTS ASSISTANCE	14.00	19.00
2017 FORD F350 DUAL REAR WHEEL REGULAR CAB 4X2	\$ 37,279.00	TEXAS FRESHWATER FISHERIES CENTER - RESEARCH	14.00	22.00
2017 FORD F350 DUAL REAR WHEEL REGULAR CAB 4X2	\$ 37,279.00	INLAND HATCHERIES MANAGEMENT - RESEARCH	14.00	22.00
2017 FORD F350 DUAL REAR WHEEL REGULAR CAB 4X2	\$ 37,279.00	INLAND HATCHERIES MANAGEMENT - RESEARCH	14.00	22.00
2017 FORD F350 EXTENDED CAB 4X4	\$ 42,378.00	WILDLIFE RESEARCH AND MANAGEMENT	14.00	21.00
2017 FORD F350 REGULAR CAB	\$ 39,761.00	COASTAL FISHERIES SALTWATER FISH HATCHERIES - RESEARCH	14.00	21.00
2017 FORD F450 CREW CAB	\$ 47,926.00	INFRASTRUCTURE SUPPORT SERVICES BRANCH	14.00	21.00
2017 FORD F450 EXTENDED CAB & CHASSIS 4X4	\$ 54,354.00	STATE PARK OPERATIONS - MAINTENANCE	15.00	20.00
2017 FORD F450 EXTENDED CAB & CHASSIS 4X4	\$ 54,354.00	STATE PARK OPERATIONS	15.00	20.00
2017 FORD POLICE INTERCEPTOR SPORT UTILITY 4X4	\$ 30,135.00	LAW ENFORCEMENT	15.00	20.00
2017 FORD POLICE INTERCEPTOR SPORT UTILITY 4X4	\$ 30,135.00	LAW ENFORCEMENT FIELD OPERATIONS	15.00	20.00
2017 FORD POLICE INTERCEPTOR SPORT UTILITY 4X4	\$ 30,135.00	LAW ENFORCEMENT FIELD OPERATIONS	15.00	20.00
2017 FORD POLICE INTERCEPTOR SPORT UTILITY 4X4	\$ 30,135.00	LAW ENFORCEMENT FIELD OPERATIONS	15.00	20.00
2017 FORD POLICE INTERCEPTOR SPORT UTILITY 4X4	\$ 30,135.00	LAW ENFORCEMENT FIELD OPERATIONS	15.00	20.00
2017 FORD POLICE INTERCEPTOR SPORT UTILITY 4X4	\$ 30,135.00	LAW ENFORCEMENT FIELD OPERATIONS	15.00	20.00
2017 FORD POLICE INTERCEPTOR SPORT UTILITY 4X4	\$ 30,135.00	LAW ENFORCEMENT	15.00	20.00
2017 FORD POLICE INTERCEPTOR SPORT UTILITY 4X4	\$ 30,393.00	LAW ENFORCEMENT FIELD OPERATIONS	15.00	20.00
2017 FORD POLICE INTERCEPTOR SPORT UTILITY 4X4	\$ 30,393.00	LAW ENFORCEMENT FIELD OPERATIONS	15.00	20.00
2017 FORD POLICE INTERCEPTOR SPORT UTILITY 4X4	\$ 30,393.00	LAW ENFORCEMENT TRAINING	15.00	20.00
2017 FORD POLICE INTERCEPTOR SPORT UTILITY 4X4	\$ 30,393.00	LAW ENFORCEMENT FIELD OPERATIONS	15.00	20.00
2017 FORD POLICE INTERCEPTOR SPORT UTILITY 4X4	\$ 32,489.00	LAW ENFORCEMENT FIELD OPERATIONS	15.00	20.00
2017 FORD POLICE INTERCEPTOR SPORT UTILITY 4X4	\$ 32,489.00	LAW ENFORCEMENT FIELD OPERATIONS	15.00	20.00
2017 TOYOTA CAMRY HYBRID	\$ 28,672.00	COASTAL FISHERIES WATER RESOURCES	40.00	37.00

Texas Parks and Wildlife Department (802)
Schedule of State-Owned or Leased Vehicles Used by State Employees
 For the fiscal year ended August 31, 2017

EMPLOYEE NAME**JOB TITLE****REASON**

The individuals listed below are required to drive state vehicles to or from work to ensure that vital agency functions are performed.

EMPLOYEE NAME	JOB TITLE	REASON
ALEXANDER, ANDREW S.	LIEUTENANT, GAME WARDEN	ON 24-HOUR CALL
ALVIZO, MARCO A.	CAPTAIN, GAME WARDEN	ON 24-HOUR CALL
ANDERSON, ERIC P.	PARK RANGER III	ON 24-HOUR CALL
BALKCOM V, ICHABOD L.	CAPTAIN, GAME WARDEN	ON 24-HOUR CALL
BANTA, LOUIS A.	PARK RANGER III	ON 24-HOUR CALL
BARLOW, JOHN C.	PARK RANGER II	ON 24-HOUR CALL
BARONET, BRYAN P.	LIEUTENANT, GAME WARDEN	ON 24-HOUR CALL
BEACH, JAMES A.	PARK RANGER III	ON 24-HOUR CALL
BENGTSON, SHAWN R.	MANAGER III	ON 24-HOUR CALL
BIGHAM JR., THOMAS O.	MANAGER III	ON 24-HOUR CALL
BROWN, CLINT M.	CAPTAIN, GAME WARDEN	ON 24-HOUR CALL
BUSSEY, JASON K.	CAPTAIN, GAME WARDEN	ON 24-HOUR CALL
CAMPBELL, JASON A.	CAPTAIN, GAME WARDEN	ON 24-HOUR CALL
CAMPBELL, MICHAEL A.	PARK RANGER III	ON 24-HOUR CALL
CANALES, LUIS	PARK RANGER III	ON 24-HOUR CALL
CANAN, PATRICK A.	CAPTAIN, GAME WARDEN	ON 24-HOUR CALL
CARLETON, ERIC N.	PARK RANGER III	ON 24-HOUR CALL
CARTER, JEFFERY R.	CAPTAIN, GAME WARDEN	ON 24-HOUR CALL
CASTERLINE III, LESLIE E.	LIEUTENANT, GAME WARDEN	ON 24-HOUR CALL
CHAMPLIN, BILLY G.	LIEUTENANT, GAME WARDEN	ON 24-HOUR CALL
COOK, LONNIE D.	MANAGER III	ON 24-HOUR CALL
CORLEY, ARYN L.	CAPTAIN, GAME WARDEN	ON 24-HOUR CALL
CORONADO, RAMIRO O.	CAPTAIN, GAME WARDEN	ON 24-HOUR CALL
CUELLAR, JORGE	PARK RANGER III	ON 24-HOUR CALL
DAIGLE, CHRISTOPHER J.	CAPTAIN, GAME WARDEN	ON 24-HOUR CALL
DAVIS, CHRIS M.	MAJOR, GAME WARDEN	ON 24-HOUR CALL
DAVIS, JASON P.	CAPTAIN, GAME WARDEN	ON 24-HOUR CALL
DAVIS, KEVIN R.	MAJOR, GAME WARDEN	ON 24-HOUR CALL
DAVIS, SCOTT A.	CAPTAIN, GAME WARDEN	ON 24-HOUR CALL
DAVIS, TRACY L.	MAJOR, GAME WARDEN	ON 24-HOUR CALL
DOLLE, ROGER L.	MANAGER III	ON 24-HOUR CALL
DOTTER, DAVID D.	PARK RANGER V	ON 24-HOUR CALL
DUNKS, JAMES M.	CAPTAIN, GAME WARDEN	ON 24-HOUR CALL
DURAND, MICHAEL J.	ASSISTANT COMMANDER, GAME WARDEN	ON 24-HOUR CALL
EATON, NICHOLAS ADAM	PARK RANGER III	ON 24-HOUR CALL
ENCKHAUSEN, ROBERT C.	PARK RANGER V	ON 24-HOUR CALL
EREKSON, CRAIG A.	PARK RANGER V	ON 24-HOUR CALL
FENLAW, DUSTIN B.	PARK RANGER II	ON 24-HOUR CALL
FORD, CHARLES P.	CAPTAIN, GAME WARDEN	ON 24-HOUR CALL
FORREST, TRAVIS W.	PARK RANGER III	ON 24-HOUR CALL
FRAZIER, KEVIN D.	LIEUTENANT, GAME WARDEN	ON 24-HOUR CALL
GARTMAN, CHAD N.	ASSISTANT COMMANDER, GAME WARDEN	ON 24-HOUR CALL
GAYLER, CLINTON L.	LIEUTENANT, GAME WARDEN	ON 24-HOUR CALL
GEER, JEFFREY D.	MANAGER III	ON 24-HOUR CALL
GILLENWATERS, JEFF D.	MAJOR, GAME WARDEN	ON 24-HOUR CALL
GLASS, KEVIN L.	LIEUTENANT, GAME WARDEN	ON 24-HOUR CALL
GLEINSER, JOHN H.	MANAGER IV	ON 24-HOUR CALL
GRAY, JONATHAN W.	MAJOR, GAME WARDEN	ON 24-HOUR CALL
GREEN, CHRISTOPHER S.	PARK RANGER III	ON 24-HOUR CALL
GUINN, BRAD W.	LIEUTENANT, GAME WARDEN	ON 24-HOUR CALL
GUINN, SHEA E.	CAPTAIN, GAME WARDEN	ON 24-HOUR CALL
HALL, RYAN L.	LIEUTENANT, GAME WARDEN	ON 24-HOUR CALL
HAMMONDS, MARK L.	CAPTAIN, GAME WARDEN	ON 24-HOUR CALL
HANSON, CHRISTOPHER L.	PARK RANGER V	ON 24-HOUR CALL
HANSON JR., MICHAEL J.	CAPTAIN, GAME WARDEN	ON 24-HOUR CALL
HARMON, ALFRED N.	CAPTAIN, GAME WARDEN	ON 24-HOUR CALL

Texas Parks and Wildlife Department (802)
Schedule of State-Owned or Leased Vehicles Used by State Employees (Continued)
For the fiscal year ended August 31, 2017

EMPLOYEE NAME	JOB TITLE	REASON
The individuals listed below are required to drive state vehicles to or from work to ensure that vital agency functions are performed.		
HARPER, CHASE M.	PARK RANGER III	ON 24-HOUR CALL
HATFIELD, CODY G.	CAPTAIN, GAME WARDEN	ON 24-HOUR CALL
HAVENS, ZACHARY S.	CAPTAIN, GAME WARDEN	ON 24-HOUR CALL
HAVIS, DWAYNE H.	LIEUTENANT, GAME WARDEN	ON 24-HOUR CALL
HEATON, JONATHON E.	CAPTAIN, GAME WARDEN	ON 24-HOUR CALL
HEINICKE, DAVID C.	PARK RANGER III	ON 24-HOUR CALL
HENDERSON, SIDNEY S.	PARK RANGER III	ON 24-HOUR CALL
HERMAN, BEN EDWARD	MANAGER III	ON 24-HOUR CALL
HERNANDEZ, CRAIG K.	CAPTAIN, GAME WARDEN	ON 24-HOUR CALL
HOWARD, ERIC	GAME WARDEN	ON 24-HOUR CALL
HUEBNER, JASON T.	CAPTAIN, GAME WARDEN	ON 24-HOUR CALL
HUGGINS, DOUGLAS S.	MANAGER IV	ON 24-HOUR CALL
HUNT, CLINT L.	CAPTAIN, GAME WARDEN	ON 24-HOUR CALL
JAMES, ADAM C.	PARK RANGER III	ON 24-HOUR CALL
JENKINS, THOMAS F.	CAPTAIN, GAME WARDEN	ON 24-HOUR CALL
JONES, CHAD N.	MAJOR, GAME WARDEN	ON 24-HOUR CALL
JONES, CODY J.	ASSISTANT COMMANDER, GAME WARDEN	ON 24-HOUR CALL
JONES, GRAHAME L.	DIRECTOR VI	ON 24-HOUR CALL
JONES, JASON B.	LIEUTENANT, GAME WARDEN	ON 24-HOUR CALL
JURK, SCOTT A.	CAPTAIN, GAME WARDEN	ON 24-HOUR CALL
KEMP, JENNIFER B.	LIEUTENANT, GAME WARDEN	ON 24-HOUR CALL
KERN, CHARLES C.	PARK RANGER III	ON 24-HOUR CALL
KOCUREK, NEAL A.	PARK RANGER III	ON 24-HOUR CALL
LEE, JODY C.	MANAGER V	ON 24-HOUR CALL
LONGORIA JR., JOHNNY	CAPTAIN, GAME WARDEN	ON 24-HOUR CALL
LOUDERMILK, LACY L.	CAPTAIN, GAME WARDEN	ON 24-HOUR CALL
MALE, LISA G.	PARK RANGER III	ON 24-HOUR CALL
MALONSON, KEVIN L.	LIEUTENANT, GAME WARDEN	ON 24-HOUR CALL
MARTIN, GRANT M.	PARK RANGER III	ON 24-HOUR CALL
MASUR, MICHAEL W.	MANAGER V	ON 24-HOUR CALL
MAY, LANCE R.	LIEUTENANT, GAME WARDEN	ON 24-HOUR CALL
MCGEHEE, ROGER Z.	PARK RANGER III	ON 24-HOUR CALL
MINTER, ERIC C.	CAPTAIN, GAME WARDEN	ON 24-HOUR CALL
MITCHELL, MICHAEL V.	ASSISTANT COMMANDER, GAME WARDEN	ON 24-HOUR CALL
MODGLING, DAVID L.	MANAGER II	ON 24-HOUR CALL
MORSE, MICHAEL J.	CAPTAIN, GAME WARDEN	ON 24-HOUR CALL
MURPHY, JONATHAN K.	PARK RANGER III	ON 24-HOUR CALL
MURRAY II, DAVID A.	MAJOR, GAME WARDEN	ON 24-HOUR CALL
MURRAY, CHRISTIAN T.	LIEUTENANT, GAME WARDEN	ON 24-HOUR CALL
NIETO, DAVID A.	CAPTAIN, GAME WARDEN	ON 24-HOUR CALL
NORTON, ANTHONY L.	CAPTAIN, GAME WARDEN	ON 24-HOUR CALL
NYGREN, ERIK S.	CAPTAIN, GAME WARDEN	ON 24-HOUR CALL
OUSLEY, ROD L.	CAPTAIN, GAME WARDEN	ON 24-HOUR CALL
OZUNA, ANDREW MOSES	LIEUTENANT, GAME WARDEN	ON 24-HOUR CALL
PARK, COLLIS W.	MANAGER III	ON 24-HOUR CALL
PARKS II, RICHARD E.	PARK RANGER III	ON 24-HOUR CALL
PHILLIPS, JEFFREY S.	CAPTAIN, GAME WARDEN	ON 24-HOUR CALL
PORTER, JAMES M.	CAPTAIN, GAME WARDEN	ON 24-HOUR CALL
POTTS, TERI P.	CAPTAIN, GAME WARDEN	ON 24-HOUR CALL
POWELL, WILLIAM E.	ASSISTANT COMMANDER, GAME WARDEN	ON 24-HOUR CALL
RAINES, JOSHUA S.	PARK RANGER III	ON 24-HOUR CALL
RANFT, JAMES B.	MAJOR, GAME WARDEN	ON 24-HOUR CALL
REED, BRYAN C.	ASSISTANT COMMANDER, GAME WARDEN	ON 24-HOUR CALL
REEDER, BRANDI L.	ASSISTANT COMMANDER, GAME WARDEN	ON 24-HOUR CALL
RIEDEL, BRIAN J.	PARK RANGER III	ON 24-HOUR CALL
ROSE, BRANDON R.	LIEUTENANT, GAME WARDEN	ON 24-HOUR CALL

Texas Parks and Wildlife Department (802)
Schedule of State-Owned or Leased Vehicles Used by State Employees (Concluded)
 For the fiscal year ended August 31, 2017

EMPLOYEE NAME	JOB TITLE	REASON
The individuals listed below are required to drive state vehicles to or from work to ensure that vital agency functions are performed.		
RUIZ, FREDERICK G.	CAPTAIN, GAME WARDEN	ON 24-HOUR CALL
SATSKY, BRENT E.	LIEUTENANT, GAME WARDEN	ON 24-HOUR CALL
SEAMANDS, DOUGLAS K.	MAJOR, GAME WARDEN	ON 24-HOUR CALL
SHAW, DANIEL S.	DIRECTOR III	ON 24-HOUR CALL
SHIELDS, CLAYTON L.	PARK RANGER V	ON 24-HOUR CALL
SMITH, LESTER W.	PARK RANGER III	ON 24-HOUR CALL
SOSA, LUIS A.	CAPTAIN, GAME WARDEN	ON 24-HOUR CALL
SPEARS III, FLOYD R.	CAPTAIN, GAME WARDEN	ON 24-HOUR CALL
STAPLETON, STEVEN R.	CAPTAIN, GAME WARDEN	ON 24-HOUR CALL
STOCKMAN, REAGAN G.	PARK RANGER III	ON 24-HOUR CALL
STONE, GLEN E.	PARK RANGER III	ON 24-HOUR CALL
SWOFFORD, CLIFTON JON	CAPTAIN, GAME WARDEN	ON 24-HOUR CALL
TAMEZ, MARVIN L.	CAPTAIN, GAME WARDEN	ON 24-HOUR CALL
TANUZ, EDWARD E.	MAJOR, GAME WARDEN	ON 24-HOUR CALL
TEAGUE, ALAN D.	MAJOR, GAME WARDEN	ON 24-HOUR CALL
TEELER, GARY D.	ASSISTANT COMMANDER, GAME WARDEN	ON 24-HOUR CALL
TERRY, NORMAN E.	LIEUTENANT, GAME WARDEN	ON 24-HOUR CALL
TUCKER, BRENT	CAPTAIN, GAME WARDEN	ON 24-HOUR CALL
VALES, CHRISTINA L.	CAPTAIN, GAME WARDEN	ON 24-HOUR CALL
VANDERROEST, RONALD A.	MAJOR, GAME WARDEN	ON 24-HOUR CALL
VOIGT, JAKE E.	PARK RANGER II	ON 24-HOUR CALL
WEAVER, SAMMY G.	PARK RANGER III	ON 24-HOUR CALL
WILLIAMS, JEFFERY C.	PARK RANGER V	ON 24-HOUR CALL
WYNNE, MARK E.	PARK RANGER V	ON 24-HOUR CALL
YATES SR., RONNIE D.	LIEUTENANT, GAME WARDEN	ON 24-HOUR CALL

MASTER FILE REPORT VERIFICATION FORM


Texas Parks and Wildlife Department
NAME OF AGENCY

802
AGENCY #

Yes, the information contained in the Master File Report dated September, 27, 2017, is a complete and correct listing of all my agency's land and building records.

No, the information contained in the Master File Report dated _____, is not a complete and correct listing of my agency's land and building records. All discrepancies will be corrected no later than fifteen days from the date of the Master File Report. The Texas General Land Office will be notified of the corrections to the report.

William S Johnson
Property Manager
(please print or type)


Signature

September 29, 2017
Date

The Texas General Land Office hereby Certifies that the above stated agency is in Compliance with the real property inventory reporting requirements as stated in Texas Natural Resources Code, § NRC 31.153 - 31.156, et seq.

10-3-17
Date


Shaun Seale
State Real Property Inventory Manager





Life's better outside.®

Texas Parks and Wildlife Department
4200 Smith School Road, Austin, Texas 78744

© 2017 TPWD. PWD RP A0900-683 (11/16)

In accordance with Texas Depository Law, this publication is available at the Texas State Publications Clearinghouse and/or Texas Depository Libraries.

TPWD receives funds from the USFWS. TPWD prohibits discrimination on the basis of race, color, religion, national origin, disability, age, and gender, pursuant to state and federal law. To request an accommodation or obtain information in an alternative format, please contact TPWD on a Text Telephone (TDD) at (512) 389-8915 or by Relay Texas at 7-1-1 or (800) 735-2989. If you believe you have been discriminated against by TPWD, please contact TPWD or the U.S. Fish and Wildlife Service, Office for Diversity and Workforce Management, 5275 Leesburg Pike, Falls Church, VA 22041.

