

Chapter 1353

H.B. No. 1
General Appropriations Act
Eighty-Sixth Legislature

TABLE OF CONTENTS

RECAPITULATION - ALL ARTICLESix

ARTICLE I - GENERAL GOVERNMENT

Arts, Commission on the..... I-1
 Attorney General, Office of the I-3
 Bond Review Board..... I-12
 Cancer Prevention and Research Institute of Texas..... I-14
 Comptroller of Public Accounts I-17
 Fiscal Programs - Comptroller of Public Accounts I-23
 Informational Listing of Funds Appropriated to the Comptroller for Social Security BRP I-29
 Emergency Communications, Commission on State..... I-30
 Emergency Services Retirement System, Texas..... I-32
 Employees Retirement System I-34
 Ethics Commission, Texas..... I-38
 Facilities Commission..... I-40
 Finance Authority, Public I-47
 Governor, Office of the..... I-52
 Trusteed Programs within the Office of the Governor..... I-53
 Historical Commission..... I-62
 Information Resources, Department of..... I-68
 Library & Archives Commission..... I-76
 Pension Review Board..... I-80
 Preservation Board..... I-81
 Risk Management, State Office of..... I-85
 Secretary of State I-87
 Veterans Commission I-91
 Retirement and Group Insurance I-95
 Social Security and Benefit Replacement Pay..... I-95
 Bond Debt Service Payments..... I-96
 Lease Payments..... I-96
 Recapitulation - Article I - General Revenue..... I-97
 Recapitulation - Article I - General Revenue - Dedicated I-98
 Recapitulation - Article I - Federal Funds I-99
 Recapitulation - Article I - Other Funds I-100
 Recapitulation - Article I - All Funds I-101

ARTICLE II - HEALTH AND HUMAN SERVICES

Family and Protective Services, Department of..... II-1
 State Health Services, Department of..... II-20
 Health and Human Services Commission..... II-35
 Retirement and Group Insurance II-104
 Social Security and Benefit Replacement Pay..... II-105
 Bond Debt Service Payments..... II-105
 Lease Payments..... II-106
 Special Provisions Relating to All Health and Human Services Agencies..... II-106
 Recapitulation - Article II - General Revenue II-119
 Recapitulation - Article II - General Revenue - Dedicated..... II-120
 Recapitulation - Article II - Federal Funds II-121
 Recapitulation - Article II - Other Funds II-122
 Recapitulation - Article II - All Funds II-123

ARTICLE III - EDUCATION

Education Agency, Texas III-1
 Blind and Visually Impaired, School for the III-26
 Deaf, School for the III-29
 Special Provisions for the School for the Blind and Visually Impaired /
 School for the Deaf..... III-33
 Teacher Retirement System III-34
 Optional Retirement Program III-39
 Group Insurance Contributions, Higher Education Employees III-42
 Higher Education Coordinating Board III-46
 Higher Education Fund..... III-63
 The University of Texas System Administration..... III-63
 Available University Fund..... III-65
 Available National Research University Fund..... III-68
 Support for Military and Veterans Exemptions III-69

TABLE OF CONTENTS
(Continued)

The University of Texas at Arlington	III-70
The University of Texas at Austin	III-73
The University of Texas at Dallas.....	III-77
The University of Texas at El Paso.....	III-79
The University of Texas at Rio Grande Valley.....	III-82
The University of Texas of the Permian Basin	III-85
The University of Texas at San Antonio.....	III-88
The University of Texas at Tyler	III-90
Texas A&M University System Administrative and General Offices.....	III-92
Texas A&M University.....	III-92
Texas A&M University at Galveston.....	III-94
Prairie View A&M University.....	III-96
Tarleton State University	III-99
Texas A&M University – Central Texas	III-102
Texas A&M University - Corpus Christi.....	III-104
Texas A&M University - Kingsville.....	III-106
Texas A&M University – San Antonio.....	III-108
Texas A&M International University	III-110
West Texas A&M University	III-112
Texas A&M University - Commerce.....	III-114
Texas A&M University - Texarkana	III-117
University of Houston System Administration.....	III-119
University of Houston.....	III-121
University of Houston - Clear Lake.....	III-123
University of Houston - Downtown.....	III-125
University of Houston - Victoria	III-127
Midwestern State University.....	III-129
University of North Texas System Administration.....	III-131
University of North Texas	III-132
University of North Texas at Dallas	III-135
Stephen F. Austin State University.....	III-137
Texas Southern University.....	III-139
Texas Tech University System Administration	III-142
Texas Tech University	III-143
Angelo State University	III-145
Texas Woman’s University.....	III-147
Texas State University System	III-149
Lamar University	III-151
Lamar Institute of Technology.....	III-153
Lamar State College - Orange.....	III-155
Lamar State College - Port Arthur	III-156
Sam Houston State University	III-158
Texas State University	III-161
Sul Ross State University.....	III-163
Sul Ross State University Rio Grande College.....	III-165
The University of Texas Southwestern Medical Center	III-167
The University of Texas Medical Branch at Galveston.....	III-169
The University of Texas Health Science Center at Houston.....	III-173
The University of Texas Health Science Center at San Antonio	III-178
The University of Texas Rio Grande Valley School of Medicine.....	III-181
The University of Texas M. D. Anderson Cancer Center.....	III-184
The University of Texas Health Center at Tyler.....	III-187
Texas A&M University System Health Science Center	III-190
University of North Texas Health Science Center at Fort Worth	III-195
Texas Tech University Health Sciences Center.....	III-198
Texas Tech University Health Sciences Center at El Paso	III-202
Public Community/Junior Colleges	III-206
Texas State Technical College System Administration.....	III-216
Texas State Technical College - Harlingen.....	III-217
Texas State Technical College - West Texas.....	III-219
Texas State Technical College - Marshall	III-221
Texas State Technical College - Waco	III-222
Texas State Technical College – Fort Bend.....	III-224
Texas State Technical College – North Texas	III-225
Special Provisions Relating Only to Components of Texas State Technical College	III-227
Texas A&M Agrilife Research	III-229
Texas A&M Agrilife Extension Service.....	III-232
Texas A&M Engineering Experiment Station.....	III-235
Texas A&M Transportation Institute.....	III-237
Texas A&M Engineering Extension Service	III-239
Texas A&M Forest Service	III-241
Texas A&M Veterinary Medical Diagnostic Laboratory	III-244

TABLE OF CONTENTS
(Continued)

Retirement and Group Insurance	III-246
Social Security and Benefit Replacement Pay	III-247
Bond Debt Service Payments.....	III-248
Lease Payments.....	III-248
Special Provisions Relating Only to State Agencies of Higher Education	III-248
Recapitulation - Article III - General Revenue	III-272
Recapitulation - Article III - General Revenue - Dedicated	III-274
Recapitulation - Article III - Federal Funds.....	III-276
Recapitulation - Article III - Other Funds.....	III-277
Recapitulation - Article III - All Funds.....	III-279

ARTICLE IV - THE JUDICIARY

Supreme Court of Texas	IV-1
Court of Criminal Appeals.....	IV-3
First Court of Appeals District, Houston	IV-6
Second Court of Appeals District, Fort Worth	IV-7
Third Court of Appeals District, Austin.....	IV-8
Fourth Court of Appeals District, San Antonio	IV-9
Fifth Court of Appeals District, Dallas	IV-11
Sixth Court of Appeals District, Texarkana.....	IV-12
Seventh Court of Appeals District, Amarillo.....	IV-13
Eighth Court of Appeals District, El Paso	IV-14
Ninth Court of Appeals District, Beaumont.....	IV-15
Tenth Court of Appeals District, Waco	IV-16
Eleventh Court of Appeals District, Eastland	IV-17
Twelfth Court of Appeals District, Tyler.....	IV-18
Thirteenth Court of Appeals District, Corpus Christi - Edinburg.....	IV-19
Fourteenth Court of Appeals District, Houston	IV-20
Office of Court Administration, Texas Judicial Council	IV-21
Office of Capital Writs.....	IV-26
State Prosecuting Attorney, Office of the	IV-27
State Law Library	IV-29
Commission on Judicial Conduct, State	IV-30
Judiciary Section, Comptroller's Department.....	IV-31
Retirement and Group Insurance	IV-35
Social Security and Benefit Replacement Pay	IV-35
Lease Payments.....	IV-36
Special Provisions - Judiciary.....	IV-36
Recapitulation - Article IV - General Revenue.....	IV-38
Recapitulation - Article IV - General Revenue - Dedicated	IV-39
Recapitulation - Article IV - Federal Funds.....	IV-40
Recapitulation - Article IV - Other Funds	IV-41
Recapitulation - Article IV - All Funds	IV-42

ARTICLE V - PUBLIC SAFETY AND CRIMINAL JUSTICE

Alcoholic Beverage Commission.....	V-1
Criminal Justice, Department of	V-5
Fire Protection, Commission on.....	V-22
Jail Standards, Commission on	V-23
Juvenile Justice Department.....	V-25
Law Enforcement, Commission on.....	V-36
Military Department.....	V-39
Public Safety, Department of.....	V-45
Retirement and Group Insurance	V-58
Social Security and Benefit Replacement Pay	V-59
Bond Debt Service Payments.....	V-59
Lease Payments.....	V-59
Recapitulation - Article V - General Revenue.....	V-61
Recapitulation - Article V - General Revenue - Dedicated.....	V-62
Recapitulation - Article V - Federal Funds.....	V-63
Recapitulation - Article V - Other Funds.....	V-64
Recapitulation - Article V - All Funds.....	V-65

ARTICLE VI - NATURAL RESOURCES

Agriculture, Department of.....	VI-1
Animal Health Commission.....	VI-11
Commission on Environmental Quality.....	VI-14
General Land Office and Veterans' Land Board	VI-24
Low-Level Radioactive Waste Disposal Compact Commission	VI-31

TABLE OF CONTENTS
(Continued)

Parks and Wildlife Department.....	VI-32
Railroad Commission.....	VI-45
Soil and Water Conservation Board.....	VI-50
Water Development Board	VI-52
Retirement and Group Insurance	VI-60
Social Security and Benefit Replacement Pay	VI-60
Bond Debt Service Payments.....	VI-61
Lease Payments.....	VI-61
Recapitulation - Article VI - General Revenue.....	VI-62
Recapitulation - Article VI - General Revenue - Dedicated	VI-63
Recapitulation - Article VI - Federal Funds.....	VI-64
Recapitulation - Article VI - Other Funds	VI-65
Recapitulation - Article VI - All Funds	VI-66

ARTICLE VII - BUSINESS AND ECONOMIC DEVELOPMENT

Housing and Community Affairs, Department of.....	VII-1
Lottery Commission, Texas	VII-7
Motor Vehicles, Department of	VII-11
Transportation, Department of.....	VII-15
Workforce Commission, Texas.....	VII-31
Reimbursements to the Unemployment Compensation Benefit Account.....	VII-44
Retirement and Group Insurance	VII-45
Social Security and Benefit Replacement Pay	VII-45
Bond Debt Service Payments.....	VII-46
Lease Payments.....	VII-46
Recapitulation - Article VII - General Revenue	VII-47
Recapitulation - Article VII - General Revenue - Dedicated.....	VII-48
Recapitulation - Article VII - Federal Funds	VII-49
Recapitulation - Article VII - Other Funds	VII-50
Recapitulation - Article VII - All Funds	VII-51

ARTICLE VIII - REGULATORY

Administrative Hearings, State Office of.....	VIII-1
Chiropractic Examiners, Board of	VIII-4
Dental Examiners, Texas State Board of	VIII-5
Funeral Service Commission	VIII-8
Geoscientists, Board of Professional	VIII-9
Health Professions Council.....	VIII-11
Injured Employee Counsel, Office of	VIII-13
Insurance, Department of.....	VIII-14
Insurance Counsel, Office of Public	VIII-22
Land Surveying, Board of Professional	VIII-23
Licensing and Regulation, Department of	VIII-24
Texas Medical Board	VIII-30
Nursing, Texas Board of.....	VIII-33
Optometry Board	VIII-36
Pharmacy, Board of	VIII-37
Physical Therapy & Occupational Therapy Examiners, Executive Council of	VIII-40
Plumbing Examiners, Board of.....	VIII-41
Psychologists, Board of Examiners of	VIII-43
Racing Commission	VIII-45
Securities Board.....	VIII-50
Utility Commission of Texas, Public.....	VIII-52
Utility Counsel, Office of Public	VIII-55
Veterinary Medical Examiners, Board of	VIII-56
Retirement and Group Insurance	VIII-58
Social Security and Benefit Replacement Pay	VIII-58
Lease Payments.....	VIII-59
Special Provisions Relating to All Regulatory Agencies.....	VIII-59
Recapitulation - Article VIII - General Revenue	VIII-64
Recapitulation - Article VIII - General Revenue - Dedicated.....	VIII-65
Recapitulation - Article VIII - Federal Funds.....	VIII-66
Recapitulation - Article VIII - Other Funds.....	VIII-67
Recapitulation - Article VIII - All Funds.....	VIII-68

ARTICLE IX - GENERAL PROVISIONS

LEGISLATIVE INTENT	IX-1
Sec. 1.01. Limitations	IX-1

TABLE OF CONTENTS
(Continued)

PROVISIONS RELATING TO THE POSITION CLASSIFICATION PLAN	IX-1
Sec. 2.01. Position Classification Plan.....	IX-1
Classified Positions for the 2020-21 Biennium.....	IX-1
Schedule A Classification Salary Schedule	IX-18
Schedule B Classification Salary Schedule.....	IX-18
Schedule C Classification Salary Schedule.....	IX-19
SALARY ADMINISTRATION AND OTHER EMPLOYMENT PROVISIONS	IX-19
Sec. 3.01. Salary Rates.....	IX-19
Sec. 3.02. Salary Supplementation	IX-19
Sec. 3.03. Salary Limits	IX-19
Sec. 3.04. Scheduled Exempt Positions.	IX-19
Sec. 3.05. Evening, Night, Weekend Shift Pay: Registered Nurses and Licensed Vocational Nurses	IX-22
Sec. 3.06. Recruitment and Retention Bonuses	IX-22
Sec. 3.07. Equity Adjustments.....	IX-22
Sec. 3.08. Classification Study on Scheduled Exempt Positions.....	IX-22
Sec. 3.09. Method of Salary Payments	IX-22
Sec. 3.10. Exception - Contracts Less than 12 Months.....	IX-22
Sec. 3.11. Exceptions for Certain Employees.....	IX-22
Sec. 3.12. Exceptions for Salary Schedule C.....	IX-23
Sec. 3.13. Matching Retirement and Certain Insurance.....	IX-23
GRANT-MAKING PROVISIONS.....	IX-23
Sec. 4.01. Grant Restriction	IX-23
Sec. 4.02. Grants	IX-23
Sec. 4.03. Grants for Political Polling Prohibited.....	IX-24
Sec. 4.04. Limitation on Grants to Units of Local Government	IX-24
TRAVEL REGULATIONS.....	IX-24
Sec. 5.01. Travel Definitions.	IX-24
Sec. 5.02. General Travel Provisions.....	IX-24
Sec. 5.03. Transportation Expenses in Personally Owned or Leased Motor Vehicles	IX-24
Sec. 5.04. Transportation in Personally Owned or Leased Aircraft.....	IX-24
Sec. 5.05. Travel Meals and Lodging Expenses	IX-25
Sec. 5.06. Special Provisions Regarding Travel Expenses.....	IX-25
Sec. 5.07. Travel and Per Diem of Board or Commission Members.....	IX-25
Sec. 5.08. Travel of Advisory Committee Members	IX-25
GENERAL LIMITATIONS ON EXPENDITURES.....	IX-26
Sec. 6.01. Unexpended Balance.....	IX-26
Sec. 6.02. Interpretation of Estimates	IX-26
Sec. 6.03. Excess Obligations Prohibited	IX-26
Sec. 6.04. Interpretation of Legislative Intent.....	IX-27
Sec. 6.05. Comptroller's Duty to Pay	IX-27
Sec. 6.06. Last Quarter Expenditures.....	IX-27
Sec. 6.07. Employee Benefit and Debt Service Items	IX-27
Sec. 6.08. Benefits Paid Proportional by Method of Finance	IX-27
Sec. 6.09. Appropriations from Special Funds	IX-28
Sec. 6.10. Limitation on State Employment Levels.....	IX-28
Sec. 6.11. Purchases of Postage	IX-30
Sec. 6.12. Expenditures for State-Federal Relations.....	IX-31
Sec. 6.13. Performance Standards.....	IX-31
Sec. 6.14. Bookkeeping Entries	IX-31
Sec. 6.15. Accounting for State Expenditures	IX-31
Sec. 6.16. Fee Increase Notification	IX-32
Sec. 6.17. Consolidated Funds.....	IX-32
Sec. 6.18. Demographic and Statistical Studies.....	IX-32
Sec. 6.19. Cost Allocations	IX-32
Sec. 6.20. Use of Appropriations to Contract for Audits.....	IX-32
Sec. 6.21. Limitations on Use of Appropriated Funds.....	IX-33
Sec. 6.22. Informational Items.....	IX-33
Sec. 6.23. Appropriations from State Tax Revenue.....	IX-33
Sec. 6.24. Notification Requirement for Certain RESTORE Act Funds	IX-33
Sec. 6.25. Limitation on Abortion Funding.....	IX-33
REPORTING REQUIREMENTS	IX-33
Sec. 7.01. Budgeting and Reporting	IX-33
Sec. 7.02. Annual Reports and Inventories.....	IX-34
Sec. 7.03. Notification to Members of the Legislature	IX-35
Sec. 7.04. Contract Notification: Amounts Greater than \$50,000	IX-35
Sec. 7.05. Reports and References.....	IX-36

TABLE OF CONTENTS
(Continued)

Sec. 7.06. Internal Assessments on Utilization of Historically Underutilized Businesses	IX-36
Sec. 7.07. Historically Underutilized Business Policy Compliance	IX-36
Sec. 7.08. Reporting of Historically Underutilized Business (HUB) Key Measures	IX-37
Sec. 7.09. Fraud Reporting	IX-37
Sec. 7.10. Reporting Requirement for Deepwater Horizon Oil Spill Funds.....	IX-37
Sec. 7.11. Border Security	IX-38
Sec. 7.12. Notification of Certain Purchases or Contract Awards, Amendments, and Extensions	IX-38
Sec. 7.13. Document Production Standards.....	IX-40
OTHER APPROPRIATION AUTHORITY	IX-40
Sec. 8.01. Acceptance of Gifts of Money	IX-40
Sec. 8.02. Reimbursements and Payments.....	IX-41
Sec. 8.03. Surplus Property	IX-42
Sec. 8.04. Refunds of Deposits	IX-42
Sec. 8.05. Vending Machines	IX-42
Sec. 8.06. Pay Station Telephones	IX-42
Sec. 8.07. Appropriation of Collections for Seminars and Conferences	IX-42
Sec. 8.08. Appropriation of Bond Proceeds.....	IX-43
Sec. 8.09. CMIA Interest and Other Federal Payments	IX-43
Sec. 8.10. Appropriation of Receipts: Credit, Charge, Debit Card, or Electronic Cost Recovery Service Fees.....	IX-43
Sec. 8.11. Employee Meal Authorization	IX-43
Sec. 8.12. Bank Fees and Charges	IX-43
Sec. 8.13. Appropriation of Specialty License Plate Receipts.....	IX-43
Sec. 8.14. Cost Recovery of Application or Testing Fees	IX-44
Sec. 8.15. Cost Recovery of Fees	IX-44
INFORMATION RESOURCES PROVISIONS	IX-44
Sec. 9.01. Purchases of Information Resources Technologies.....	IX-44
Sec. 9.02. Quality Assurance Review of Major Information Resources Projects.....	IX-45
Sec. 9.03. Biennial Operating Plan and Information Resources Strategic Plan Approval.....	IX-46
Sec. 9.04. Information Technology Replacement.....	IX-47
Sec. 9.05. Texas.gov Project: Occupational Licenses.....	IX-47
Sec. 9.06. Texas.gov Project: Cost Recovery Fees.....	IX-47
Sec. 9.07. Server Consolidation Status Update.....	IX-48
Sec. 9.08. Prioritization of Cybersecurity and Legacy System Projects.....	IX-48
Sec. 9.09. Surplus Information Technology Hardware.....	IX-48
Sec. 9.10. Centralized Accounting and Payroll/Personnel System Deployments.....	IX-48
Sec. 9.11. Staff Telecommunications Survey and Analysis	IX-49
Sec. 9.12. Assignment of Contract Responsibility.....	IX-49
Sec. 9.13. Report on Monitoring Assessments by State Auditor	IX-51
HEALTH-RELATED PROVISIONS.....	IX-52
Sec. 10.01. Full Application for Health Coverage	IX-52
Sec. 10.02. Appropriation of Disproportionate Share Hospital Payments to State-Owned Hospitals.....	IX-52
Sec. 10.03. Informational Listing on Use of Tobacco Settlement Receipts	IX-52
Sec. 10.04. Statewide Behavioral Health Strategic Plan and Coordinated Expenditures.....	IX-54
Sec. 10.05. Funding for Autism Services.....	IX-57
Sec. 10.06. Cross-Agency Coordination on Healthcare Strategies and Measures.....	IX-57
PROVISIONS RELATED TO REAL PROPERTY	IX-58
Sec. 11.01. Limitation on Use of Funds for Personal Residences	IX-58
Sec. 11.02. Reporting Related to State Owned Housing	IX-58
Sec. 11.03. Statewide Capital Planning	IX-58
Sec. 11.04. Efficient Use of State Owned and Leased Space	IX-59
Sec. 11.05. State Agency Emergency Leases	IX-59
Sec. 11.06. Prepayment of Annual Lease Costs.....	IX-60
Sec. 11.07. Efficient Use of State Property to House State Facilities.....	IX-60
PROVISIONS RELATED TO PROPERTY	IX-60
Sec. 12.01. Aircraft	IX-60
Sec. 12.02. Publication or Sale of Printed, Recorded, or Electronically Produced Matter or Records.....	IX-61
Sec. 12.03. Limitation on Expenditures for Purchases and Conversions of Alternative Fuel Vehicles.....	IX-61
Sec. 12.04. Transfer of Master Lease Purchase Program Payments	IX-61
Sec. 12.05. Vehicle Fleet Maintenance and Repair	IX-62

TABLE OF CONTENTS
(Continued)

FEDERAL FUNDS	IX-62
Sec. 13.01. Federal Funds/Block Grants.....	IX-62
Sec. 13.02. Report of Additional Funding	IX-62
Sec. 13.03. Report of Expanded Operational Capacity.....	IX-62
Sec. 13.04. Reports to Comptroller.....	IX-63
Sec. 13.05. Deposit and Expenditure Limitations.....	IX-63
Sec. 13.06. Reimbursements from Federal Funds.....	IX-63
Sec. 13.07. Limitations on Classified Positions.....	IX-63
Sec. 13.08. Funding Reductions.....	IX-63
Sec. 13.09. Unexpended Balances	IX-63
Sec. 13.10. Temporary Assistance for Needy Families (TANF), Social Services Block Grant (SSBG), or Child Care and Development Block Grant (CCDBG)	IX-63
Sec. 13.11. Definition, Appropriation, Reporting and Audit of Earned Federal Funds.....	IX-64
Sec. 13.12. Reporting of Federal Homeland Security Funding	IX-66
AGENCY DISCRETIONARY TRANSFER PROVISIONS	IX-66
Sec. 14.01. Appropriation Transfers	IX-66
Sec. 14.02. Transfers for Contract Services.....	IX-66
Sec. 14.03. Transfers – Capital Budget.....	IX-66
Sec. 14.04. Disaster Related Transfer Authority.....	IX-69
Sec. 14.05. Unexpended Balance Authority Between Fiscal Years within the Same Biennium	IX-70
AGENCY NON-DISCRETIONARY TRANSFER PROVISIONS.....	IX-70
Sec. 15.01. Reimbursements for Unemployment Benefits	IX-70
Sec. 15.02. Payments to the State Office of Risk Management (SORM).....	IX-71
Sec. 15.03. Contingency Appropriation Reduction	IX-72
Sec. 15.04. Appropriation Transfers: Billings for Statewide Allocated Costs.....	IX-73
LEGAL REPRESENTATION AND JUDGMENTS PROVISIONS.....	IX-73
Sec. 16.01. Court Representation and Outside Legal Counsel.....	IX-73
Sec. 16.02. Contingent Fee Contract for Legal Services	IX-75
Sec. 16.03. Proceeds of Litigation	IX-75
Sec. 16.04. Judgments and Settlements	IX-75
Sec. 16.05. Incidents Report: State Supported Living Centers and State Hospitals.....	IX-77
Sec. 16.06. Professional Legal Services.....	IX-77
MISCELLANEOUS PROVISIONS.....	IX-77
Sec. 17.01. Contingency Rider.....	IX-77
Sec. 17.02. Limitation on Substitution of General Obligation Bond Funded Projects.....	IX-77
Sec. 17.03. Payroll Contribution for Group Health Insurance.....	IX-78
Sec. 17.04. Veterans Services at Other State Agencies	IX-78
Sec. 17.05. Agency Coordination for Youth Prevention and Intervention Services.....	IX-78
Sec. 17.06. Additional Payroll Contribution for Retirement Contribution	IX-79
Sec. 17.07. Border Security	IX-79
Sec. 17.08. Use of Sporting Goods Sales Tax Transfer to the General Revenue – Dedicated State Parks Account No. 64.....	IX-80
Sec. 17.09. Reporting Requirement for Funds Held Outside the Treasury.....	IX-80
Sec. 17.10. Contract Management and Oversight.....	IX-81
Sec. 17.11. Energy Efficiency Savings for State Facilities.....	IX-83
Sec. 17.12. Human Trafficking Prevention Coordinating Council	IX-83
Sec. 17.13. Reports on Interagency Contracts	IX-84
Sec. 17.14. Realtime Captioning of Open Meetings.....	IX-85
Sec. 17.15. Informational Listing of Program Funding	IX-85
CONTINGENCY AND OTHER PROVISIONS	IX-86
Recapitulation – Article IX – General Provisions – General Revenue.....	IX-114
Recapitulation – Article IX – General Provisions – General Revenue – Dedicated.....	IX-115
Recapitulation – Article IX – General Provisions – Federal Funds.....	IX-116
Recapitulation – Article IX – General Provisions – Other Funds.....	IX-117
Recapitulation – Article IX – General Provisions – All Funds.....	IX-118
CONTINGENCY PROVISIONS: ARTICLE AND AGENCY INDEX.....	IX-119

TABLE OF CONTENTS
(Continued)

ARTICLE X - THE LEGISLATURE

Senate.....	X-1
House of Representatives.....	X-2
Legislative Council.....	X-4
Uniform State Laws, Commission on.....	X-5
State Auditor's Office.....	X-5
Legislative Reference Library.....	X-7
Retirement and Group Insurance.....	X-8
Social Security and Benefit Replacement Pay.....	X-8
Lease Payments.....	X-9
Special Provisions Relating to the Legislature.....	X-9
Recapitulation - Article X - General Revenue.....	X-10
Recapitulation - Article X - Other Funds.....	X-11
Recapitulation - Article X - All Funds.....	X-12

ARTICLE XI – SAVINGS CLAUSE	XI-1
--	-------------

ARTICLE XII – EMERGENCY CLAUSE.....	XI-1
--	-------------

**RECAPITULATION - ALL ARTICLES
(General Revenue)**

	For the Years Ending	
	August 31, 2020	August 31, 2021
	<u>2020</u>	<u>2021</u>
ARTICLE I - General Government	\$ 2,253,564,378	\$ 1,752,959,415
ARTICLE II - Health and Human Services	16,820,025,502	16,908,684,162
ARTICLE III - Agencies of Education	28,030,375,702	26,478,832,645
ARTICLE IV - The Judiciary	270,183,290	257,415,898
ARTICLE V - Public Safety and Criminal Justice	6,073,750,959	6,012,775,357
ARTICLE VI - Natural Resources	527,218,365	490,090,515
ARTICLE VII - Business and Economic Development	246,173,538	244,677,972
ARTICLE VIII - Regulatory	181,675,058	181,771,843
ARTICLE IX - General Provisions	5,554,052,529	6,183,118,303
ARTICLE X - The Legislature	<u>193,005,280</u>	<u>198,868,006</u>
 GRAND TOTAL, General Revenue	 <u>\$ 60,150,024,601</u>	 <u>\$ 58,709,194,116</u>

**RECAPITULATION - ALL ARTICLES
(General Revenue-Dedicated)**

	For the Years Ending	
	August 31, 2020	August 31, 2021
	<u>2020</u>	<u>2021</u>
ARTICLE I - General Government	\$ 353,231,316	\$ 228,564,438
ARTICLE II - Health and Human Services	264,736,427	263,102,739
ARTICLE III - Agencies of Education	1,358,850,036	1,361,120,790
ARTICLE IV - The Judiciary	113,128,171	84,108,273
ARTICLE V - Public Safety and Criminal Justice	17,887,434	18,006,383
ARTICLE VI - Natural Resources	659,942,884	636,219,375
ARTICLE VII - Business and Economic Development	290,762,916	286,894,203
ARTICLE VIII - Regulatory	120,198,845	119,377,825
ARTICLE IX - General Provisions	3,403,339	10,093,295
ARTICLE X - The Legislature	<u>0</u>	<u>0</u>
 GRAND TOTAL, General Revenue-Dedicated	 <u>\$ 3,182,141,368</u>	 <u>\$ 3,007,487,321</u>

**RECAPITULATION - ALL ARTICLES
(Federal Funds)**

	For the Years Ending	
	August 31, 2020	August 31, 2021
	<u>2020</u>	<u>2021</u>
ARTICLE I - General Government	\$ 723,814,112	\$ 652,957,871
ARTICLE II - Health and Human Services	23,971,869,016	24,812,952,790
ARTICLE III - Agencies of Education	5,483,695,072	5,536,868,765
ARTICLE IV - The Judiciary	1,772,335	1,772,336
ARTICLE V - Public Safety and Criminal Justice	1,556,124,272	2,206,605,591
ARTICLE VI - Natural Resources	3,145,857,663	3,161,893,495
ARTICLE VII - Business and Economic Development	7,710,645,465	7,463,533,527
ARTICLE VIII - Regulatory	5,500,976	5,550,513
ARTICLE IX - General Provisions	(1,515,170)	(1,420,890)
ARTICLE X - The Legislature	<u>0</u>	<u>0</u>
 GRAND TOTAL, Federal Funds	 <u>\$ 42,597,763,741</u>	 <u>\$ 43,840,713,998</u>

**RECAPITULATION - ALL ARTICLES
(Other Funds)***

	For the Years Ending	
	August 31, 2020	August 31, 2021
	<u>2020</u>	<u>2021</u>
ARTICLE I - General Government	\$ 1,005,791,142	\$ 459,115,949
ARTICLE II - Health and Human Services	765,405,117	561,914,300
ARTICLE III - Agencies of Education	6,984,434,082	7,772,662,219
ARTICLE IV - The Judiciary	81,975,965	81,979,862
ARTICLE V - Public Safety and Criminal Justice	89,983,819	65,147,376
ARTICLE VI - Natural Resources	243,942,846	147,849,812
ARTICLE VII - Business and Economic Development	10,834,090,274	9,980,345,877
ARTICLE VIII - Regulatory	16,659,451	16,659,451
ARTICLE IX - General Provisions	17,521,359	39,127,834
ARTICLE X - The Legislature	<u>101,425</u>	<u>101,425</u>
 GRAND TOTAL, Other Funds	 <u>\$ 20,039,905,480</u>	 <u>\$ 19,124,904,105</u>

* Excludes interagency contracts

**RECAPITULATION - ALL ARTICLES
(All Funds)***

	For the Years Ending	
	August 31, 2020	August 31, 2021
	<u>2020</u>	<u>2021</u>
ARTICLE I - General Government	\$ 4,336,400,948	\$ 3,093,597,673
ARTICLE II - Health and Human Services	41,822,036,062	42,546,653,991
ARTICLE III - Agencies of Education	41,857,354,892	41,149,484,419
ARTICLE IV - The Judiciary	467,059,761	425,276,369
ARTICLE V - Public Safety and Criminal Justice	7,737,746,484	8,302,534,707
ARTICLE VI - Natural Resources	4,576,961,758	4,436,053,197
ARTICLE VII - Business and Economic Development	19,081,672,193	17,975,451,579
ARTICLE VIII - Regulatory	324,034,330	323,359,632
ARTICLE IX - General Provisions	5,573,462,057	6,230,918,542
ARTICLE X - The Legislature	<u>193,106,705</u>	<u>198,969,431</u>
 GRAND TOTAL, All Funds	 <u>\$ 125,969,835,190</u>	 <u>\$ 124,682,299,540</u>
 Number of Full-Time-Equivalents (FTE) - Appropriated Funds	 218,279.1	 218,147.2

* Excludes interagency contracts

AN ACT

appropriating money for the support of the Judicial, Executive, and Legislative Branches of the State government, for the construction of State buildings, and for State aid to public junior colleges, for the period beginning September 1, 2019 and ending August 31, 2021; authorizing and prescribing conditions, limitations, rules, and procedures for allocating and expending the appropriated funds; and declaring an emergency.

BE IT ENACTED BY THE LEGISLATURE OF THE STATE OF TEXAS:

ARTICLE I

GENERAL GOVERNMENT

Sec. 1. The several sums of money herein specified, or so much thereby as may be necessary, are appropriated out of any funds in the State Treasury not otherwise appropriated, or out of special funds as indicated, for the support, maintenance, or improvement of the designated agencies of general government.

COMMISSION ON THE ARTS

	For the Years Ending	
	August 31, 2020	August 31, 2021
Method of Financing:		
General Revenue Fund	\$ 15,164,288	\$ 10,214,288
GR Dedicated - Commission on the Arts Operating Account No. 334	\$ 250	\$ 250
Federal Funds	\$ 976,500	\$ 976,500
<u>Other Funds</u>		
Appropriated Receipts	\$ 152,000	\$ 152,000
License Plate Trust Fund Account No. 0802, estimated	<u>150,000</u>	<u>150,000</u>
Subtotal, Other Funds	<u>\$ 302,000</u>	<u>\$ 302,000</u>
Total, Method of Financing	<u>\$ 16,443,038</u>	<u>\$ 11,493,038</u>
This bill pattern represents an estimated 100% of this agency's estimated total available funds for the biennium.		
Number of Full-Time-Equivalents (FTE):	14.0	14.0
Schedule of Exempt Positions:		
Executive Director, Group 3	\$129,927	\$129,927
Items of Appropriation:		
A. Goal: ARTS AND CULTURAL GRANTS		
Provide and Support Arts and Cultural Grants.		
A.1.1. Strategy: ARTS ORGANIZATION GRANTS	\$ 8,966,850	\$ 3,966,851
A.1.2. Strategy: ARTS EDUCATION GRANTS	711,488	711,487
A.1.3. Strategy: CULTURAL TOURISM GRANTS	5,670,000	5,670,000
A.1.4. Strategy: DIRECT ADMINISTRATION OF GRANTS	<u>624,761</u>	<u>674,761</u>
Total, Goal A: ARTS AND CULTURAL GRANTS	\$ 15,973,099	\$ 11,023,099
B. Goal: INDIRECT ADMINISTRATION		
B.1.1. Strategy: CENTRAL ADMINISTRATION	\$ 348,639	\$ 348,639
B.1.2. Strategy: INFORMATION RESOURCES	<u>121,300</u>	<u>121,300</u>
Total, Goal B: INDIRECT ADMINISTRATION	<u>\$ 469,939</u>	<u>\$ 469,939</u>
Grand Total, COMMISSION ON THE ARTS	<u>\$ 16,443,038</u>	<u>\$ 11,493,038</u>

COMMISSION ON THE ARTS
(Continued)

Object-of-Expense Informational Listing:

Salaries and Wages	\$ 883,041	\$ 883,041
Other Personnel Costs	25,160	26,140
Professional Fees and Services	5,050	5,050
Consumable Supplies	5,000	5,000
Utilities	7,200	7,200
Travel	33,873	33,873
Rent - Building	4,240	4,240
Rent - Machine and Other	6,000	6,000
Other Operating Expense	125,136	174,156
Grants	<u>15,348,338</u>	<u>10,348,338</u>
Total, Object-of-Expense Informational Listing	<u>\$ 16,443,038</u>	<u>\$ 11,493,038</u>

Estimated Allocations for Employee Benefits and Debt Service Appropriations Made Elsewhere in this Act:

Employee Benefits

Retirement	\$ 86,690	\$ 87,124
Group Insurance	157,142	159,418
Social Security	68,786	69,130
Benefits Replacement	<u>751</u>	<u>638</u>

Total, Estimated Allocations for Employee Benefits and Debt Service Appropriations Made Elsewhere in this Act

\$ 313,369 \$ 316,310

1. **Performance Measure Targets.** The following is a listing of the key performance target levels for the Commission on the Arts. It is the intent of the Legislature that appropriations made by this Act be utilized in the most efficient and effective manner possible to achieve the intended mission of the Commission on the Arts. In order to achieve the objectives and service standards established by this Act, the Commission on the Arts shall make every effort to attain the following designated key performance target levels associated with each item of appropriation.

	<u>2020</u>	<u>2021</u>
A. Goal: ARTS AND CULTURAL GRANTS		
Outcome (Results/Impact):		
Percentage of Grant Dollars Provided to Minority Organizations	12%	12%
Percentage of Grant Dollars to Rural Counties	6%	6%
Percentage of Grants Funded for Arts Education	25%	25%
Number of Artists Compensated for TCA Texas Touring Roster Performances	1,500	1,500
Number of Texas Cities in Which Organizations Received TCA Grants	150	150
Number Served by Arts Respond Projects in Education	750,000	750,000
Number Served by Arts Respond Projects in Health & Human Services	77,500	77,500
Number Served by Arts Respond Projects in Public Safety & Criminal Justice	90,000	90,000
A.1.3. Strategy: CULTURAL TOURISM GRANTS		
Output (Volume):		
Number of Grants that Promote Cultural Tourism	157	157

2. **Capital Budget.** None of the funds appropriated above may be expended for capital budget items except as listed below. The amounts shown below shall be expended only for the purposes shown and are not available for expenditures for other purposes.

	<u>2020</u>	<u>2021</u>
a. Centralized Accounting and Payroll/Personnel System (CAPPS)		
(1) Centralized Accounting and Payroll/Personnel System implementation.	<u>\$ 0</u>	<u>\$ 50,000</u>
Total, Capital Budget	<u>\$ 0</u>	<u>\$ 50,000</u>
Method of Financing (Capital Budget):		
General Revenue Fund	<u>\$ 0</u>	<u>\$ 50,000</u>
Total, Method of Financing	<u>\$ 0</u>	<u>\$ 50,000</u>

COMMISSION ON THE ARTS
(Continued)

3. **Unexpended Balances within the Biennium.** Any unexpended balances in appropriations made to Strategy A.1.1, Arts Organization Grants, Strategy A.1.2, Arts Education Grants, and Strategy A.1.3, Cultural Tourism Grants, remaining as of August 31, 2020, are appropriated to the Commission on the Arts for the fiscal year beginning September 1, 2020, for the same purpose.
4. **Limitation on Reimbursements for Commission Meetings.** Notwithstanding Article IX, Part 5, the number of days commissioners are appropriated expenses related to conducting Commission business as provided by Government Code §659.032 is not to exceed six days a fiscal year.
5. **Cultural District Grants.** Funds appropriated above in Strategy A.1.3, Cultural Tourism Grants, include \$5,000,000 in General Revenue in each fiscal year for Cultural District Grants.
6. **Cultural and Performing Arts Center Grant.** Included in Strategy A.1.1, Arts Organization Grants, is \$5,000,000 in General Revenue in fiscal year 2020 to provide a grant to the Flower Mound Cultural Arts Commission to construct a community cultural and performing arts center.

Any unexpended balances of these funds remaining as of August 31, 2020 are appropriated to the Commission on the Arts for the fiscal year beginning September 1, 2020 for the same purpose.

OFFICE OF THE ATTORNEY GENERAL

	For the Years Ending	
	August 31, 2020	August 31, 2021
Method of Financing:		
<u>General Revenue Fund</u>		
General Revenue Fund	\$ 129,761,006	\$ 117,154,615
Child Support Retained Collection Account	120,323,169	108,952,182
Attorney General Debt Collection Receipts	8,300,000	8,300,000
General Revenue - Insurance Companies Maintenance Tax and Insurance Department Fees Account No. 8042	3,411,343	3,411,343
Subtotal, General Revenue Fund	\$ 261,795,518	\$ 237,818,140
<u>General Revenue Fund - Dedicated</u>		
Compensation to Victims of Crime Account No. 469	\$ 70,659,952	\$ 70,667,258
Compensation to Victims of Crime Auxiliary Account No. 494	161,349	161,349
AG Law Enforcement Account No. 5006	308,431	308,431
Sexual Assault Program Account No. 5010	10,188,546	10,188,546
Subtotal, General Revenue Fund - Dedicated	\$ 81,318,278	\$ 81,325,584
Federal Funds	\$ 302,471,876	\$ 236,852,107
<u>Other Funds</u>		
Interagency Contracts - Criminal Justice Grants	\$ 951,333	\$ 951,334
Appropriated Receipts	42,560,900	33,770,328
Interagency Contracts	39,968,007	39,971,875
License Plate Trust Fund Account No. 0802, estimated	31,000	31,000
Subtotal, Other Funds	\$ 83,511,240	\$ 74,724,537
Total, Method of Financing	\$ 729,096,912	\$ 630,720,368

This bill pattern represents an estimated 100% of this agency's estimated total available funds for the biennium.

Number of Full-Time-Equivalents (FTE):	4,219.4	4,225.4
Schedule of Exempt Positions:		
Attorney General, Group 6	\$153,750	\$153,750

OFFICE OF THE ATTORNEY GENERAL
(Continued)

Items of Appropriation:

A. Goal: PROVIDE LEGAL SERVICES

Provide General Legal Services to the State and Authorized Entities.

A.1.1. Strategy: LEGAL SERVICES	\$ 117,133,838	\$ 119,412,398
Provide Legal Counsel/Litigation/Alternative Dispute Resolution Svcs.		

B. Goal: ENFORCE CHILD SUPPORT LAW

Enforce State/Federal Child Support Laws.

B.1.1. Strategy: CHILD SUPPORT ENFORCEMENT	\$ 350,721,528	\$ 357,493,977
Establish Paternity/Obligations, Enforce Orders and Distribute Monies.		

B.1.2. Strategy: STATE DISBURSEMENT UNIT	14,375,236	14,375,236
---	------------	------------

Total, Goal B: ENFORCE CHILD SUPPORT LAW	\$ 365,096,764	\$ 371,869,213
---	----------------	----------------

C. Goal: CRIME VICTIMS' SERVICES

Review/Process Applications for Compensation to Crime Victims.

C.1.1. Strategy: CRIME VICTIMS' COMPENSATION	\$ 81,442,767	\$ 81,810,491
Review Claims, Determine Eligibility/State Liability, Pay Correctly.		

C.1.2. Strategy: VICTIMS ASSISTANCE	37,951,313	37,315,007
--	------------	------------

Provide Grants & Contracts for Victims Svcs/Sexual Asslt Victims.		
---	--	--

Total, Goal C: CRIME VICTIMS' SERVICES	\$ 119,394,080	\$ 119,125,498
---	----------------	----------------

D. Goal: REFER MEDICAID CRIMES

Investigate/Refer for Prosecution Fraud/Misconduct Involving Medicaid.

D.1.1. Strategy: MEDICAID INVESTIGATION	\$ 19,587,518	\$ 19,596,220
Conduct Investigation Supporting Prosecution of Alleged Medicaid Crime.		

E. Goal: GENERAL ADMINISTRATION

Administration for OAG.

E.1.1. Strategy: AGENCY IT PROJECTS	\$ 107,171,541	\$ 0
Administer Information Technology Projects across the Agency.		

F. Goal: ADMINISTRATIVE SUPPORT FOR SORM

Provide Administrative Support for the State Office of Risk Management.

F.1.1. Strategy: ADMINISTRATIVE SUPPORT FOR SORM	\$ 713,171	\$ 717,039
Provide Administrative Support to the State Office of Risk Management.		

Grand Total, OFFICE OF THE ATTORNEY GENERAL	\$ 729,096,912	\$ 630,720,368
--	----------------	----------------

Object-of-Expense Informational Listing:

Salaries and Wages	\$ 250,204,400	\$ 253,022,529
Other Personnel Costs	8,242,753	8,245,153
Professional Fees and Services	206,419,865	104,099,169
Fuels and Lubricants	365,315	365,315
Consumable Supplies	1,586,457	1,586,457
Utilities	2,997,254	3,001,994
Travel	4,879,383	4,901,883
Rent - Building	24,103,547	25,603,547
Rent - Machine and Other	1,320,110	1,320,110
Other Operating Expense	174,684,408	175,081,638
Grants	53,285,712	52,599,165
Capital Expenditures	1,007,708	893,408

Total, Object-of-Expense Informational Listing	\$ 729,096,912	\$ 630,720,368
---	----------------	----------------

Estimated Allocations for Employee Benefits and Debt Service Appropriations Made Elsewhere in this Act:

Employee Benefits

Retirement	\$ 21,825,879	\$ 21,935,008
Group Insurance	48,330,906	49,021,604

OFFICE OF THE ATTORNEY GENERAL
(Continued)

Social Security	17,414,719	17,501,792
Benefits Replacement	342,371	291,015
Subtotal, Employee Benefits	\$ 87,913,875	\$ 88,749,419
<u>Debt Service</u>		
Lease Payments	\$ 346,932	\$ 240,539
Total, Estimated Allocations for Employee Benefits and Debt Service Appropriations Made Elsewhere in this Act	\$ 88,260,807	\$ 88,989,958

1. Performance Measure Targets. The following is a listing of the key performance target levels for the Office of the Attorney General. It is the intent of the Legislature that appropriations made by this Act be utilized in the most efficient and effective manner possible to achieve the intended mission of the Office of the Attorney General. In order to achieve the objectives and service standards established by this Act, the Office of the Attorney General shall make every effort to attain the following designated key performance target levels associated with each item of appropriation.

	2020	2021
A. Goal: PROVIDE LEGAL SERVICES		
Outcome (Results/Impact):		
Delinquent State Revenue Collected	50,000,000	50,000,000
A.1.1. Strategy: LEGAL SERVICES		
Output (Volume):		
Legal Hours Billed to Litigation and Legal Counsel	1,127,046	1,132,240
Efficiencies:		
Average Cost Per Legal Hour	103.93	105.46
B. Goal: ENFORCE CHILD SUPPORT LAW		
Outcome (Results/Impact):		
Percent of Title IV-D Cases That Have Court Orders for Child Support	85%	85%
Percent of All Current Child Support Amounts Due That Are Collected	65%	65%
Percent of Title IV-D Cases with Arrears Due in Which Any Amount Is Paid Toward Arrears	65%	65%
Percent of Paternity Establishments for Out of Wedlock Births	96%	96%
B.1.1. Strategy: CHILD SUPPORT ENFORCEMENT		
Output (Volume):		
Amount of Title IV-D Child Support Collected (in Millions)	4,400	4,450
Efficiencies:		
Ratio of Total Dollars Collected Per Dollar Spent	13.52	13.43
B.1.2. Strategy: STATE DISBURSEMENT UNIT		
Output (Volume):		
Number of Payment Receipts Processed by the SDU Vendor	22,590,707	22,657,319
C. Goal: CRIME VICTIMS' SERVICES		
Outcome (Results/Impact):		
Amount of Crime Victims' Compensation Awarded	63,363,102	63,724,550
C.1.1. Strategy: CRIME VICTIMS' COMPENSATION		
Efficiencies:		
Average Number of Days to Analyze a Claim and Make an Award	46	46
D. Goal: REFER MEDICAID CRIMES		
D.1.1. Strategy: MEDICAID INVESTIGATION		
Output (Volume):		
Number of Investigations Concluded	500	500

2. Capital Budget. Funds appropriated above may be expended for capital budget items listed below. The amounts identified for each item may be adjusted or may be expended on other non-capital expenditures within the strategy to which the funds were appropriated. However, any amounts spent on capital items are subject to the aggregate dollar restrictions on capital budget expenditures provided in the General Provisions of this Act.

	2020	2021
a. Acquisition of Information Resource Technologies		
(1) Child Support Hardware/Software Enhancements	\$ 100,000	\$ 100,000

OFFICE OF THE ATTORNEY GENERAL
(Continued)

(2) Information Technology Project	107,171,541	0
Total, Acquisition of Information Resource Technologies	\$ 107,271,541	\$ 100,000
b. Transportation Items		
(1) Child Support Motor Vehicles	\$ 312,000	\$ 384,000
c. Data Center Consolidation		
(1) Data Center Consolidation	\$ 50,475,531	\$ 57,828,957
d. Centralized Accounting and Payroll/Personnel System (CAPPS)		
(1) Converted PeopleSoft Licenses	\$ 62,345	\$ 62,345
(2) CAPPS Transition Phase II	3,170,743	3,329,257
Total, Centralized Accounting and Payroll/Personnel System (CAPPS)	\$ 3,233,088	\$ 3,391,602
Total, Capital Budget	\$ 161,292,160	\$ 61,704,559

Method of Financing (Capital Budget):

<u>General Revenue Fund</u>		
General Revenue Fund	\$ 38,522,595	\$ 25,115,164
Child Support Retained Collection Account	11,370,987	0
Subtotal, General Revenue Fund	\$ 49,893,582	\$ 25,115,164
GR Dedicated - Compensation to Victims of Crime Account No. 469	\$ 321,082	\$ 345,226
Federal Funds	\$ 101,623,304	\$ 35,567,769
<u>Other Funds</u>		
Appropriated Receipts	\$ 9,284,249	\$ 493,677
Interagency Contracts	169,943	182,723
Subtotal, Other Funds	\$ 9,454,192	\$ 676,400
Total, Method of Financing	\$ 161,292,160	\$ 61,704,559

3. Cost Allocation, Reporting Requirement. The Office of the Attorney General is directed to continue an accounting and billing system by which the costs of legal services provided to each agency may be determined. This cost information shall be provided to the Legislative Budget Board and the Governor within 60 days after the close of the fiscal year.

4. Child Support Collections.

- a. The Office of the Attorney General shall deposit Child Support Retained Collections in a special account in the Comptroller's Office. The account shall be called the Child Support Retained Collection Account. Child Support Retained Collections shall include the state share of funds collected by the Office of the Attorney General which were previously paid by the State as Aid to Families with Dependent Children (AFDC) or Temporary Assistance for Needy Families (TANF) or foster care payments, all child support enforcement incentive payments received from the federal government, and all revenues specifically established by statute on a fee or service-provided basis and pertaining to the Child Support Enforcement Program.
- b. Amounts earned as interest on, and allocated by the Comptroller of Public Accounts to, the Child Support Trust Fund No. 994, in excess of \$808,289 in fiscal year 2020 and \$808,289 in fiscal year 2021, shall be transferred monthly by the Comptroller of Public Accounts to such funds from the General Revenue Fund, and all amounts so transferred are appropriated to the Office of the Attorney General for use during the 2020-21 biennium, in addition to the amounts otherwise appropriated herein. Amounts transferred pursuant to this provision shall be shown as a separate, individual entry in the Method of Finance in all standard reports regularly utilizing a method of finance which are submitted to the Governor's Office or the Legislative Budget Board.

OFFICE OF THE ATTORNEY GENERAL
(Continued)

- c. The Office of the Attorney General, in cooperation with the Comptroller of Public Accounts, shall develop and maintain such cost centers and/or sub accounts within the Child Support Trust Fund No. 994 and/or the Child Support Retained Collection Account as may be determined necessary or appropriate to separately account for, and allocate the interest earned on, the various sources for receipts deposited to, and types of expenditures made from such funds. The Comptroller of Public Accounts shall separately allocate interest earned by the State to each such cost center and/or subaccount, or to such groupings thereof as may be designated by the Office of the Attorney General for purposes of reporting interest earned to the federal government.
 - d. The Comptroller of Public Accounts is directed to transfer and carry forward all the balances of funds in the Child Support Trust Fund No. 994 and the Child Support Retained Collection Account as of August 31, 2019, as such funds are to be available for use in fiscal year 2020. Any balances in the Child Support Trust Fund No. 994 and the Child Support Retained Collection Account on hand as of August 31, 2020, shall be carried forward in such funds as funding sources for the appropriation for fiscal year 2021.
 - e. In addition to the amounts otherwise appropriated for Strategy B.1.1, Child Support Enforcement, all funds received from the federal government as reimbursement for the costs and fees paid to counties, district or county clerks, sheriffs or constables pursuant to the provisions of Chapter 231 of the Texas Family Code are appropriated to the Office of the Attorney General for use during the 2020-21 biennium.
- 5. Reporting Requirement.** The Office of the Attorney General is directed to develop and maintain separate accounting information and records on receipts and distribution of funds from the Child Support Trust Fund No. 994 and the Child Support Retained Collection Account. Such information must at a minimum identify all deposits, allocations, and expenditures by type of revenues. The Comptroller of Public Accounts shall prescribe rules and procedures to assure compliance with this section and all transactions and balances shall be reconciled monthly against the records of the Comptroller. In addition to the requirements for annual financial reports required by the General Provisions of this Act, the Office of the Attorney General shall include a separate section detailing all such balances, receipts, and distributions of money in Child Support Trust Fund No. 994 and the Child Support Retained Collection Account. The report must specifically show balances held for transfer to operating appropriations of the Office of the Attorney General and any other agency. In addition, any balances which are unclaimed and subject to escheat under other laws must be identified as to amount and age.
- 6. Debt Collections.**
- a. The Office of the Attorney General shall attempt to collect all delinquent judgments owed the State of Texas. A portion of those debts collected, as outlined below, shall be eligible for retention by the Office of the Attorney General and may be used as a source of funding for agency operations as specified in and limited by the method of financing of the Office. One hundred percent of the debts collected by the Office of the Attorney General and eligible for retention by the Office shall be applied toward the amounts shown above for Attorney General Debt Collection Receipts in the method of financing for agency operations. Regardless of the total amount collected by the Office of the Attorney General, in no event shall this provision be construed as an appropriation in addition to the amount appropriated above as specified in the method of financing, of any of the funds collected by the Office of the Attorney General.
 - b. To be eligible for retention by the Office of the Attorney General, the debt collected must be from a qualifying judgment. Qualifying judgments, as used in this rider, are judgments that are at least one year old from the date of entry of the court order and also include debts not reduced to judgment where there are collections on the debt by the Collections Division of the Office of the Attorney General if the debt is delinquent by more than one year or has been certified for collection to the Collections Division of the Office of the Attorney General. In no event shall more than \$5.0 million from collections stemming from a common nucleus of operative fact be eligible for retention by the Office of the Attorney General.
 - c. It is the intent of the Legislature that the following not be allowed as a credit toward the percentage set forth in Rider 6a above: judgments collected by state agencies; judgments less than one year old; or judgments collected without direct action by the Office of the Attorney General's Collection Division.

OFFICE OF THE ATTORNEY GENERAL
(Continued)

- d. The Office of the Attorney General shall maintain a centralized recordkeeping system for accounting for various departmental and agency certification of delinquent taxes, judgments, and other debts owed the state. The accounting should distinguish by type of tax, judgment, or other debt, and provide for: when the debt was certified by an agency or department for collection by the Attorney General; when it was collected or disposed of, and such other information as the Legislative Budget Board, Governor, or the Comptroller of Public Accounts may require. The Office of the Attorney General shall submit semi-annual reports to the Governor and the Legislative Budget Board detailing by agency or department the amount of each debt, when the debt was certified, and when and in what amount, it was collected or disposed of.
- 7. Appropriation of Receipts, Court Costs.** Out of the funds appropriated above as Appropriated Receipts, \$20,500,000 in fiscal year 2020 and \$20,500,000 in fiscal year 2021 represents the annual appropriation of court costs, attorneys' fees, and investigative costs recovered by the Office of the Attorney General. Court costs, attorneys' fees, and investigative costs recovered by the Office of the Attorney General in excess of those specifically appropriated and shown in the agency's method of financing are appropriated to the Office of the Attorney General in an amount not to exceed \$10,000,000 each fiscal year and shall be used for Strategy A.1.1, Legal Services. At least semi-annually, beginning within 60 days after the close of each fiscal year or more often upon request of the Legislative Budget Board, the Office of the Attorney General shall submit to the Legislative Budget Board, the Senate Finance Committee, the House Appropriations Committee, and the Governor a report that lists each case in which an award of court costs, attorneys' fees, or investigative fees was made, the date of the award, the amount of court costs that were awarded, the amount of investigative costs that were awarded, the amount of attorneys' fees that were awarded, and the strategy or strategies to which the above receipts were allocated, in addition to any other information that may be requested by the Legislative Budget Board.
- 8. Interagency Contracts for Legal Services.** The Office of the Attorney General shall not be appropriated any state funds from interagency contracts, notwithstanding the provisions of the section entitled Reimbursements and Payments, in Article IX, General Provisions of this Act unless the Office of the Attorney General gives prior written notice to the Legislative Budget Board and the Governor, accompanied by written permission by the affected agency. Any such interagency contract for legal services between the Office of the Attorney General and state agencies shall not jeopardize the ability of the agencies to carry out their legislative mandates, shall not affect their budget such that employees must be terminated in order to pay the requested amount, and shall not exceed reasonable attorney fees for similar legal services in the private sector. The Office of the Attorney General is hereby appropriated funds received from interagency contracts for non-legal services rendered by the Office of the Attorney General.
- 9. Victims Assistance Grants.** Funds appropriated above in C.1.2, Victims Assistance, shall be spent as follows:

<u>Program:</u>	<u>2020</u>	<u>2021</u>
(1) Victims Assistance Coordinators and Victims Liaisons	\$2,431,001	\$2,431,001
(2) Sexual Assault Prevention and Crisis Services Program	17,512,521	16,876,215
(3) Sexual Assault Services Program Grants	1,524,468	1,524,468
(4) Legal Services Grants	2,500,000	2,500,000
(5) Other Victims Assistance Grants	10,798,860	10,798,860
(6) Statewide Victim Notification System	3,023,114	3,023,114
(7) Address Confidentiality	161,349	161,349
 Total	 <u>\$37,951,313</u>	 <u>\$37,315,007</u>
 Method of Financing:		
General Revenue	\$4,652,937	\$4,015,601
 <u>General Revenue - Dedicated</u>		
Compensation to Victims of Crime Fund No. 0469	20,333,247	20,334,277
Victims of Crime Auxiliary Fund No. 0494	161,349	161,349
Sexual Assault Program Account No. 5010	10,188,546	10,188,546
 Subtotal, General Revenue - Dedicated	 <u>\$30,683,142</u>	 <u>\$30,684,172</u>

OFFICE OF THE ATTORNEY GENERAL
(Continued)

Federal Funds	2,615,234	2,615,234
Total, Method of Financing	<u>\$37,951,313</u>	<u>\$37,315,007</u>

The Office of the Attorney General shall adopt rules for the competitive allocation of funds under item number (5) Other Victims Assistance Grants. Out of funds appropriated above from General Revenue - Dedicated Sexual Assault Program Account No. 5010, in program (2) Sexual Assault Prevention and Crisis Services Program, the Office of the Attorney General shall enter into contracts or provide grants of at least \$8,000,000 to rape crisis centers working to prevent sexual violence and at least \$500,000 for sexual assault nurse examiner programs for the purposes authorized by Texas Government Code, Section 420.008(c)(1) for the 2020-21 biennium.

Out of General Revenue funds appropriated above in Strategy C.1.2., Victims Assistance, for program (2) Sexual Assault Prevention and Crisis Services Program, the Office of the Attorney General shall enter into contracts or provide grants of at least \$7,668,538 for rape crisis centers working to prevent sexual violence and at least \$1,000,000 for sexual assault nurse examiner programs for the purposes authorized by Texas Government Code, Section 420.008(c)(1) for the 2020-21 biennium.

It is the intent of the Legislature that \$300,000 in fiscal year 2020 and \$300,000 in fiscal year 2021 appropriated to the Office of the Attorney General be used to fund domestic violence high risk teams.

None of the funds appropriated in Strategy C.1.2, Victims Assistance, may be expended on grants to organizations that make contributions to campaigns for elective office or that endorse candidates.

Within 100 days after the close of each fiscal year, the Office of the Attorney General shall submit a report detailing the expenditure of funds appropriated in Strategy C.1.2, Victims Assistance. The report shall include information on the guidelines used to select programs that receive grants, on the amount of grants awarded in each of the categories listed above, on the amount of expenditures for administration, and on audit and oversight activities conducted relating to the victims assistance grants and the programs receiving such grants. The report shall be submitted to the Legislative Budget Board, the Governor, the Senate Finance Committee, and the House Appropriations Committee.

Any unexpended balances of these funds remaining as of August 31, 2020, are appropriated to the Office of the Attorney General for the fiscal year beginning September 1, 2020, for the same purpose.

- 10. Child Support Contractors.** Full-Time-Equivalent (FTE) positions associated with contracted workers in Strategy B.1.1, Child Support Enforcement, and Strategy E.1.1, Agency IT Projects, shall be exempt from the provisions in Article IX relating to limiting state agency employment levels.
- 11. Unexpended Balances: Between Fiscal Years within the Biennium.** Any unobligated and unexpended balances as of August 31, 2020, in appropriations made to the Office of the Attorney General are appropriated for the same purpose for the fiscal year beginning September 1, 2020. It is the intent of the Legislature that any unexpended balances in Strategy B.1.1, Child Support Enforcement, shall be used only to enforce child support laws and regulations.
- 12. Transfer Authority.** Notwithstanding limitations on appropriation transfers contained in the General Provisions of this Act, except for rider 36 of the Office of the Attorney General, the Office of the Attorney General is authorized to direct agency resources and transfer such amounts appropriated above between appropriation line items.
- 13. Interagency Contract with the Texas Department of Criminal Justice.** Notwithstanding Rider 8 above, Interagency Contracts for Legal Services, the Office of the Attorney General is appropriated any funds transferred from the Texas Department of Criminal Justice (TDCJ) pursuant to an interagency contract for the Office of the Attorney General to provide legal services to the Texas Department of Criminal Justice.

OFFICE OF THE ATTORNEY GENERAL
(Continued)

- 14. Interagency Contract with the Department of Public Safety.** Notwithstanding Rider 8 above, Interagency Contracts for Legal Services, the Office of the Attorney General is appropriated any funds transferred from the Department of Public Safety pursuant to an interagency contract for the Office of the Attorney General to provide legal services to the Department of Public Safety.
- 15. Bond Review Fees.** Included in the General Revenue amounts appropriated above for the 2020-21 biennium is \$8,773,794 in Strategy A.1.1, Legal Services, and \$1,388,590 in Strategy D.1.1, Medicaid Investigation, from the deposit of bond review fees as authorized by Government Code, §1202.004.
- 16. Excess Incentive Collections.** In addition to Child Support Retained Collections appropriated above, the Office of the Attorney General is appropriated Child Support Incentive Collections receipts in excess of \$84,811,500 in fiscal year 2020 and \$84,811,500 in fiscal year 2021, to be used in Strategy B.1.1, Child Support Enforcement, and B.1.2, State Disbursement Unit, during the 2020-21 biennium.
- 17. Sex Offender Apprehension.** Out of funds appropriated above, the Office of the Attorney General shall coordinate activities related to sex offender apprehension with the Department of Public Safety, Texas Department of Criminal Justice, the Board of Pardons and Parole, the United States Marshals Service, and any other state or local law enforcement agency in order to maximize resources for the apprehension and arrest of sex offenders.
- 18. Unexpended Balances Carried Forward Between Biennia.** Included in amounts appropriated above are unexpended balances out of Appropriated Receipts as of August 31, 2019, estimated to be \$27,134,977 in Strategy A.1.1, Legal Services, and \$8,790,572 in Strategy E.1.1, Agency IT Projects, from the collection of attorney fees, investigative costs, and court costs for litigation related expenses.
- 19. State Office of Risk Management.** Included in amounts appropriated above in Strategy F.1.1, Administrative Support for SORM, is \$713,171 in fiscal year 2020 and \$717,039 in fiscal year 2021 in Interagency Contracts from the State Office of Risk Management (SORM) for the administrative support of SORM.
- 20. Cash Flow Contingency.** Contingent upon the receipt of federal funds in federally funded programs and with prior approval by the Legislative Budget Board, the Office of the Attorney General may temporarily utilize additional General Revenue funds, pending receipt of federal reimbursement, in an amount not to exceed the anticipated reimbursement, in each fiscal year of the biennium. The General Revenue amounts utilized above the General Revenue method of finance shall be utilized only for the purpose of temporary cash flow needs. These transfers and repayments shall be credited to the fiscal year being reimbursed and shall be in accordance with procedures established by the Comptroller of Public Accounts.
- 21. Annual Child Support Service Fee.** Included in amounts appropriated above out of the General Revenue Fund in Strategy B.1.1, Child Support Enforcement, are revenue collected on or after September 1, 2019, by the Office of the Attorney General for assessing a \$25 annual service fee on all non-TANF cases in which \$500 or more has been collected in child support payments, established by Texas Family Code, Chapter 231, and deposited to Revenue Object Code 3618 in the General Revenue Fund, estimated to be \$15,905,279 in fiscal year 2020 and \$15,905,279 in fiscal year 2021. In the event that actual and/or projected revenue collections are insufficient to offset the costs identified by this provision, the Legislative Budget Board may direct the Comptroller of Public Accounts to reduce the appropriation authority provided above to be within the amount of revenue expected to be available.
- 22. Monthly Child Support Processing Fee.** Included in amounts appropriated above out of the General Revenue Fund in Strategy B.1.2, State Disbursement Unit, are revenue collected on or after September 1, 2019, by the Office of the Attorney General for assessing a \$3 monthly processing fee on child support payments processed through the State Disbursement Unit, established by Texas Family Code, Chapter 231, and deposited to Revenue Object Code 3618 in the General Revenue Fund, estimated to be \$1,911,832 in fiscal year 2020 and \$1,911,832 in fiscal year 2021. In the event that actual and/or projected revenue collections are insufficient to offset the costs identified by this provision, the Legislative Budget Board may direct the Comptroller of Public Accounts to reduce the appropriation authority provided above to be within the amount of revenue expected to be available.

OFFICE OF THE ATTORNEY GENERAL
(Continued)

23. Appropriation of License Plate Receipts. Included in amounts appropriated above in Strategy A.1.1, Legal Services, is all license plate revenue collected on or after September 1, 2019, from the sale of the Big Brothers and Big Sisters license plates (estimated to be \$1,000 each fiscal year of the 2020-21 biennium) as provided by Transportation Code, §504.663 and from the sale of the Choose Life license plates (estimated to be \$30,000 each fiscal year of the 2020-21 biennium) as provided by Transportation Code §504.662 and deposited to the credit of the License Plate Trust Fund Account No. 0802 for the purpose of making grants to eligible organizations.

Any unexpended balances remaining as of August 31, 2020, in the appropriation made herein are appropriated for the fiscal year beginning September 1, 2020.

24. Capital Expenditures Authorized. Notwithstanding the limitations placed on the expenditure of funds for capital budget items contained in this Act, except for rider 35 of the Office of the Attorney General, the Office of the Attorney General is authorized to expend funds appropriated to the agency for the acquisition of capital budget items.

25. Outside Legal Counsel Contracts Review Fee. Included in General Revenue amounts appropriated above for the 2020-21 biennium is \$310,000 in Strategy A.1.1, Legal Services, from the deposit of outside legal counsel review fees as authorized by Texas Government Code, §402.0212.

26. Interagency Contract with the Texas Department of Transportation. Notwithstanding Rider 8 above, Interagency Contracts for Legal Services, included in the amounts appropriated above to the Office of the Attorney General is \$6,685,674 in Interagency Contracts each fiscal year of the 2020-21 biennium to Strategy A.1.1, Legal Services, from the Texas Department of Transportation (TXDOT) pursuant to an interagency contract for the Office of the Attorney General, Transportation Division, to provide legal services to the Texas Department of Transportation.

27. Outside Legal Contract Reviews, Reporting Requirement. Out of funds appropriated above, the Office of the Attorney General shall report annually the number of outside legal contracts reviewed, approved, withdrawn, and disapproved pursuant to Government Code, §402.0212. The report shall include the benefit to the state from the approved outside legal contracts and shall list all outside legal contracts utilized by the Office of the Attorney General during the fiscal year. The Office of the Attorney General shall provide the Legislative Budget Board an annual report regarding outside legal contracts within 60 days after the close of each fiscal year.

28. Human Trafficking Prevention Task Force, Reporting Requirement. Out of funds appropriated above, the Office of the Attorney General shall report the activities of the Human Trafficking Prevention Task Force, as established by Government Code, §402.035. The report shall include information on collaborations with federal, state, and local partners, statistical data on the nature and extent of human trafficking in the state, and recommendations to enhance efforts to prevent human trafficking. The Office of the Attorney General shall provide the report pursuant to Government Code, §402.035(g).

29. Human Trafficking Prevention. Out of funds appropriated above for the Office of the Attorney General in Strategy A.1.1., Legal Services, \$1,508,826 in General Revenue and 13.0 FTE for fiscal year 2020, and \$1,950,923 in General Revenue and 19.0 FTE for fiscal year 2021 shall be used to expand the operations of the Human Trafficking Section.

30. Full-Time Equivalent Positions Intern Exemption. The number of Full-Time Equivalent (FTE) positions held by undergraduate, law school, graduate students, or post-graduate fellowship recipients in temporary positions (up to twelve months) shall be exempt from Article IX, Sec. 6.10. Limitation on State Employment Levels. This provision will not change the cap on the Number of FTE for the Office of the Attorney General (OAG) listed elsewhere in this Act. OAG shall provide to the Legislative Budget Board, the Governor, the Comptroller of Public Accounts, and the State Auditor's Office a report of the number of FTEs associated with the Intern Program each fiscal year of the biennium.

31. Contingency for Legislation Related to Title IV-D Annual Service Fees. Contingent on enactment of legislation by the Eighty-Sixth Legislature, Regular Session, increasing the Title IV-D Child Support annual service fee as authorized by Family Code §231.103(a)(2), in addition to the amounts appropriated above for Strategy B.1.1. Child Support Enforcement the Office of the

OFFICE OF THE ATTORNEY GENERAL
(Continued)

Attorney General is appropriated revenues generated by a \$35 annual service fee (estimated to be \$13.2 million for the 2020-21 biennium) for the purposes of delivering Title IV-D Child Support services.

- 32. Salary Adjustments for Attorneys.** Included in amounts appropriated above in Strategy A.1.1, Legal Services, is \$3,808,000 in General Revenue Funds in fiscal year 2020 and \$7,392,000 in General Revenue Funds in fiscal year 2021 to provide salary adjustments for Assistant Attorneys General.
- 33. TXCSES 2.0.** It is the intent of the Legislature that the Texas Child Support Enforcement System 2.0 project be cancelled. No funds appropriated to the Office of the Attorney General may be used to provide payment for the project or any component contract.
- 34. Major Information Resources Project Oversight.** Out of funds appropriated above the Office of the Attorney General shall provide a project oversight role through the Executive Steering Committee for any major information resources project of the Office of the Attorney General, as defined by Section 2054.005, Government Code, valued over \$25.0 million. The Executive Steering Committee will provide executive-level strategic direction and commitment to any such project. The Attorney General or their designee shall chair the Executive Steering Committee. Membership of the Executive Steering Committee shall include the similar executive level representatives, including Chief Financial Officer, Information Resource Manager, technology sponsors, project managers, project contractors, independent verification & validation members, and members of the Quality Assurance Team or their designee.

In addition, the Executive Steering Committee shall report any anticipated cost over-runs and project delays above the amounts identified for these projects above in Rider 2, Capital Budget Rider, to the Legislative Budget Board. Notwithstanding Rider 24, Capital Expenditures Authorized, any cost over-runs shall be paid from amounts appropriated above out of Appropriated Receipts.

Another Method of Finance may not be expended on this project for cost over-runs without prior written approval from the Legislative Budget Board. Additional information requested from the Legislative Budget Board related to this approval shall be provided in a timely manner and shall be prepared in a format specified by the Legislative Budget Board. A written request submitted to the Legislative Budget Board shall be considered disapproved unless the Legislative Budget Board issues a written approval within 30 business days of the date on which the Legislative Budget Board receives the request.

- 35. FTE Expenditure Limitation.** Funds appropriated above to the Office of the Attorney General in Strategy B.1.1, Child Support Enforcement, may only be used for FTE positions and costs associated with child support operations. Funds appropriated above to Strategy B.1.2, State Disbursement Unit, may only be used for the disbursement vendor contract costs and other associated costs specific to the State Disbursement Unit.
- 36. Child Support and Administration Transferability.** The Office of the Attorney General may not transfer any funds into Goal B: Enforce Child Support Laws, or Goal E: General Administration, without prior written approval from the Legislative Budget Board. A written request submitted to the Legislative Budget Board shall be considered disapproved unless the Legislative Budget Board issues a written approval within 30 business days of the date on which the Legislative Budget Board receives the request.

BOND REVIEW BOARD

	For the Years Ending	
	August 31, 2020	August 31, 2021
Method of Financing:		
General Revenue Fund	\$ 950,410	\$ 856,411
Total, Method of Financing	<u>\$ 950,410</u>	<u>\$ 856,411</u>

BOND REVIEW BOARD
(Continued)

This bill pattern represents an estimated 100% of this agency's estimated total available funds for the biennium.

Number of Full-Time-Equivalents (FTE):	10.0	10.0
---	------	------

Schedule of Exempt Positions:		
Executive Director, Group 4	\$147,869	\$147,869

Items of Appropriation:

A. Goal: PROTECT TEXAS BOND RATING

Issue Texas' Bonds Cost Effectively Using Sound Debt Mgmt. Policies.

A.1.1. Strategy: REVIEW BOND ISSUES Review Bond Issues to Assure Legality and Other Provisions.	\$ 175,940	\$ 157,140
A.1.2. Strategy: STATE BOND DEBT Report to the Legislature on Debt Obligation and Policy Alternatives.	175,940	157,140

Total, Goal A: PROTECT TEXAS BOND RATING	\$ 351,880	\$ 314,280
---	------------	------------

B. Goal: LOCAL BOND DEBT

Ensure That Public Officials Have Current Info on Debt Management.

B.1.1. Strategy: ANALYZE LOCAL BOND DEBT Analyze Data on Local Government Finance and Debt Management.	\$ 422,590	\$ 384,991
--	------------	------------

C. Goal: PRIVATE ACTIVITY BONDS

Equitably Administer the Private Activity Bond Allocation for Texas.

C.1.1. Strategy: ADMINISTER PRIVATE ACTIVITY BONDS Effectively Administer the Private Activity Bond Allocation Program.	\$ 175,940	\$ 157,140
---	------------	------------

Grand Total, BOND REVIEW BOARD	\$ 950,410	\$ 856,411
---------------------------------------	------------	------------

Object-of-Expense Informational Listing:

Salaries and Wages	\$ 721,626	\$ 721,626
Other Personnel Costs	13,000	13,000
Professional Fees and Services	128,000	34,000
Consumable Supplies	3,000	3,000
Travel	5,000	5,000
Rent - Building	300	300
Rent - Machine and Other	4,000	4,000
Other Operating Expense	75,484	75,485

Total, Object-of-Expense Informational Listing	\$ 950,410	\$ 856,411
---	------------	------------

Estimated Allocations for Employee Benefits and Debt Service Appropriations Made Elsewhere in this Act:

Employee Benefits

Retirement	\$ 58,171	\$ 58,462
Group Insurance	142,578	145,896
Social Security	45,728	45,957

Total, Estimated Allocations for Employee Benefits and Debt Service Appropriations Made Elsewhere in this Act	\$ 246,477	\$ 250,315
--	------------	------------

1. **Performance Measure Targets.** The following is a listing of the key performance target levels for the Bond Review Board. It is the intent of the Legislature that appropriations made by this Act be utilized in the most efficient and effective manner possible to achieve the intended mission of the Bond Review Board. In order to achieve the objectives and service standards established by this Act, the Bond Review Board shall make every effort to attain the following designated key performance target levels associated with each item of appropriation.

BOND REVIEW BOARD
(Continued)

	<u>2020</u>	<u>2021</u>
A. Goal: PROTECT TEXAS BOND RATING		
A.1.1. Strategy: REVIEW BOND ISSUES		
Output (Volume):		
Number of State Bond Issues and Lease-purchase Projects Reviewed	30	30
A.1.2. Strategy: STATE BOND DEBT		
Output (Volume):		
Number of Responses to Debt Information Requests	110	110
B. Goal: LOCAL BOND DEBT		
B.1.1. Strategy: ANALYZE LOCAL BOND DEBT		
Output (Volume):		
Number of Local Government Financings Analyzed	1,500	1,500
C. Goal: PRIVATE ACTIVITY BONDS		
C.1.1. Strategy: ADMINISTER PRIVATE ACTIVITY BONDS		
Output (Volume):		
Number of Applications Reviewed	100	100

2. Capital Budget. None of the funds appropriated above may be expended for capital budget items except as listed below. The amounts shown below shall be expended only for the purposes shown and are not available for expenditure for other purposes.

	<u>2020</u>	<u>2021</u>
a. Acquisition of Information Resource Technologies		
(1) Website Upgrade	\$ 100,000	\$ 6,000
(2) Database Maintenance	21,000	21,000
Total, Acquisition of Information Resource Technologies	\$ 121,000	\$ 27,000
Total, Capital Budget	\$ 121,000	\$ 27,000
 Method of Financing (Capital Budget):		
General Revenue Fund	\$ 121,000	\$ 27,000
Total, Method of Financing	\$ 121,000	\$ 27,000

CANCER PREVENTION AND RESEARCH INSTITUTE OF TEXAS

	For the Years Ending	
	August 31, 2020	August 31, 2021
Method of Financing:		
Other Funds		
Appropriated Receipts	\$ 40,000	\$ 40,000
Bond Proceeds - General Obligation Bonds	300,000,000	300,000,000
License Plate Trust Fund Account No. 0802, estimated	15,000	15,000
Subtotal, Other Funds	\$ 300,055,000	\$ 300,055,000
Total, Method of Financing	\$ 300,055,000	\$ 300,055,000

This bill pattern represents an estimated 100% of this agency's estimated total available funds for the biennium.

Number of Full-Time-Equivalents (FTE):	36.0	36.0
Schedule of Exempt Positions:		
Chief Executive Officer, Group 9	\$281,875	\$281,875
Chief Scientific Officer	553,500	553,500

CANCER PREVENTION AND RESEARCH INSTITUTE OF TEXAS
(Continued)

Items of Appropriation:

A. Goal: CANCER RESEARCH AND PREVENTION SVCS

Create and Expedite Innovation in Cancer Research and Prevention Servs.

A.1.1. Strategy: AWARD CANCER RESEARCH GRANTS	\$ 254,738,136	\$ 254,738,136
A.1.2. Strategy: AWARD CANCER PREVENTION GRANTS	28,050,081	28,050,081
A.1.3. Strategy: GRANT REVIEW AND AWARD OPERATIONS	<u>12,864,730</u>	<u>12,906,730</u>

Total, Goal A: CANCER RESEARCH AND PREVENTION SVCS	\$ 295,652,947	\$ 295,694,947
---	----------------	----------------

B. Goal: INDIRECT ADMINISTRATION

B.1.1. Strategy: INDIRECT ADMINISTRATION	\$ 4,402,053	\$ 4,360,053
---	--------------	--------------

Grand Total, CANCER PREVENTION AND RESEARCH INSTITUTE OF TEXAS	<u>\$ 300,055,000</u>	<u>\$ 300,055,000</u>
---	-----------------------	-----------------------

Object-of-Expense Informational Listing:

Salaries and Wages	\$ 4,780,509	\$ 4,780,509
Other Personnel Costs	83,785	83,785
Professional Fees and Services	11,287,404	11,287,404
Consumable Supplies	24,000	24,000
Utilities	70,600	70,600
Travel	110,000	110,000
Rent - Building	11,000	11,000
Rent - Machine and Other	32,172	32,172
Other Operating Expense	867,313	867,313
Grants	<u>282,788,217</u>	<u>282,788,217</u>

Total, Object-of-Expense Informational Listing	<u>\$ 300,055,000</u>	<u>\$ 300,055,000</u>
---	-----------------------	-----------------------

Estimated Allocations for Employee Benefits and Debt Service Appropriations Made Elsewhere in this Act:

Employee Benefits

Retirement	\$ 296,122	\$ 297,603
Group Insurance	263,642	263,950
Social Security	233,958	235,128
Benefits Replacement	<u>4,414</u>	<u>3,752</u>

Subtotal, Employee Benefits	\$ 798,136	\$ 800,433
-----------------------------	------------	------------

Debt Service

TPFA GO Bond Debt Service	<u>\$ 140,036,728</u>	<u>\$ 161,616,170</u>
---------------------------	-----------------------	-----------------------

Total, Estimated Allocations for Employee Benefits and Debt Service Appropriations Made Elsewhere in this Act	<u>\$ 140,834,864</u>	<u>\$ 162,416,603</u>
--	-----------------------	-----------------------

1. Performance Measure Targets. The following is a listing of the key performance target levels for the Cancer Prevention and Research Institute of Texas. It is the intent of the Legislature that appropriations made by this Act be utilized in the most efficient and effective manner possible to achieve the intended mission of the Cancer Prevention and Research Institute of Texas. In order to achieve the objectives and service standards established by this Act, the Cancer Prevention and Research Institute of Texas shall make every effort to attain the following designated key performance target levels associated with each item of appropriation.

	<u>2020</u>	<u>2021</u>
A. Goal: CANCER RESEARCH AND PREVENTION SVCS		
A.1.1. Strategy: AWARD CANCER RESEARCH GRANTS		
Output (Volume):		
Number of Entities Relocating to Texas for Cancer-Research Related Projects	1	1
Explanatory:		
Number of Published Articles on CPRIT-Funded Research Projects	1,000	1,000
Number of New Jobs Created and Maintained	1,500	1,500
A.1.2. Strategy: AWARD CANCER PREVENTION GRANTS		
Output (Volume):		
Number of Cancer Prevention and Control Services Provided by Institute Funded Grants	500,000	500,000

CANCER PREVENTION AND RESEARCH INSTITUTE OF TEXAS
(Continued)

Explanatory:

Annual Age-adjusted Cancer Mortality Rate

148

145.2

- 2. Texans Conquer Cancer and Cancer of Unknown Primary Origin Awareness Plates: Appropriation of License Plate Receipts.** Included in the amounts appropriated above in Strategy A.1.2, Award Cancer Prevention Grants, is all license plate revenue collected on or after September 1, 2019 (estimated to be \$15,000 in fiscal year 2020 and \$15,000 in fiscal year 2021), from the sale of the Texans Conquer Cancer license plates as provided by Transportation Code, §504.620 and Cancer of Unknown Primary Origin Awareness license plates as provided by Transportation Code, §504.6201 and deposited to the credit of the License Plate Trust Fund No. 0802.

Any unexpended balances remaining as of August 31, 2020, in the appropriation made herein are appropriated to the Cancer Prevention and Research Institute of Texas for the fiscal year beginning September 1, 2020.

- 3. Reimbursement of Advisory Committees.** Out of funds appropriated above, reimbursement of travel costs shall be in accordance with provisions of this Act related to the per diem of Advisory Committee Members. Additionally, the Cancer Prevention and Research Institute of Texas may provide an honorarium to members of the Scientific Research and Prevention Programs Committees as authorized in Health and Safety Code, Chapter 102 and in accordance with Government Code, Chapter 2110.

To the maximum extent possible, the Cancer Prevention and Research Institute shall encourage the use of videoconferencing and teleconferencing.

- 4. Transfer Authority.** Notwithstanding Article IX, Section 14.01, Appropriation Transfers, no appropriations or unexpended balances may be transferred out of Strategy A.1.1, Award Cancer Research Grants, or Strategy A.1.2, Award Cancer Prevention Grants, unless the Cancer Prevention and Research Institute of Texas submits a written request to the Legislative Budget Board, in a format prescribed by the Legislative Budget Board, that provides information regarding the purposes for the transfer; and the Legislative Budget Board issues written approval. The written request must be submitted to the Legislative Budget Board no later than 45 days prior to the date the transfer is expected to be needed by the agency.

- 5. Transfer to Department of State Health Services for the Cancer Registry.** Out of amounts appropriated above out of General Obligation Bond Proceeds to the Cancer Prevention and Research Institute of Texas is \$3,118,032 out of General Obligation Bond Proceeds each fiscal year of the 2020-21 biennium which shall be transferred to the Department of State Health Services in Strategy A.1.3, Health Registries, for administration of the Cancer Registry in accordance with the Texas Constitution, Article III, Section 67 and Health and Safety Code, Chapter 102.

- 6. Quarterly Financial Report.** The Cancer Prevention and Research Institute of Texas shall submit the following information, to the Legislative Budget Board and the Governor, in a format specified by the Legislative Budget Board, and make available to the public on a quarterly basis:

- a. Information on appropriated, budgeted, expended and projected funds, by strategy and method of finance;
- b. Narrative explanations of significant budget adjustments, ongoing budget issues, and other as appropriate;
- c. Collections, expenditures, and balances for revenues generated by the Institute as of the last day of the prior month; and
- d. Any other information requested by the Legislative Budget Board or the Governor.

- 7. Limitation on Expenditure for Contracts.** Without the prior approval of the Legislative Budget Board, the Cancer Prevention and Research Institute of Texas shall not use funds appropriated above to enter into any contract, including contract renewals, extensions, and increases and excluding grant awards under Health and Safety Code Chapter 102, Subchapter F, in excess of \$1,000,000. Additional information requested by the Legislative Budget Board related to this approval shall be provided in a timely manner and shall be prepared in a format specified by the Legislative Budget Board. The written request must be submitted to the Legislative Budget Board no later than 45 days prior to the date the contract is expected to be needed by the agency.

CANCER PREVENTION AND RESEARCH INSTITUTE OF TEXAS
(Continued)

The request shall be considered approved unless the Legislative Budget Board issues a written disapproval within 30 business days of the date on which the staff of the Legislative Budget Board concludes its review of the contract request and forwards its review to the Chair of the House Appropriations Committee, the Chair of the Senate Finance Committee, the Speaker of the House, and Lieutenant Governor.

- 8. Unexpended Balances Within the Biennium.** Any unexpended balances remaining as of August 31, 2020, in the appropriations made above are appropriated for the fiscal year beginning September 1, 2020.

The Cancer Prevention and Research Institute of Texas shall report the amount of unexpended balances remaining as of August 31, 2020, and carried forward into the fiscal year beginning September 1, 2020, to the Legislative Budget Board no later than 30 days after the end of the fiscal year.

- 9. Unexpended Balances Between Biennia.** Included in amounts appropriated above are any unexpended balances out of General Obligation Bond Proceeds (estimated to be \$286,000,000) remaining as of August 31, 2019 in appropriations made to the Cancer Prevention and Research Institute of Texas and re-appropriated for the same purpose for the biennium beginning September 1, 2019. In addition to the amounts appropriated herein and above, all amounts previously appropriated to the Cancer Prevention and Research Institute of Texas out of General Obligation Bond Proceeds and awarded, obligated, or otherwise encumbered but not previously expended are appropriated for the same purpose for the 2020-21 biennium beginning September 1, 2019.

The Cancer Prevention and Research Institute of Texas shall report the amount of encumbered but unexpended balances remaining as of August 31, 2019, and carried forward into the fiscal year beginning September 1, 2019, to the Legislative Budget Board no later than 30 days after the end of the fiscal year.

- 10. Contingency for House Joint Resolution 12.** Included in amounts appropriated above is \$164,000,000 out of General Obligation Bond Proceeds in fiscal year 2021 to the Cancer Prevention Institute of Texas in Strategy A.1.1, Award Cancer Grants and A.1.2 Award Cancer Prevention Grants. This appropriation is contingent on enactment of House Joint Resolution 12, or other legislation by the Eighty-sixth Legislature, Regular Session, that proposes a constitutional amendment authorizing the legislature to increase the maximum bond amount authorized for the Cancer Prevention and Research Institute of Texas, and subsequent voter approval of the associated constitutional amendment.

Contingent on the failure to enact House Joint Resolution 12, or other legislation by the Eighty-sixth Legislature, Regular Session, that proposes a constitutional amendment authorizing the legislature to increase the maximum bond amount authorized for the Cancer Prevention and Research Institute of Texas, or the failure of the voters to approve the proposed constitutional amendment, the amount of General Obligation Bond Proceeds appropriated to the Cancer Prevention Institute of Texas is reduced by \$164,000,000 for fiscal year 2021.

COMPTROLLER OF PUBLIC ACCOUNTS

	For the Years Ending	
	August 31, 2020	August 31, 2021
	<u> </u>	<u> </u>
Method of Financing:		
General Revenue Fund	\$ 329,942,502	\$ 313,542,502
<u>Other Funds</u>		
Appropriated Receipts	\$ 1,075,000	\$ 1,075,000
Interagency Contracts	<u>3,178,700</u>	<u>3,178,700</u>
Subtotal, Other Funds	<u>\$ 4,253,700</u>	<u>\$ 4,253,700</u>
Total, Method of Financing	<u>\$ 334,196,202</u>	<u>\$ 317,796,202</u>

COMPTROLLER OF PUBLIC ACCOUNTS
(Continued)

This bill pattern represents an estimated 100% of this agency's estimated total available funds for the biennium.

Number of Full-Time-Equivalents (FTE):	2,932.3	2,932.3
Number of FTEs in Riders:	18.0	18.0

Schedule of Exempt Positions:		
Comptroller of Public Accounts, Group 6	\$153,750	\$153,750

Items of Appropriation:

A. Goal: COMPLIANCE WITH TAX LAWS

To Improve Voluntary Compliance with Tax Laws.

A.1.1. Strategy: ONGOING AUDIT ACTIVITIES	\$ 102,609,615	\$ 102,609,615
Maintain an Ongoing Program of Audit and Verification Activities.		
A.2.1. Strategy: TAX LAWS COMPLIANCE	43,875,573	43,875,573
Improve Compliance with Tax Laws through Contact & Collection Program.		
A.3.1. Strategy: TAXPAYER INFORMATION	18,255,554	18,255,554
Provide Information to Taxpayers, Government Officials and the Public.		
A.4.1. Strategy: TAX HEARINGS	<u>10,478,850</u>	<u>10,478,850</u>
Provide Tax Hearings/Represent the Agency/Provide Legal Counsel.		

Total, Goal A: COMPLIANCE WITH TAX LAWS	\$ 175,219,592	\$ 175,219,592
--	----------------	----------------

B. Goal: MANAGE FISCAL AFFAIRS

To Efficiently Manage the State's Fiscal Affairs.

B.1.1. Strategy: ACCOUNTING/REPORTING	\$ 28,591,993	\$ 28,591,993
Proj Receipts/Disbursements; Complete Accounting/Reporting Resps.		
B.1.2. Strategy: CAPPs IMPLEMENTATION	48,414,815	48,414,815
Implement a Statewide Enterprise Resource Planning System.		
B.2.1. Strategy: PROPERTY TAX PROGRAM	16,356,596	11,456,596
Conduct Property Value Study; Provide Assistance; Review Methods.		
B.3.1. Strategy: TREASURY OPERATIONS	5,453,499	5,453,499
Ensure State's Assets, Cash Receipts, and Warrants are Prop Secured.		
B.4.1. Strategy: PROCUREMENT AND SUPPORT SERVICES	<u>7,923,153</u>	<u>6,423,153</u>
Provide Statewide Procurement and Support Services.		

Total, Goal B: MANAGE FISCAL AFFAIRS	\$ 106,740,056	\$ 100,340,056
---	----------------	----------------

C. Goal: MANAGE STATE REVENUE

Manage the Receipt and Disbursement of State Revenue.

C.1.1. Strategy: REVENUE & TAX PROCESSING	<u>\$ 52,236,554</u>	<u>\$ 42,236,554</u>
Improve Tax/Voucher Data Processing, Tax Collection & Disbursements.		

Grand Total, COMPTROLLER OF PUBLIC ACCOUNTS	<u>\$ 334,196,202</u>	<u>\$ 317,796,202</u>
--	-----------------------	-----------------------

Supplemental Appropriations Made in Riders:	\$ 1,241,000	\$ 1,241,000
--	--------------	--------------

Object-of-Expense Informational Listing:

Salaries and Wages	\$ 195,658,839	\$ 195,658,839
Other Personnel Costs	6,381,834	6,381,834
Professional Fees and Services	78,347,764	61,947,764
Fuels and Lubricants	21,000	21,000
Consumable Supplies	1,155,945	1,155,945
Utilities	2,879,406	2,879,406
Travel	5,840,134	5,840,134
Rent - Building	4,686,900	4,686,900
Rent - Machine and Other	10,455,886	10,455,886
Other Operating Expense	<u>30,009,494</u>	<u>30,009,494</u>

Total, Object-of-Expense Informational Listing	<u>\$ 335,437,202</u>	<u>\$ 319,037,202</u>
---	-----------------------	-----------------------

COMPTROLLER OF PUBLIC ACCOUNTS
(Continued)

Estimated Allocations for Employee Benefits and Debt Service Appropriations Made Elsewhere in this Act:

Employee Benefits

Retirement	\$ 16,989,800	\$ 17,074,749
Group Insurance	41,918,175	42,779,560
Social Security	14,133,640	14,204,309
Benefits Replacement	325,879	276,997

Total, Estimated Allocations for Employee Benefits and Debt Service Appropriations Made Elsewhere in this Act

	\$ 73,367,494	\$ 74,335,615
--	---------------	---------------

1. Performance Measure Targets. The following is a listing of the key performance target levels for the Comptroller of Public Accounts. It is the intent of the Legislature that appropriations made by this Act be utilized in the most efficient and effective manner possible to achieve the intended mission of the Comptroller of Public Accounts. In order to achieve the objectives and service standards established by this Act, the Comptroller of Public Accounts shall make every effort to attain the following designated key performance target levels associated with each item of appropriation.

	2020	2021
A. Goal: COMPLIANCE WITH TAX LAWS		
Outcome (Results/Impact):		
Percent Accuracy Rate of Reported Amounts on Original Audits	97%	97%
Average Monthly Delinquent and Other Account Closure Rate per Enforcement Collector	290	290
A.1.1. Strategy: ONGOING AUDIT ACTIVITIES		
Output (Volume):		
Number of Audits and Verifications Conducted	15,500	15,500
Efficiencies:		
Average Dollars Assessed to Dollar Cost	35	35
A.2.1. Strategy: TAX LAWS COMPLIANCE		
Efficiencies:		
Delinquent Taxes Collected Per Collection-related Dollar Expended	54	54
A.3.1. Strategy: TAXPAYER INFORMATION		
Output (Volume):		
Total Number of Responses Issued by Tax Policy	5,000	5,000
Efficiencies:		
Percent of Responses Issued by Tax Policy within 7 Working Days	95%	95%
B. Goal: MANAGE FISCAL AFFAIRS		
Outcome (Results/Impact):		
Percentage of Scheduled Independent School Districts' Total Value in Which PTAD Met the Target Margin of Error	95%	95%
Percentage of Funds Processed Electronically	99%	99%
B.2.1. Strategy: PROPERTY TAX PROGRAM		
Output (Volume):		
Number of Properties Included in the Property Value Study	115,000	115,000
B.3.1. Strategy: TREASURY OPERATIONS		
Explanatory:		
Number of Days Required to Provide the Quarterly Updates to the Bond Appendix	12	12
B.4.1. Strategy: PROCUREMENT AND SUPPORT SERVICES		
Output (Volume):		
Number of Historically Underutilized Business Field Audits Conducted	700	700
Number of Historically Underutilized Business Desk Audits Conducted	2,700	2,700
C. Goal: MANAGE STATE REVENUE		
Outcome (Results/Impact):		
Time Taken to Return Tax Allocations to Local Jurisdictions (Days)	20	21
C.1.1. Strategy: REVENUE & TAX PROCESSING		
Output (Volume):		
Number of Tax Returns Processed	6,000,000	6,180,000
Efficiencies:		
Average Number of Hours to Deposit Receipts	10	10

COMPTROLLER OF PUBLIC ACCOUNTS
(Continued)

2. Capital Budget. Funds appropriated above may be expended for capital budget items listed below. The amounts identified for each item may be adjusted or expended on other capital expenditures, subject to the aggregate dollar restrictions on capital budget expenditures provided in the general provisions of this Act.

	2020	2021
a. Acquisition of Information Resource Technologies		
(1) Daily Operations	\$ 11,745,335	\$ 11,745,335
b. Centralized Accounting and Payroll/Personnel System (CAPPS)		
(1) ProjectONE/Centralized Accounting and Payroll/Personnel System (CAPPS)	<u>\$ 48,414,815</u>	<u>\$ 48,414,815</u>
Total, Capital Budget	<u>\$ 60,160,150</u>	<u>\$ 60,160,150</u>
Method of Financing (Capital Budget):		
General Revenue Fund	\$ 57,829,360	\$ 57,829,360
Interagency Contracts	<u>\$ 2,330,790</u>	<u>\$ 2,330,790</u>
Total, Method of Financing	<u>\$ 60,160,150</u>	<u>\$ 60,160,150</u>

3. Appropriation of Receipts. The Comptroller is hereby authorized to transfer appropriated funds and cash from the state agencies' funds and accounts to the Comptroller's Office to reimburse for the cost of mailing warrants and consolidating payments across agency and fund lines, making electronic transfers and data transmissions to financial institutions, vendors, and associated activities. These, and all sums received in refund of postage, insurance, and shipping costs for the cigarette stamp program, are hereby appropriated to the Comptroller's Office.

4. Employee Incentive Rider. In addition to the existing authority and amounts related to employee compensation and benefits, the Comptroller of Public Accounts may expend amounts necessary from funds appropriated for the 2020-21 biennium for the purposes of enhancing compensation, providing incentives, or paying associated expenses for high performing employees within the Comptroller's Office.

5. Capital Expenditures Authorized. Notwithstanding the limitations placed on the expenditure of funds for capital budget items contained in this Act, the Comptroller of Public Accounts is hereby authorized to expend funds appropriated to the Comptroller of Public Accounts for the acquisition of capital budget items.

6. Transfer Authority. Notwithstanding limitations on appropriation transfers contained in the General Provisions of this Act, the Comptroller of Public Accounts is hereby authorized to direct agency resources and transfer such amounts appropriated above between appropriation line items.

7. Unexpended Balances Carried Forward Between Biennia. All unobligated and unexpended balances appropriated and/or allocated to the Comptroller of Public Accounts from the 2018-19 biennium due to efficiencies or other cost savings of the Comptroller are hereby appropriated for the 2020-21 biennium. The appropriations herein are for ensuring the continuation of high priority programs within the Comptroller's Office.

8. Appropriation of Unclaimed Property Handling Fees. Included in the amounts appropriated above to the Comptroller of Public Accounts in Strategy C.1.1, Revenue and Tax Processing, is an amount not to exceed \$1,000,000 out of the General Revenue Fund in each fiscal year of the biennium from Unclaimed Property handling fees, collected pursuant to Property Code §74.509, to perform statutory obligations under §§74.201, 74.203, 74.601, and 74.602 of the Texas Property Code and to respond to public inquiries generated by the advertising program including, but not limited to, the hiring of temporary employees. Such amounts shall not exceed the amount of money credited to Unclaimed Property Receipts from unclaimed property proceeds.

In the event that actual and/or projected revenue collections are below estimates provided herein, the Legislative Budget Board may direct the Comptroller of Public Accounts to reduce the appropriation authority provided above to be within the amount of revenue expected to be available.

COMPTROLLER OF PUBLIC ACCOUNTS
(Continued)

- 9. Uniform Statewide Accounting and Payroll Services and Technology.** There is hereby appropriated to the Comptroller of Public Accounts all revenues received as a result of cost sharing arrangements with other state agencies, other governmental units, or non-government entities for software, technology, licensing arrangements, royalty receipts, or other charges or receipts from the sharing of technological or other information, expertise, services, or cooperative agreements of any kind. Such revenues shall be available to the Comptroller for the use of further enhancement of automation and technology services, computer services, and computer time.
- 10. Unexpended Balances Between Fiscal Years Within the Biennium.** Any unexpended balances as of August 31, 2020, in the appropriations made herein to the Comptroller of Public Accounts are hereby appropriated for the same purpose for the fiscal year beginning September 1, 2020.
- 11. Reimbursement for Treasury Operations.** In accordance with §404.071, Government Code, the Comptroller of Public Accounts shall determine the costs incurred in receiving, paying, accounting for, and investing money in funds and accounts which are entitled to receive temporary interest. An amount equal to these costs shall be deducted from the interest earned on such funds and accounts and is hereby appropriated for deposit into the General Revenue Fund.
- 12. Vehicle Fuel Efficiency Standard.** The Comptroller of Public Accounts shall report to the Legislature once per biennium on the number of vehicles procured by each state agency that comply with state agency vehicle fuel standard described in §2158.009, Government Code, and the number of vehicles procured by each state agency that do not comply with the standard.
- 13. Appropriation of Liquidity Fees.** Included in the amounts appropriated above in Strategy B.3.1, Treasury Operations, is an amount not to exceed \$125,000 out of the General Revenue Fund in each fiscal year of the biennium from liquidity fees collected pursuant to Government Code §404.027 for the purpose of contracting with or employing experts, including financial advisors, financial analysts, swap advisors, outside counsel, and other similar subject matter experts, as necessary, on state finance matters.

In the event that actual and/or projected revenue collections are below estimates provided herein, the Legislative Budget Board may direct the Comptroller of Public Accounts to reduce the appropriation authority provided above to be within the amount of revenue expected to be available.

- 14. Informational Listing: Enterprise Resource Planning Software License Payments.** The following is an informational listing of funds appropriated above in Strategy B.1.2, CAPPS Implementation, out of Interagency Contracts by agency for enterprise resource planning software license payments.

	<u>FY 2020</u>	<u>FY 2021</u>
<u>ARTICLE I</u>		
Office of Attorney General	\$ 62,345	\$ 62,345
<u>ARTICLE II</u>		
Health and Human Services Commission	\$ 1,397,682	\$ 1,397,682
<u>ARTICLE III</u>		
Texas Education Agency	\$ 155,265	\$ 155,265
<u>ARTICLE VII</u>		
Department of Housing and Community Affairs	\$ 59,258	\$ 59,258
Department of Transportation	\$ 315,265	\$ 315,265
Texas Workforce Commission	<u>\$ 340,975</u>	<u>\$ 340,975</u>
 Total, Software License Payments	 <u>\$ 2,330,790</u>	 <u>\$ 2,330,790</u>

- 15. Statewide Procurement Fees.** Included in amounts appropriated above in Strategy B.4.1, Procurement and Support Services, is an estimated \$900,000 in Appropriated Receipts and an estimated \$712,910 in Interagency Contracts in each fiscal year of the biennium from receipts assessed under Chapter 2155 and §2176.109, Government Code, §271.082, Local Government Code, and §122.019, Human Resources Code, by the Statewide Procurement division within the Comptroller of Public Accounts for administration of statewide procurement services.

COMPTROLLER OF PUBLIC ACCOUNTS
(Continued)

- 16. Report on the Implementation of the Centralized Accounting and Payroll/Personnel System.** Out of funds appropriated above, the Comptroller of Public Accounts shall report annually to the Legislative Budget Board by October 1st of each fiscal year on the status of the implementation of the Centralized Accounting and Payroll/Personnel System (CAPPS). The report shall include:
- a. Project costs, including ongoing maintenance and support, in the prior two fiscal years and the projected costs of the current fiscal year;
 - b. Status of agencies which have transitioned to implementing CAPPS and a prioritization and timeline to transition remaining agencies to CAPPS;
 - c. Major implementation milestones met in the prior fiscal year and milestones to be met in the current fiscal year; and
 - d. Identification of information technology systems which have been retired as a result of implementation of CAPPS, including any cost savings resulting from those systems' retirements, and those which are expected to be retired in the current fiscal year.
- 17. E-Newsletter Notification of Right to Breast-Feed.** Out of the funds appropriated to the Comptroller of Public Accounts above in Strategy A.3.1, Taxpayer Information, the Comptroller at least annually shall include in the Comptroller's tax policy e-newsletter notification of a mother's right to breast-feed her baby in any location in which the mother's presence is authorized.
- 18. Contract Advisory Team Notification to Legislative Budget Board.** Out of funds appropriated above in Strategy B.4.1, Procurement and Support Services, the Contract Advisory Team (CAT) created by §2262.101, Government Code shall provide the Legislative Budget Board with copies of each recommendation it makes under §2262.101(a)(1), Government Code no later than the 10th business day after making the recommendation. In addition, CAT shall provide the Legislative Budget Board with copies of any written explanation submitted by a state agency under §2262.101(d)(2), Government Code no later than the 10th business day after CAT receives the explanation.
- 19. Information Technology Projects.** Out of funds appropriated above, the Comptroller of Public Accounts shall submit a budget and schedule for information technology (IT) projects, including upgrades, enhancements, replacements, or additions of IT systems or components of IT systems, not later than September 1 of each year to the Chair of the House Appropriations Committee, Chair of the Senate Finance Committee, Speaker of the House, Lieutenant Governor, and staff of the Legislative Budget Board. The report shall include the following information for each project initiated in, ongoing during, and anticipated to be completed in the current fiscal year:
- a. Project description, including anticipated improvements or benefits;
 - b. Actual or estimated project cost, including method of finance detail;
 - c. Actual or estimated dates of project commencement and completion;
 - d. Projected annual costs for ongoing maintenance and support; and
 - e. Any additional information requested by staff of the Legislative Budget Board.
- 20. Improve and Enhance Services and Systems.** Included in amounts appropriated above to the Comptroller of Public Accounts is \$16,400,000 in fiscal year 2020, out of the General Revenue Fund, for the purpose of improving and enhancing agency services and systems. Any unexpended and unobligated balances of these funds remaining as of August 31, 2020, are appropriated to the Comptroller of Public Accounts for the fiscal year beginning September 1, 2020, for the same purpose.
- 21. Centralized Accounting and Payroll/Personnel System Implementation.** Included in amounts appropriated above in Strategy B.1.2, CAPPS Implementation, is \$12,000,000 in each fiscal year of the biennium out of the General Revenue Fund for the Centralized Accounting and Payroll/Personnel System (CAPPS) as authorized by Chapter 2101, Government Code.
- 22. Contingency for Senate Bill 2.** Contingent on enactment of Senate Bill 2, or similar legislation relating to the administration of the ad valorem tax system, by the Eighty-sixth Legislature, Regular Session, in addition to amounts appropriated above, the Comptroller of Public Accounts is

COMPTROLLER OF PUBLIC ACCOUNTS
(Continued)

appropriated \$1,241,000 for each fiscal year of the biennium from General Revenue to implement the provisions of the legislation. In addition, the “Number of Full-Time-Equivalents (FTE)” indicated in the agency’s bill pattern is increased by 18.0 FTEs in each fiscal year.

FISCAL PROGRAMS - COMPTROLLER OF PUBLIC ACCOUNTS

	For the Years Ending	
	August 31, 2020	August 31, 2021
Method of Financing:		
General Revenue Fund	\$ 574,264,575	\$ 585,618,275
 <u>General Revenue Fund - Dedicated</u>		
Law Enforcement Officer Standards and Education Account No. 116	\$ 6,000,000	\$ 6,000,000
Compensation to Victims of Crime Auxiliary Account No. 494	50,000	UB
Oil Overcharge Account No. 5005	13,796,291	13,796,291
Subtotal, General Revenue Fund - Dedicated	\$ 19,846,291	\$ 19,796,291
Federal Funds	\$ 13,407,462	\$ 13,410,350
County and Road District Highway Fund No. 0057	\$ 7,300,000	\$ 7,300,000
Total, Method of Financing	\$ 614,818,328	\$ 626,124,916

This bill pattern represents an estimated 33.5% of this agency’s estimated total available funds for the biennium.

Number of Full-Time-Equivalents (FTE): 15.0 15.0

Items of Appropriation:

A. Goal: CPA - FISCAL PROGRAMS

Comptroller of Public Accounts - Fiscal Programs.

A.1.1. Strategy: MISCELLANEOUS CLAIMS	\$ 13,000,000	\$ 13,000,000
Pay misc claims/wrongful imprisonment, Gov't Code 403.074. Estimated.		
A.1.2. Strategy: REIMBURSE - BEVERAGE TAX	239,591,000	253,264,000
Reimburse mix bev tax per Tax Code 183.051. Estimated.		
A.1.3. Strategy: JUDGMENTS AND SETTLEMENTS	1,500,000	UB
Payment of Ch. 101, 104 CPR Code, Ch. 59 Educ Code. Fed Court Claims.		
A.1.4. Strategy: COUNTY TAXES - UNIVERSITY LANDS	7,283,504	8,464,204
Payment of County Taxes on University Lands. Estimated.		
A.1.5. Strategy: LATERAL ROAD FUND DISTRICTS	7,300,000	7,300,000
Lateral Road Fund Distribution.		
A.1.6. Strategy: UNCLAIMED PROPERTY	275,000,000	275,000,000
To Pay Legitimate Claims for Unclaimed Prop Held by State. Estimated.		
A.1.7. Strategy: LAW ENFORCEMENT EDUCATION FUNDS	6,000,000	6,000,000
Allocate Law Enforcement Education Funds.		
A.1.8. Strategy: ADVANCED TAX COMPLIANCE	6,971,824	6,971,824
A.1.9. Strategy: SUBSEQUENT CVC CLAIMS	50,000	UB
Subsequent Crime Victim Compensation Claims. Estimated.		
A.1.10. Strategy: GROSS WEIGHT/AXLE FEE DISTRIBUTION	17,000,000	17,000,000
Distribution to Counties per Transportation Code 621.353. Estimated.		
A.1.11. Strategy: HABITAT PROTECTION FUND	5,000,000	0
A.1.12. Strategy: DISABLED VETERAN ASSIST PAYMENTS	8,500,000	11,500,000
Disabled Veteran Assistance Payments to Cities and Counties.		
 Total, Goal A: CPA - FISCAL PROGRAMS	\$ 587,196,328	\$ 598,500,028

FISCAL PROGRAMS - COMPTROLLER OF PUBLIC ACCOUNTS
(Continued)

B. Goal: ENERGY OFFICE

Develop & Administer Programs That Promote Energy Efficiency.

B.1.1. Strategy: ENERGY OFFICE	\$ 2,009,055	\$ 2,007,086
Promote and Manage Energy Programs.		
B.1.2. Strategy: OIL OVERCHARGE SETTLEMENT FUNDS	13,236,629	13,236,629
Allocate Grants and Loans to Promote Energy Efficiency.		
B.1.3. Strategy: FEDERAL FUNDS	<u>12,376,316</u>	<u>12,381,173</u>
Allocate Grants and Loans to Promote Energy Efficiency.		

Total, Goal B: ENERGY OFFICE \$ 27,622,000 \$ 27,624,888

Grand Total, FISCAL PROGRAMS - COMPTROLLER OF PUBLIC ACCOUNTS \$ 614,818,328 \$ 626,124,916

Supplemental Appropriations Made in Riders: \$ 350,000 \$ UB

Object-of-Expense Informational Listing:

Salaries and Wages	\$ 878,267	\$ 878,540
Other Personnel Costs	230,074	230,172
Professional Fees and Services	6,874,009	6,874,009
Utilities	714	714
Travel	33,314	30,974
Rent - Machine and Other	14,000	14,000
Other Operating Expense	295,850,501	288,950,501
Grants	<u>311,287,449</u>	<u>329,146,006</u>

Total, Object-of-Expense Informational Listing \$ 615,168,328 \$ 626,124,916

Estimated Allocations for Employee Benefits and Debt Service Appropriations Made Elsewhere in this Act:

Employee Benefits

Retirement	\$ 67,188	\$ 67,524
Group Insurance	150,510	153,686
Social Security	59,742	60,041
Benefits Replacement	<u>2,958</u>	<u>2,514</u>

Total, Estimated Allocations for Employee Benefits and Debt Service Appropriations Made Elsewhere in this Act \$ 280,398 \$ 283,765

1. Performance Measure Targets. The following is a listing of the key performance target levels for the Fiscal Programs - Comptroller of Public Accounts. It is the intent of the Legislature that appropriations made by this Act be utilized in the most efficient and effective manner possible to achieve the intended mission of the Fiscal Programs - Comptroller of Public Accounts. In order to achieve the objectives and service standards established by this Act, the Fiscal Programs - Comptroller of Public Accounts shall make every effort to attain the following designated key performance target levels associated with each item of appropriation.

	<u>2020</u>	<u>2021</u>
B. Goal: ENERGY OFFICE		
Outcome (Results/Impact):		
Utility Dollars Saved as a Percentage of Utility Expenditures	19%	19%
Utility Dollars Saved by LoanSTAR Projects (in Millions)	38	38

2. Appropriation from the Compensation to Victims of Crime Auxiliary Fund. Included in amounts appropriated above out of the General Revenue-Dedicated Compensation to Victims of Crime Auxiliary Fund No. 494 in Strategy A.1.9, Subsequent CVC Claims, are funds received by the Comptroller from departments under Government Code §76.013, for crime victims who have not made a claim for restitution during the prescribed five year period and who make a subsequent claim (estimated to be \$50,000 for the biennium). In addition to amounts identified herein and included above, all revenue collected on or after September 1, 2019, is hereby appropriated for the same purpose. Any unobligated balances remaining as of August 31, 2020, are hereby appropriated for the same purpose for the fiscal year beginning September 1, 2020.

FISCAL PROGRAMS - COMPTROLLER OF PUBLIC ACCOUNTS
(Continued)

- 3. Appropriation, Payment of Miscellaneous Claims.** In addition to amounts appropriated above in Strategy A.1.1, Miscellaneous Claims, the Comptroller of Public Accounts is hereby appropriated out of other special funds and accounts as appropriate, amounts necessary to pay small miscellaneous claims.
- 4. Appropriation, Payment of Judgments and Settlements.** Except for claims under Chapter 59, Education Code, in addition to amounts appropriated above in Strategy A.1.3, Judgments and Settlements, the Comptroller of Public Accounts is hereby appropriated out of other special funds and accounts as appropriate, amounts necessary to pay claims, judgments, and settlements.
- 5. Limitation, Payment of Judgments and Settlements.** The expenditures authorized in Strategy A.1.3, Judgments and Settlements, for payment of settlements and judgments for claims against state agencies payable under Chapters 101 and 104, Civil Practice and Remedies Code, including indemnification for criminal prosecution, and Federal Court judgments and settlements, are hereby limited to those claims where the settlement or judgment amount exceeds the amount authorized by Article IX, Judgments and Settlements, of this Act to be paid out of appropriations made to the involved agency elsewhere in this Act. These judgments and settlements shall be paid from special or local funds of the agency or institution to the extent available, and then from General Revenue. The Comptroller shall require reimbursement from agencies and institutions as special or local funds become available. This limitation shall not apply in those cases where the judgment order of the trial court was entered, or a settlement agreement was executed, prior to September 1, 1995, or to the payment of eligible medical malpractice claims under Chapter 59, Education Code. All claims shall be prepared, verified and signed by the Office of the Attorney General.
- 6. International Fuel Tax Agreement.** Out of amounts collected as a result of the administration of Chapter 162, Tax Code, the Comptroller shall determine the amounts due other jurisdictions as reflected by motor fuels reports and other information available pursuant to an International Fuel Tax Agreement or otherwise subject to refund. Such amounts are hereby appropriated and may be segregated as necessary for remittance to other jurisdictions and for refunds as provided by law. Fees and costs associated with an International Fuel Tax Agreement may be paid from the interest earnings on amounts due other jurisdictions or subject to refund. The Comptroller may estimate the amounts due other jurisdictions or subject to refund out of amounts collected as a result of the administration of Chapter 162, Tax Code, and may segregate such funds as necessary for administration of the agreement.
- 7. Appropriation of Tax and Revenue Anticipation Note Fund No. 0577.** There is hereby appropriated to the Comptroller of Public Accounts all money deposited in the tax and revenue anticipation note fund for the purposes of paying principal of, premium (if any), interest on, and costs of issuance relating to tax and revenue anticipation notes issued during the biennium. To the extent that money deposited into the tax and revenue anticipation note fund is insufficient to pay the principal of, premium (if any), interest on, and costs of issuance relating to notes, there is hereby appropriated to the Comptroller of Public Accounts from the General Revenue Fund amounts necessary for the full repayment of all principal of, premium (if any), and interest on any notes issued during the biennium.
- 8. Advanced Tax Compliance and Debt Collections.** To the extent that the Comptroller contracts with persons or entities to provide information, services, or technology or expands and/or enhances the technology to aid in the advanced collections of debts, taxes, or other property due to or belonging to the State of Texas pursuant to Government Code, §403.019 or §403.0195 or Tax Code, §111.0035 or §111.0036, all sums necessary to pay contract, maintenance, and other expenses connected with the collections, including any administrative costs of the Comptroller directly associated with the collections program, are hereby appropriated to the Comptroller from collection proceeds. The balance of collection proceeds shall be transferred to the General Revenue Fund or to any dedicated or special funds or accounts to which the collection proceeds may belong.

Consistent with the Comptroller's role as the chief fiscal officer and tax collector for the state, all resulting collections and associated expenses shall be accounted for through the fiscal agency operations of the Comptroller's Office in a manner which reflects both the amounts of enhanced collections as well as the amount of expenses related to the increased deposits.
- 9. Oil Overcharge Settlement Funds.** Included in funds appropriated above to Strategy B.1.1, Energy Office, and Strategy B.1.2, Oil Overcharge Settlement Funds, out of Oil Overcharge Account No. 5005, are funds allocated to the State of Texas through consent decrees, court decrees, and administrative orders involving violation of the mandatory petroleum pricing and

FISCAL PROGRAMS - COMPTROLLER OF PUBLIC ACCOUNTS
(Continued)

allocation regulations, including the interest earned on those used by the State Energy Conservation Office (SECO) for the biennium beginning September 1, 2019 (estimated to be \$26,473,258). Any unexpended and unobligated balances as of August 31, 2019, out of Oil Overcharge Account No. 5005 are included in Strategy B.1.1, Energy Office, and Strategy B.1.2, Oil Overcharge Settlement Funds, and are to be used by SECO for the biennium beginning September 1, 2019 (estimated to be \$1,119,324). In addition to amounts identified herein and included above, all unexpended and unobligated balances remaining as of August 31, 2019, and all revenue generated on or after September 1, 2019, are hereby appropriated for the same purpose.

Out of these estimated balances and revenues, the SECO shall allocate an estimated total of \$2,658,000 over the biennium based on the designations listed below. SECO is granted the discretion to prorate Oil Overcharge Funds based on these designations in the event that the total amount estimated by this allocation is not realized. The amounts below are hereby designated for the biennium beginning September 1, 2019, for the following purposes:

	<u>FY 2020</u>	<u>FY 2021</u>
Schools/Local Government Program	\$265,800 & UB	\$265,800 & UB
State Agencies/Higher Education Program	\$265,800 & UB	\$265,800 & UB
Renewable Energy Program	\$265,800 & UB	\$265,800 & UB
Transportation Energy Program	\$265,800 & UB	\$265,800 & UB
Alternative Fuels Program	\$265,800 & UB	\$265,800 & UB

Funds de-obligated from contracts within the above programs shall remain within the program. State Energy Program Administration funds are appropriated in Strategy B.1.1, Energy Office.

Pursuant to Texas Government Code § 2305.032(f), funds available to the LoanSTAR Revolving Loan Program out of the Oil Overcharge Account No. 5005 shall equal or exceed \$95,000,000 at all times. All unexpended and unobligated LoanSTAR balances (estimated to be \$1,119,324 of total balances noted above) and all revenues, except depository interest earned on LoanSTAR balances, generated by funds in the LoanSTAR Program (estimated to be \$23,815,258 of total revenues noted above), shall remain in the program. If a state agency or institution of higher education is a recipient of a loan under the statewide retrofit demonstration and revolving loan program, the agency or institution shall repay the loan from funds budgeted for the energy costs of the agency or institution.

- 10. Department of Energy (DOE) Federal Funds.** Included in amounts appropriated above in Strategy B.1.1, Energy Office and Strategy B.1.3, Federal Funds, are all funds allocated to the State of Texas by the U.S. Department of Energy to fund Pantex and State energy programs detailed below for the biennium beginning September 1, 2019.

The SECO shall allocate funds based upon the designations listed below:

	<u>FY 2020</u>	<u>FY 2021</u>
<u>Federal Funds: Pantex Programs</u>		
Agreement in Principle (Remedial Clean Up Action)	\$1,561,853 & UB	\$1,564,741 & UB
Waste Isolation Pilot Plant	\$451,600 & UB	\$451,600 & UB
<u>Federal Funds: State Energy Program</u>		
State Energy Program (SEP) Grant	\$916,539 & UB	\$916,539 & UB

FISCAL PROGRAMS - COMPTROLLER OF PUBLIC ACCOUNTS
(Continued)

- 11. Appropriation of Tax Refunds.** As much of the respective taxes, fees, and charges, including penalties or other financial transactions administered or collected by the Comptroller as may be necessary is hereby appropriated and set aside to pay refunds, interest, and any costs and attorney fees awarded in court cases, as provided by law, subject to the following limitations and conditions:
- a. Unless another law, or section of this Act, provides a period within which a particular refund claim must be made, funds appropriated herein may not be used to pay a refund claim made under this section after four years from the latest date on which the amount collected or received by the State was due, if the amount was required to be paid on or before a particular date. If the amount was not required to be paid on or before a particular date, a refund claim may not be made after four years from the date the amount was collected or received. A person who fails to make a refund claim within the period provided by law, or this provision, shall not be eligible to receive payment of a refund under this provision.
 - b. Except as provided by subsection "c", as a specific limitation to the amount of refunds paid from funds appropriated in this Act during the 2020-21 biennium, the Comptroller shall not approve claims or issue warrants for refunds in excess of the amount of revenue estimated to be available from the tax, fee, or other revenue source during the biennium according to the Biennial Revenue Estimate of the Comptroller of Public Accounts used for certification of this Act. Any claim or portion of a claim which is in excess of the limitation established by this subsection "b" shall be presented to the next legislature for a specific appropriation in order for payment to be made. The limitation established by this subsection "b" shall not apply to any taxes or fees paid under protest.
 - c. Where the Biennial Revenue Estimate referenced in subsection "b" provides that no revenues are estimated to be available from a tax, fee, or other revenue source, and where a special fund or dedicated account has been abolished or the law creating the special fund or dedicated account has been repealed or has expired, any balances which may have been transferred or credited to the General Revenue Fund because of such abolishment, repeal or expiration are appropriated from that fund to pay refunds that are otherwise payable under this section.
 - d. From amounts collected pursuant to Section 102.052, Business & Commerce Code, there are hereby appropriated amounts necessary to pay a refund, settlement or judgment arising from litigation relating to the validity of the fee. Any portion of a settlement or judgment in excess of the amounts collected under Section 102.051, et seq., including interest, courts costs, or attorneys fees, shall be presented to the next legislature for a specific appropriation in order for payment to be made.
- 12. Appropriation of Hotel/Motel Taxes.** In addition to amounts appropriated above, the Comptroller of Public Accounts is hereby appropriated out of hotel taxes collected under Chapter 156, Tax Code, amounts necessary to pay percentages to eligible coastal municipalities as calculated pursuant to §§156.2511 and 156.2512, Tax Code.
- 13. Cash Flow Transfer.** As required by Government Code, §403.092, for the state fiscal biennium beginning September 1, 2019, the Comptroller of Public Accounts is appropriated from the General Revenue Fund the amount needed:
- a. to return any available cash that was transferred to the General Revenue Fund from a fund outside the state treasury; and
 - b. to maintain the equity of the fund from which the transfer was made.
- 14. Mixed Beverage Tax Reimbursements.** Out of amounts appropriated above in Strategy A.1.2, Reimburse - Beverage Tax, the Comptroller of Public Accounts shall reimburse eligible incorporated municipalities and counties a portion of receipts from the collection of the mixed beverage gross receipts tax and mixed beverage sales tax at a rate of 10.7143 percent in accordance with Tax Code, §183.051.
- 15. Disabled Veteran Assistance Payments.** Included in amounts appropriated above in Strategy A.1.12, Disabled Veteran Assistance Payments to Cities and Counties, is \$8,500,000 in fiscal year 2020 and \$11,500,000 in fiscal year 2021 from General Revenue for transfer to the General Revenue-Dedicated Disabled Veterans Local Government Assistance Account No. 5160 for the

FISCAL PROGRAMS - COMPTROLLER OF PUBLIC ACCOUNTS
(Continued)

purpose of providing assistance to qualified cities and counties pursuant to Section 140.011, Local Government Code. Any unexpended and unobligated balance remaining as of August 31, 2020, is appropriated for the same purpose for the fiscal year beginning September 1, 2020.

- 16. Appropriation of Texas Bullion Depository Receipts.** The Comptroller of Public Accounts is appropriated from the fees, charges, penalties, and other amounts related to the Texas Bullion Depository, including those received under Chapter 2116, Government Code, and Section 403.0301, Government Code, and the interest thereon, all sums necessary to implement, administer, and promote the Texas Bullion Depository. Any unexpended and unobligated balances of these funds remaining as of August 31, 2020, are appropriated to the Comptroller of Public Accounts for the fiscal year beginning September 1, 2020, for the same purpose.
- 17. Habitat Protection Fund.** Included in amounts appropriated above in Strategy A.1.11, Habitat Protection Fund, is \$5,000,000 in general revenue for fiscal year 2020 for transfer to the Habitat Protection Fund outside the state treasury under Section 403.452, Government Code, to be used by the comptroller of public accounts to:
- (1) enter into contracts with state public universities to conduct research studies on species of interest, including candidate, threatened, or endangered species, and provide appropriate peer review and contract administration; and
 - (2) support the development or coordination of the development of a habitat conservation plan or a candidate conservation plan and pay the costs associated with implementing or monitoring the implementation of the plan.
- 18. Report on Local Continuing Education Allocations.** Out of funds appropriated to the Comptroller of Public Accounts, the Comptroller of Public Accounts shall submit a report on the use of allocations made to local law enforcement agencies under Section 1701.157, Occupations Code, by December 1 of each year to the Chair of the House Appropriations Committee, Chair of the Senate Finance Committee, Speaker of the House, Lieutenant Governor and staff of the Legislative Budget Board. The report shall include the following information for the allocations made in the previous year:
- a. Identification of each allocation made, including the recipient and amount of the allocation;
 - b. The amount and percentage of the allocation that was spent by each local law enforcement agency;
 - c. The number of training hours funded through the allocation for each local law enforcement agency; and
 - d. A summary of the findings of any audit conducted by the Comptroller or the State Auditor's Office, pursuant to the authority provided in Section 1701.157(c), Occupations Code.
- 19. Appropriations to the Compensation to Victims of Crime Auxiliary Fund.** In addition to amounts appropriated above, the Fiscal Programs - Comptroller of Public Accounts is hereby appropriated any additional amounts as necessary in Strategy A.1.9, Subsequent CVC Claims, for the 2020-21 biennium from General Revenue for transfer to the General Revenue-Dedicated Compensation to Victims of Crime Auxiliary Account No. 494 for the purpose of providing compensation payments made by the Comptroller's Office and authorized by the Crime Victims Compensation Act to victims of crimes previously not located by local departments within five (5) years after the court has ordered restitution.
- 20. Report on Cost of Ad Valorem Tax Exemption for 100 Percent Disabled Veterans.**
- (a) Out of funds appropriated above, the Comptroller of Public Accounts shall conduct a study to determine the amount of ad valorem tax revenue that each county containing a United States military installation, each county adjacent to a county containing a United States military installation, and each municipality located in either type of those counties lost for the 2019 ad valorem tax year as the result of the granting of the exemption from ad valorem taxation required by Section 11.131, Tax Code, calculated by multiplying the ad valorem tax rate adopted by the county or municipality, as applicable, for the 2019 ad valorem tax year by the total appraised value of all property located in the county or municipality, as applicable, that was granted the exemption for that tax year.

FISCAL PROGRAMS - COMPTROLLER OF PUBLIC ACCOUNTS
(Continued)

- (b) The comptroller shall prepare a report that states the amount of ad valorem tax revenue calculated under Subsection (a) of this section that was lost by:
- (1) each municipality listed by name;
 - (2) each county listed by name; and
 - (3) all municipalities and counties in this state in the aggregate.
- (c) Not later than December 1, 2020, the comptroller shall submit the report to the speaker of the house of representatives, the lieutenant governor, and each member of the legislature.
- 21. Texas Bullion Depository.** In addition to amounts appropriated above, the Fiscal Programs - Comptroller of Public Accounts is appropriated \$350,000 in General Revenue in fiscal year 2020 to facilitate operations of the Texas Bullion Depository, including costs incurred to withdraw, insure and transport precious metals from private or other depositories transferred to the Texas Bullion Depository. Any unexpended and unobligated balances of these funds remaining as of August 31, 2020, are appropriated to the Fiscal Programs - Comptroller of Public Accounts for the fiscal year beginning September 1, 2020, for the same purpose.

**INFORMATIONAL LISTING OF FUNDS APPROPRIATED TO THE
COMPTROLLER FOR SOCIAL SECURITY AND BRP**

- 1. Informational Listing of Appropriated Funds.** The appropriations made in this and other articles of this Act to the Comptroller of Public Accounts - Social Security/Benefit Replacement Pay are subject to the following provisions. The following amounts shall be used for the purposes indicated.

	For the Years Ending	
	August 31, 2020	August 31, 2021
<u>Method of Financing:</u>		
General Revenue, estimated	\$ 657,665,818	\$ 662,829,982
General Revenue-Dedicated, estimated	90,961,872	92,207,488
Federal Funds, estimated	99,008,740	98,836,701
<u>Other Funds</u>		
Other Special State Funds, estimated	23,344,704	23,569,667
State Highway Fund No. 006, estimated	53,176,895	53,277,338
Subtotal, Other Funds	76,521,599	76,847,005
Total, Method of Financing	\$ 924,158,029	\$ 930,721,176
 A. Goal: Social Security/Benefit Replacement Comptroller - Social Security		
A.1.1. Strategy: State Match - Employer State Match - Employer. Estimated.		
	\$ 915,079,275	\$ 923,004,235
A.1.2. Strategy: Benefit Replacement Pay Benefit Replacement Pay. Estimated.		
	9,078,754	7,716,941
Total, Goal A: Social Security/Benefit Replacement	\$ 924,158,029	\$ 930,721,176
 Grand Total, SOCIAL SECURITY AND BENEFIT REPLACEMENT PAY	 \$ 924,158,029	 \$ 930,721,176

- 2. Transfer of Social Security Contributions and Benefit Replacement Pay.** Appropriations made in this and other articles of this Act for Social Security and Benefit Replacement Pay shall be transferred by each agency from the Comptroller of Public Accounts to the agency based on estimated amounts by funding source for each fiscal year. Transfers should be made no later than

**INFORMATIONAL LISTING OF FUNDS APPROPRIATED TO THE
COMPTROLLER FOR SOCIAL SECURITY AND BRP
(Continued)**

September 15th of the year in which the payments are to be made. Adjustments and return of excess appropriation authority to the Comptroller's Office shall be completed by October 30th of the subsequent fiscal year.

COMMISSION ON STATE EMERGENCY COMMUNICATIONS

	For the Years Ending	
	August 31, 2020	August 31, 2021
Method of Financing:		
<u>General Revenue Fund - Dedicated</u>		
Commission on State Emergency Communications Account No. 5007		
911 Service Fees Account No. 5050	\$ 15,183,809	\$ 11,776,999
	64,564,098	62,238,322
Subtotal, General Revenue Fund - Dedicated	\$ 79,747,907	\$ 74,015,321
Total, Method of Financing	\$ 79,747,907	\$ 74,015,321
 This bill pattern represents an estimated 100% of this agency's estimated total available funds for the biennium.		
Number of Full-Time-Equivalents (FTE):	25.0	25.0
Schedule of Exempt Positions:		
Executive Director, Group 3	\$132,835	\$132,835
Items of Appropriation:		
A. Goal: STATEWIDE 9-1-1 SERVICES		
Planning & Development, Provision & Enhancement of 9-1-1 Service.		
A.1.1. Strategy: 9-1-1 NTWK OPER & EQUIP REPLACEMENT	\$ 61,949,385	\$ 63,872,896
9-1-1 Network Operations and Equipment Replacement.		
A.1.2. Strategy: NEXT GEN 9-1-1 IMPLEMENTATION	7,542,112	128,688
A.1.3. Strategy: CSEC 9-1-1 PROGRAM ADMINISTRATION	925,763	925,763
Total, Goal A: STATEWIDE 9-1-1 SERVICES	\$ 70,417,260	\$ 64,927,347
 B. Goal: POISON CONTROL SERVICES		
Maintain High Quality Poison Control Services in Texas.		
B.1.1. Strategy: POISON CALL CENTER OPERATIONS	\$ 6,550,372	\$ 6,550,371
B.1.2. Strategy: STATEWIDE POISON NETWORK OPERATIONS	1,529,881	1,287,209
B.1.3. Strategy: CSEC POISON PROGRAM MANAGEMENT	279,690	279,690
Total, Goal B: POISON CONTROL SERVICES	\$ 8,359,943	\$ 8,117,270
 C. Goal: INDIRECT ADMINISTRATION		
C.1.1. Strategy: INDIRECT ADMINISTRATION	\$ 970,704	\$ 970,704
Grand Total, COMMISSION ON STATE EMERGENCY COMMUNICATIONS	\$ 79,747,907	\$ 74,015,321
 Object-of-Expense Informational Listing:		
Salaries and Wages	\$ 1,763,625	\$ 1,763,625
Other Personnel Costs	38,758	41,087
Professional Fees and Services	7,799,362	235,607
Consumable Supplies	8,000	8,000
Utilities	450,560	435,700
Travel	86,000	86,000
Rent - Building	8,200	8,200
Rent - Machine and Other	6,000	6,000

COMMISSION ON STATE EMERGENCY COMMUNICATIONS
(Continued)

Other Operating Expense	1,207,645	1,187,835
Grants	68,379,757	70,243,267
Total, Object-of-Expense Informational Listing	\$ 79,747,907	\$ 74,015,321

Estimated Allocations for Employee Benefits and Debt Service Appropriations Made Elsewhere in this Act:

Employee Benefits

Retirement	\$ 142,105	\$ 142,816
Group Insurance	294,351	299,787
Social Security	122,421	123,033

Total, Estimated Allocations for Employee Benefits and Debt Service Appropriations Made Elsewhere in this Act

	\$ 558,877	\$ 565,636
--	-------------------	-------------------

1. Performance Measure Targets. The following is a listing of the key performance target levels for the Commission on State Emergency Communications. It is the intent of the Legislature that appropriations made by this Act be utilized in the most efficient and effective manner possible to achieve the intended mission of the Commission on State Emergency Communications. In order to achieve the objectives and service standards established by this Act, the Commission on State Emergency Communications shall make every effort to attain the following designated key performance target levels associated with each item of appropriation.

	2020	2021
A. Goal: STATEWIDE 9-1-1 SERVICES		
Outcome (Results/Impact):		
Percentage of Time ALI System is Operational	99.5%	99.5%
A.1.1. Strategy: 9-1-1 NTWK OPER & EQUIP REPLACEMENT		
Output (Volume):		
Number of 9-1-1 Calls Received by State Program Public Safety Answering Points (PSAPs)	3,933,023	3,933,023
B. Goal: POISON CONTROL SERVICES		
Outcome (Results/Impact):		
Percentage of Time the Texas Poison Control Managed Services are Available	99.5%	99.5%
B.1.1. Strategy: POISON CALL CENTER OPERATIONS		
Output (Volume):		
Total Number of Poison Control Calls Processed Statewide	491,354	491,354
Efficiencies:		
Average Statewide Cost per Poison Call Processed	16.07	15.77

2. Capital Budget. None of the funds appropriated above may be expended for capital budget items except as listed below. The amounts shown below shall be expended only for the purposes shown and are not available for expenditure for other purposes.

	2020	2021
a. Acquisition of Information Resource Technologies		
(1) Emergency Services IP Network (ESINet) Project	\$ 7,413,424	\$ 0
(2) TPCN Disaster Recovery Mitigation Site	182,400	87,540
Total, Acquisition of Information Resource Technologies	\$ 7,595,824	\$ 87,540
b. Data Center Consolidation		
(1) Data Center Services	\$ 142,867	\$ 142,867
Total, Capital Budget	\$ 7,738,691	\$ 230,407

Method of Financing (Capital Budget):

General Revenue Fund - Dedicated

Commission on State Emergency Communications Account No. 5007	\$ 1,951,164	\$ 101,719
911 Service Fees Account No. 5050	5,787,527	128,688

COMMISSION ON STATE EMERGENCY COMMUNICATIONS
(Continued)

Subtotal, General Revenue Fund - Dedicated	\$ <u>7,738,691</u>	\$ <u>230,407</u>
Total, Method of Financing	\$ <u>7,738,691</u>	\$ <u>230,407</u>

3. **Equipment Replacement.** None of the funds appropriated above to Strategy A.1.1, 9-1-1 Network Operations and Equipment Replacement, may be used to replace or fund a reserve for future replacement of 9-1-1 equipment. The Commission on State Emergency Communications shall develop and submit a 10-year equipment replacement schedule to the Legislative Budget Board and the Governor's Office not later than November 1, 2019. The Commission on State Emergency Communications may modify the schedule as necessary during the biennium, due to changing conditions resulting in equipment failure that affects public safety, and shall notify the Legislative Budget Board and the Governor's Office of such modifications.

4. **Unexpended Balances Within the Biennium - Grants.** Any unexpended balances as of August 31, 2020, in the appropriations made herein to the Commission on State Emergency Communications for grants awarded in accordance with Health and Safety Code §777.009 and 771.051 are appropriated for the same purposes for the fiscal year beginning September 1, 2020.

5. **Regional Planning Commissions.** Included in amounts appropriated above in Strategy A.1.1, 9-1-1 Network Operations and Equipment Replacement, is \$10,000,000 for the biennium to be distributed to the Regional Planning Commissions for administration of the statewide 9-1-1 program. It is the intent of the Legislature that during the 2020-21 biennium no more than \$10,000,000 be allocated to the Regional Planning Commissions for administration of the statewide 9-1-1 program. Each Regional Planning Commission shall submit a Historically Underutilized Business (HUB) plan, pursuant to Chapter 2161 of the Government Code, with its application.

6. **Reimbursement of Advisory Committee Members.** Pursuant to Government Code §2110.004 and Health and Safety Code §777.008, reimbursement of expenses for advisory committee members, out of funds appropriated above, not to exceed \$10,000 per fiscal year, is limited to the following advisory committee: Poison Control Coordinating Committee.

To the maximum extent possible, the Commission shall encourage the use of videoconferencing and teleconferencing and shall schedule meetings and locations to facilitate the travel of participants so that they may return the same day and reduce the need to reimburse members for overnight stays.

7. **American Association of Poison Control Centers Accreditation.** Amounts appropriated above for grants in Strategy B.1.1, Poison Call Center Operations, shall be expended first on call taker positions and then on other positions directly affecting the American Association of Poison Control Centers accreditation before being expended on other positions or purposes related to call center operations.

8. **Unexpended Balances: ESINet Project.** In addition to the amounts appropriated above in Strategy A.1.2, Next Gen 9-1-1 Implementation, any unexpended and unobligated balances as of August 31, 2019 (estimated to be \$0), in General Revenue are appropriated for the biennium beginning September 1, 2019, for implementation of the state level digital 9-1-1 network (ESINet Project) capital budget project.

Any unexpended balances of these funds remaining as of August 31, 2020, are appropriated to the Commission on State Emergency Communications for the fiscal year beginning September 1, 2020, for the same purpose.

TEXAS EMERGENCY SERVICES RETIREMENT SYSTEM

	For the Years Ending	
	August 31, 2020	August 31, 2021
	<u> </u>	<u> </u>
Method of Financing:		
General Revenue Fund	\$ 716,486	\$ 716,486

TEXAS EMERGENCY SERVICES RETIREMENT SYSTEM
(Continued)

GR Dedicated - Volunteer Fire Department Assistance Account No. 5064	\$ 1,329,224	\$ 1,329,224
---	--------------	--------------

Total, Method of Financing	<u>\$ 2,045,710</u>	<u>\$ 2,045,710</u>
-----------------------------------	---------------------	---------------------

This bill pattern represents an estimated 3% of this agency's estimated total available funds for the biennium.

Number of Full-Time-Equivalents (FTE):	10.0	10.0
--	------	------

Schedule of Exempt Positions: Executive Director, Group 3	\$118,826	\$118,826
---	-----------	-----------

Items of Appropriation:

A. Goal: SOUND PENSION FUND

Ensure Actuarially Sound Pension Funds for Emergency Servs Personnel.

A.1.1. Strategy: ADMINISTER PENSION FUND Administer a Pension Fund for Emergency Services Personnel.	\$ 1,924,750	\$ 1,924,750
--	--------------	--------------

A.2.1. Strategy: RECRUITING AND TECHNICAL ASSISTANCE Recruit New Depts, Provide Technical Assistance to Existing Depts.	<u>120,960</u>	<u>120,960</u>
---	----------------	----------------

Total, Goal A: SOUND PENSION FUND	<u>\$ 2,045,710</u>	<u>\$ 2,045,710</u>
--	---------------------	---------------------

Grand Total, TEXAS EMERGENCY SERVICES RETIREMENT SYSTEM	<u>\$ 2,045,710</u>	<u>\$ 2,045,710</u>
--	---------------------	---------------------

Object-of-Expense Informational Listing:

Salaries and Wages	\$ 532,466	\$ 532,466
Other Personnel Costs	11,190	11,190
Professional Fees and Services	99,812	99,812
Consumable Supplies	3,000	3,000
Utilities	640	640
Travel	18,500	18,500
Other Operating Expense	<u>1,380,102</u>	<u>1,380,102</u>

Total, Object-of-Expense Informational Listing	<u>\$ 2,045,710</u>	<u>\$ 2,045,710</u>
---	---------------------	---------------------

Estimated Allocations for Employee Benefits and Debt Service Appropriations Made Elsewhere in this Act:

Employee Benefits

Retirement	\$ 35,426	\$ 35,603
Group Insurance	81,001	81,001
Social Security	<u>38,798</u>	<u>38,992</u>

Total, Estimated Allocations for Employee Benefits and Debt Service Appropriations Made Elsewhere in this Act	<u>\$ 155,225</u>	<u>\$ 155,596</u>
--	-------------------	-------------------

1. Performance Measure Targets. The following is a listing of the key performance target levels for the Texas Emergency Services Retirement System. It is the intent of the Legislature that appropriations made by this Act be utilized in the most efficient and effective manner possible to achieve the intended mission of the Texas Emergency Services Retirement System. In order to achieve the objectives and service standards established by this Act, the Texas Emergency Services Retirement System shall make every effort to attain the following designated key performance target levels associated with each item of appropriation.

	<u>2020</u>	<u>2021</u>
A. Goal: SOUND PENSION FUND		
Outcome (Results/Impact):		
Period to Amortize the Unfunded Actuarial Accrued Liability	30	30
A.1.1. Strategy: ADMINISTER PENSION FUND		
Output (Volume):		
Number of Benefit Payments Distributed	44,352	46,570
Efficiencies:		
Average Annual Administrative Cost Per Pension Plan Member	110	110

TEXAS EMERGENCY SERVICES RETIREMENT SYSTEM
(Continued)

A.2.1. Strategy: RECRUITING AND TECHNICAL ASSISTANCE

Output (Volume):

Number of Onsite Visits	48	48
-------------------------	----	----

EMPLOYEES RETIREMENT SYSTEM

	For the Years Ending	
	August 31, 2020	August 31, 2021
Method of Financing:		
General Revenue Fund	\$ 13,750,000	\$ 13,750,000
Total, Method of Financing	\$ 13,750,000	\$ 13,750,000

This bill pattern represents an estimated 12.4% of this agency's estimated total available funds for the biennium.

Items of Appropriation:

A. Goal: ADMINISTER RETIREMENT PROGRAM

Administer Comprehensive and Actuarially Sound Retirement Programs.

A.1.6. Strategy: RETIREE DEATH BENEFITS	13,750,000	13,750,000
Provide Lump-sum Retiree Death Benefits. Estimated.		

Grand Total, EMPLOYEES RETIREMENT SYSTEM	\$ 13,750,000	\$ 13,750,000
---	----------------------	----------------------

Object-of-Expense Informational Listing:

Client Services	\$ 13,750,000	\$ 13,750,000
Total, Object-of-Expense Informational Listing	\$ 13,750,000	\$ 13,750,000

1. Performance Measure Targets. The following is a listing of the key performance target levels for the Employees Retirement System. It is the intent of the Legislature that appropriations made by this Act be utilized in the most efficient and effective manner possible to achieve the intended mission of the Employees Retirement System. In order to achieve the objectives and service standards established by this Act, the Employees Retirement System shall make every effort to attain the following designated key performance target levels associated with each item of appropriation.

	2020	2021
A. Goal: ADMINISTER RETIREMENT PROGRAM		
Outcome (Results/Impact):		
% of ERS Retirees Expressing Satisfaction with Member Benefit Services	97%	97%
Investment Expense as Basis Points of Net Position	16	16
A.1.1. Strategy: ERS RETIREMENT PROGRAM		
Output (Volume):		
Number of ERS Accounts Maintained	268,500	268,500
B. Goal: ADMINISTER GROUP BENEFITS PROGRAM		
Outcome (Results/Impact):		
Percent of HealthSelect Participants Satisfied with TPA Services	85%	85%
B.1.1. Strategy: GROUP BENEFITS PROGRAM		
Efficiencies:		
Percent of Medical Claims Paid within 22 Business Days	98%	98%
HealthSelect Admin Fees as Percent of Total HealthSelect Costs	3%	3%

2. Informational Listing of Appropriated Funds. The appropriations made in this and other articles of this Act to the Employees Retirement System are subject to the following provisions. The following amounts shall be used for the purposes indicated.

EMPLOYEES RETIREMENT SYSTEM
(Continued)

	For the Years Ending	
	August 31, 2020	August 31, 2021
Method of Financing:		
General Revenue Fund, estimated	\$ 1,937,375,293	\$ 1,959,750,113
General Revenue-Dedicated Accounts, estimated	107,779,074	109,428,625
Federal Funds, estimated	447,496,877	452,731,603
<u>Other Funds</u>		
State Highway Fund No. 006, estimated	\$ 281,189,498	\$286,763,702
Judicial Fund No. 573, estimated	4,181,582	4,181,582
Other Special State Funds, estimated	24,885,339	25,153,135
Subtotal, Other Funds	310,256,419	316,098,419
Total, Method of Financing	\$ 2,802,907,663	\$ 2,838,008,760
Number of Full-Time-Equivalents (FTE):	408.5	408.5
Schedule of Exempt Positions:		
Executive Director	\$ 357,120	\$ 357,120
Director of Investments	416,401	416,401
A. Goal: ADMINISTER RETIREMENT PROGRAM		
Administer Comprehensive and Actuarially Sound Retirement Programs.		
A.1.1. Strategy: ERS RETIREMENT PROGRAM		
Provide Retirement Program for Employees and Retirees. Estimated.	\$ 672,038,403	\$ 673,392,471
A.1.2. Strategy: LECOS RETIREMENT PROGRAM		
Provide Retirement Program for Law Enf and Corr Officers. Estimated.	8,693,996	8,693,996
A.1.3. Strategy: JUDICIAL RETIREMENT SYSTEM - PLAN 2		
Provide Retirement Program for State Judicial Officers. Estimated.	12,515,146	12,515,146
A.1.4. Strategy: JUDICIAL RETIREMENT SYSTEM - PLAN 1		
Provide Payment of JRS-1 Benefits as Required by Law. Estimated.	21,617,667	20,982,265
A.1.5. Strategy: PUBLIC SAFETY DEATH BENEFITS		
Provide Benefits to Beneficiaries of Public Safety Workers. Estimated.	13,786,308	13,786,308
A.1.6. Strategy: RETIREE DEATH BENEFITS		
Provide Lump-sum Retiree Death Benefits. Estimated.	13,750,000	13,750,000
Total, Goal A: ADMINISTER RETIREMENT PROGRAM	\$ 742,401,520	\$ 743,120,186
B. Goal: ADMINISTER GROUP BENEFITS PROGRAM		
Provide Employees and Retirees with Quality Group Benefits.		
B.1.1. Strategy: GROUP BENEFITS PROGRAM		
Provide Basic Insurance Program to General State Employees. Estimated.	\$ 1,989,384,277	\$ 2,022,873,557
B.1.2. Strategy: PROBATION HEALTH INSURANCE		
Insurance Contributions for Local CSCD Employees. Estimated.	71,121,866	72,015,017
Total, Goal B: ADMINISTER GROUP BENEFITS PROGRAM	\$ 2,060,506,143	\$ 2,094,888,574
Grand Total, EMPLOYEES RETIREMENT SYSTEM	\$ 2,802,907,663	\$ 2,838,008,760

EMPLOYEES RETIREMENT SYSTEM
(Continued)

3. **Updated Actuarial Valuation.** The Employees Retirement System shall contract with an actuary to perform a limited actuarial valuation of the assets and liabilities of the Employees Retirement System as of February 28 in those years when the Legislature meets in regular session. The purpose of the valuation shall be to determine the effect of investment, salary, and payroll experience on the unfunded liability, the amortization period, and the state contribution rate which results in a 30-year amortization period of the Retirement System.
4. **State Contribution to Employees Retirement Program.** The amount specified above in A.1.1, ERS Retirement Program, is based on a state contribution of 9.5 percent of payroll for each fiscal year of the 2020-21 biennium, including annual membership fees of \$3 for contributing members for each fiscal year.
5. **State Contribution to the Law Enforcement and Custodial Officer Supplemental Retirement Fund (LECOS).** The amount specified above in A.1.2, LECOS Retirement Program, is based on 0.5 percent of covered payroll each fiscal year of the 2020-21 biennium for LECOS members.
6. **State Contribution to Judicial Retirement Program (JRS-2).** The amount specified above in A.1.3, Judicial Retirement System - Plan 2, is based on a state contribution of 15.663 percent of payroll for each fiscal year of the 2020-21 biennium for contributing members.
7. **State Contribution to Group Insurance for General State Employees.** Funds identified above for group insurance are intended to fund:
 - a. the total cost of the basic life and health coverage for all active and retired employees;
 - b. fifty percent of the total cost of health coverage for the spouses and dependent children of all active and retired employees who enroll in coverage categories which include a spouse and/or dependent children; and
 - c. the incentive program to waive participation in the Group Benefits Plan (Opt-Out).

In no event shall the total amount of state contributions allocated to fund coverage in an optional health plan exceed the actuarially determined total amount of state contributions that would be required to fund basic health coverage for those active employees and retirees who have elected to participate in that optional health plan.

During each fiscal year, the state's monthly contribution shall be determined by multiplying (1) the per capita monthly contribution as certified herein by (2) the total number of full-time active and retired employees, subject to any adjustment required by statute, enrolled for coverage during that month.

For each employee or retiree that waives participation in the Group Benefit Program and enrolls in allowable optional coverage, the Employees Retirement System shall receive \$60 per month in lieu of the "employee-only" state contribution amount, and such amounts are included above in Strategy B.1.1, Group Benefits Program. The waived participant may apply up to \$60 per month towards the cost of the optional coverage.

Each year, upon adoption of group insurance rates by the Board of Trustees, the Employees Retirement System must notify the Comptroller, the Legislative Budget Board, and the Governor of the per capita monthly contribution required in accordance with this rider for each full-time active and retired employee enrolled for coverage during the fiscal year.

It is the intent of the Legislature that the Employees Retirement System control the cost of the group insurance program by not providing rate increases to health care providers participating in HealthSelect during the 2020-21 biennium.

8. **Excess Benefit Arrangement Account.** There is hereby appropriated to the Employees Retirement System all funds transferred or deposited into the Excess Benefit Arrangement Account established in the General Revenue-Dedicated Account No. 5039, for the purpose of paying benefits as authorized by Government Code, §815.5072.
9. **Transfer of Retirement Contributions and Group Insurance.** Appropriations made in this and other articles of this Act for Retirement and Group Insurance contributions shall be transferred by each agency from the Employees Retirement System to the agency based on estimated amounts by funding source for each fiscal year. Transfers should be made no later than September 15 of the

EMPLOYEES RETIREMENT SYSTEM
(Continued)

year in which the payments are to be made. Adjustments and return of excess appropriation authority to the Employees Retirement System shall be completed by October 30 of the subsequent fiscal year.

- 10. Federal Funds for Medicare Part D Prescription Drug Program.** The Employees Retirement System (ERS) is hereby authorized to receive employer reimbursements of all federal funds applicable to Medicare Part D prescription drug reimbursement relating to benefits administered by ERS. Any federal funds received by ERS shall be deposited to the Employees Life, Accident and Health Insurance and Benefits Fund No. 973, or to such fund as established by the Legislature or the State Comptroller of Public Accounts to pay health claims for retired employees.
- 11. Appropriations for the Deferred Compensation Trust Fund and the TexaSaver Trust Fund.** All money deposited into the Deferred Compensation Trust Fund, Employees Retirement System No. 0945 and the TexaSaver Trust Fund No. 0946 pursuant to Government Code, §609.512 are hereby appropriated to the system for the 2020-21 biennium for the purposes authorized by law.
- 12. Tobacco User Monthly Premium Fee.** The Employees Retirement System, pursuant to the provisions of Insurance Code, §1551.3075, shall automatically apply a \$30 monthly tobacco user fee to any individual aged 18 or older covered under the state health plan unless the individual, during the individual's enrollment period, certifies that the individual does not use tobacco. The Comptroller of Public Accounts shall deposit revenue from the fee (estimated to be \$11,934,547 in each year of the 2020-21 biennium) into the Employees Life, Accident, Health Insurance and Benefits Trust Account.
- 13. Notification of Contracts Greater than \$10 Million.** It is the intent of the Legislature that the agency shall submit notice to the Legislative Budget Board at least ten business days prior to issuing a request for proposals for a contract, as defined in Article IX, Section 7.04 of this Act, with a value reasonably expected to exceed \$10 million. The notice shall be provided consistent with the agency's fiduciary duties. The notice shall be provided on a form prescribed by the Legislative Budget Board. The notice shall include:
 - a. a brief description of the request for proposals; and
 - b. criteria that will be evaluated, as identified in the request for proposals.

Additionally, the notice shall provide the following if ERS' processes have changed from the prior request for proposals subject to this notice provision:

- a. an explanation of the agency's evaluation process;
- b. guidelines for evaluators;
- c. methodology for evaluating additional factors not anticipated during planning; and
- d. methods for verifying the mathematical accuracy of the evaluation.

In addition to the requirements of this rider, the agency shall comply with all reporting requirements under Article IX, Sec. 7.12, Notification of Certain Purchases or Contract Awards, Amendments, and Extensions, of this Act.

- 14. Health Clinic at a State Agency or Institution of Higher Education.** Out of appropriations made in this and other articles of this Act for the Group Benefits Program, the board of trustees may operate or contract with a person to operate an onsite, or near-site, health clinic at a state agency or institution of higher education. The board may only operate or contract for a clinic if the board determines that:
 - a. the clinic can be operated on a cost-neutral or cost-positive basis to the health plan;
 - b. there is sufficient health plan participation in the area where the proposed clinic will operate; and
 - c. no funds will be spent by the board for the cost of acquiring or building the clinic, capital expenses, or acquiring equipment.

EMPLOYEES RETIREMENT SYSTEM
(Continued)

15. Health Related Institutions Savings. It is the intent of the legislature that the HealthSelect of Texas network administered under the Employees Retirement System of Texas Group Benefits Program shall maintain competitive and favorable contracted provider rates with Health Related Institutions receiving appropriations under this Act. The Employees Retirement System may initiate and continue innovative value-based plan design models and partnerships with Health Related Institutions.

16. Right to Shop Incentive. It is the intent of the Legislature that the Employees Retirement System incentivize participants to shop for lower cost care within the health plan in order to achieve shared savings. In accordance with existing laws, the agency may contract with one or more third-party vendors for this purpose.

TEXAS ETHICS COMMISSION

	For the Years Ending	
	August 31, 2020	August 31, 2021
Method of Financing:		
General Revenue Fund	\$ 3,656,936	\$ 3,466,936
Total, Method of Financing	<u>\$ 3,656,936</u>	<u>\$ 3,466,936</u>
 This bill pattern represents an estimated 100% of this agency's estimated total available funds for the biennium.		
Number of Full-Time-Equivalents (FTE):	35.4	34.4
Schedule of Exempt Positions:		
Executive Director, Group 4	\$139,097	\$139,097
General Counsel	121,644	121,644
Items of Appropriation:		
A. Goal: ADMINISTER ETHICS LAWS		
Administer Public Disclosure/Ethics Laws.		
A.1.1. Strategy: DISCLOSURE FILING	\$ 335,510	\$ 335,510
Serve as the Repository for Statutorily Required Information.		
A.1.2. Strategy: LEGAL GUIDANCE AND OPINIONS	431,982	431,982
Respond to Requests for Guidance/Advisory Opinions.		
A.1.3. Strategy: ENFORCEMENT	<u>997,895</u>	<u>997,895</u>
Respond to Complaints and Enforce Applicable Statutes.		
Total, Goal A: ADMINISTER ETHICS LAWS	\$ 1,765,387	\$ 1,765,387
B. Goal: INDIRECT ADMINISTRATION		
B.1.1. Strategy: CENTRAL ADMINISTRATION	\$ 460,018	\$ 410,018
B.1.2. Strategy: INFORMATION RESOURCES	<u>1,431,531</u>	<u>1,291,531</u>
Total, Goal B: INDIRECT ADMINISTRATION	\$ 1,891,549	\$ 1,701,549
Grand Total, TEXAS ETHICS COMMISSION	<u>\$ 3,656,936</u>	<u>\$ 3,466,936</u>
Object-of-Expense Informational Listing:		
Salaries and Wages	\$ 2,023,207	\$ 2,023,207
Other Personnel Costs	152,677	152,677
Professional Fees and Services	308,170	308,170
Consumable Supplies	4,880	4,880
Utilities	1,964	1,964
Travel	29,640	29,640
Rent - Building	2,999	2,999
Rent - Machine and Other	11,104	11,104
Other Operating Expense	486,905	346,905
Capital Expenditures	<u>635,390</u>	<u>585,390</u>
Total, Object-of-Expense Informational Listing	<u>\$ 3,656,936</u>	<u>\$ 3,466,936</u>

TEXAS ETHICS COMMISSION
(Continued)

Estimated Allocations for Employee Benefits and Debt Service Appropriations Made Elsewhere in this Act:

Employee Benefits

Retirement	\$ 158,350	\$ 159,141
Group Insurance	339,533	345,906
Social Security	133,248	133,914
Benefits Replacement	<u>4,129</u>	<u>3,509</u>

Total, Estimated Allocations for Employee Benefits and Debt Service Appropriations Made Elsewhere in this Act	\$ <u>635,260</u>	\$ <u>642,470</u>
--	--------------------------	--------------------------

1. Performance Measure Targets. The following is a listing of the key performance target levels for the Texas Ethics Commission. It is the intent of the Legislature that appropriations made by this Act be utilized in the most efficient and effective manner possible to achieve the intended mission of the Texas Ethics Commission. In order to achieve the objectives and service standards established by this Act, the Texas Ethics Commission shall make every effort to attain the following designated key performance target levels associated with each item of appropriation.

	<u>2020</u>	<u>2021</u>
A. Goal: ADMINISTER ETHICS LAWS		
Outcome (Results/Impact):		
Percent of Advisory Opinion Requests Answered by Commission within 60 Working Days of Receipt	90%	90%
A.1.1. Strategy: DISCLOSURE FILING		
Output (Volume):		
Number of Reports Logged within Two Working Days of Receipt	110,000	125,000
A.1.2. Strategy: LEGAL GUIDANCE AND OPINIONS		
Efficiencies:		
Average Time (Working Days) to Answer Advisory Opinion Requests	60	60
A.1.3. Strategy: ENFORCEMENT		
Output (Volume):		
Number of Sworn Complaints Processed	311	311
Efficiencies:		
Average Time (Working Days) to Respond to Sworn Complaints	5	5

2. Capital Budget. None of the funds appropriated above may be expended for capital budget items except as listed below. The amounts shown below shall be expended only for the purposes shown and are not available for expenditure for other purposes.

	<u>2020</u>	<u>2021</u>
a. Acquisition of Information Resource Technologies		
(1) Vendor Support for Electronic Filing & Disclosure Database Systems	\$ 447,890	\$ 447,890
(2) Enhancements to Electronic Filing System	137,500	137,500
(3) Network Switches	75,000	0
(4) Case Management Software	55,000	0
(5) Case Management Maintenance	<u>22,000</u>	<u>22,000</u>
Total, Acquisition of Information Resource Technologies	\$ 737,390	\$ 607,390
b. Centralized Accounting and Payroll/Personnel System (CAPPS)		
(1) CAPPS Implementation	<u>\$ 50,000</u>	<u>\$ 0</u>
Total, Capital Budget	\$ <u>787,390</u>	\$ <u>607,390</u>
Method of Financing (Capital Budget):		
General Revenue Fund	<u>\$ 787,390</u>	<u>\$ 607,390</u>
Total, Method of Financing	\$ <u>787,390</u>	\$ <u>607,390</u>

TEXAS ETHICS COMMISSION
(Continued)

- 3. Judgments and Settlements.** Notwithstanding Article IX, Section 16.04, Judgments and Settlements, of this Act, payment of judgments or settlements, including attorney's fees, resulting from actions brought under Title 42 United States Code §1983 that arise from claims challenging the validity or constitutionality of a state law and prosecuted or defended by the Office of the Attorney General that are obtained against the Texas Ethics Commission, or any individual(s) acting in their official capacity on behalf of the Texas Ethics Commission, shall be paid out by the Comptroller and not from funds appropriated herein to the Texas Ethics Commission.
- 4. Disclosure of Registration under Foreign Agents Registration Act.** Included in the amounts appropriated above in Strategy B.1.2, Information Resources, is \$10,000 from the General Revenue Fund in fiscal year 2020 to be used by the Texas Ethics Commission to modify the lobby registration form and electronic filing application to require disclosure of lobby registrants who have also filed an active registration statement under the Foreign Agents Registration Act of 1938, as amended (22 U.S.C. §611 et seq.).
- 5. Appropriation for Retirement Payments.** Included in amounts appropriated above as General Revenue to the Texas Ethics Commission for the 2020-21 biennium, in Strategy A.1.1, Disclosure Filing, is \$10,000 in each fiscal year; in Strategy A.1.3, Enforcement, is \$38,600 in each fiscal year; in Strategy B.1.1, Central Administration, is \$13,400 in each fiscal year; and in Strategy B.1.2, Information Resources, is \$18,000 in each fiscal year for payment of unused annual leave to retiring agency employees. Any part of the appropriation made for retirement payouts due at the time of agency employees' retirement that are not necessary for that purpose shall be lapsed by the agency at the end of the biennium.

FACILITIES COMMISSION

	For the Years Ending	
	August 31, 2020	August 31, 2021
Method of Financing:		
General Revenue Fund	\$ 184,127,798	\$ 37,299,718
<u>General Revenue Fund - Dedicated</u>		
Texas Department of Insurance Operating Fund Account No. 036	\$ 1,030,083	\$ 1,030,083
Federal Surplus Property Service Charge Fund Account No. 570	1,604,617	1,604,617
Subtotal, General Revenue Fund - Dedicated	\$ 2,634,700	\$ 2,634,700
<u>Other Funds</u>		
Appropriated Receipts	\$ 1,636,404	\$ 1,636,404
Interagency Contracts	16,535,036	16,535,036
Bond Proceeds - Revenue Bonds	474,867,521	318,060
Subtotal, Other Funds	\$ 493,038,961	\$ 18,489,500
Total, Method of Financing	\$ 679,801,459	\$ 58,423,918
Other Direct and Indirect Costs Appropriated Elsewhere in this Act	\$ 172,491	\$ 172,783
This bill pattern represents an estimated 100% of this agency's estimated total available funds for the biennium.		
Number of Full-Time-Equivalents (FTE):	553.4	553.4
Schedule of Exempt Positions:		
Executive Director, Group 6	\$190,248	\$190,248
Items of Appropriation:		
A. Goal: FACILITIES CONSTRUCTION AND LEASING		
Provide Office Space for State Agencies through Constr/Leasing Svcs.		
A.1.1. Strategy: LEASING	\$ 476,637	\$ 476,637
Provide Quality Leased Space for State Agencies at the Best Value.		

FACILITIES COMMISSION
(Continued)

A.1.2. Strategy: FACILITIES PLANNING	511,346	261,346
Ensure State Optimizes Use of Leased/Purchased/Constructed Off Space.		
A.2.1. Strategy: FACILITIES DESIGN AND CONSTRUCTION	478,912,217	4,357,559
Ensure Facilities Are Designed & Built Timely/Cost Eff/Highest Quality.		
Total, Goal A: FACILITIES CONSTRUCTION AND LEASING	\$ 479,900,200	\$ 5,095,542
 B. Goal: PROPERTY & FACILITIES MGMT & OPS Protect & Cost Effectively Manage/Operate/Maintain State Facilities.		
B.1.1. Strategy: CUSTODIAL	\$ 6,297,078	\$ 6,297,078
Provide Cost-effective/Efficient Custodial Svcs for State Facilities.		
B.2.1. Strategy: FACILITIES OPERATION	167,781,434	21,224,435
Provide a Comprehensive Pgm to Protect State's Invstmnt in Facilities.		
B.2.2. Strategy: LEASE PAYMENTS		
Make Lease Payments on Facilities Financed by the Public Finance Auth.		
B.2.3. Strategy: UTILITIES	18,362,650	18,362,650
Make Utility Payments for Specified State Facilities.		
Total, Goal B: PROPERTY & FACILITIES MGMT & OPS	\$ 192,441,162	\$ 45,884,163
 C. Goal: SURPLUS PROPERTY Provide Support Services to State Agencies for Surplus Property.		
C.1.1. Strategy: SURPLUS PROPERTY MANAGEMENT	\$ 2,234,929	\$ 2,234,929
Provide Timely/Appropriate/Cost-effective Disposal of Surplus Property.		
 D. Goal: INDIRECT ADMINISTRATION		
D.1.1. Strategy: CENTRAL ADMINISTRATION	\$ 3,543,464	\$ 3,536,672
D.1.2. Strategy: INFORMATION RESOURCES	1,681,704	1,672,612
Total, Goal D: INDIRECT ADMINISTRATION	\$ 5,225,168	\$ 5,209,284
 Grand Total, FACILITIES COMMISSION	 \$ 679,801,459	 \$ 58,423,918
 Object-of-Expense Informational Listing:		
Salaries and Wages	\$ 22,372,036	\$ 22,372,036
Other Personnel Costs	395,620	398,580
Professional Fees and Services	760,487	510,487
Fuels and Lubricants	180,851	180,851
Consumable Supplies	493,925	493,925
Utilities	18,815,503	18,815,503
Travel	67,757	67,957
Rent - Building	6,300	6,300
Rent - Machine and Other	100,602	100,602
Other Operating Expense	14,918,825	14,795,877
Capital Expenditures	621,689,553	681,800
Total, Object-of-Expense Informational Listing	\$ 679,801,459	\$ 58,423,918
 Estimated Allocations for Employee Benefits and Debt Service Appropriations Made Elsewhere in this Act:		
<u>Employee Benefits</u>		
Retirement	\$ 1,556,022	\$ 1,563,802
Group Insurance	5,550,217	5,687,628
Social Security	1,251,216	1,257,472
Benefits Replacement	13,794	11,725
Subtotal, Employee Benefits	\$ 8,371,249	\$ 8,520,627
 <u>Debt Service</u>		
TPFA GO Bond Debt Service	\$ 16,248,902	\$ 16,624,512

FACILITIES COMMISSION
(Continued)

Lease Payments	21,969,912	40,541,153
Subtotal, Debt Service	\$ 38,218,814	\$ 57,165,665
Total, Estimated Allocations for Employee Benefits and Debt Service Appropriations Made Elsewhere in this Act	\$ 46,590,063	\$ 65,686,292

1. Performance Measure Targets. The following is a listing of the key performance target levels for the Facilities Commission. It is the intent of the Legislature that appropriations made by this Act be utilized in the most efficient and effective manner possible to achieve the intended mission of the Facilities Commission. In order to achieve the objectives and service standards established by this Act, the Facilities Commission shall make every effort to attain the following designated key performance target levels associated with each item of appropriation.

	2020	2021
A. Goal: FACILITIES CONSTRUCTION AND LEASING		
Outcome (Results/Impact):		
Percentage of Completed Construction Projects on Schedule within Budget	90%	90%
A.1.1. Strategy: LEASING		
Efficiencies:		
The Percentage Occupancy of All State Owned Space Assigned to TFC	100%	100%
Explanatory:		
Total Square Footage of Office and Warehouse Space Leased	10,300,000	10,300,000
B. Goal: PROPERTY & FACILITIES MGMT & OPS		
B.1.1. Strategy: CUSTODIAL		
Efficiencies:		
Average Cost Per Square Foot of Privatized Custodial Services	0.09	0.09
B.2.1. Strategy: FACILITIES OPERATION		
Efficiencies:		
Average Cost Per Square Foot of All Building Maintenance and Operations Services	1.4	1.4
Average Number of Days to Resolve Maintenance Requests	10	10
Average Number of Days to Respond to Maintenance Requests	1	1
The Percentage of Deferred Maintenance Appropriations Encumbered and under Contract	40%	40%

2. Information Listing of Appropriated Funds. The appropriations made in this and other Articles of this Act to the Texas Facilities Commission for lease payments to the Texas Public Finance Authority are subject to the following provision. The following amounts shall be used for the purpose indicated.

	For the Fiscal Year Ending	
	August 31, 2020	August 31, 2021
Method of Financing:		
General Revenue Fund, estimated	\$ 31,907,765	\$ 58,909,874
Texas Department of Insurance Operating Fund Account No. 036, estimated	0	0
Total, Method of Financing, Lease Payments	\$ 31,907,765	\$ 58,909,874
Strategy B.2.2, Lease Payments, estimated	\$ 31,907,765	\$ 58,909,874 &UB

3. Capital Budget. None of the funds appropriated above may be expended for capital budget items except as listed below. The amounts shown below shall be expended only for the purposes shown and are not available for expenditure for other purposes. Amounts appropriated above and identified in this provision as appropriations either for "Lease Payments to the Master Lease Purchase Program" or for items with an "(MLPP)" notation shall be expended only for the purpose of making lease-purchase payments to the Texas Public Finance Authority pursuant to the provisions of Government Code §1232.103.

FACILITIES COMMISSION
(Continued)

	2020	2021
a. Construction of Buildings and Facilities		
(1) Capitol Complex - Phase 2	\$ 313,733,097	\$ 159,030 & UB
(2) North Austin Complex – Phase 2	161,134,424	159,030 & UB
(3) Capitol Complex - Phase 1 (Utilities)	UB	UB
(4) Capitol Complex - Phase 1 (Construction)	UB	UB
(5) Capitol Complex - Phase 1 (MLK Blvd)	UB	UB
(6) North Austin Complex - Phase 1	UB	UB
(7) G. J. Sutton Building Development	UB	UB
Total, Construction of Buildings and Facilities	\$ 474,867,521	\$ 318,060
b. Repair or Rehabilitation of Buildings and Facilities		
(1) Emergency Repairs	\$ 9,500,000	\$ UB
(2) Deferred Maintenance	120,122,766 & UB	100,235 & UB
(3) Lyndon Baines Johnson Building Renovation	13,600,000	UB
(4) Secure Workplace Environment	2,900,540	883,106 & UB
Total, Repair or Rehabilitation of Buildings and Facilities	\$ 146,123,306	\$ 983,341
c. Acquisition of Capital Equipment and Items		
(1) Vehicle Replacement	\$ 534,562	\$ UB
d. Data Center Consolidation		
(1) Data Center Consolidation	\$ 284,254	\$ 284,254
e. Centralized Accounting and Payroll/Personnel System (CAPPS)		
(1) CAPPS HR Payroll Implementation	\$ 312,758	\$ 299,174
f. Cybersecurity		
(1) Cybersecurity Services and Personnel	\$ 219,318	\$ 217,018
Total, Capital Budget	\$ 622,341,719	\$ 2,101,847
Method of Financing (Capital Budget):		
General Revenue Fund	\$ 147,314,815	\$ 1,624,404
GR Dedicated - Federal Surplus Property Service Charge Fund Account No. 570	\$ 5,124	\$ 5,124
<u>Other Funds</u>		
Appropriated Receipts	\$ 71,339	\$ 71,339
Interagency Contracts	82,920	82,920
Bond Proceeds - Revenue Bonds	474,867,521	318,060
Subtotal, Other Funds	\$ 475,021,780	\$ 472,319
Total, Method of Financing	\$ 622,341,719	\$ 2,101,847

4. Unexpended Balances of Bond Proceeds for Deferred Maintenance. Included in the amounts appropriated above are unexpended and unobligated balances of General Obligation Bond Proceeds for projects that have been approved under the provisions of Article IX, Section 17.11 of Senate Bill 1, Eighty-first Legislature, Regular Session, 2009, remaining as of August 31, 2019 (estimated to be \$0), for deferred maintenance, for the 2020-21 biennium; Article IX, Section 18.01 of House Bill 1, Eighty-second Legislature, Regular Session, 2011, remaining as of August 31, 2019 (estimated to be \$0), for deferred maintenance, for the 2020-21 biennium; and Article IX, Section 17.02 of Senate Bill 1, Eighty-third Legislature, Regular Session, 2013, remaining as of August 31, 2019 (estimated to be \$0), for deferred maintenance, for the 2020-21 biennium in Strategy B.2.1, Facilities Operation.

FACILITIES COMMISSION
(Continued)

Any unexpended balances in General Obligation Bond Proceeds described herein and remaining as of August 31, 2020, are hereby appropriated for the same purposes for the fiscal year beginning September 1, 2020.

- 5. Transfer Authority - Utilities.** Notwithstanding Article IX, Section 14.01, in order to provide for unanticipated cost increases in purchased utilities during fiscal year 2020, the Texas Facilities Commission may transfer such amounts as may be necessary to cover such increases from appropriations made in fiscal year 2021 for utilities in B.2.3, Utilities, to amounts appropriated in fiscal year 2020 for utilities. Prior to transferring fiscal year 2021 funds into the 2020 fiscal year, notification shall be given to the Comptroller of Public Accounts of the amounts to be transferred and quarterly reports shall be filed with the Legislative Budget Board and the Governor detailing the necessity for such transfers.
- 6. Employee Testing.** Out of the funds appropriated herein, the Texas Facilities Commission may pay for medical testing for employees or prospective employees that work in high risk environment areas (e.g., asbestos removal, sewage). Funds appropriated above may also be expended for immunizations which are required of employees at risk in the performance of these duties. Testing performed under this provision must be approved by the Executive Director and obtained for the safety of the employee or the general public.
- 7. Cost Recovery, Reimbursement of General Revenue Funds.** In the event that the Leasing Services Program or any other function funded with general revenue in the above strategies recovers operational costs through reimbursements from other agencies or entities, the Texas Facilities Commission shall reimburse the General Revenue Fund for the amounts expended. Upon reimbursement, the Comptroller shall transfer these funds to unappropriated General Revenue balances.
- 8. Texas Facilities Commission's Revolving Account.** The Comptroller of Public Accounts shall maintain the "Texas Facilities Commission's Revolving Account" to account for the expenditures, revenues, and balances of the Commission's full cost-recovery operations of Minor Construction and Project Management. The expenditures, revenues, and balances for each operation shall be maintained separately by the Texas Facilities Commission within its accounting system. Included in funds appropriated above in Strategy A.2.1, Facilities Planning, and Strategy B.2.1, Facilities Operation, are unexpended and unobligated balances for these operations as of August 31, 2019 (not to exceed \$1,200,000 in Interagency Contracts), for use during the 2020-21 biennium, along with any revenues received during the biennium. Any unobligated balances as of August 31, 2020, are appropriated for the same use during fiscal year 2021.
- 9. Standby Pay.** It is expressly provided that the Texas Facilities Commission, to the extent permitted by law, may pay compensation for on-call time at the following rates: credit for one hour worked for each day on-call during the normal work week, and two hours worked for each day on-call during weekends and on holidays. This credit shall be in addition to actual hours worked during normal duty hours and actual hours worked during on-call status. For employees subject to the Fair Labor Standards Act (FLSA), an hour of on-call service shall be considered to be an hour worked during the week for purposes of the FLSA only to the extent required by federal law.
- 10. Capitol Complex - Utilities.** Notwithstanding any other provision in this Act, the Texas Facilities Commission shall be responsible for the payment of all utility costs out of appropriated funds in Strategy B.2.3., Utilities, for the Capitol, the Capitol Extension, the Historic Capitol Grounds, the 1857 General Land Office Building, and the State History Museum. For purposes of this rider, utility costs include electricity, water, wastewater and natural gas.

Notwithstanding Article IX Sec. 14.01, Appropriation Transfers or similar provisions of this Act, no funds appropriated above in Strategy B.2.3., Utilities (\$18,362,650 in fiscal year 2020 and \$18,362,650 in fiscal year 2021) may be transferred by the agency to another appropriation item or be used by the agency for a purpose other than payment of utility expenses or for the payment of verification costs and loans obtained through the State Energy Conservation Office and/or the Texas Public Finance Authority for implementation of energy efficiency programs and projects without prior written approval from the Legislative Budget Board.

The Texas Facilities Commission requesting the approval of the Legislative Budget Board to use funds originally appropriated for utility expenses for another purpose shall submit in a timely

FACILITIES COMMISSION
(Continued)

manner the request along with adequate information for evaluating the request. Any additional information requested by the Legislative Budget Board must be submitted promptly and in a manner prescribed by the Legislative Budget Board.

Additionally, the Texas Facilities Commission shall provide quarterly reports to the Legislative Budget Board detailing monthly utility expenditures.

Notwithstanding Article IX Sec. 14.03, Transfers - Capital Budget or similar provisions of the Act, savings generated from the implementation of energy efficiency programs contained in Strategy B.2.3 Utilities may be reinvested in additional energy efficiency programs.

- 11. Night Shift Differential.** It is expressly provided that the Texas Facilities Commission, to the extent provided by law, is hereby authorized to pay an additional night shift differential to eligible agency employees within the Facilities Design and Construction Division and the Planning and Real Estate Management Division.
- 12. Federal Surplus Property Program.** Fees, fines, and other miscellaneous revenues as authorized and generated by the operation of the Federal Surplus Property program pursuant to Government Code 2175.369 shall cover, at a minimum, the cost of appropriations made above in Strategies C.1.1, Surplus Property Management, D.1.1, Central Administration, D.1.2, Information Resources, and D.1.3, Other Support Services, as well as the "other direct and indirect costs" made elsewhere in this Act associated with this program.

Included in amounts appropriated above in Strategies C.1.1, Surplus Property Management, D.1.1, Central Administration, D.1.2, Information Resources, and D.1.3, Other Support Services, are any balances as of August 31, 2019 (estimated to be \$0), in General Revenue-Dedicated Federal Surplus Property Service Charge Fund Account No. 570, including 13.7 full-time equivalent (FTE) positions in each fiscal year.

Also included in the amounts appropriated above in Strategies C.1.1, Surplus Property Management, D.1.1, Central Administration, and D.1.2, Information Resources, is all revenue collected on or after September 1, 2019 (estimated to be \$1,694,411 in fiscal year 2020 and \$1,687,059 in fiscal year 2021) deposited to the credit of the General Revenue-Dedicated Federal Surplus Property Service Charge Fund Account No. 570.

"Other direct and indirect costs" are estimated to be \$172,491 for fiscal year 2020 and \$172,783 for fiscal year 2021.

In the event that actual and/or projected revenue collections are insufficient to offset the costs identified by this provision, the Legislative Budget Board may direct that the Comptroller of Public Accounts reduce the appropriation authority provided above to be within the amount of revenue expected to be available.

- 13. State Surplus Property Program.** Included in the amounts appropriated above in Strategy C.1.1, Surplus Property Management, are unexpended balances (estimated to be \$0) as of August 31, 2019 out of Appropriated Receipts from the State Surplus Property Program for the same purposes for the fiscal year beginning September 1, 2019.

Also, included in the amounts appropriated above in Strategy C.1.1, Surplus Property Management, are \$812,568 in fiscal year 2020 and \$808,892 in fiscal year 2021 out of Appropriated Receipts, including 16.3 full-time equivalent (FTE) positions in each fiscal year.

- a. Out of funds appropriated above, the Texas Facilities Commission shall maintain a surplus property inventory information system to efficiently process and manage the State Surplus Property Program inventory and facilitate the tracking of property sales conducted by the Texas Facilities Commission.
- b. Based on an annual risk assessment, the Texas Facilities Commission shall target the education and outreach efforts of the State Surplus Property Program to select state agencies to ensure appropriate and timely identification of disposition of eligible surplus property.
- c. The Texas Facilities Commission shall develop and track performance benchmarks and targets necessary to evaluate the efficiency and effectiveness of the State Surplus Property

FACILITIES COMMISSION
(Continued)

Program, specifically evaluating the timeliness, cost, and profitability of program operations. The Texas Facilities Commission shall report to the Legislative Budget Board and the Governor, no later than October 15 in each year of the biennium, on the following:

1. Surplus property sales proceeds for the previous fiscal year by method of sale. In addition, the report submitted for fiscal year 2019 operations shall contain a five-year history of sales proceeds by method of sale.
 2. Distribution of surplus property sales proceeds for the previous fiscal year, including, at a minimum, remittances to state agencies, expenditures by the State Surplus Property Program, and amounts returned to General Revenue. In addition, the report submitted for fiscal year 2019 operations shall contain a five-year history of the distribution of sales proceeds.
 3. Breakout of the direct and indirect operational costs incurred by the State Surplus Property Program during the previous fiscal year. In addition, the report submitted for fiscal year 2019 operations shall contain a five-year history of program costs.
 4. Percent of the estimated inventory value of surplus property items recovered through disposal, by sales method, for the previous fiscal year. Inventory value is defined as the estimated value assigned to an item upon receipt by the program.
 5. Timeliness of surplus property disposal for the previous fiscal year by method of sale. Timeliness is defined as the time, in days, between receipt of the property by the program and final disposition of the property through sale, salvage, donation, or other means of disposal.
 6. Description of the risk assessment process used in item (b) of this rider, and the resulting agencies targeted by education and outreach efforts. Briefly describe the education and outreach efforts used in targeting these agencies and how they differ from standard program efforts.
- 14. Public-Private Partnerships Limitation.** Notwithstanding other provisions of this Act, the Texas Facilities Commission may not expend amounts appropriated above on any activities related to public-private partnerships, as authorized by Government Code, Chapter 2267, Public and Private Facilities and Infrastructure, within the Capitol Complex as defined by Government Code, §443.0071(b).
- 15. Capital Construction on Behalf of State Agencies.** Any capital items related to construction of buildings and facilities including minor construction up to \$250,000 on behalf of other state agencies for the biennium provided by the Facilities Commission do not apply to the Commission for the purpose of the capital budget rider limitations specified in Article IX, Sec. 14.03, Transfers - Capital Budget, of the General Provisions of this Act.
- 16. Construction of New Facilities.** In accordance with Government Code Chapters 1232 and 2166, the Texas Public Finance Authority shall issue revenue bonds on behalf of the Texas Facilities Commission in an amount not to exceed \$475,185,581 for the purpose of constructing two office buildings and parking infrastructure in the Capitol Complex, as defined by Government Code §443.0071(b), and one office building and parking structure in the North Austin Complex, as described in the agency's Facilities Master Plan.

The Texas Public Finance Authority shall issue the remainder of \$767,670,000 in unissued revenue bonds from the 2016-17 biennium for the purpose of constructing two office buildings and utility infrastructure in the Capitol Complex, as defined by Government Code §443.0071(b), and one office building and parking structure in the North Austin Complex, as described in the agency's Facilities Master Plan. In addition to the amounts appropriated to the Texas Facilities Commission, in Strategy A.2.1, Facilities Design and Construction, is unexpended and unobligated balances of revenue bond proceeds issued under the provision of Rider 19, Texas Facilities Commission Bill Pattern, in House Bill 1, Eighty-fourth Legislature, Regular Session, 2015, (estimated to be \$0) in fiscal year 2020 for the construction of facilities for state agencies, pursuant to Government Code, §2166.453.

Any unexpended balances in the appropriation made herein and remaining as of August 31, 2020, are appropriated for the same purposes for the fiscal year beginning September 1, 2020.

FACILITIES COMMISSION
(Continued)

- 17. Unexpended Balances of General Revenue - Dedicated Deferred Maintenance Account No. 5166.** In addition to the amounts above, any unexpended and unobligated balances of Deferred Maintenance Account No. 5166 for projects that have been approved under the provisions of Article IX, Section 18.09 of House Bill 1, Eighty-fourth Legislature, Regular Session, 2015, remaining as of August 31, 2019 (estimated to be \$0) for deferred maintenance, are appropriated for the 2020-21 biennium in Strategy B.2.1, Facilities Operation.

Any unexpended balances in Deferred Maintenance Account No. 5166 described herein and remaining as of August 31, 2020, are hereby appropriated for the same purpose for the fiscal year beginning September 1, 2020.

- 18. Emergency Repairs.** Included in the amounts appropriated above in Strategy B.2.1, Facilities Operation, is \$9,500,000 in General Revenue for the 2020-21 biennium for emergency repairs to facilities under the Commission's authority. These funds may not be expended without prior written approval from the Legislative Budget Board.

The Texas Facilities Commission requesting the approval of the Legislative Budget Board for emergency repairs shall submit in a timely manner the request along with adequate information for evaluating the request. Any additional information requested by the Legislative Budget Board must be submitted promptly and in a manner prescribed by the Legislative Budget Board. The request shall be considered to be approved unless the Legislative Budget Board issues a written disapproval within 30 business days after the date the Legislative Budget Board staff concludes its review of the request and forwards the review to the Chair of the House Appropriations Committee, Chair of the Senate Finance Committee, Speaker of the House, and Lieutenant Governor. Any requests for additional information made by the Legislative Budget Board interrupts the counting of the 30 business days.

- 19. Construction Encumbrances.** Any funds legally encumbered for construction contracts for projects which are in effect as of August 31, 2019, are considered encumbered and may be carried forward to fiscal year 2020.
- 20. Skilled Trade FTEs.** Included in amounts appropriated above to the Texas Facilities Commission in Strategy B.2.1, Facilities Operations, is \$3,374,384 in General Revenue and 44.0 FTEs for fiscal year 2020 and \$2,486,715 in General Revenue and 44.0 FTEs for fiscal year 2021 to be used by the Commission for the hiring of skilled building trades and support staff to reduce reliance on contracted maintenance services.

PUBLIC FINANCE AUTHORITY

	For the Years Ending	
	August 31, 2020	August 31, 2021
	<u> </u>	<u> </u>
Method of Financing:		
General Revenue Fund	\$ 851,390	\$ 771,750
<u>Other Funds</u>		
TPFA Series B Master Lease Project Fund	\$ 499,525	\$ 500,475
Bond Proceeds - Revenue Bonds	<u>227,774</u>	<u>259,762</u>
Subtotal, Other Funds	<u>\$ 727,299</u>	<u>\$ 760,237</u>
Total, Method of Financing	<u>\$ 1,578,689</u>	<u>\$ 1,531,987</u>

This bill pattern represents an estimated 100% of this agency's estimated total available funds for the biennium.

Number of Full-Time-Equivalents (FTE):	14.5	14.0
Schedule of Exempt Positions:		
Executive Director, Group 5	\$151,994	\$151,994

PUBLIC FINANCE AUTHORITY
(Continued)

Items of Appropriation:

A. Goal: FINANCE CAPITAL PROJECTS

Finance Capital Projects Cost Effectively and Monitor Debt Efficiently.

A.1.1. Strategy: ANALYZE FINANCINGS AND ISSUE DEBT	\$ 786,187	\$ 762,928
Analyze Agency Financing Applications and Issue Debt Cost Effectively.		& UB
A.2.1. Strategy: MANAGE BOND PROCEEDS	792,502	769,059
Manage Bond Proceeds and Monitor Covenants to Ensure Compliance.		& UB
A.2.2. Strategy: BOND DEBT SERVICE PAYMENTS		
Make GO Bond Debt Service Payments.		
Total, Goal A: FINANCE CAPITAL PROJECTS	<u>\$ 1,578,689</u>	<u>\$ 1,531,987</u>
Grand Total, PUBLIC FINANCE AUTHORITY	<u>\$ 1,578,689</u>	<u>\$ 1,531,987</u>

Object-of-Expense Informational Listing:

Salaries and Wages	\$ 1,298,346	\$ 1,242,346
Other Personnel Costs	98,921	107,641
Professional Fees and Services	555	2,118
Consumable Supplies	3,653	3,653
Utilities	710	710
Travel	58,226	58,226
Rent - Building	540	540
Rent - Machine and Other	3,600	3,850
Other Operating Expense	<u>114,138</u>	<u>112,903</u>
Total, Object-of-Expense Informational Listing	<u>\$ 1,578,689</u>	<u>\$ 1,531,987</u>

Estimated Allocations for Employee Benefits and Debt Service Appropriations Made Elsewhere in this Act:

Employee Benefits

Retirement	\$ 65,830	\$ 66,160
Group Insurance	172,897	175,830
Social Security	86,163	86,594
Benefits Replacement	<u>2,252</u>	<u>1,914</u>

Total, Estimated Allocations for Employee Benefits and Debt Service Appropriations Made Elsewhere in this Act

<u>\$ 327,142</u>	<u>\$ 330,498</u>
-------------------	-------------------

1. Performance Measure Targets. The following is a listing of the key performance target levels for the Public Finance Authority. It is the intent of the Legislature that appropriations made by this Act be utilized in the most efficient and effective manner possible to achieve the intended mission of the Public Finance Authority. In order to achieve the objectives and service standards established by this Act, the Public Finance Authority shall make every effort to attain the following designated key performance target levels associated with each item of appropriation.

	2020	2021
A. Goal: FINANCE CAPITAL PROJECTS		
A.1.1. Strategy: ANALYZE FINANCINGS AND ISSUE DEBT		
Output (Volume):		
Number of Requests for Financings Approved	9	7
A.2.1. Strategy: MANAGE BOND PROCEEDS		
Output (Volume):		
Number of Financial Transactions Including Debt Service Payments	4,900	4,900

2. Informational Listing of Appropriated Funds. The appropriations made in this and other Articles of this Act to the Texas Public Finance Authority for General Obligation Bond Debt Service are subject to the following provision. The following amounts shall be used for the purpose indicated.

PUBLIC FINANCE AUTHORITY
(Continued)

	For the Years Ending	
	August 31, 2020	August 31, 2021
Method of Financing:		
General Revenue Fund	\$ 286,871,125	\$ 310,002,218
<u>General Revenue-Dedicated</u>		
Permanent Fund for Health & Tobacco Education & Enforcement No. 5044	\$ 4,293,919	\$ 0
Permanent Fund for Children & Public Health No. 5045	2,147,312	0
Permanent Fund for EMS & Trauma Care No. 5046	2,147,293	0
Texas Military Revolving Loan No. 5114, estimated	3,012,747	4,283,097
Subtotal, General Revenue- Dedicated	<u>\$ 11,601,271</u>	<u>\$ 4,283,097</u>
Federal Funds	2,361,154	2,361,154
<u>Other Funds</u>		
MH Collections for Patient Support and Maintenance No. 8031	\$ 470,963	\$ 470,963
MH Appropriated Receipts No. 8033	15,828	15,828
ID Collections for Patient Support and Maintenance No. 8095	120,063	120,063
ID Appropriated Receipts No. 8096	16,949	16,949
Subtotal, Other Funds	<u>\$ 623,803</u>	<u>\$ 623,803</u>
Total, Method of Financing		
Bond Debt Service	\$ 301,457,353	\$ 317,270,272
Strategy A.2.2, Bond Debt Service	\$ 301,457,353	\$ 317,270,272 & UB

- 3. Appropriation and Transfer Authority of Interest and Sinking Funds for General Obligation Bond Debt Service Payments.** Prior to the expenditure of funds appropriated out of the General Revenue Fund to pay debt service on general obligation bonds, the Texas Public Finance Authority shall utilize any balances available in interest and sinking funds for said purpose. The Authority is hereby appropriated all amounts available in interest and sinking funds, including any unexpended balances in these funds for the purpose of paying debt service on general obligation bonds.

In compliance with the bond resolutions and financing agreements between the Texas Public Finance Authority and all agencies on whose behalf the Texas Public Finance Authority issues bonds, notes, or other obligations, the Texas Public Finance Authority is hereby authorized to transfer funds, appropriated for bond debt service, into the appropriate interest and sinking funds in amounts as necessary for the payment of principal and interest due on general obligation bonds. Such transfers shall be made no sooner than the day that bond debt service is required to be delivered in accordance with the bond resolutions and funds management agreements. The Texas Public Finance Authority is also authorized to transfer funds appropriated for general obligation bond debt service to the interest and sinking fund(s) to pay ongoing costs associated with the General Obligation Commercial Paper Program(s).

- 4. Appropriation and Transfer Authority for Revenue Bond Lease Payments.** Balances in and revenues accruing to the Texas Public Finance Authority revenue bond interest and sinking fund(s) are appropriated to the Texas Public Finance Authority for bond servicing costs on revenue bonds. Bond servicing costs shall include such costs as debt service payments, insurance premiums, paying agent fees, and other costs associated with the outstanding bonds.

The Texas Public Finance Authority is hereby authorized to transfer such amounts as necessary for the payment of bond servicing costs from the General Revenue - Dedicated State Lease Fund Account No. 0507 to the Texas Public Finance Authority interest and sinking fund(s) or other debt service funds.

PUBLIC FINANCE AUTHORITY
(Continued)

- 5. Appropriation and Transfer Authority for Revenue Commercial Paper Programs: Payments and Administrative Fees.** The Texas Public Finance Authority is appropriated balances held in and revenue accruing to the General Revenue - Dedicated State Lease Fund Account No. 0507 and the interest and sinking funds associated with the Texas Public Finance Authority revenue commercial paper programs for the purpose of making debt service and other payments in accordance with applicable laws, rules, and covenants pertaining to the respective revenue commercial paper programs. Included in amounts appropriated above is \$227,774 in fiscal year 2020 and \$259,762 in fiscal year 2021 out of Revenue Bond Proceeds for the administration of the revenue commercial paper programs.

The Texas Public Finance Authority is hereby authorized to transfer each agency's share of administrative fees and lease payments pursuant to the respective revenue commercial paper program from each agency's appropriations made elsewhere in this Act to the Texas Public Finance Authority revenue commercial paper program cost of issuance fund(s) and the General Revenue - Dedicated State Lease Fund Account No. 0507, respectively. Such transfers shall not be made earlier than fifteen days prior to the date that the debt service payment is required. The Texas Public Finance Authority may transfer funds necessary for revenue commercial paper debt service payments from the General Revenue - Dedicated State Lease Fund Account No. 0507 to the respective Texas Public Finance Authority revenue commercial paper program's interest and sinking fund(s).

For the purpose of this provision, the Texas Public Finance Authority revenue commercial paper programs include: the Master Lease Purchase Program; the Texas Facilities Commission Revenue Commercial Paper Program; and any revenue financing authorized by the Eighty-sixth Legislature.

- 6. Appropriation and Transfer Authority for Unexpended Balances in Bond Related Funds.** The Texas Public Finance Authority is hereby authorized to transfer all unexpended bond fund balances forward to the following fiscal year. Balances in and revenues accruing in these bond related funds are hereby appropriated to the Texas Public Finance Authority and may be transferred to the current fiscal year or prior fiscal years in order to make bond related payments and transfers in accordance with bond resolutions. Bond funds include but are not limited to: construction (project) funds; acquisition funds; cost of issuance funds; rebate funds; capitalized interest funds; and restoration funds.
- 7. Appropriation and Transfer Authority.** Appropriations to all agencies on whose behalf the Texas Public Finance Authority has, or will issue bonds, notes, or other obligations are hereby authorized to be transferred to the Texas Public Finance Authority to the funds prescribed by the bond documents for payment of debt service. The monies so transferred are hereby appropriated to the Texas Public Finance Authority for payment of principal and interest on the bonds, notes, or other obligations.
- 8. Reimbursement of Expenses Related to Bond Issuances.** In addition to the amounts appropriated above, in Strategies A.1.1, Analyze Financings and Issue Debt, and A.2.1, Manage Bond Proceeds, is an amount estimated to be \$0 for the reimbursement of costs related to the Texas Public Finance Authority Charter School Finance Corporation (CSFC) for bonds issued on behalf of charter schools, issued pursuant to Texas Education Code, §53.351, for payment, on behalf of the CSFC, of its required issuance and administration costs and reimbursement of the Texas Public Finance Authority's additional costs in providing staff support for such bond issues and administering the Texas Charter School Credit Enhancement Program.
- 9. General Obligation Bond Debt Service for the Texas Military Value Revolving Loan Bond Program.** Included in amounts appropriated elsewhere in this Act for debt service on general obligation bonds for the Texas Military Value Revolving Loan program is an amount estimated to be \$3,012,747 for fiscal year 2020 and \$4,283,097 for fiscal year 2021 out of General Revenue - Dedicated Texas Military Revolving Loan Account No. 5114 to pay debt service on general obligation bonds issued to provide loans to local defense communities.
- 10. Informational Listing: Master Lease Purchase Program Lease Payments.** The following is an informational listing of funds appropriated elsewhere in this Act for the 2020-21 biennium to the agencies listed below for the administrative fees and lease payments pursuant to the Master Lease Purchase Program.

PUBLIC FINANCE AUTHORITY
(Continued)

Master Lease Purchase Program by Article by Agency	<u>FY2020</u>	<u>FY 2021</u>
ARTICLE II		
Health and Human Services Commission	\$ 5,048,573	\$ 16,336,552
ARTICLE III		
Texas School for the Deaf	\$ 209,874	\$ 178,900
ARTICLE VI		
Department of Agriculture	\$ 185,222	\$ 183,874
Parks and Wildlife Department	<u>\$ 69,739</u>	<u>\$ 0</u>
Total, by Article	<u>\$ 5,513,408</u>	<u>\$ 16,699,326</u>

11. Reimbursement of Charter School Finance Corporation Directors. Pursuant to Education Code §53.351(b) reimbursement of expenses for the board of directors of the Texas Public Finance Authority Charter School Finance Corporation, out of funds appropriated above, is authorized for travel expenses incurred in attending board meetings of the corporation. Such reimbursement shall not exceed the rates authorized in the general provisions of this Act.

To the maximum extent possible, the Texas Public Finance Authority shall encourage the use of videoconferencing and teleconferencing and shall schedule meetings and locations to facilitate the travel of participants so that they may return the same day and reduce the need to reimburse members for overnight stays.

OFFICE OF THE GOVERNOR

	For the Years Ending	
	August 31, 2020	August 31, 2021
Method of Financing:		
General Revenue Fund	\$ 12,430,874	\$ 12,430,873
Appropriated Receipts	\$ 10,000	\$ 10,000
Total, Method of Financing	\$ 12,440,874	\$ 12,440,873

This bill pattern represents an estimated 100% of this agency's estimated total available funds for the biennium.

Number of Full-Time-Equivalents (FTE):	120.1	120.1
Schedule of Exempt Positions:		
Governor, Group 6	\$153,750	\$153,750

Items of Appropriation:

A. Goal: GOVERN THE STATE

Formulation of Balanced State Policies.

A.1.1. Strategy: SUPPORT GOVERNOR & STATE	\$ 7,394,497	\$ 7,394,497
Provide Support to Governor and State Agencies.		
A.1.2. Strategy: APPOINTMENTS	1,190,240	1,190,240
Develop and Maintain System of Recruiting, Screening, and Training.		
A.1.3. Strategy: COMMUNICATIONS	3,098,108	3,098,107
Maintain Open, Active, and Comprehensive Functions.		
A.1.4. Strategy: GOVERNOR'S MANSION	758,029	758,029
Maintain and Preserve Governor's Mansion.		

Total, Goal A: GOVERN THE STATE	\$ 12,440,874	\$ 12,440,873
--	----------------------	----------------------

Grand Total, OFFICE OF THE GOVERNOR	\$ 12,440,874	\$ 12,440,873
--	----------------------	----------------------

Object-of-Expense Informational Listing:

Salaries and Wages	\$ 9,298,171	\$ 9,298,170
Other Personnel Costs	340,515	340,515
Professional Fees and Services	208,980	208,980
Fuels and Lubricants	312	312
Consumable Supplies	38,976	38,976
Utilities	64,918	64,918
Travel	113,382	113,382
Rent - Building	37,167	37,167
Rent - Machine and Other	56,960	56,960
Other Operating Expense	2,191,380	2,191,380
Capital Expenditures	90,113	90,113

Total, Object-of-Expense Informational Listing	\$ 12,440,874	\$ 12,440,873
---	----------------------	----------------------

Estimated Allocations for Employee Benefits and Debt Service Appropriations Made Elsewhere in this Act:

Employee Benefits

Retirement	\$ 1,078,285	\$ 1,083,676
Group Insurance	2,049,601	2,092,226
Social Security	836,396	840,578
Benefits Replacement	6,005	5,104

Total, Estimated Allocations for Employee Benefits and Debt Service Appropriations Made Elsewhere in this Act	\$ 3,970,287	\$ 4,021,584
--	---------------------	---------------------

1. **Unexpended Balances Within the Biennium.** Any unexpended balances, as of August 31, 2020, in the appropriations made to the Office of the Governor are hereby appropriated for the same purposes for the fiscal year beginning September 1, 2020.
2. **Designation of Exempt Positions.** Pursuant to the provisions of this Act and other state and federal legislation, and notwithstanding restrictions in this Act relative to the authority of the

OFFICE OF THE GOVERNOR
(Continued)

Governor to exempt positions from the Position Classification Act of 1961, the Governor may designate the title and compensation rate of exempt positions to be used by the Office of the Governor.

3. **Governor's Salary.** The salary provided by this Act for the Governor is an annual salary and is not reduced during the Governor's absence from the state.
4. **Governor's Salary Authorization.** The Governor is hereby authorized, notwithstanding the rate listed for the Governor in the "Schedule of Exempt Positions," to establish the rate of compensation for the Governor at any amount below the listed authorization.
5. **Unexpended Balances Between Biennia.** All unexpended and unobligated balances, estimated unexpended and unobligated balances, interest earnings, and other revenues from funds appropriated to the Office of the Governor for the fiscal year ending August 31, 2019, are appropriated for the same purpose for the biennium beginning September 1, 2019.
6. **Capital Expenditures Authorized.** Notwithstanding the limitations placed on the expenditure of funds for capital budget items contained in this Act, the Office of the Governor is hereby authorized to expend funds appropriated to the Office of the Governor, and the Trusteed Programs within the Office of the Governor, for the acquisition of capital budget items.
7. **Transfer of Appropriation and Full-Time Equivalent (FTEs).** Notwithstanding limitations on appropriation and FTE transfers contained in the General Provisions of this Act, agency appropriations and FTEs may be transferred between the Office of the Governor and the Trusteed Programs within the Office of the Governor. The transfer of appropriations shall not exceed the limitations in Article IX, Section 14.01, Appropriation Transfers, of this Act.

The governor may transfer appropriations and FTEs from the Office of the Governor and Trusteed Programs within the Office of the Governor to other agencies. The transfer of appropriations and FTEs to other state agencies shall not exceed the limitations in Article IX, Section 14.01, Appropriation Transfers, of this Act.

TRUSTEED PROGRAMS WITHIN THE OFFICE OF THE GOVERNOR

	For the Years Ending	
	August 31, 2020	August 31, 2021
	<u> </u>	<u> </u>
Method of Financing:		
<u>General Revenue Fund</u>		
General Revenue Fund	\$ 284,244,680	\$ 42,069,680
GR - Hotel Occupancy Tax Deposits Account No. 5003	<u>93,299,230</u>	<u>16,946,993</u>
Subtotal, General Revenue Fund	\$ 377,543,910	\$ 59,016,673
<u>General Revenue Fund - Dedicated</u>		
GR Dedicated - Criminal Justice Planning Account No. 421	\$ 25,289,500	\$ 25,289,500
GR Dedicated - Sexual Assault Program Account No. 5010	2,000,000	0
GR Dedicated - Crime Stoppers Assistance Account No. 5012	842,147	842,147
GR Dedicated - Economic Development Bank Account No. 5106	9,054,570	9,054,570
GR Dedicated - Texas Enterprise Fund Account No. 5107	76,000,000	0
GR Dedicated - Emergency Radio Infrastructure Account No. 5153	10,000,000	0
GR Dedicated - Governor's University Research Initiative Account No. 5161	22,900,000	0
GR Dedicated - Truancy Prevention and Diversion Account No. 5164	3,096,936	3,096,936
GR Dedicated - Evidence Testing Account No. 5170	1,100,000	1,100,000
GR Dedicated - Drug Court Account No. 5174	<u>2,000,000</u>	<u>2,000,000</u>
Subtotal, General Revenue Fund - Dedicated	\$ 152,283,153	\$ 41,383,153
Federal Funds	\$ 331,868,090	\$ 332,143,090
<u>Other Funds</u>		
Small Business Incubator Fund	\$ 10,320,000	\$ 320,000
Texas Product Development Fund	435,000	435,000
Appropriated Receipts	607,000	607,000

TRUSTEED PROGRAMS WITHIN THE OFFICE OF THE GOVERNOR
(Continued)

Interagency Contracts	224,350	224,350
Bond Proceeds - General Obligation Bonds	50,000,000	0
License Plate Trust Fund Account No. 0802, estimated	130,000	130,000

Subtotal, Other Funds	\$ 61,716,350	\$ 1,716,350
-----------------------	---------------	--------------

Total, Method of Financing	\$ 923,411,503	\$ 434,259,266
-----------------------------------	-----------------------	-----------------------

This bill pattern represents an estimated 100% of this agency's estimated total available funds for the biennium.

Number of Full-Time-Equivalents (FTE):	188.3	188.3
--	-------	-------

Schedule of Exempt Positions:

Executive Director (OSFR), Group 4	\$149,240	\$149,240
------------------------------------	-----------	-----------

Items of Appropriation:

A. Goal: GRANT ASSISTANCE AND PROGRAMS

Administer Grants and Programs Assigned to the Governor.

	\$	UB	\$	UB
A.1.1. Strategy: DISASTER FUNDS				
Provide Disaster Funding.				
A.1.2. Strategy: AGENCY GRANT ASSISTANCE				
Provide Deficiency Grants to State Agencies.	1,500,000			0
A.2.1. Strategy: DISABILITY ISSUES				
Inform Organizations and the General Public of Disability Issues.	767,583			767,583
A.2.2. Strategy: WOMEN'S GROUPS				
Network Statewide Women's Groups in Texas.	226,324			226,324
A.2.3. Strategy: STATE-FEDERAL RELATIONS				
	985,442		985,442	

Total, Goal A: GRANT ASSISTANCE AND PROGRAMS	\$ 3,479,349	\$ 1,979,349
---	---------------------	---------------------

B. Goal: CRIMINAL JUSTICE ACTIVITIES

Support Criminal Justice and Homeland Security Programs.

B.1.1. Strategy: CRIMINAL JUSTICE	\$ 309,962,733	\$ 290,962,733
Provide Money and Research and Promote Programs for Criminal Justice.		
B.1.2. Strategy: COUNTY ESSENTIAL SERVICE GRANTS		
Provide Financial Assistance to Counties for Essential Public Services.	1,170,333	1,170,333
B.1.3. Strategy: HOMELAND SECURITY		
Direct and Coordinate Homeland Security Activities in Texas.	115,443,090	99,343,090

Total, Goal B: CRIMINAL JUSTICE ACTIVITIES	\$ 426,576,156	\$ 391,476,156
---	-----------------------	-----------------------

C. Goal: ECONOMIC DEVELOPMENT AND TOURISM

Support Economic Development and Tourism.

C.1.1. Strategy: CREATE JOBS AND PROMOTE TEXAS	\$ 493,355,998	\$ 40,803,761
Enhance the Economic Growth of Texas.		

Grand Total, TRUSTEED PROGRAMS WITHIN THE OFFICE OF THE GOVERNOR

	\$ 923,411,503	\$ 434,259,266
--	-----------------------	-----------------------

Object-of-Expense Informational Listing:

Salaries and Wages	\$ 14,675,022	\$ 14,675,022
Other Personnel Costs	405,672	405,672
Professional Fees and Services	14,801,593	14,801,593
Fuels and Lubricants	236	236
Consumable Supplies	64,440	64,440
Utilities	73,853	73,853
Travel	952,707	952,707
Rent - Building	600,612	600,612
Rent - Machine and Other	230,188	230,188
Debt Service	10,000,000	0
Other Operating Expense	187,871,189	29,360,950
Grants	693,669,485	373,027,487
Capital Expenditures	66,506	66,506

Total, Object-of-Expense Informational Listing	\$ 923,411,503	\$ 434,259,266
---	-----------------------	-----------------------

TRUSTEED PROGRAMS WITHIN THE OFFICE OF THE GOVERNOR
(Continued)

Estimated Allocations for Employee Benefits and Debt Service Appropriations Made Elsewhere in this Act:

Employee Benefits

Retirement	\$ 745,807	\$ 749,536
Group Insurance	1,377,611	1,396,771
Social Security	588,723	591,667
Benefits Replacement	<u>6,355</u>	<u>5,402</u>

Subtotal, Employee Benefits \$ 2,718,496 \$ 2,743,376

Debt Service

TPFA GO Bond Debt Service	<u>\$ 3,012,747</u>	<u>\$ 4,283,097</u>
---------------------------	---------------------	---------------------

Total, Estimated Allocations for Employee Benefits and Debt Service Appropriations Made Elsewhere in this Act \$ 5,731,243 \$ 7,026,473

1. Performance Measure Targets. The following is a listing of the key performance target levels for the Trusteed Programs Within the Office of the Governor. It is the intent of the Legislature that appropriations made by this Act be utilized in the most efficient and effective manner possible to achieve the intended mission of the Trusteed Programs Within the Office of the Governor. In order to achieve the objectives and service standards established by this Act, the Trusteed Programs Within the Office of the Governor shall make every effort to attain the following designated key performance target levels associated with each item of appropriation.

	2020	2021
A. Goal: GRANT ASSISTANCE AND PROGRAMS		
Outcome (Results/Impact):		
Percent of Customers Satisfied with OSFR Services	98%	98%
A.2.1. Strategy: DISABILITY ISSUES		
Output (Volume):		
Number of Local Volunteer Committees on People with Disabilities or City or County Committees or People with Disabilities Whose Activities are Supported by the Committee	40	40
B. Goal: CRIMINAL JUSTICE ACTIVITIES		
Outcome (Results/Impact):		
Percentage of CJD Grants Complying with CJD Guidelines	98%	98%
A Homeland Security Grant is in Compliant Status if No Compliance Issues are Outstanding according to Homeland Security Grant Divisions Guidelines at the Time of Grant Liquidation	98%	98%
B.1.1. Strategy: CRIMINAL JUSTICE		
Output (Volume):		
Number of Grants Currently Operating	1,300	1,300
B.1.3. Strategy: HOMELAND SECURITY		
Output (Volume):		
The Number of Homeland Security Grants Operating During the Quarter	950	950
C. Goal: ECONOMIC DEVELOPMENT AND TOURISM		
Outcome (Results/Impact):		
Number of New Jobs Announced by Businesses Receiving Recruitment and Expansion Assistance	6,000	6,000
Number of Unduplicated Jobs Announced by Companies Receiving Grants from the Texas Enterprise Fund	4,000	4,000
C.1.1. Strategy: CREATE JOBS AND PROMOTE TEXAS		
Output (Volume):		
Number of Businesses Developed as Recruitment Prospects	140	140

2. Disaster and Deficiency Grants.

- a. Included in the amounts appropriated above is all unexpended balances as of August 31, 2019 for the biennium beginning September 1, 2019 (estimated to be \$0) in Strategy A.1.1, Disaster Funds to provide grants-in-aid in case of disasters, in accordance with Government Code, Chapter 418.
- b. Included in the amounts appropriated above is \$1,500,000 in General Revenue in fiscal year 2020 to Strategy A.1.2, Agency Grant Assistance, for payments of claims arising prior to the convening of the next legislature by the Governor for deficiencies of up to \$200,000 per agency, per event, in accordance with §403.075, Government Code.

TRUSTEED PROGRAMS WITHIN THE OFFICE OF THE GOVERNOR
(Continued)

- c. The Governor may, according to the terms of the disaster award or deficiency award, require the agency to repay all or part of the award. The repayment may be accomplished by purchase voucher, journal entry, or other procedures established by the Governor's Office with the concurrence of the Comptroller of Public Accounts.
 - d. The Governor shall notify the Legislative Budget Board 15 business days after any grants or awards made as described in subsection a or b) above, including any General Revenue or unexpended balances carried forward from previous appropriations.
- 3. Governor's Emergency Appropriations.** In accordance with Government Code §§401.061-401.065, upon certification by the Governor that an emergency exists, and upon the endorsement by the Comptroller of Public Accounts that appropriations other than emergency appropriations are not available to address the emergency, the Governor is appropriated amounts necessary from special funds or dedicated accounts in the General Revenue Fund (as those terms are defined by Government Code §403.001) and Other Funds, contingent upon the following conditions:
- a. the special fund is endorsed by the Comptroller as statutorily allowed to be used for the emergency certified by the Governor;
 - b. the Comptroller certifies that the special fund contains sufficient balances over appropriated amounts to support the emergency appropriation; and
 - c. the proposed emergency appropriation under the provisions of this rider is approved by the Legislative Budget Board, pursuant to Article XVI, Section 69, Texas Constitution.
- 4. Unexpended Balances Within the Biennium.** Any unexpended balances as of August 31, 2020, in appropriations made to the Trusteed Programs Within the Office of the Governor are hereby appropriated for the same purposes for the fiscal year beginning September 1, 2020.
- 5. Federal Grants.** Funds received from the federal government for grants to the Trusteed Programs Within the Office of the Governor that are directed to earn interest for the 2020-21 biennium will be deposited to General Revenue-Dedicated Account No. 224, Governor's Office Federal Projects, and are to be expended as directed by the grant.
- 6. Reporting Requirements: Criminal Justice Division.** To ensure that Criminal Justice Planning funds are spent in accordance with state and federal requirements, the Criminal Justice Division (CJD) shall require grant recipients to report data and documentation, not later than October 1 of each fiscal year, demonstrating compliance with contractual agreements for Criminal Justice Planning grants. At a minimum, reports submitted by grant recipients shall provide data to support all expenditures made with Criminal Justice Planning funds; provide an inventory of all equipment and capital items purchased with such funds; and provide all information necessary for scheduled and periodic reviews by the CJD.
- In addition, the CJD shall establish and consistently adhere to internal guidelines for reviewing and evaluating grant requests, as well as requests for payments and reimbursements submitted by grantees. Not later than December 15 of each year, the CJD shall submit to the Legislative Budget Board and the State Auditor's Office:
- a. a report detailing its findings regarding compliance by grantees;
 - b. the allocation methodology or formula used to allocate funds to grantees; and
 - c. an impact analysis and explanation of any changes from the previous year's allocation methodology or formula.
- 7. Administration: Foreign Offices.**
- a. In accordance with Government Code §481.027, foreign offices may be operated in Mexico and in other foreign markets including Canada, Europe, the Pacific Rim, and Latin America coinciding with market opportunities for Texas business. Foreign office trade investment and tourism development efforts, as well as location of the offices, shall be based on analysis of the current world market opportunities. The Office of the Governor shall expend funds for the Mexico offices and any office established in Taiwan out of any funds available, but shall not expend any funds appropriated under this Act for any office or staff at any other foreign

TRUSTEED PROGRAMS WITHIN THE OFFICE OF THE GOVERNOR
(Continued)

offices established by the Office of the Governor. The Office of the Governor may seek and use alternative funding sources other than funds appropriated under this Act for offices in locations other than Mexico City or Taiwan.

- b. The Office of the Governor shall maintain a tracking system that documents the direct benefits that result from the operation of each foreign office. The Office of the Governor shall utilize the tracking system to file a quarterly report with the Legislative Budget Board regarding the activities of each office. The report shall contain, at a minimum, information detailing the number of contacts with foreign and domestic businesses, the name of each business, the nature of the contact, the results of each contact, and expenditures by each office. The report shall also contain the name of each Texas community assisted and information regarding the nature and results of the assistance. Each report shall be submitted within 60 days of the end of each fiscal year and must be accompanied by supporting documentation as specified by the Legislative Budget Board.
- 8. Cash Flow Contingency.** Contingent upon the receipt of Hotel Occupancy Tax collections by the Comptroller of Public Accounts, the Office of the Governor, Economic Development and Tourism, may temporarily utilize additional Hotel Occupancy Tax allocations from the General Revenue Fund into the General Revenue Hotel Occupancy Tax for Economic Development Account No. 5003 in an amount not to exceed \$2 million per fiscal year. These funds shall be utilized only for the purpose of temporary cash flow needs when expenditures for tourism marketing exceed monthly Hotel Occupancy Tax revenue received. The transfer and reimbursement of funds shall be made under procedures established by the Comptroller of Public Accounts to ensure all borrowed funds are reimbursed by the Office of the Governor, Economic Development and Tourism, to the General Revenue Fund from Hotel Occupancy Tax revenues collected on or before August 31 of each fiscal year and deposited before September 30 of the following fiscal year.
- 9. Limitation on Expenditures: General Revenue Hotel Occupancy Tax for Economic Development Account No. 5003.** Out of the amounts appropriated above in Strategy C.1.1, Create Jobs and Promote Texas, out of the General Revenue Hotel Occupancy Tax for Economic Development Account No. 5003, the Office of the Governor, Economic Development and Tourism, shall use not more than \$4,000,000 in fiscal year 2020 and \$4,000,000 in fiscal year 2021 for expenditures other than Advertising Services (Object Code 7281) and Other Professional Services (Object Code 7253).
- 10. Texas Military Value Revolving Loan Program.** In accordance with the Article III, § 49-n of the Texas Constitution and Government Code, Chapter 436, Subchapter D, the Governor is authorized to request issuance of any remaining general obligation bond authority, estimated to be \$200,405,000, for the Military Value Revolving Loan Program for loans to defense communities for economic development projects at the Texas Military Preparedness Commission.
- Appropriated elsewhere in this Act to the Texas Public Finance Authority is an amount estimated to be \$3,012,747 for fiscal year 2020 and \$4,283,097 for fiscal year 2021 to pay debt service on general obligation bonds or other obligations provided that anticipated loan payments and interest earnings on loan payments deposited to the Texas Military Value Revolving Loan Account No. 5114 are sufficient to repay the General Revenue Fund by August 31, 2021.
- 11. Appropriation of Unexpended Balances, Revenue, and Interest Earnings.** All unexpended and unobligated balances, estimated unexpended and unobligated balances, interest earnings, and other revenues from funds appropriated to the Trusteed Programs within the Office of the Governor for the fiscal year ending August 31, 2019, are appropriated for the same purposes for the biennium beginning September 1, 2019.
- In addition to amounts appropriated above for the biennium beginning September 1, 2019, are all estimated revenue and interest earnings accruing during the 2020-21 biennium to the Trusteed Programs Within the Office of the Governor in appropriated accounts for the same purposes, except revenues and interest earnings accruing in General Revenue Hotel Occupancy Tax Deposit Account No. 5003, General Revenue-Dedicated Sexual Assault Program Account No. 5010, General Revenue-Dedicated Emergency Radio Infrastructure Account No. 5153, and the Economic Stabilization Fund Account No. 599.
- 12. Drug Court Grants.** Included in amounts appropriated above in Strategy B.1.1, Criminal Justice, is an estimated \$2,000,000 in General Revenue - Dedicated Drug Court Account No. 5174 each fiscal year of the 2020-21 biennium from revenue collected on or after September 1, 2019 and

TRUSTEED PROGRAMS WITHIN THE OFFICE OF THE GOVERNOR
(Continued)

deposited to Revenue Object Code 3704, Court Costs, for the purpose of making grants to counties for drug courts in accordance with Subchapter A, Chapter 102, Code of Criminal Procedure, Article 102.0178(g).

In the event that actual and/or projected revenue collections are below estimates provided herein, the Legislative Budget Board may direct the Comptroller of Public Accounts to reduce the appropriation authority provided above to be within the amount of revenue expected to be available.

- 13. Cost of Living Salary Supplement.** The Trusteed Programs within the Office of the Governor is hereby authorized to pay a salary supplement, not to exceed \$1,200 per month, to each Office of State-Federal Relations employee whose duty station is located in Washington, DC. This salary supplement shall be in addition to the salary rate authorized for that position by this Act.

Any state agency or any institution which assigns an employee to work in the Washington, DC, office of the OSFR on a permanent basis and which also designates that employee's duty station as Washington, DC, is hereby authorized to pay such an employee a salary supplement not to exceed \$1,200 per month. This salary supplement shall be in addition to the salary rate authorized by this Act.

In the event that an employee so assigned works on a less than full-time basis, the maximum salary supplement shall be set on a proportionate basis.

- 14. Information and Assistance Requirements.** It is the intent of the Legislature that funds appropriated above in Strategy A.2.3, State-Federal Relations, be expended in a manner which provides information and assistance to both the legislative and executive branches of Texas State Government and that the funds be used to operate the office in a manner which is politically non-partisan.
- 15. Texas Economic Development Bank.** Included in amounts appropriated above in Strategy C.1.1, Create Jobs and Promote Texas, to the Trusteed Programs within the Office of the Governor is all unexpended balances as of August 31, 2019 for the biennium beginning September 1, 2019 (estimated to be \$5,000,000 out of General Revenue-Dedicated Economic Development Bank Account No. 5106), and all revenue from interest, loan repayments, fees and the issuance of commercial paper (estimated to be \$0 in fiscal year 2020 and \$0 in fiscal year 2021 out of General Revenue-Dedicated Economic Development Bank Account No. 5106) that the Texas Economic Development Bank is authorized to collect for the implementation and administration of the Texas Economic Development Bank to be spent in accordance with Government Code, Chapter 489.
- 16. Reports on Increasing Federal Funds.** It is the intent of the Legislature that the Office of State-Federal Relations work with state agencies to identify and report to the Legislature on possible changes in state laws which could increase the amount of federal funds received by the state, and on changes to federal laws which could impact state funding of federal programs or the state's receipt of federal funds.
- 17. Interagency Contracts.** Consistent with the method of financing for the Office of State-Federal Relations (OSFR), state agencies and institutions of higher education that are represented by their employees in the Washington, DC, office of the OSFR shall be charged for their portion of operating expenses, rent, and administrative staff costs, not to exceed \$2,000 per month, per legislative liaison.
- 18. Border Security Operations.** Included in the amounts appropriated above in Strategy B.1.3, Homeland Security, is \$15,126,000 in General Revenue, in fiscal year 2020, which shall be used for border prosecution grants.
- 19. Internet Crime Against Children Task Forces.** Included in amounts appropriated above in Strategy B.1.1, Criminal Justice, is \$800,000 in General Revenue each fiscal year of the 2020-21 biennium to the Trusteed Programs within the Office of the Governor for the purpose of preventing and stopping internet crimes against children. Priority shall be given to programs within local units of government that prevent technology-facilitated enticement and sexual exploitation of children or the use of the Internet for the production, manufacture, and distribution of child pornography, in support of activities of qualifying Internet Crime Against Children Task Forces recognized by the U.S. Department of Justice.

TRUSTEED PROGRAMS WITHIN THE OFFICE OF THE GOVERNOR
(Continued)

- 20. Grants for Local Border Security.** Included in the General Revenue Funds appropriated above in Strategy B.1.3, Homeland Security, is \$5,100,000 in fiscal year 2020 and \$5,100,000 in fiscal year 2021 to fund grants to local political subdivisions to support Operation Border Star. In addition to supporting Operation Border Star, the grant funds may also be awarded for the humane processing of the remains of undocumented migrants or to an established regional center for public safety excellence to cover the costs of providing training to law enforcement personnel conducting border security operations. The Department of Public Safety and the Legislative Budget Board shall collaborate with the Office of the Governor to establish accountability and outcome standards for these grants. These accountability standards shall include, but not be limited to, the following: uses of the grants by local entities; effects of these grants on realizing a more secure border region, as defined in Article IX, Section 7.11, Border Security, of this Act; and measures employed to ensure grant funds are expended as intended. By not later than December 1 of each fiscal year, the Office of the Governor shall provide a report to the Legislative Budget Board summarizing the outcomes of the previous fiscal year's grants.
- 21. Truancy Prevention Court Cost.** Out of amounts appropriated above in Strategy B.1.1, Criminal Justice, the estimated amount of \$3,096,936 in General Revenue-Dedicated Truancy Prevention and Diversion Account No. 5164 each fiscal year of the 2020-21 biennium is contingent upon the Trusteed Programs Within the Office of the Governor generating sufficient revenue from court costs for truancy prevention, as authorized by Article 102.015(b), Chapter 102, Texas Code of Criminal Procedure. Priority for grant awards shall be given to justice, municipal, and constitutional county courts requesting funds to establish a new juvenile case manager in a jurisdiction that does not already have a juvenile case manager.
- 22. Enhanced Border Security.** Included in the amounts appropriated above in Strategy B.1.3, Homeland Security, is \$2,000,000 in General Revenue in fiscal year 2020 and \$1,000,000 in General Revenue in fiscal year 2021 to support an interagency contract with the Texas Military Department for the installation and regular maintenance of border cameras.
- 23. Anti-Gang Programs.** Included in amounts appropriated above in Strategy B.1.1, Criminal Justice, is \$7,100,000 in General Revenue each fiscal year of the 2020-21 biennium for the purpose of making grants for anti-gang activities.
- 24. Child Sex Trafficking Prevention Unit.** Included in amounts appropriated above in Strategy B.1.1, Criminal Justice is \$2,000,000 in General Revenue - Dedicated Sexual Assault Program Account No. 5010 in fiscal year 2020, and \$577,650 in General Revenue in fiscal year 2020 and \$570,650 in General Revenue in fiscal year 2021 for the purpose of operating the Child Sex Trafficking Prevention Unit. In addition, included in amounts appropriated above in Strategy B.1.1, Criminal Justice is \$1,260,000 in General Revenue each fiscal year to provide grants to support victim services for victims of child sex trafficking.
- 25. Contingency for Behavioral Health Funds.** Notwithstanding appropriation authority granted above, the Comptroller of Public Accounts shall not allow the expenditure of General Revenue-Related behavioral health funds for the Trusteed Programs Within the Office of the Governor in Strategy B.1.1, Criminal Justice in fiscal year 2020 or fiscal year 2021, as identified in Art. IX, Sec. 10.04, Statewide Behavioral Health Strategic Plan and Coordinated Expenditures, if the Legislative Budget Board provides notification to the Comptroller of Public Accounts that the agency's planned expenditure of those funds in fiscal year 2020 or fiscal year 2021 does not satisfy the requirements of Art. IX, Sec. 10.04, Statewide Behavioral Health Strategic Plan and Coordinated Expenditures.
- 26. Grants for Technology Infrastructure.** In addition to amounts appropriated above in Strategy B.1.1, Criminal Justice any unexpended and unobligated balances remaining as of August 31, 2019 (estimated to be \$0), in General Revenue-Dedicated Emergency Radio Infrastructure Account No. 5153 are appropriated for the biennium beginning September 1, 2019, to provide grants to local units of government to upgrade technology infrastructure to implement incident based reporting or maintain interoperable communication systems. Incident based reporting technology infrastructure purchased using grant funds shall be compatible with the National Incident Based Reporting System and the Texas Incident Based Reporting System. Interoperable communications technology infrastructure purchased using grant funds must sustain or enhance current capabilities or address capability gaps identified by the Texas Department of Public Safety (DPS) in the Texas Statewide Communication Interoperability Plan (SCIP).

TRUSTEED PROGRAMS WITHIN THE OFFICE OF THE GOVERNOR
(Continued)

- 27. Bullet-Resistant Vests.** Included in amounts appropriated above in Strategy B.1.1, Criminal Justice, is \$5,000,000 in General Revenue in fiscal year 2020 to fund grants to local law enforcement agencies and/or the Texas Department of Public Safety for the purchase of bullet-resistant personal body armor compliant with the National Institute of Justice (NIJ) standard for rifle protection. Grant recipients shall report to the Criminal Justice Division how many vests, ballistic plates, and plate carriers were purchased, the price of each, and provide proof of purchase. Any unexpended balances remaining in this appropriation on August 31, 2020, are appropriated for the same purpose for the fiscal year beginning on September 1, 2020.

Not later than December 1 of each year, the Office of the Governor shall provide a report on the previous fiscal year's grants to the Legislative Budget Board that includes the agencies that applied for funding the amount distributed to each agency, and the number of vests, plates, and carriers purchased.

It is the intent of the Legislature that, in addition to grants identified in this rider, local law enforcement agencies will pursue any additional public or private grant funds available for the purchase of bullet-resistant personal body armor.

- 28. Create Jobs and Promote Texas.** Included in amounts appropriated above in Strategy C.1.1, Create Jobs and Promote Texas is \$534,159,759 in All Funds to enhance and promote the economic development of Texas. The distribution of available amounts in Strategy C.1.1, Create Jobs and Promote Texas includes the following allocations:
- a. Included in amounts appropriated above is \$17,203,230 in General Revenue Hotel Occupancy Tax Deposits Account No. 5003 in fiscal year 2020 and \$16,946,993 in General Revenue Hotel Occupancy Tax Deposits Account No. 5003 in fiscal year 2021 to be used for tourism promotion activities in the 2020-21 biennium. In addition, included in amounts appropriated above is \$76,096,000 in estimated unexpended balances remaining as of August 31, 2019, in General Revenue Hotel Occupancy Tax Deposits Account No. 5003 to be used for the same purposes.
 - b. Included in amounts appropriated above is \$50,000,000 in General Revenue in the 2020-21 biennium, in Strategy C.1.1, Create Jobs and Promote Texas, for the Moving Image Industry Incentive Program (MIIP) as authorized under Chapter 485, Government Code.
 - c. Included in amounts appropriated above is \$74,000,000 in General Revenue in fiscal year 2020 and \$76,000,000 in estimated unexpended balances remaining as of August 31, 2019, in General Revenue-Dedicated Texas Enterprise Fund Account No. 5107 for the biennium beginning September 1, 2019, for the purposes of economic development initiatives in accordance with Government Code §481.078.
 - d. Included in amounts appropriated above is \$17,100,000 in General Revenue in fiscal year 2020 and \$22,900,000 in estimated unexpended balances remaining as of August 31, 2019, in General Revenue-Dedicated Governor's University Research Initiative Account No. 5161 in the 2020-21 biennium for the purposes of the Governor's University Research Initiative, in accordance with Education Code, Chapter 62.
 - e. Included in amounts appropriated above is \$30,000,000 in General Revenue in fiscal year 2020 for Defense Economic Adjustment Assistance Grants to military defense impacted communities. Pursuant to Chapter 436, subchapter E of the Texas Government Code, the Texas Military Preparedness Commission shall administer these grants.
 - f. Included in amounts appropriated above is \$50,000,000 in General Obligation Bond Proceeds in fiscal year 2020, for the Military Value Revolving Loan Program for loans to defense communities for economic development projects at the Texas Military Preparedness Commission.
- 29. Evidence Testing.** Included in amounts appropriated above in Strategy B.1.1 Criminal Justice is an estimated \$1,100,000 in General Revenue - Dedicated Evidence Testing Account No. 5170 each fiscal year of the 2020-21 biennium. The funds shall be used to provide grants to local law enforcement agencies or counties for testing evidence collected for sexual assault or other sex offenses.

TRUSTEED PROGRAMS WITHIN THE OFFICE OF THE GOVERNOR
(Continued)

- 30. Grants to Sexual Assault Forensic Exam (SAFE)-Ready Facilities.** Included in amounts appropriated above in Strategy B.1.1, Criminal Justice, is \$3,000,000 in General Revenue in each fiscal year of the 2020-21 biennium to provide annual grants to designated facilities for education, training, and maintenance of the facilities' SAFE-ready program pursuant to Government Code, Sec. 772.006. Grants to a single facility may not exceed \$50,000 in any fiscal year. This grant funding shall be awarded equally between existing SAFE-ready designated facilities and facilities who are not yet SAFE-ready designated, but will use the grant funds for the purpose of achieving that designation.
- 31. Grants to Promote Border Economic Development.** Included in amounts appropriated above in Strategy C.1.1, Create Jobs and Promote Texas, is \$200,000 in General Revenue in fiscal year 2020 to provide one-to-one matching grants to eligible non-profit organizations to promote border economic development, including out-of-state business recruitment, the promotion of economic development, and strategic regional planning. An eligible non-profit organization should (1) be a binational economic development and policy advocacy organization along the US-Mexico border, (2) be chartered as a 501(c)(6) with a separate foundation operating as a 501(c)(3), and (3) be located in a municipality that borders Mexico and another U.S. State. Eligible grant recipients shall receive a grant award equal to the amount committed by the non-profit organization dedicated for the same specific purpose, which shall not include in-kind contributions. Grant recipients shall not expend grant funds on salaries or expenses related to office space. Grant recipients shall not expend grant funds for recruitment and promotion activities that result in a business relocation to a community outside the state of Texas. A grantee shall provide to the Office of the Governor a report on the use of funds awarded and the number of out-of-state businesses relocated to Texas, number of jobs created or moved to Texas, and the total amount of new investment brought to Texas resulting from the grant award.
- 32. Grants to Border Zone Fire Departments.** Included in amounts appropriated above in Strategy B.1.1., Criminal Justice, is \$1,000,000 in General Revenue in fiscal year 2020 to provide professional fire departments in the border region grants to assist in the acquisition of specialized equipment, maintenance, and medical supplies to support emergency services associated with the execution of security activities associated with deterring crimes occurring in the geographic area defined in Article IX, Section 7.11 of this Act.
- Not later than the December 1 of each year, the Office of the Governor shall provide a report on the previous fiscal year's grants to the Legislative Budget Board that includes the agencies that applied for funding, the amount distributed, and the utilization of funds by each agency.
- 33. Grants for Testing of Forensic Evidence.** Included in amounts appropriated above in Strategy B.1.1, Criminal Justice, is \$1,000,000 in General Revenue in fiscal year 2020 and \$1,000,000 in General Revenue in fiscal year 2021, to provide grants to reimburse district attorneys for costs associated with the testing of forensic evidence.
- 34. Grants for County Jail Medication-assisted Treatment for Opioid and Alcohol Dependence.** Included in amounts appropriated above in Strategy B.1.1., Criminal Justice, is \$1,000,000 in General Revenue in fiscal year 2020 for a pilot project with the purpose of providing inmates in Texas county jails access to Federal Drug Administration-approved, evidence-based medication-assisted treatment for opioid and alcohol dependence. Treatment may be administered while the inmate is confined in the county jail and when participating in outpatient care upon release. Grant funding may only be used for medical evaluations, the purchase of Federal Drug Administration-approved medication to treat opioid or alcohol dependency, individual and group counseling services, cognitive behavioral therapies, and necessary medical and behavioral health staff needed to implement the program.
- Not later than December 1 of each year, the Office of the Governor shall provide a report on the previous fiscal year's grants to the Legislative Budget Board that includes participant relapse and recidivism rates for each county receiving funding.
- 35. Prostitution Prevention and Pre-arrest Diversion Programs.** Included in amounts appropriated above in Strategy B.1.1., Criminal Justice, is \$1,750,000 in General Revenue-Dedicated Criminal Justice Planning Account No. 421 in each fiscal year of the 2020-21 state fiscal biennium for the purpose of making grants to counties for the implementation of prostitution prevention and pre-arrest diversion programs.

TRUSTEED PROGRAMS WITHIN THE OFFICE OF THE GOVERNOR
(Continued)

- 36. Transfer to Facilities Commission for Capitol Complex Multipurpose Transit Shelter.** Out of amounts appropriated above in Strategy A.2.1, Disability Issues, to the Trusteed Programs Within the Office of the Governor, is \$200,000 out of General Revenue in fiscal year 2020 which shall be transferred to the Facilities Commission in Strategy A.2.1, Facilities Design and Construction, for the purpose of designing and building a Capitol Complex Multipurpose Transit Shelter to enhance the accessibility of the Capitol Complex to persons with disabilities.
- 37. Transfer to Texas A&M Engineering Experiment Station (TEES) for Army Futures Command.** Out of amounts appropriated above in Strategy C.1.1., Create Jobs and Promote Texas, to the Trusteed Programs Within the Office of the Governor, is \$50,000,000 out of General Revenue in fiscal year 2020 which shall be transferred to the Texas A&M Engineering Experiment Station (TEES), for the purpose of engaging this state's public institutions of higher education with private sector industries to establish and equip a proving ground site and to commercialize and manufacture critical emerging technologies for infrastructure networks, public safety, and national defense.

HISTORICAL COMMISSION

	For the Years Ending	
	August 31, 2020	August 31, 2021
Method of Financing:		
<u>General Revenue Fund</u>		
General Revenue Fund	\$ 23,322,181	\$ 10,342,603
Sporting Goods Sales Tax	10,212,000	10,314,000
Fees from Historic Sites	326,850	326,850
Subtotal, General Revenue Fund	\$ 33,861,031	\$ 20,983,453
GR Dedicated - Texas Preservation Trust Fund Account No. 664	\$ 854,403	\$ 248,625
Federal Funds	\$ 1,123,986	\$ 1,123,986
<u>Other Funds</u>		
Appropriated Receipts	\$ 729,051	\$ 729,051
License Plate Trust Fund Account No. 0802, estimated	2,900	2,900
Subtotal, Other Funds	\$ 731,951	\$ 731,951
Total, Method of Financing	\$ 36,571,371	\$ 23,088,015

This bill pattern represents an estimated 78.7% of this agency's estimated total available funds for the biennium.

Number of Full-Time-Equivalents (FTE): 238.2 238.2

Schedule of Exempt Positions:
Executive Director, Group 5 \$161,027 \$161,027

Items of Appropriation:

A. Goal: HISTORIC PRESERVATION

Preserve the State's Historic Landmarks and Artifacts.

A.1.1. Strategy: ARCHITECTURAL ASSISTANCE Property Rehabilitation/Preservation Technical Assistance.	\$ 1,060,398	\$ 1,060,402
A.1.2. Strategy: ARCHEOLOGICAL HERITAGE PROTECTION Archeological Protection through Reviews, Outreach & Other Programs.	1,299,602	1,299,605
A.1.3. Strategy: COURTHOUSE PRESERVATION Courthouse Preservation Assistance.	580,064	580,062
A.1.4. Strategy: HISTORIC SITES Operation and Maintenance of Historic Sites.	22,791,276	12,121,538
A.1.5. Strategy: PRESERVATION TRUST FUND Provide Financial Assistance through the Preservation Trust Fund.	854,403	248,625

HISTORICAL COMMISSION
(Continued)

A.2.1. Strategy: DEVELOPMENT ASSISTANCE	1,756,357	1,756,361
Technical Assistance for Heritage Development/Economic Revitalization.		
A.2.2. Strategy: TEXAS HERITAGE TRAIL	1,000,000	1,000,000
Texas Heritage Trail Region Assistance.		
A.3.1. Strategy: EVALUATE/INTERPRET RESOURCES	4,850,958	2,770,965
Prog for Historic Resource Identification, Evaluation & Interpretation.		
Total, Goal A: HISTORIC PRESERVATION	\$ 34,193,058	\$ 20,837,558
B. Goal: INDIRECT ADMINISTRATION		
B.1.1. Strategy: CENTRAL ADMINISTRATION	\$ 2,378,313	\$ 2,250,457
Grand Total, HISTORICAL COMMISSION	\$ 36,571,371	\$ 23,088,015
Object-of-Expense Informational Listing:		
Salaries and Wages	\$ 13,547,295	\$ 13,547,295
Other Personnel Costs	351,541	351,541
Professional Fees and Services	628,059	610,766
Fuels and Lubricants	93,000	93,000
Consumable Supplies	104,686	104,686
Utilities	474,556	474,556
Travel	386,383	373,882
Rent - Building	169,510	169,510
Rent - Machine and Other	176,730	176,730
Debt Service	586,364	550,900
Other Operating Expense	11,571,436	3,708,884
Grants	4,054,303	1,368,525
Capital Expenditures	4,427,508	1,557,740
Total, Object-of-Expense Informational Listing	\$ 36,571,371	\$ 23,088,015
Estimated Allocations for Employee Benefits and Debt Service Appropriations Made Elsewhere in this Act:		
<u>Employee Benefits</u>		
Retirement	\$ 1,083,479	\$ 1,088,896
Group Insurance	2,352,748	2,378,696
Social Security	865,825	870,154
Benefits Replacement	14,143	12,021
Subtotal, Employee Benefits	\$ 4,316,195	\$ 4,349,767
<u>Debt Service</u>		
TPFA GO Bond Debt Service	\$ 13,586,236	\$ 12,759,859
Total, Estimated Allocations for Employee Benefits and Debt Service Appropriations Made Elsewhere in this Act	\$ 17,902,431	\$ 17,109,626

1. Performance Measure Targets. The following is a listing of the key performance target levels for the Historical Commission. It is the intent of the Legislature that appropriations made by this Act be utilized in the most efficient and effective manner possible to achieve the intended mission of the Historical Commission. In order to achieve the objectives and service standards established by this Act, the Historical Commission shall make every effort to attain the following designated key performance target levels associated with each item of appropriation.

	2020	2021
A. Goal: HISTORIC PRESERVATION		
Outcome (Results/Impact):		
Number of Properties Designated Annually	1,650	1,660
Number of Section 106 Federal Undertakings and Antiquities Code Reviews	14,500	14,500
Number of Individuals Provided Training and Assistance in Historic and Archeological Preservation	46,350	46,800
Percent of Eligible Courthouses Fully Restored or Rehabilitated	27.2%	28%
A.1.1. Strategy: ARCHITECTURAL ASSISTANCE		
Output (Volume):		
Number of Historic Properties Provided Technical Assistance, Monitoring, and Mandated State and/or Federal Architectural Reviews in Order to Encourage Preservation	3,145	3,245

HISTORICAL COMMISSION
(Continued)

A.2.1. Strategy: DEVELOPMENT ASSISTANCE

Output (Volume):

Number of Properties and Sites Assisted	1,800	1,800
---	-------	-------

A.2.2. Strategy: TEXAS HERITAGE TRAIL

Output (Volume):

Number of Individuals that Attend or Participate in Heritage Tourism Assistance Programs or Sessions Conducted by the Ten Texas Heritage Trail Regions	3,300	3,300
--	-------	-------

A.3.1. Strategy: EVALUATE/INTERPRET RESOURCES

Output (Volume):

Number of Sites, Properties, and Other Historical Resources Evaluated	6,500	6,500
---	-------	-------

2. Capital Budget. None of the funds appropriated above may be expended for capital budget items except as listed below. The amounts shown below shall be expended only for the purposes shown and are not available for expenditure for other purposes.

	2020	2021
a. Repair or Rehabilitation of Buildings and Facilities		
(1) Unexpended balance authority - Courthouse Grants (Proposition 4 G.O. Bond Proceeds, 82nd Legis.)	\$ UB	\$ UB
(2) Unexpended balance authority - Courthouse Grants - 83rd Legislative Session	UB	UB
(3) Courthouse Grants	UB	UB
(4) Historic Sites Bond Projects - Unexpended Balances (Proposition 4 and Proposition 8 G.O. Bond Proceeds, 80th Legis.)	UB	UB
(5) National Museum of the Pacific War Capital Projects.	UB	UB
(6) Mission Dolores Site	UB	UB
(7) Caddo Mounds Repair and Rehabilitation	2,500,000	UB
Total, Repair or Rehabilitation of Buildings and Facilities	\$ 2,500,000	\$ UB
b. Acquisition of Information Resource Technologies		
(1) Computer Replacement	\$ 75,000	\$ 75,000
c. Transportation Items		
(1) THC Austin Headquarters and Historic Site Vehicle Replacement	\$ 369,768	\$ UB
d. Data Center Consolidation		
(1) Department of Information Resources - Data Center Services - Office 365	\$ 47,416	\$ 47,453
e. Centralized Accounting and Payroll/Personnel System (CAPPS)		
(1) Centralized Accounting and Payroll/Personnel System (CAPPS) - Human Resources and Payroll	\$ 128,040	\$ 98,210
Total, Capital Budget	\$ 3,120,224	\$ 220,663

Method of Financing (Capital Budget):

General Revenue Fund

General Revenue Fund	\$ 3,064,700	\$ 165,125
Sporting Goods Sales Tax	55,524	55,538

Subtotal, General Revenue Fund	\$ 3,120,224	\$ 220,663
--------------------------------	--------------------	------------------

Total, Method of Financing	\$ 3,120,224	\$ 220,663
----------------------------	--------------------	------------------

3. Cost Recovery of Historical Markers. It is the intent of the Legislature that the Historical Commission recover the full costs of historical markers, estimated to be \$362,563 in Appropriated Receipts for each fiscal year of the biennium and included above in Strategy A.3.1, Evaluate/Interpret Resources.

HISTORICAL COMMISSION
(Continued)

- 4. Promotional Materials.** The Texas Historical Commission is hereby authorized to purchase promotional educational materials for resale or donation purposes during the biennium beginning September 1, 2019. All receipts received from the sale of these materials are hereby appropriated to the Commission for the administration and operation of agency programs.

Any unexpended balances as of August 31, 2020, from the sale of these materials are appropriated for the fiscal year beginning September 1, 2020.

- 5. Registration of Historic Cemeteries.** The Texas Historical Commission is hereby authorized to collect funds for the registration of historic cemeteries. All fees collected pursuant to registration of historic cemeteries (estimated at \$3,800 in Appropriated Receipts in each fiscal year and included above in Strategy A.3.1, Evaluate/Interpret Resources) are appropriated to the Texas Historical Commission for the purpose of administering the Historic Cemetery Program for the biennium beginning September 1, 2019. In addition to amounts identified herein and included above, all receipts collected on or after September 1, 2019, are hereby appropriated for the same purpose.

- 6. Cultural Diversity Scholarships.** Gifts and donations received by the Historical Commission, not to exceed \$5,000 in each fiscal year of the biennium, may be expended for scholarships of up to \$500 per recipient for travel expenses, including meals and lodging, in order to encourage diversity among participants at agency sponsored conferences, seminars, and workshops.

- 7. Acquisition of Historical Artifacts.** The Historical Commission shall use funds appropriated above to develop a plan and process for the purchase and acquisition of documents, records, and/or other historical artifacts relating to Texas Historical Commission Historic Sites. The Historical Commission must also report on the status of acquisitions to the Governor and the Legislative Budget Board within 30 days after such acquisition.

- 8. Historic Sites.** Included in amounts appropriated above in Strategy A.1.4, Historic Sites, is \$326,850 each fiscal year of the 2020-21 biennium out of the General Revenue Fund - Fees from Historic Sites, generated from entrance fees at historic sites established in accordance with Government Code, §442.0051 and deposited to Revenue Object Code 3461 State Park Fees in the General Revenue Fund for maintenance and operations of historic sites managed by the agency.

Any unexpended balances as of August 31, 2020, out of the appropriations made herein are appropriated to the Commission for the fiscal year beginning September 1, 2020.

In the event that actual and/or projected revenue collections are below estimates provided herein, the Legislative Budget Board may direct the Comptroller of Public Accounts to reduce the appropriation authority provided above to be within the amount of revenue expected to be available.

For the biennium beginning September 1, 2019, the Texas Historical Commission is appropriated any additional revenues that are collected by the agency for historic sites managed by the agency and deposited to the credit of General Revenue in excess of the amounts reflected in the Comptroller's Biennial Revenue Estimate for each year of the 2020-21 biennium and certified by a Comptroller's finding of fact (not to exceed \$1 million for the 2020-21 biennium in General Revenue, Revenue Object Code 3461, State Park Fees.)

- 9. Appropriation Authority: Debt Service for the National Museum of the Pacific War.** Included in the amounts appropriated above out of the General Revenue Fund- Sporting Goods Sales Tax for Strategy A.1.4, Historic Sites, the amounts of \$578,038 for fiscal year 2020 and \$550,900 for fiscal year 2021 are to be used solely for lease payments to the Texas Public Finance Authority for debt service payments on the revenue bonds or other revenue obligations issued for the National Museum of the Pacific War.
- 10. Unexpended Balances of Bond Proceeds.** In addition to amounts appropriated above, any unexpended and unobligated balances of General Obligation Bond Proceeds for projects that have been approved under the provisions of Article IX, Sections 19.70 and 19.71 of House Bill 1, Eightieth Legislature, Regular Session, 2007, remaining as of August 31, 2019 (estimated to be \$0), are appropriated for the repair and renovation of Historic Sites, for the 2020-21 biennium in Strategy A.1.4, Historic Sites; Article IX, Section 18.01 of House Bill 1, Eighty-second Legislature, Regular Session, 2011, remaining as of August 31, 2019 (estimated to be \$0), are appropriated for Courthouse Preservation grants, for the 2020-21 biennium in Strategy A.1.3,

HISTORICAL COMMISSION
(Continued)

Courthouse Preservation; and Article IX, Section 17.02 of Senate Bill 1, Eighty-third Legislature, Regular Session, 2013, remaining as of August 31, 2019 (estimated to be \$0), are appropriated for Courthouse Grants, for the 2020-21 biennium in Strategy A.1.3, Courthouse Preservation.

Any unexpended balances in General Obligation Bond Proceeds described herein and remaining as of August 31, 2020, are appropriated for the same purposes for the fiscal year beginning September 1, 2020.

- 11. Appropriation Authority: Revenue Bond Debt Service for Historic Sites.** Included in the amounts appropriated above out of the General Revenue Fund- Sporting Goods Sales Tax for Strategy A.1.4, Historic Sites, the amount of \$8,326 for fiscal year 2020 is to be used solely for lease payments to the Texas Public Finance Authority for debt service payments on the revenue bonds or other revenue obligations issued for Historic Sites.
- 12. Texas Holocaust and Genocide Commission.** Included in amounts appropriated above out of the General Revenue Fund in Strategy A.3.1, Evaluate/Interpret Resources, and Strategy B.1.1, Central Administration, are \$666,014 and \$41,000, respectively, in fiscal year 2020 and \$666,013 and \$41,000, respectively, in fiscal year 2021 for the Texas Historical Commission to provide support for the Texas Holocaust and Genocide Commission.

Any unexpended balances of these funds remaining as of August 31, 2020, are appropriated for the fiscal year beginning September 1, 2020, for the same purpose.

- 13. Texas Preservation Trust Fund Account No. 664.** Included in amounts appropriated above in Strategy A.1.5, Preservation Trust Fund, is estimated revenue and interest earnings in Revenue Object Code 3855, Interest on Investments, Obligations and Securities (not to exceed \$248,625 each fiscal year of the 2020-21 biennium) out of the General Revenue -Dedicated Texas Preservation Trust Fund Account No. 664 for local preservation grants.

In addition to revenues deposited as Revenue Object Code 3855 referenced in this rider, any other revenues received during the 2020-21 biennium and any balances from other revenues remaining in the Preservation Trust Fund Account No. 664 as of August 31, 2019 (estimated to be \$605,778 and included in amounts appropriated above in fiscal year 2020) are appropriated for the purpose of making preservation grants to eligible organizations, subject to the approval of the governing board.

Any unexpended balances of these funds remaining as of August 31, 2020, are appropriated to the Historical Commission for the fiscal year beginning September 1, 2020, for the same purpose.

- 14. Military Sites Program.** Included in amounts appropriated above in Strategy A.3.1, Evaluate/Interpret Resources, is \$22,500 in General Revenue funds in each fiscal year of the 2020-21 biennium for the purpose of continuing and further developing a military sites program and restoring Texas military monuments in and outside the state.

Any unexpended balances of these funds remaining as of August 31, 2020, are hereby appropriated to the Historical Commission for the fiscal year beginning September 1, 2020, for the same purpose.

- 15. Unexpended Balances: National Museum of the Pacific War.** In addition to amounts appropriated above in Strategy A.1.4, Historic Sites, any unexpended and unobligated balances as of August 31, 2019 (estimated to be \$0), in General Revenue and any unexpended and unobligated balances of Economic Stabilization Funds as of August 31, 2019 (estimated to be \$0), are appropriated for the biennium beginning September 1, 2019, for renovation and repair at the National Museum of the Pacific War.

Any unexpended balances of these funds remaining as of August 31, 2020, are appropriated to the Historical Commission for the fiscal year beginning September 1, 2020, for the same purpose.

- 16. Appropriation Authority: Texas Historic Preservation Tax Credit Review Fees.** Included in the amounts appropriated above is \$97,000 in Appropriated Receipts in Strategy A.1.1, Architectural Assistance, each fiscal year of the 2020-21 biennium from fees collected to review

HISTORICAL COMMISSION
(Continued)

applications for the Texas Historic Preservation Tax Credit. The amounts identified in this rider shall be used to administer the Texas Historic Preservation Tax Credit Program as authorized by Tax Code, Chapter 171, Subchapter S.

Any unexpended balances of these funds remaining as of August 31, 2020, are appropriated to the Historical Commission for the fiscal year beginning September 1, 2020, for the same purpose.

- 17. Capital Budget Expenditures from Federal and Other Funding Sources.** The Texas Historical Commission (THC) is exempted from the capital budget rider provisions contained in Article IX of this Act when gifts, grants, interagency funds, inter-local funds, damage and mitigation funds, and federal funds are received in excess of the amounts identified in the agency's capital budget rider and such funds are designated by the donor, grantor, damage/mitigation agreement or settlement, or state/federal agency solely for construction and repairs, land acquisition, or purchase of specific capital items.

Additionally, the THC is exempted from the capital budget rider provisions when pass through funds to local entities are received in excess of the amounts identified in the agency's capital budget rider and such funds are designated by the donor, grantor or federal agency solely for the acquisition of land.

Amounts expended from these funding sources shall not count towards the limitation imposed by capital budget provisions elsewhere in this Act. The THC shall annually report to the Legislative Budget Board and the Governor the amount received from these sources and the items to be purchased.

- 18. Texas State Almanac Contract.** Included in the amounts appropriated above in Strategy A.3.1, Evaluate/Interpret Resources, is \$480,000 in General Revenue in fiscal year 2020 to allow the Historical Commission to enter into a contract not-to-exceed \$480,000 with a non-profit organization for the purpose of developing and producing a Texas State Almanac. The Texas State Almanac shall be available to the general public and provide information on the history of Texas, its people, government and politics, economics, natural resources, holidays, culture, education, recreation, the arts, and other related topics.

Any unexpended balances of these funds remaining as of August 31, 2020, are appropriated to the Historical Commission for the fiscal year beginning September 1, 2020, for the same purpose.

- 19. Unexpended Balances: Courthouse Grants.** In addition to amounts appropriated above in Strategy A.1.3, Courthouse Preservation, any unexpended and unobligated balances as of August 31, 2019 (estimated to be \$0), in General Revenue and any unexpended and unobligated balances of Economic Stabilization Funds as of August 31, 2019 (estimated to be \$0), are appropriated for the biennium beginning September 1, 2019, for courthouse grants.

Any unexpended balances of these funds remaining as of August 31, 2020, are appropriated to the Historical Commission for the fiscal year beginning September 1, 2020, for the same purpose.

- 20. Appropriation: Development Revenue.** To the maximum extent allowed by law, the Historical Commission is appropriated all revenue from fundraising and partnership development activities, including revenues from funds raised, contributed, donated, or collected through private sector partnerships, joint promotional campaigns, and licensing of the department brand, logo, or intellectual property (estimated to be \$0) each fiscal year.
- 21. Internship Program Full Time Equivalent Exemption.** Full-time-equivalent (FTE) positions associated with the Historical Commission's Internship Program shall be exempt from the Article IX, Section 6.10, Limitation on State Employment Levels. This provision will not change the limit on the number of FTEs for the Historical Commission listed elsewhere in this Act. The Commission shall provide a report of the number of FTEs associated with the Internship Program to the Legislative Budget Board, the Governor, and the State Auditor's Office each fiscal year.
- 22. Unexpended Balances Within the Biennium.** Any unexpended balances as of August 31, 2020, in appropriations made to the Historical Commission are hereby appropriated for the same purposes for the fiscal year beginning September 1, 2020.
- 23. Unexpended Balances: Mission Dolores.** In addition to amounts appropriated above in Strategy A.1.4, Historic Sites, any unexpended and unobligated balances as of August 31, 2019 (estimated

HISTORICAL COMMISSION
(Continued)

to be \$0), in Economic Stabilization Funds are appropriated for the biennium beginning September 1, 2019, for construction projects at the Mission Dolores Historic Site.

Any unexpended balances of these funds remaining as of August 31, 2020, are appropriated to the Historical Commission for the fiscal year beginning September 1, 2020, for the same purpose.

- 24. Sunset Contingency.** Funds appropriated above for fiscal year 2021 for the Historical Commission are made contingent on the continuation of the Historical Commission by the Eighty-sixth Legislature, Regular Session, 2019. In the event that the agency is not continued, the funds appropriated above for fiscal year 2020, or as much thereof as may be necessary, are to be used to provide for the phase out of the agency operations.
- 25. Texas Historical Commission Volunteer Services.** From funds appropriated above, the Texas Historical Commission may provide meals and beverages for volunteers when volunteers are on site and providing labor and/or services for historic site reenactments, archeological work, and other agency programs.
- 26. Reimbursement of Advisory Committee Members.** Pursuant to Chapter 2110, Government Code, reimbursement of expenses for advisory committee members, out of the funds appropriated above, is limited to the Antiquities Advisory Board and may not exceed \$20,000 in each fiscal year.

To the maximum extent possible, the commission shall encourage the use of videoconferencing and teleconferencing and shall schedule meetings and locations to facilitate the travel of participants so that they may return the same day and reduce the need to reimburse members for overnight stays.

- 27. Maximum Appropriation of Sporting Goods Sales Tax (SGST) Revenue.** Amounts appropriated above include \$10,212,000 in fiscal year 2020 and \$10,314,000 in fiscal year 2021 from limited sales, excise, and use tax revenue identified as Sporting Goods Sales Tax (SGST). This appropriation represents the statutory maximum allocation of SGST revenue to the Historical Commission, pursuant to Tax Code, §151.801 (6.0 percent of the total SGST revenue), as calculated in the Comptroller of Public Accounts' Biennial Revenue Estimate.

If the Comptroller determines that the maximum allocation of SGST revenue to the Historical Commission for the 2020-21 biennium exceeds the amounts appropriated above, the difference is appropriated to the agency for Historic Sites.

- 28. St. Anthony Cemetery Preservation.** Out of funds appropriated above in Strategy A.3.1, Evaluate/Interpret Resources, is \$100,000 in General Revenue in fiscal year 2020 for the purpose of providing a grant for the preservation of the St. Anthony Cemetery in the city of Peñitas, in accordance with Section 442.005, Government Code.
- 29. Gibson-Grant Historic Cabin Restoration Project.** Out of funds appropriated above in Strategy A.3.1, Evaluate/Interpret Resources, is \$1,500,000 in General Revenue in fiscal year 2020 for the purpose of providing a grant for the restoration of the Gibson-Grant Historic Cabin in accordance with Section 442.005, Government Code.
- 30. Star of the Republic Museum.** Out of funds appropriated above in Strategy A.1.4, Historic Sites, is \$8,000,000 in General Revenue in fiscal year 2020 for the Star of the Republic Museum. Any unexpended balances of these funds remaining as of August 31, 2020, are appropriated to the Historical Commission for the fiscal year beginning September 1, 2020, for the same purpose.

DEPARTMENT OF INFORMATION RESOURCES

	For the Years Ending	
	August 31, 2020	August 31, 2021
Method of Financing:		
General Revenue Fund	\$ 7,081,575	\$ 4,081,575
<u>Other Funds</u>		
DIR Clearing Fund Account - AR	\$ 14,009,523	\$ 12,844,621

DEPARTMENT OF INFORMATION RESOURCES
(Continued)

Telecommunications Revolving Account - AR	27,347,016	27,608,960
Telecommunications Revolving Account - IAC	61,093,264	61,158,776
Statewide Technology Account - IAC	273,458,369	289,668,632
Statewide Technology Account - Appropriated Receipts	408,847	408,857
Statewide Network Applications Account - AR	38,100,945	38,579,705
Statewide Network Applications Account - IAC	<u>5,419,797</u>	<u>4,674,506</u>
 Subtotal, Other Funds	 \$ <u>419,837,761</u>	 \$ <u>434,944,057</u>
 Total, Method of Financing	 \$ <u>426,919,336</u>	 \$ <u>439,025,632</u>
 This bill pattern represents an estimated 100% of this agency's estimated total available funds for the biennium.		
 Number of Full-Time-Equivalents (FTE):	 208.0	 208.0
 Schedule of Exempt Positions:		
Executive Director, Group 6	\$194,182	\$194,182
 Items of Appropriation:		
A. Goal: PROMOTE EFFIC. IR POLICIES/SYSTEMS		
Promote Statewide IR Policies & Innovative, Productive, & Eff Info Sys.		
A.1.1. Strategy: STATEWIDE PLANNING AND RULES Statewide Planning and Rule and Guideline Development.	\$ 1,181,123	\$ 1,177,706
A.1.2. Strategy: INNOVATION AND MODERNIZATION Innovation and Modernization Initiatives.	<u>1,261,128</u>	<u>754,529</u>
 Total, Goal A: PROMOTE EFFIC. IR POLICIES/SYSTEMS	 \$ 2,442,251	 \$ 1,932,235
 B. Goal: IT AND TELECOMMUNICATION SERVICES		
Manage the Cost Effective Delivery of IT Commodities & Shared Services.		
B.1.1. Strategy: CONTRACT ADMIN OF IT COMM & SVCS Manage Procurement Infrastructure for IT Commodities and Services.	\$ 3,233,447	\$ 3,244,807
B.2.1. Strategy: DATA CENTER SERVICES	272,379,955	288,681,824
B.3.1. Strategy: TEXAS.GOV	42,936,783	42,706,305
B.4.1. Strategy: CAPITOL COMPLEX TELEPHONE Maintain and Increase the Capabilities of the CCTS.	7,458,020	6,342,793
B.5.1. Strategy: NETWORK SERVICES Maintain Legacy TEX-AN and Provide Enhanced TEX-AN Network Services.	<u>76,044,562</u>	<u>77,036,794</u>
 Total, Goal B: IT AND TELECOMMUNICATION SERVICES	 \$ 402,052,767	 \$ 418,012,523
 C. Goal: PROMOTE EFFICIENT SECURITY		
C.1.1. Strategy: SECURITY POLICY AND AWARENESS Provide Security Policy, Assurance, Education and Awareness.	\$ 977,995	\$ 977,995
C.1.2. Strategy: SECURITY SERVICES Assist State Entities in Identifying Security Vulnerabilities.	<u>15,115,257</u>	<u>12,161,581</u>
 Total, Goal C: PROMOTE EFFICIENT SECURITY	 \$ 16,093,252	 \$ 13,139,576
 D. Goal: INDIRECT ADMINISTRATION		
D.1.1. Strategy: CENTRAL ADMINISTRATION	\$ 2,818,649	\$ 2,836,157
D.1.2. Strategy: INFORMATION RESOURCES	3,076,125	2,668,849
D.1.3. Strategy: OTHER SUPPORT SERVICES	<u>436,292</u>	<u>436,292</u>
 Total, Goal D: INDIRECT ADMINISTRATION	 \$ <u>6,331,066</u>	 \$ <u>5,941,298</u>
 Grand Total, DEPARTMENT OF INFORMATION RESOURCES	 \$ <u>426,919,336</u>	 \$ <u>439,025,632</u>

DEPARTMENT OF INFORMATION RESOURCES
(Continued)

Object-of-Expense Informational Listing:

Salaries and Wages	\$ 17,905,990	\$ 17,905,991
Other Personnel Costs	360,992	360,992
Professional Fees and Services	328,340,711	340,387,237
Fuels and Lubricants	3,000	3,000
Consumable Supplies	57,000	57,000
Utilities	59,500	59,500
Travel	101,500	101,500
Rent - Building	21,500	21,500
Other Operating Expense	80,022,143	80,111,912
Capital Expenditures	<u>47,000</u>	<u>17,000</u>
Total, Object-of-Expense Informational Listing	<u>\$ 426,919,336</u>	<u>\$ 439,025,632</u>

Estimated Allocations for Employee Benefits and Debt Service Appropriations Made Elsewhere in this Act:

Employee Benefits

Retirement	\$ 1,499,910	\$ 1,507,410
Group Insurance	2,783,429	2,838,892
Social Security	1,222,791	1,228,905
Benefits Replacement	<u>17,622</u>	<u>14,979</u>

Total, Estimated Allocations for Employee Benefits and Debt Service Appropriations Made Elsewhere in this Act

\$ 5,523,752 \$ 5,590,186

1. Performance Measure Targets. The following is a listing of the key performance target levels for the Department of Information Resources. It is the intent of the Legislature that appropriations made by this Act be utilized in the most efficient and effective manner possible to achieve the intended mission of the Department of Information Resources. In order to achieve the objectives and service standards established by this Act, the Department of Information Resources shall make every effort to attain the following designated key performance target levels associated with each item of appropriation.

	<u>2020</u>	<u>2021</u>
A. Goal: PROMOTE EFFIC. IR POLICIES/SYSTEMS		
A.1.2. Strategy: INNOVATION AND MODERNIZATION		
Output (Volume):		
The Number of Technology Solutions and Services Reviewed which Indicate Potential Means to Increase Production and/or Improve Efficiencies	60	60
The Number of State Agencies Participating in DIR Facilitated Pilots of Enterprise Solutions and Services	10	10
B. Goal: IT AND TELECOMMUNICATION SERVICES		
Outcome (Results/Impact):		
Percent of Monthly Minimum Service Level Targets Achieved for Data Center Services	95%	95%
Percentage of Customers Satisfied with Data Center Services Contract Management	85%	85%
Percent of Customers Satisfied with CCTS	99%	99%
Percent of Customers Satisfied with TEX-AN	90%	90%
B.1.1. Strategy: CONTRACT ADMIN OF IT COMM & SVCS		
Output (Volume):		
Total Contract Savings and Cost Avoidance Provided Through DIR Contracts	250,000,000	250,000,000
B.3.1. Strategy: TEXAS.GOV		
Output (Volume):		
Number of Transactions Conducted through the Portal	40,000,000	40,000,000
C. Goal: PROMOTE EFFICIENT SECURITY		
Outcome (Results/Impact):		
Percentage of Agencies' Critical Telecom Network Security Vulnerabilities Reduced	50%	50%
C.1.1. Strategy: SECURITY POLICY AND AWARENESS		
Output (Volume):		
Number of State Agencies that Participate in DIR Provided Security Training Offerings	270	270
C.1.2. Strategy: SECURITY SERVICES		
Output (Volume):		
Number of State Agency Security Assessments Performed	40	40

DEPARTMENT OF INFORMATION RESOURCES
(Continued)

2. Capital Budget. None of the funds appropriated above may be expended for capital budget items except as listed below. The amounts shown below shall be expended only for the purposes shown and are not available for expenditure for other purposes.

	2020	2021
a. Acquisition of Information Resource Technologies		
(1) Daily Operations	\$ 152,000	\$ 152,000
(2) Personal Computer Purchases	420,000	0
 Total, Acquisition of Information Resource Technologies	\$ 572,000	\$ 152,000
 b. Data Center Consolidation		
(1) Data Center Consolidation	\$ 1,377,949	\$ 1,428,843
 Total, Capital Budget	\$ 1,949,949	\$ 1,580,843

Method of Financing (Capital Budget):

<u>Other Funds</u>		
DIR Clearing Fund Account - AR	\$ 438,138	\$ 349,553
Telecommunications Revolving Account - AR	869,756	768,439
Telecommunications Revolving Account - IAC	121,434	67,470
Statewide Technology Account - IAC	435,846	348,279
Statewide Network Applications Account - IAC	84,775	47,102
 Subtotal, Other Funds	\$ 1,949,949	\$ 1,580,843
 Total, Method of Financing	\$ 1,949,949	\$ 1,580,843

3. DIR Clearing Fund Account. The Comptroller shall establish in the state treasury the Department of Information Resources Clearing Fund Account for the administration of cost recovery activities pursuant to authority granted under Chapters 771, 791, and 2157, Government Code. The account shall be used:

- a. As a depository for funds received as payments from state agencies, units of local government, and/or vendors for goods and services provided;
- b. As a source of funds for the department to purchase, lease, or acquire in any other manner services, supplies, software products, and equipment necessary for carrying out the department's duties relating to services provided to state agencies and units of local government for which the department receives payment from state agencies and local governmental units; and
- c. To pay salaries, wages, and other costs directly attributable to the services provided to state agencies and units of local government for which the department receives payment from those agencies and governmental units. However, the maximum amount for all administrative costs to be applied to state agency receipts and local government receipts shall not exceed 2.0 percent per receipt.

Included in the amounts appropriated above in Strategies A.1.1, Statewide Planning and Rules; A.1.2, Innovation and Modernization; B.1.1, Contract Administration of IT Commodities and Services; B.5.1, Network Services; C.1.1, Security Policy and Awareness; C.1.2, Security Services; D.1.1, Central Administration; D.1.2, Information Resources; and D.1.3, Other Support Services, are all balances not previously encumbered as of August 31, 2019 (estimated to be \$422,895), and revenues accruing during the 2020-21 biennium estimated to be \$13,586,628 in fiscal year 2020 and \$12,844,621 in fiscal year 2021 in revenue collected on or after September 1, 2019, appropriated from the sale of information technology commodity items out of Appropriated Receipts to the Department of Information Resources Clearing Fund Account.

Any unexpended and unobligated balances as of August 31, 2020, out of appropriations made herein are appropriated for the same purposes to the Department of Information Resources for the fiscal year beginning September 1, 2020.

The Department of Information Resources may not expend funds appropriated to the Department that exceed the total in Appropriated Receipts identified above for each fiscal year of the 2020-21 biennium without prior written approval from the Legislative Budget Board. The Department

DEPARTMENT OF INFORMATION RESOURCES
(Continued)

requesting the approval of the Legislative Budget Board shall submit in a timely manner the request along with adequate information for evaluating the request. Any additional information requested by the Legislative Budget Board must be submitted promptly and in a manner prescribed by the Legislative Budget Board. The request shall be considered to be approved unless the Legislative Budget Board issues a written disapproval within 30 business days after the date the Legislative Budget Board staff concludes its review of the request and forwards the review to the Chair of the House Appropriations Committee, Chair of the Senate Finance Committee, Speaker of the House, and Lieutenant Governor. Any requests for additional information made by the Legislative Budget Board interrupt the counting of the 30 business days.

As part of its Annual Financial Report showing the use of appropriated funds, the Department of Information Resources shall include information showing the costs avoided and/or savings obtained through its cooperative activities and a list of the agencies or units of local government for which the Clearing Fund Account was used.

- 4. Capital Purchases on Behalf of Other Government Entities.** Any capital items related to information resources and telecommunications technologies purchased by the Department of Information Resources for use by other state agencies and governmental entities for which the department directly bills state agencies and governmental entities and is reimbursed do not apply to the department for the purpose of the capital budget rider limitations specified in Article IX, Transfers - Capital Budget, of the General Provisions of this Act.

Capital purchases made by the department for the department's internal use are subject to capital budget rider limitations in Article IX, Transfers - Capital Budget, of the General Provisions of this Act.

- 5. Cash Flow Contingency.** Contingent upon receipt of reimbursements from state agencies, other governmental entities, and vendors for direct services provided and procurements of goods or services, the Department of Information Resources may temporarily utilize additional General Revenue funds in an amount not to exceed the greater of 10 percent of projected revenue from telecommunications services provided under Government Code, Chapter 2170, and revenue from the operation and management of Statewide Technology Centers under Government Code, Chapter 2054, Subchapter L or \$4.0 million. These funds shall be utilized only for the purpose of temporary cash flow needs. The transfer and reimbursement of funds shall be made under procedures established by the Comptroller of Public Accounts to ensure all borrowed funds are reimbursed to the Treasury on or before August 31, 2021.

- 6. Texas.gov Project and the Statewide Network Applications Account.** The Comptroller shall establish in the state treasury the Department of Information Resources Statewide Network Applications Account for the administration of cost recovery activities pursuant to authority granted under Chapter 2054, Government Code.

Included in the amounts appropriated above in Strategies B.3.1, Texas.gov; D.1.1, Central Administration; D.1.2, Information Resources; and D.1.3, Other Support Services, are all balances not previously encumbered as of August 31, 2019 (estimated to be \$2,943,008), and revenues accruing during the 2020-21 biennium estimated to be \$40,577,734 in fiscal year 2020 and \$43,254,211 in fiscal year 2021 in revenue collected on or after September 1, 2019, appropriated from the operation and management of the Texas.gov State Electronic Internet Portal Project as provided by Government Code, Chapter 2054, Subchapter I, out of Appropriated Receipts and Interagency Contracts to the Department of Information Resources Statewide Network Applications Account.

Any unexpended and unobligated balances remaining as of August 31, 2020, in the appropriation made herein are appropriated for the fiscal year beginning September 1, 2020, for the same purposes.

The Department of Information Resources may not expend funds appropriated to the Department that exceed the total in Appropriated Receipts and Interagency Contracts identified above for each fiscal year of the 2020-21 biennium without prior written approval from the Legislative Budget Board. The Department requesting the approval of the Legislative Budget Board shall submit in a timely manner the request along with adequate information for evaluating the request. Any additional information requested by the Legislative Budget Board must be submitted promptly and in a manner prescribed by the Legislative Budget Board. The request shall be considered to be approved unless the Legislative Budget Board issues a written disapproval within 30 business days after the date the Legislative Budget Board staff concludes its review of the request and forwards

DEPARTMENT OF INFORMATION RESOURCES
(Continued)

the review to the Chair of the House Appropriations Committee, Chair of the Senate Finance Committee, Speaker of the House, and Lieutenant Governor. Any requests for additional information made by the Legislative Budget Board interrupt the counting of the 30 business days.

Any funds received by the Department from other agencies or governmental entities for the purpose of adding or enhancing applications to or functionality of the Texas.gov project are appropriated to the Department and are exempted from the requirements of this rider for prior written approval from the Legislative Budget Board to expend such funds. The Department shall provide notification to the Legislative Budget Board within 10 business days of receipt of such funds from other agencies or governmental entities which identifies the total amount estimated to be received and describes the application or functionality to be added or enhanced.

The Department of Information Resources shall provide the Legislative Budget Board monthly financial reports and expenditures on the Texas.gov project within 60 days of the close of each month.

- 7. Telecommunications, Statewide Technology Centers, and Texas.gov Capital Budget Purchases.** Notwithstanding Article IX, §14.03, Transfers - Capital Budget, of this Act, the Department of Information Resources is hereby authorized to expend funds out of the Telecommunications Revolving Account, Statewide Technology Account, and Statewide Network Applications Account to acquire equipment, software, and maintenance that may be necessary to facilitate cost savings or technical advancements associated with the Capitol Complex Telephone System (CCTS), TEX-AN Statewide Telecommunications System, Statewide Technology Centers, or the Texas.gov State Electronic Internet Portal. The Department of Information Resources shall notify the Legislative Budget Board and the Governor 30 days prior to such acquisition.

- 8. Telecommunications Revolving Account.** Included in amounts appropriated above in Strategies B.4.1, Capitol Complex Telephone; B.5.1, Network Services; C.1.2, Security Services; D.1.1, Central Administration; D.1.2, Information Resources; and D.1.3, Other Support Services, are all balances not previously encumbered as of August 31, 2019, (estimated to be \$689,260) and revenues accruing during the 2020-21 biennium estimated to be \$87,751,020 in fiscal year 2020 and \$88,767,736 in fiscal year 2021 in revenue collected on or after September 1, 2019, appropriated from telecommunications services as provided by Government Code, Chapter 2170 out of Appropriated Receipts and Interagency Contracts to the Telecommunications Revolving Account.

Any unexpended and unobligated balances remaining as of August 31, 2020, in the appropriation made herein are appropriated for the fiscal year beginning September 1, 2020, for the same purposes.

The Department of Information Resources may not expend funds appropriated to the Department that exceed the total in Appropriated Receipts and Interagency Contracts identified above for each fiscal year of the 2020-21 biennium without prior written approval from the Legislative Budget Board. The Department requesting the approval of the Legislative Budget Board shall submit in a timely manner the request along with adequate information for evaluating the request. Any additional information requested by the Legislative Budget Board must be submitted promptly and in a manner prescribed by the Legislative Budget Board. The request shall be considered to be approved unless the Legislative Budget Board issues a written disapproval within 30 business days after the date the Legislative Budget Board staff concludes its review of the request and forwards the review to the Chair of the House Appropriations Committee, Chair of the Senate Finance Committee, Speaker of the House, and Lieutenant Governor. Any requests for additional information made by the Legislative Budget Board interrupt the counting of the 30 business days.

- 9. Statewide Technology Account.** In accordance with Government Code, §403.011, the Comptroller of Public Accounts shall establish within the state treasury an operational account, called the Statewide Technology Account for all transactions relating to the operation and management of statewide technology centers.

Included in amounts appropriated above in Strategies B.2.1, Data Center Services; D.1.1, Central Administration; D.1.2, Information Resources; and D.1.3, Other Support Services, are all balances not previously encumbered as of August 31, 2019 (estimated to be \$914,957), and revenues accruing during the 2020-21 biennium estimated to be \$272,952,259 in fiscal year 2020 and \$290,077,489 in fiscal year 2021 in revenue collected on or after September 1, 2019 appropriated

DEPARTMENT OF INFORMATION RESOURCES
(Continued)

from the operation and management of Statewide Technology Centers as provided by Government Code, Chapter 2054, Subchapter L out of Interagency Contracts and Appropriated Receipts to the Statewide Technology Account.

Any unexpended and unobligated balances remaining as of August 31, 2020, in the appropriation made herein are appropriated for the fiscal year beginning September 1, 2020, for the same purposes.

The Department of Information Resources may not expend funds appropriated to the Department that exceed the total in Appropriated Receipts and Interagency Contracts identified above for each fiscal year of the 2020-21 biennium without prior written approval from the Legislative Budget Board. The Department requesting the approval of the Legislative Budget Board shall submit in a timely manner the request along with adequate information for evaluating the request. Any additional information requested by the Legislative Budget Board must be submitted promptly and in a manner prescribed by the Legislative Budget Board. The request shall be considered to be approved unless the Legislative Budget Board issues a written disapproval within 30 business days after the date the Legislative Budget Board staff concludes its review of the request and forwards the review to the Chair of the House Appropriations Committee, Chair of the Senate Finance Committee, Speaker of the House, and Lieutenant Governor. Any requests for additional information made by the Legislative Budget Board interrupt the counting of the 30 business days.

The Department of Information Resources shall report all administrative costs collected and the administrative cost percentage charged to each state agency and other users of statewide technology centers as defined in Government Code, §2054.380 to the Governor and Legislative Budget Board no later than April 1 for the first six month period of the fiscal year and by October 1 for the second six month period of the fiscal year. By the same deadlines, the Department of Information Resources shall submit the proposed administrative costs collected and the proposed administrative cost percentage for the next six month period. The Legislative Budget Board and Governor's Office shall consider the incremental change to administrative percentages submitted. Without the written approval of the Governor and the Legislative Budget Board, the Department of Information Resources may not expend funds appropriated to the Department if those appropriated funds are associated with an increase to the administrative cost percentage charged to users of the statewide technology centers and deposited to the Statewide Technology Account. In addition, by September 15 of each even-numbered year the Department shall submit a report to the Legislative Budget Board detailing expended, budgeted and projected costs for data center services by participating agency. The report shall be in a format prescribed by the Legislative Budget Board.

- 10. Data Center Efficiencies.** It is the intent of the Legislature that out of funds appropriated above for Strategy B.2.1, Data Center Services, the Department of Information Resources shall utilize energy efficient multi-core servers wherever possible.
- 11. Reporting Requirements for Cost Recovery Activities.** Out of funds appropriated above, the Department of Information Resources (DIR) shall submit a report detailing all revenues and expenditures out of the DIR Clearing Fund Account, Telecommunications Revolving Account, Statewide Network Applications Account, and the Statewide Technology Account, respectively; estimated unexpended and unobligated balances remaining at the end of each fiscal year out of these accounts; and any expenditures that would exceed the amounts appropriated in DIR's bill pattern out of these accounts. The report shall include the fee rates charged for each service provided by DIR, the total fees charged to each state agency and other users of DIR's cooperative contracts, telecommunications, state electronic internet portal, and data center services, and the methodology DIR used to evaluate and set the respective fees.

The report shall be submitted to the Governor, Comptroller, and the Legislative Budget Board no later than December 1 each fiscal year.

12. Fund Balance Limitations.

- (a) Before December 1 of each fiscal year, the Department of Information Resources (DIR) shall prepare a report which reflects the amount of unexpended and unobligated balances carried forward in the DIR Clearing Fund, Telecommunications Revolving, Statewide Technology, and Statewide Network Applications accounts, respectively from the previous fiscal year and submit the report to the Governor, Legislative Budget Board, and the Comptroller.

DEPARTMENT OF INFORMATION RESOURCES
(Continued)

- (b) For purposes of this section (Rider 12, Fund Balance Limitations), "agency" includes a state agency, institution of higher education, or local governmental entity that uses DIR information technology commodity contracts, telecommunications or data center services, or is appropriated funds in this Act.
- (c) For purposes of this subsection, "total revenue" means the total amount of administrative fees collected from users of DIR's information technology commodity contracts authorized by Government Code, Chapter 2157. In the event that unexpended and unobligated balances in the DIR Clearing Fund Account at the end of any fiscal year exceed 10 percent of total revenue, as defined in this subsection, processed through the account in that ending fiscal year, the portion of the excess over 10 percent from all funding sources shall be returned to agencies, no later than May 1 of the following fiscal year. The excess returned to the agencies by DIR is appropriated to the agencies for expenditures consistent with the original funding source.
- (d) For purposes of this subsection, "total revenue" means the total amount of gross revenue collected related to Telecommunications Services provided by DIR under Government Code, Chapter 2170. In the event that unexpended and unobligated balances in the Telecommunications Revolving Account at the end of any fiscal year exceed four percent of total revenue, as defined in this subsection, processed through the account in that ending fiscal year, the portion of the excess over the four percent funded from all funding sources shall be returned to agencies, no later than May 1 of the following fiscal year. The excess returned to the agencies by DIR is appropriated to the agencies for expenditures consistent with the original funding source.
- (e) For purposes of this subsection, "total revenue" means the total amount of gross revenue collected related to Data Center Services provided by DIR under Government Code, Chapter 2054, Subchapter L. In the event that unexpended and unobligated balances in the Statewide Technology Account at the end of any fiscal year exceed one percent of total revenue, as defined in this subsection, processed through the account in that ending fiscal year, the portion of the excess over the one percent funded from all funding sources shall be returned to agencies, no later than May 1 of the following fiscal year. The excess returned to the agencies by DIR is appropriated to the agencies for expenditures consistent with the original funding source.
- (f) For purposes of this subsection, "operating revenue" means the total amount of gross revenue collected related to the state electronic internet portal, Texas.gov, provided by DIR under Government Code, Chapter 2054, Subchapter I, less the cost for payment processing services. In the event that unexpended and unobligated balances in the Statewide Network Applications Account at the end of any fiscal year exceed four percent of operating revenue, as defined in this subsection, processed through the account in that ending fiscal year, the portion of the excess over the four percent funded from all funding sources shall be transferred to the General Revenue Fund.
- (g) The Comptroller may prescribe accounting procedures and regulations to implement this section.
- (h) The reimbursement requirements established by this section may be waived or delayed, either in whole or in part, by the Legislative Budget Board.
- (i) DIR shall coordinate with the Legislative Budget Board on development of a methodology to implement this section and a methodology to determine the source of funds used for agencies' payments which are directly remitted to vendors for information technology and telecommunications products and services.
- (j) DIR shall require participating agencies to provide to DIR, and those agencies shall submit to DIR, information regarding the specific funding sources from which agencies pay administrative costs charged for the use of DIR's telecommunications and/or data center services respectively and as applicable.

13. Security Services to State Agencies and Institutions of Higher Education. Included in amounts appropriated above in Strategy C.1.2, Security Services, is \$1,600,000 in General Revenue in each fiscal year of the biennium for the purpose of providing security vulnerability and penetration testing services and information security assessments to state agencies and institutions of higher education. Also included in amounts appropriated above in Strategy C.1.2, Security

DEPARTMENT OF INFORMATION RESOURCES
(Continued)

Services, is \$5,481,575 in fiscal year 2020 and \$2,481,575 in fiscal year 2021 in General Revenue for the purpose of providing cybersecurity services to state agencies and institutions of higher education. Any unexpended and unobligated balances of these funds remaining as of August 31, 2020, are appropriated to the Department of Information Resources for the fiscal year beginning September 1, 2020, for the same purposes.

14. Veterans Crisis Line and National Suicide Prevention Lifeline Information on Texas.gov Website. It is the intent of the legislature that the amounts appropriated above to the Department of Information Resources in Strategy B.3.1, TEXAS.GOV, may also be used to prominently post on the texas.gov website the phone number for:

- (1) the National Suicide Prevention Lifeline and a link to the National Suicide Prevention Lifeline Internet website; and
- (2) the Veterans Crisis Line and a link to the Veterans Crisis Line Internet website.

LIBRARY & ARCHIVES COMMISSION

	For the Years Ending	
	August 31, 2020	August 31, 2021
Method of Financing:		
General Revenue Fund	\$ 18,092,852	\$ 15,453,891
<u>Federal Funds</u>		
Federal Public Library Service Fund No. 118	\$ 10,812,084	\$ 10,798,905
Federal Funds	20,000	20,000
Subtotal, Federal Funds	\$ 10,832,084	\$ 10,818,905
<u>Other Funds</u>		
Appropriated Receipts	\$ 4,742,901	\$ 2,813,924
Interagency Contracts	5,018,936	3,433,719
License Plate Trust Fund Account No. 0802, estimated	5,000	5,000
Subtotal, Other Funds	\$ 9,766,837	\$ 6,252,643
Total, Method of Financing	\$ 38,691,773	\$ 32,525,439
 This bill pattern represents an estimated 100% of this agency's estimated total available funds for the biennium.		
Number of Full-Time-Equivalents (FTE):	170.5	170.5
 Schedule of Exempt Positions:		
Director-Librarian, Group 4	\$148,197	\$148,197
 Items of Appropriation:		
A. Goal: DELIVERY OF SERVICES		
Improve the Availability of Library and Information Services.		
A.1.1. Strategy: LIBRARY RESOURCE SHARING SERVICES	\$ 21,386,909	\$ 18,191,626
Share Library Resources Among Libraries Statewide.		
A.1.2. Strategy: AID TO LOCAL LIBRARIES	5,749,166	3,140,873
Aid in the Development of Local Libraries.		
A.2.1. Strategy: DISABLED SERVICES	2,397,564	2,396,506
Provide Direct Library Svcs to Texans with Qualifying Disabilities.		
Total, Goal A: DELIVERY OF SERVICES	\$ 29,533,639	\$ 23,729,005
 B. Goal: PUBLIC ACCESS TO GOV'T INFORMATION		
Public Access to Government Information.		
B.1.1. Strategy: PROVIDE ACCESS TO INFO & ARCHIVES	\$ 3,289,303	\$ 3,289,302
Provide Access to Information and Archives.		

LIBRARY & ARCHIVES COMMISSION
(Continued)

C. Goal: MANAGE STATE/LOCAL RECORDS

Cost-effective State/Local Records Management.

C.1.1. Strategy: MANAGE STATE/LOCAL RECORDS	\$ 2,824,234	\$ 2,653,293
Records Management Services for State/Local Government Officials.		

D. Goal: INDIRECT ADMINISTRATION

D.1.1. Strategy: INDIRECT ADMINISTRATION	\$ 3,044,597	\$ 2,853,839
---	--------------	--------------

Grand Total, LIBRARY & ARCHIVES COMMISSION	<u>\$ 38,691,773</u>	<u>\$ 32,525,439</u>
---	----------------------	----------------------

Object-of-Expense Informational Listing:

Salaries and Wages	\$ 8,240,439	\$ 8,331,093
Other Personnel Costs	258,025	271,585
Professional Fees and Services	1,097,293	1,264,430
Fuels and Lubricants	10,700	10,700
Consumable Supplies	175,350	170,750
Utilities	250,045	252,460
Travel	167,000	173,000
Rent - Building	196,081	195,600
Rent - Machine and Other	245,809	229,471
Other Operating Expense	22,245,144	18,512,216
Grants	4,925,000	2,280,000
Capital Expenditures	<u>880,887</u>	<u>834,134</u>

Total, Object-of-Expense Informational Listing	<u>\$ 38,691,773</u>	<u>\$ 32,525,439</u>
---	----------------------	----------------------

Estimated Allocations for Employee Benefits and Debt Service Appropriations Made Elsewhere in this Act:

Employee Benefits

Retirement	\$ 671,713	\$ 675,072
Group Insurance	2,038,718	2,078,435
Social Security	543,481	546,199
Benefits Replacement	<u>11,875</u>	<u>10,094</u>

Total, Estimated Allocations for Employee Benefits and Debt Service Appropriations Made Elsewhere in this Act

	<u>\$ 3,265,787</u>	<u>\$ 3,309,800</u>
--	---------------------	---------------------

1. Performance Measure Targets. The following is a listing of the key performance target levels for the Library & Archives Commission. It is the intent of the Legislature that appropriations made by this Act be utilized in the most efficient and effective manner possible to achieve the intended mission of the Library & Archives Commission. In order to achieve the objectives and service standards established by this Act, the Library & Archives Commission shall make every effort to attain the following designated key performance target levels associated with each item of appropriation.

	<u>2020</u>	<u>2021</u>
A. Goal: DELIVERY OF SERVICES		
Outcome (Results/Impact):		
Percent of Eligible Population Registered for Talking Book Program Services	4%	4%
A.1.1. Strategy: LIBRARY RESOURCE SHARING SERVICES		
Explanatory:		
Number of Resources Provided to Persons Through Shared Services	148,000,000	148,000,000
A.1.2. Strategy: AID TO LOCAL LIBRARIES		
Output (Volume):		
Number of Library Project-sponsored Services Provided to Persons	650,000	650,000
A.2.1. Strategy: DISABLED SERVICES		
Output (Volume):		
Number of Persons Served	16,125	16,125
B. Goal: PUBLIC ACCESS TO GOV'T INFORMATION		
Outcome (Results/Impact):		
Percent of Customers Satisfied with State Library Reference and Information Services	96%	96%

LIBRARY & ARCHIVES COMMISSION
(Continued)

B.1.1. Strategy: PROVIDE ACCESS TO INFO & ARCHIVES

Output (Volume):

Number of Assists with Information Resources	6,200,000	6,200,000
--	-----------	-----------

2. Capital Budget. None of the funds appropriated above may be expended for capital budget items except as listed below. The amounts shown below shall be expended only for the purposes shown and are not available for expenditure for other purposes.

	2020	2021
a. Repair or Rehabilitation of Buildings and Facilities		
(1) Repairs to the Sam Houston Regional Library and Research Center in Liberty, Texas.	\$ 500,000	\$ 500,000
b. Acquisition of Information Resource Technologies		
(1) PC Replacement / Network Equipment	\$ 143,126	\$ 115,045
(2) Texas Digital Archive (TDA)	190,959	192,264
Total, Acquisition of Information Resource Technologies	\$ 334,085	\$ 307,309
c. Acquisition of Capital Equipment and Items		
(1) Library Collection Materials and Public Access Information Resources	\$ 13,097,274	\$ 13,441,840
d. Data Center Consolidation		
(1) Data Center Consolidation	\$ 482,165	\$ 500,915
Total, Capital Budget	\$ 14,413,524	\$ 14,750,064
Method of Financing (Capital Budget):		
General Revenue Fund	\$ 8,202,968	\$ 8,231,975
Federal Public Library Service Fund No. 118	\$ 3,038,684	\$ 3,034,742
<u>Other Funds</u>		
Appropriated Receipts	\$ 2,102,794	\$ 2,420,290
Interagency Contracts	1,069,078	1,063,057
Subtotal, Other Funds	\$ 3,171,872	\$ 3,483,347
Total, Method of Financing	\$ 14,413,524	\$ 14,750,064

3. Appropriation of Receipts and Unexpended Balances: Imaging and Storage Fees. Included in the amounts appropriated above in Strategy C.1.1, Manage State/Local Records, and Strategy D.1.1, Indirect Administration, are unexpended and unobligated balances as of August 31, 2019, in Appropriated Receipts (estimated to be \$80,740) and Interagency Contracts (estimated to be \$586,941), and revenues accruing during the 2020-21 biennium estimated to be \$1,741,216 in Interagency Contracts and \$57,260 in Appropriated Receipts in fiscal year 2020 and \$2,031,292 in Interagency Contracts and \$63,924 in Appropriated Receipts in fiscal year 2021 from cost recovery of imaging state and local government records, and for the storage of state and local records, as authorized by Government Code §441.168 and §441.182.

Any unexpended balances remaining as of August 31, 2020, out of the appropriations made herein are appropriated to the Library and Archives Commission for the fiscal year beginning September 1, 2020, for the same purpose.

4. Report of Reports. By January 1, 2021, the Texas State Library and Archives Commission, with the assistance of all agencies, shall prepare a complete and detailed written report indexing all statutorily required reports prepared by and submitted to a state agency as defined by Government Code, §441.180(9) and providing detail about the preparing agency, title of report, legal authority, due date, recipient, and a brief description. The report shall provide indexes by (1) preparing agency, (2) title of report, and (3) report recipient, and the detail section shall be arranged by preparing agency. This report shall include an assessment from each receiving agency for each

LIBRARY & ARCHIVES COMMISSION
(Continued)

statutorily required report affirming or denying its continued usefulness to that agency. This report shall be provided to the Governor and the Legislative Budget Board and be made available to the public.

- 5. Appropriation of Receipts and Unexpended Balances of TexShare Membership Fees and Reimbursements.** Included in the amounts appropriated above in Strategy A.1.1, Library Resource Sharing Services, are unexpended and unobligated balances as of August 31, 2019, in Appropriated Receipts (estimated to be \$1,854,325) and in Interagency Contracts (estimated to be \$1,286,554) for the biennium beginning September 1, 2019, and revenues accruing during the 2020-2021 biennium estimated to be \$2,700,000 in Appropriated Receipts and \$1,018,000 in Interagency Contracts in fiscal year 2020, and \$2,700,000 in Appropriated Receipts and \$1,018,000 in Interagency Contracts for fiscal year 2021 for amounts collected from TexShare and TexQuest members as authorized by Government Code §441.224 for costs associated with the TexShare Library Resource Sharing consortium.

Any unexpended balances remaining as of August 31, 2020, out of the appropriations made herein are appropriated to the Library and Archives Commission for the fiscal year beginning September 1, 2020, for the same purpose.

- 6. Unexpended Balances of Sam Houston Regional Library and Research Center - Safety & Security Repairs and Improvements.** Included in the amounts appropriated above in Strategy B.1.1, Provide Access to Information and Archives, are unexpended and unobligated balances as of August 31, 2019, in appropriations made to the Texas State Library and Archives Commission (estimated to be \$0 in General Revenue), and \$500,000 in General Revenue in fiscal year 2020 and \$500,000 in General Revenue in fiscal year 2021, for Safety & Security Repairs and Improvements at the Sam Houston Regional Library and Research Center.

Any unexpended balances remaining as of August 31, 2020, out of the appropriations made herein are appropriated to the Library and Archives Commission for the fiscal year beginning September 1, 2020, for the same purpose.

- 7. Texas Digital Archive.** Included in the amounts appropriated above in Strategy B.1.1, Provide Access to Info & Archives, are unexpended balances as of August 31, 2019 (estimated to be \$346,840 in General Revenue), for the maintenance of a digital archival storage system to electronically store records of state agencies.

Also included above in the "Number of Full Time Equivalent (FTE)" in the bill pattern of the Library and Archives Commission is 3.0 FTEs in each fiscal year of the 2020-21 biennium for the same purpose.

- 8. Unexpended Balances: Talking Book Program Automation.** In addition to amounts appropriated above in Strategy A.2.1, Disabled Services, any unexpended balances as of August 31, 2019 (estimated to be \$0 in Federal Funds and \$0 in Appropriated Receipts), are appropriated for the Talking Book Program Automation capital project for the biennium beginning September 1, 2019.

Any unexpended balances remaining as of August 31, 2020, out of the appropriations made herein are appropriated to the Library and Archives Commission for the fiscal year beginning September 1, 2020, for the same purpose.

- 9. E-Rate.** All unexpended balances (estimated to be \$400,000) remaining in appropriations made in Strategy A.1.2., Aid to Local Libraries out of the Economic Stabilization Fund, as of August 31, 2019 are appropriated for the fiscal year beginning September 1, 2019, for leveraging high speed broadband to and within public libraries through the E-Rate program. Any unexpended balances as of August 31, 2020, are appropriated for the fiscal year beginning September 1, 2020, for the same purpose.

Continued funding is contingent on the continued federal funding of the federal E-Rate Program. If the federal government ceases funding of the program at any time, the remaining state funds for the program shall lapse to the treasury.

- 10. Promotional Materials.** From funds appropriated above in Strategy B.1.1, the Texas State Library and Archives Commission may use appropriated funds to purchase archival replica

LIBRARY & ARCHIVES COMMISSION
(Continued)

materials for resale purposes during the biennium beginning September 1, 2019. All receipts received from the sale of these materials are appropriated to the Commission for preservation, digitization, archives information services, and education operations.

Any unexpended balances as of August 31, 2020, from the sale of these materials are appropriated for the fiscal year beginning September 1, 2020.

11. State Records and Archives Storage Facilities. Out of available funds appropriated above, the Texas State Library and Archives Commission shall research alternate locations for facilities used for the purpose of storing state records and archived materials to ensure that funds for storage are being expended in a cost-effective manner. The Commission shall report its findings to the Governor and the Legislative Budget Board no later than December 1, 2019.

12. Library Services for Border Cities. Included in amounts appropriated above is \$1,900,000 in General Revenue in Strategy A.1.2, Aid to Local Libraries, in fiscal year 2020 to provide grant funds for the construction of a municipal library or libraries serving communities in or near Edcouch, La Feria, Peñitas, La Joya, Harlingen, and Sullivan City.

Any unexpended balances of these funds remaining as of August 31, 2020, are appropriated to the Library and Archives Commission for the fiscal year beginning September 1, 2020, for the same purpose.

13. Library Innovation Zone Grant. Included in amounts appropriated above is \$750,000 in General Revenue in Strategy A.1.2, Aid to Local Libraries, in fiscal year 2020 to provide a grant of \$750,000 to the East Arlington Recreation Center and Library for the purpose of enhancing the library with an innovation zone.

Any unexpended balances of these funds remaining as of August 31, 2020, are appropriated to the Library and Archives Commission for the fiscal year beginning September 1, 2020, for the same purpose.

14. Sunset Contingency. Funds appropriated above for fiscal year 2021 for the Texas State Library and Archives are made contingent on the continuation of the Texas State Library and Archives by the Eighty-sixth Legislature, Regular Session, 2019. In the event that the agency is not continued, the funds appropriated for fiscal year 2020, or as much thereof as may be necessary, are to be used to provide for the phase out of agency operations.

PENSION REVIEW BOARD

	For the Years Ending	
	August 31, 2020	August 31, 2021
Method of Financing:		
General Revenue Fund	\$ 1,053,749	\$ 1,053,749
Total, Method of Financing	\$ 1,053,749	\$ 1,053,749

This bill pattern represents an estimated 100% of this agency's estimated total available funds for the biennium.

Number of Full-Time-Equivalents (FTE):	12.0	12.0
---	------	------

Schedule of Exempt Positions:		
Executive Director, Group 3	\$126,730	\$126,730

Items of Appropriation:

A. Goal: SOUND RETIREMENT SYSTEMS

Provide Info to Help Ensure Actuarially Sound Retirement Systems.

A.1.1. Strategy: RETIREMENT SYSTEM REVIEWS	\$ 436,120	\$ 436,120
Conduct Reviews of Texas Public Retirement Systems.		

PENSION REVIEW BOARD
(Continued)

A.2.1. Strategy: TECHNICAL ASSISTANCE AND EDUCATION	617,629	617,629
Provide Technical Assistance; Issue Impact Statements; Educate.		

Total, Goal A: SOUND RETIREMENT SYSTEMS	\$ 1,053,749	\$ 1,053,749
--	--------------	--------------

Grand Total, PENSION REVIEW BOARD	\$ 1,053,749	\$ 1,053,749
--	--------------	--------------

Object-of-Expense Informational Listing:

Salaries and Wages	\$ 950,958	\$ 950,958
Other Personnel Costs	19,600	19,600
Professional Fees and Services	12,500	12,500
Consumable Supplies	3,500	3,500
Travel	26,000	26,000
Rent - Building	1,000	1,000
Rent - Machine and Other	15,000	15,000
Other Operating Expense	25,191	25,191

Total, Object-of-Expense Informational Listing	\$ 1,053,749	\$ 1,053,749
---	--------------	--------------

Estimated Allocations for Employee Benefits and Debt Service Appropriations Made Elsewhere in this Act:

Employee Benefits

Retirement	\$ 77,530	\$ 77,917
Group Insurance	184,406	188,164
Social Security	62,548	62,861

Total, Estimated Allocations for Employee Benefits and Debt Service Appropriations Made Elsewhere in this Act	\$ 324,484	\$ 328,942
--	------------	------------

1. Performance Measure Targets. The following is a listing of the key performance target levels for the Pension Review Board. It is the intent of the Legislature that appropriations made by this Act be utilized in the most efficient and effective manner possible to achieve the intended mission of the Pension Review Board. In order to achieve the objectives and service standards established by this Act, the Pension Review Board shall make every effort to attain the following designated key performance target levels associated with each item of appropriation.

	2020	2021
A. Goal: SOUND RETIREMENT SYSTEMS		
Outcome (Results/Impact):		
Percent of Actuarially Funded Defined Benefit Texas Public Retirement Systems That Are Actuarially Sound	95%	95%
Percent of All Constituents Satisfied with PRB Educational Services	95%	95%
A.1.1. Strategy: RETIREMENT SYSTEM REVIEWS		
Output (Volume):		
Number of Reviews Completed	300	300
A.2.1. Strategy: TECHNICAL ASSISTANCE AND EDUCATION		
Output (Volume):		
Number of Technical Assistance Reports Provided by Staff	150	200

PRESERVATION BOARD

	For the Years Ending	
	August 31, 2020	August 31, 2021
Method of Financing:		
General Revenue Fund	\$ 14,273,920	\$ 7,525,253
<u>Other Funds</u>		
Appropriated Receipts	\$ 15,000	\$ 15,000
Interagency Contracts	4,000	4,000
Subtotal, Other Funds	\$ 19,000	\$ 19,000
Total, Method of Financing	\$ 14,292,920	\$ 7,544,253

PRESERVATION BOARD
(Continued)

This bill pattern represents an estimated 29% of this agency's estimated total available funds for the biennium.

Number of Full-Time-Equivalents (FTE):	120.0	120.0
---	-------	-------

Schedule of Exempt Positions:

Executive Director, Group 6	\$186,469	\$186,469
-----------------------------	-----------	-----------

Items of Appropriation:

A. Goal: MANAGE CAPITOL AND OTHER BUILDINGS

Manage Capitol and Other Buildings/Grounds and Promote Texas History.

A.1.1. Strategy: PRESERVE BUILDINGS AND CONTENTS	\$ 360,064	\$ 363,186
Preserve State Capitol and Other Designated Buildings and Grounds.		
A.1.2. Strategy: BUILDING MAINTENANCE	3,480,197	3,441,006
Maintain State Capitol and Other Designated Buildings and Grounds.		
A.1.3. Strategy: STATE CEMETERY	6,205,904	592,829
Operate and Maintain the Texas State Cemetery and Grounds.		
A.2.1. Strategy: MANAGE EDUCATIONAL PROGRAM	813,262	826,118
Manage Educational Program for State Capitol and Visitors Center.		
A.2.2. Strategy: MANAGE STATE HISTORY MUSEUM	1,595,542	459,292
Manage and Operate the Bob Bullock Texas State History Museum.		
A.3.1. Strategy: MANAGE ENTERPRISES	71,111	72,435
Manage Events, Exhibits, Activities & Operate Profitable Enterprises.		

Total, Goal A: MANAGE CAPITOL AND OTHER BUILDINGS	\$ 12,526,080	\$ 5,754,866
--	---------------	--------------

B. Goal: INDIRECT ADMINISTRATION

B.1.1. Strategy: INDIRECT ADMINISTRATION	\$ 1,766,840	\$ 1,789,387
---	--------------	--------------

Grand Total, PRESERVATION BOARD	\$ 14,292,920	\$ 7,544,253
--	---------------	--------------

Object-of-Expense Informational Listing:

Salaries and Wages	\$ 5,664,242	\$ 5,764,819
Other Personnel Costs	152,241	151,280
Professional Fees and Services	19,300	50,800
Fuels and Lubricants	13,350	13,350
Consumable Supplies	142,344	162,344
Utilities	48,175	56,625
Travel	12,620	10,019
Rent - Building	1,040	1,040
Rent - Machine and Other	7,656	7,556
Debt Service	1,076,250	0
Other Operating Expense	1,555,702	1,326,420
Capital Expenditures	5,600,000	0

Total, Object-of-Expense Informational Listing	\$ 14,292,920	\$ 7,544,253
---	---------------	--------------

Estimated Allocations for Employee Benefits and Debt Service Appropriations Made Elsewhere in this Act:

Employee Benefits

Retirement	\$ 505,651	\$ 508,179
Group Insurance	1,042,736	1,055,969
Social Security	650,775	654,029
Benefits Replacement	8,695	7,391

Subtotal, Employee Benefits	\$ 2,207,857	\$ 2,225,568
-----------------------------	--------------	--------------

PRESERVATION BOARD
(Continued)

Debt Service

TPFA GO Bond Debt Service \$ 2,307 \$ 2,208

Total, Estimated Allocations for Employee Benefits and Debt Service Appropriations Made Elsewhere in this Act \$ 2,210,164 \$ 2,227,776

1. Performance Measure Targets. The following is a listing of the key performance target levels for the Preservation Board. It is the intent of the Legislature that appropriations made by this Act be utilized in the most efficient and effective manner possible to achieve the intended mission of the Preservation Board. In order to achieve the objectives and service standards established by this Act, the Preservation Board shall make every effort to attain the following designated key performance target levels associated with each item of appropriation.

	2020	2021
A. Goal: MANAGE CAPITOL AND OTHER BUILDINGS		
Outcome (Results/Impact):		
Percent of Maintenance Tasks Completed Correctly	98%	98%
Percent of Historical Items Maintained in Usable Condition	96%	95%
A.1.2. Strategy: BUILDING MAINTENANCE		
Output (Volume):		
Number of Preventive Maintenance Tasks Completed	5,850	6,400
Efficiencies:		
Cost Per Building Square Foot of Custodial Care	2.01	2.02
A.1.3. Strategy: STATE CEMETERY		
Output (Volume):		
Number of School-age Tours Conducted at the Texas State Cemetery	300	325
A.2.1. Strategy: MANAGE EDUCATIONAL PROGRAM		
Output (Volume):		
Number of School-age Tours Conducted at the Visitors Center	2,300	2,300
Number of School-Age Tours Conducted at the Capitol	2,250	2,350
A.2.2. Strategy: MANAGE STATE HISTORY MUSEUM		
Explanatory:		
Number of Visitors to the Museum	550,000	550,000
A.3.1. Strategy: MANAGE ENTERPRISES		
Explanatory:		
Net Income From the Capitol Gift Shops	425,000	500,000
Income Received from Parking Operations	1,110,000	1,200,000

2. Capital Budget. None of the funds appropriated above may be expended for capital budget items except as listed below. The amounts shown below shall be expended only for the purposes shown and are not available for expenditure for other purposes.

	2020	2021
a. Repair or Rehabilitation of Buildings and Facilities		
(1) Capitol, Capitol Visitors Center, and State History Museum Repair and Preservation Projects (84th Legis.)	\$ UB	\$ UB
(2) Maintenance of Historic Property at the Texas State Cemetery (84th Legis.)	UB	UB
(3) Deferred Maintenance (85th Legis.)	UB	UB
(4) Texas State Cemetery Master Plan Phase I	5,600,000	UB
(5) Governor's Mansion Security Upgrades	<u>200,000</u>	<u>UB</u>
Total, Repair or Rehabilitation of Buildings and Facilities	<u>\$ 5,800,000</u>	<u>\$ UB</u>
Total, Capital Budget	<u>\$ 5,800,000</u>	<u>\$ UB</u>
Method of Financing (Capital Budget):		
General Revenue Fund	<u>\$ 5,800,000</u>	<u>\$ UB</u>
Total, Method of Financing	<u>\$ 5,800,000</u>	<u>\$ UB</u>

PRESERVATION BOARD
(Continued)

3. **Appropriation: Debt Service for Construction of State History Museum.** Included in the amounts appropriated above out of the General Revenue Fund for Strategy A.2.2, Manage State History Museum, the amount of \$1,076,250 for fiscal year 2020 is to be used for lease payments to the Texas Public Finance Authority for debt service payments on the revenue bonds or other revenue obligations issued to construct the State History Museum, and the amount of \$60,000 in fiscal year 2020 is to be used for insurance payments as required by the Texas Public Finance Authority.
4. **Unexpended Balances: Between Fiscal Years.** Any unexpended balances as of August 31, 2020, from the appropriations made above are appropriated to the State Preservation Board for the same purpose for the fiscal year beginning September 1, 2020.
5. **Unexpended Balances: Texas History Education Program.** In addition to amounts appropriated above in Strategy A.2.2, Manage State History Museum, any unexpended and unobligated balances remaining as of August 31, 2019 (estimated to be \$0), in General Revenue are appropriated for the biennium beginning September 1, 2019, for the sole purpose of developing an education and outreach program, including the development of online resources and tools, highlighting Texas history and government. The appropriation described herein, notwithstanding Article IX, Section 14.01, Appropriation Transfers, is not available for other purposes.

Any unexpended and unobligated balances of these funds remaining as of August 31, 2020, are appropriated to the State Preservation Board for the fiscal year beginning September 1, 2020, for the same purpose.

6. **Unexpended Balances: Capitol, Capitol Visitor Center and State History Museum Repair and Preservation Projects.** In addition to amounts appropriated above in Strategy A.1.2, Building Maintenance, any unexpended and unobligated balances remaining as of August 31, 2019 (estimated to be \$0) in General Revenue are appropriated for the biennium beginning September 1, 2019, for repair and preservation projects at the Capitol, Capitol Visitor Center and the Texas State History Museum.

Any unexpended and unobligated balances of these funds remaining as of August 31, 2020, are appropriated to the State Preservation Board for the fiscal year beginning September 1, 2020, for the same purpose.

7. **Unexpended Balances: Maintenance of Historic Property at the Texas State Cemetery.** In addition to amounts appropriated above in Strategy A.1.3, State Cemetery, any unexpended and unobligated balances remaining as of August 31, 2019 (estimated to be \$0), in General Revenue are appropriated for the biennium beginning September 1, 2019, for maintenance of historic property at the Texas State Cemetery.

Any unexpended and unobligated balances of these funds remaining as of August 31, 2020, are appropriated to the State Preservation Board for the fiscal year beginning September 1, 2020, for the same purpose.

8. **Unexpended Balances: Deferred Maintenance Projects.** In addition to amounts appropriated above in Strategy A.1.2, Building Maintenance, any unexpended and unobligated balances remaining as of August 31, 2019 (estimated to be \$0), in General Revenue are appropriated for the biennium beginning September 1, 2019, for deferred maintenance projects at the Capitol.

Any unexpended and unobligated balances of these funds remaining as of August 31, 2020, are appropriated to the State Preservation Board for the fiscal year beginning September 1, 2020, for the same purpose.

9. **Elevator Maintenance.** It is the intent of the Legislature that the Preservation Board expend funds in an amount necessary to complete maintenance, including preventative maintenance, for elevators, estimated to be \$88,000 during the 2020-21 biennium out of funds and accounts managed by the board outside the treasury.

STATE OFFICE OF RISK MANAGEMENT

	For the Years Ending	
	August 31, 2020	August 31, 2021
Method of Financing:		
<u>Other Funds</u>		
Interagency Contracts	\$ 53,978,943	\$ 53,728,944
Subrogation Receipts Account No. 8052	<u>567,750</u>	<u>567,750</u>
Subtotal, Other Funds	\$ 54,546,693	\$ 54,296,694
Total, Method of Financing	<u>\$ 54,546,693</u>	<u>\$ 54,296,694</u>

This bill pattern represents an estimated 100% of this agency's estimated total available funds for the biennium.

Number of Full-Time-Equivalents (FTE): 123.6 123.6

Schedule of Exempt Positions:
Executive Director, Group 4 \$150,563 \$150,563

Items of Appropriation:

A. Goal: MANAGE RISK AND ADMINISTER CLAIMS

Manage Claim Costs and Protect State Assets.

A.1.1. Strategy: ENTERPRISE RISK MGMT/CLAIMS

ADMIN	\$ 11,728,943	\$ 11,478,944
Assist/Review Risk Mgmt Programs & Provide Workers' Comp Admin.		

B. Goal: WORKERS' COMPENSATION PAYMENTS

Workers' Compensation Payments: Estimated and Nontransferable.

B.1.1. Strategy: WORKERS' COMPENSATION PAYMENTS	<u>\$ 42,817,750</u>	<u>\$ 42,817,750</u>
--	----------------------	----------------------

Workers' Compensation Payments: Estimated and Nontransferable.

Grand Total, STATE OFFICE OF RISK MANAGEMENT	<u>\$ 54,546,693</u>	<u>\$ 54,296,694</u>
---	----------------------	----------------------

Object-of-Expense Informational Listing:

Salaries and Wages	\$ 7,147,243	\$ 7,147,243
Other Personnel Costs	450,000	450,000
Professional Fees and Services	1,818,254	1,818,254
Consumable Supplies	38,434	38,434
Utilities	6,058	6,058
Travel	135,000	135,000
Rent - Building	720	720
Rent - Machine and Other	24,000	24,000
Other Operating Expense	44,676,984	44,676,985
Capital Expenditures	<u>250,000</u>	<u>0</u>

Total, Object-of-Expense Informational Listing	<u>\$ 54,546,693</u>	<u>\$ 54,296,694</u>
---	----------------------	----------------------

Estimated Allocations for Employee Benefits and Debt Service Appropriations Made Elsewhere in this Act:

Employee Benefits

Retirement	\$ 596,407	\$ 599,389
Group Insurance	1,200,800	1,214,099
Social Security	475,294	477,670
Benefits Replacement	<u>5,540</u>	<u>4,709</u>

Total, Estimated Allocations for Employee Benefits and Debt Service Appropriations Made Elsewhere in this Act	<u>\$ 2,278,041</u>	<u>\$ 2,295,867</u>
--	---------------------	---------------------

1. Performance Measure Targets. The following is a listing of the key performance target levels for the State Office of Risk Management. It is the intent of the Legislature that appropriations made by this Act be utilized in the most efficient and effective manner possible to achieve the intended mission of the State Office of Risk Management. In order to achieve the objectives and service standards established by this Act, the State Office of Risk Management shall make every effort to attain the following designated key performance target levels associated with each item of appropriation.

STATE OFFICE OF RISK MANAGEMENT
(Continued)

	<u>2020</u>	<u>2021</u>
A. Goal: MANAGE RISK AND ADMINISTER CLAIMS		
Outcome (Results/Impact):		
Incident Rate of Injuries and Illnesses Per 100 Covered Full-time State Employees	3.55%	3.55%
Cost of Workers' Compensation Per Covered State Employee	252	252
Cost of Workers' Compensation Coverage Per \$100 State Payroll	0.6	0.6
A.1.1. Strategy: ENTERPRISE RISK MGMT/CLAIMS ADMIN		
Output (Volume):		
Number of Written Risk Management Program Reviews Conducted	29	29
Number of On-site Consultations Conducted	229	229
Number of Medical Bills Processed	92,000	92,000
Number of Indemnity Bills Paid	27,200	27,200
Efficiencies:		
Average Cost to Administer Claim	668	668
Explanatory:		
Percentage of Total Assessments Collected Used for Claim Payments	99%	99%

2. Capital Budget. None of the funds appropriated above may be expended for capital budget items except as listed below. The amounts shown below shall be expended only for the purposes shown and are not available for expenditure for other purposes.

	<u>2020</u>	<u>2021</u>
a. Acquisition of Information Resource Technologies		
(1) Risk Management Information System	\$ 1,023,594	\$ 773,594
Total, Capital Budget	<u>\$ 1,023,594</u>	<u>\$ 773,594</u>
Method of Financing (Capital Budget):		
Interagency Contracts	\$ 1,023,594	\$ 773,594
Total, Method of Financing	<u>\$ 1,023,594</u>	<u>\$ 773,594</u>

3. Unexpended Balances Between Biennia. Included in amounts appropriated above are unexpended and unobligated balances remaining as of August 31, 2019 (estimated to be \$0 in Interagency Contracts), in Strategy A.1.1, Enterprise Risk Management/Claims Administration for the fiscal year beginning September 1, 2019, to be applied toward assessments charged to state agencies for the risk management and claims administration program for fiscal year 2020.

4. Administrative Support for the State Office of Risk Management. Out of funds appropriated above in Strategy A.1.1, Enterprise Risk Management/Claims Administration, the State Office of Risk Management shall enter into an interagency contract with the Attorney General for administrative support services which shall consist of the same levels of service and approximate costs as were provided to the State Office of Risk Management during the 2018-19 biennium.

5. Unexpended Balances within the Biennium. Any unexpended and unobligated balances remaining as of August 31, 2020, out of appropriations made above in Strategy A.1.1, Enterprise Risk Management/Claims Administration, are appropriated to the State Office of Risk Management for the fiscal year beginning September 1, 2020, to be applied toward assessments charged to state agencies for the administration of the risk management and claims administration program for fiscal year 2021.

6. Appropriation - Subrogation of Receipts. All sums of money recovered by the State Office of Risk Management from third parties by way of subrogation are appropriated to the State Office of Risk Management during the biennium of receipt to be used for the payment of workers' compensation benefits to state employees.

7. Cost Containment. The State Office of Risk Management shall submit a report detailing the effectiveness of various cost containment measures undertaken and proposing additional measures to reduce workers' compensation costs. This report shall be submitted to the legislative and executive budget offices, in the form those offices require, within 45 days after the close of each fiscal year.

STATE OFFICE OF RISK MANAGEMENT
(Continued)

8. Reporting of Workers' Compensation Claims. For the purpose of reporting expenditures to the Uniform Statewide Accounting System (USAS), the State Office of Risk Management (SORM) shall account for payments of workers' compensation claims based on the date on which the bill for services is presented for payment to SORM.

In addition, not later than November 1 of each year, SORM shall submit a report to the Comptroller of Public Accounts, the Governor, and the Legislative Budget Board which accounts for workers' compensation expenditures for the preceding fiscal year based on the date on which the injury occurred and the medical or related service was performed.

9. Sunset Contingency. Funds appropriated above for fiscal year 2021 for the State Office of Risk Management are made contingent on the continuation of the State Office of Risk Management by the Eighty-sixth Legislature, Regular Session, 2019. In the event that the agency is not continued, the funds appropriated for fiscal year 2020, or as much thereof as may be necessary, are to be used to provide for the phase out of agency operations.

SECRETARY OF STATE

	For the Years Ending	
	August 31, 2020	August 31, 2021
Method of Financing:		
General Revenue Fund	\$ 38,858,588	\$ 12,988,680
GR Dedicated - Election Improvement Fund No. 5095	\$ 200,000	\$ 100,000
Federal Funds	\$ 10,881,229	\$ 4,900,000
Appropriated Receipts	<u>\$ 8,746,000</u>	<u>\$ 7,723,000</u>
Total, Method of Financing	<u>\$ 58,685,817</u>	<u>\$ 25,711,680</u>

This bill pattern represents an estimated 100% of this agency's estimated total available funds for the biennium.

Number of Full-Time-Equivalents (FTE):	205.0	203.0
---	-------	-------

Schedule of Exempt Positions:		
Secretary of State, Group 5	\$197,415	\$197,415

Items of Appropriation:

A. Goal: INFORMATION MANAGEMENT

Provide and Process Information Efficiently; Enforce Laws/Rules.

A.1.1. Strategy: DOCUMENT FILING	\$ 7,719,520	\$ 7,634,676
File/Reject Statutory Filings.		

A.2.1. Strategy: DOCUMENT PUBLISHING	<u>450,650</u>	<u>460,650</u>
---	----------------	----------------

Publish the Texas Register and the Texas Administrative Code.

Total, Goal A: INFORMATION MANAGEMENT	\$ 8,170,170	\$ 8,095,326
--	--------------	--------------

B. Goal: ADMINISTER ELECTION LAWS

Maintain Uniformity & Integrity of Elections; Oversee Election Process.

B.1.1. Strategy: ELECTIONS ADMINISTRATION	\$ 7,112,600	\$ 4,737,100
Provide Statewide Elections Administration.		

B.1.2. Strategy: PRIMARY FUNDING/VR POSTAGE	18,598,600	549,000
Primary Election Financing; VR Postal Payment to Postal Services.		

B.1.3. Strategy: CONSTITUTIONAL AMENDMENTS	1,233,000	5,000
Publish and Interpret Constitutional Amendments.		

B.1.4. Strategy: ELECTIONS IMPROVEMENT	12,243,859	5,000,000
Administer the Federal Help America Vote Act (HAVA).		

SECRETARY OF STATE
(Continued)

B.1.5. Strategy: FINANCING VOTER REGISTRATION	<u>4,777,500</u>	<u>1,000,000</u>
Payments to Counties for Voter Registration Activity. Estimated.		
Total, Goal B: ADMINISTER ELECTION LAWS	\$ 43,965,559	\$ 11,291,100
C. Goal: INTERNATIONAL PROTOCOL		
C.1.1. Strategy: PROTOCOL/BORDER AFFAIRS	\$ 280,606	\$ 280,606
Provide Protocol Services and Representation on Border Issues.		
D. Goal: INDIRECT ADMINISTRATION		
D.1.1. Strategy: INDIRECT ADMINISTRATION	<u>\$ 6,269,482</u>	<u>\$ 6,044,648</u>
Grand Total, SECRETARY OF STATE	<u>\$ 58,685,817</u>	<u>\$ 25,711,680</u>
Object-of-Expense Informational Listing:		
Salaries and Wages	\$ 9,990,943	\$ 9,894,265
Other Personnel Costs	422,100	432,100
Professional Fees and Services	2,166,033	2,176,333
Fuels and Lubricants	600	600
Consumable Supplies	115,100	117,100
Utilities	43,500	46,500
Travel	141,090	141,090
Rent - Building	32,250	35,250
Rent - Machine and Other	96,950	96,950
Other Operating Expense	22,700,151	11,671,492
Grants	22,777,100	1,000,000
Capital Expenditures	<u>200,000</u>	<u>100,000</u>
Total, Object-of-Expense Informational Listing	<u>\$ 58,685,817</u>	<u>\$ 25,711,680</u>
Estimated Allocations for Employee Benefits and Debt Service Appropriations Made Elsewhere in this Act:		
<u>Employee Benefits</u>		
Retirement	\$ 862,411	\$ 866,723
Group Insurance	2,681,891	2,739,241
Social Security	745,221	748,947
Benefits Replacement	<u>18,975</u>	<u>16,129</u>
Subtotal, Employee Benefits	\$ 4,308,498	\$ 4,371,040
<u>Debt Service</u>		
Lease Payments	<u>\$ 600</u>	<u>\$ 416</u>
Total, Estimated Allocations for Employee Benefits and Debt Service Appropriations Made Elsewhere in this Act	<u>\$ 4,309,098</u>	<u>\$ 4,371,456</u>

1. **Performance Measure Targets.** The following is a listing of the key performance target levels for the Secretary of State. It is the intent of the Legislature that appropriations made by this Act be utilized in the most efficient and effective manner possible to achieve the intended mission of the Secretary of State. In order to achieve the objectives and service standards established by this Act, the Secretary of State shall make every effort to attain the following designated key performance target levels associated with each item of appropriation.

	<u>2020</u>	<u>2021</u>
A. Goal: INFORMATION MANAGEMENT		
Outcome (Results/Impact):		
Percent of Business, Commercial, and Public Filings and Information Requests Completed in Three Days	97%	97%
Average Cost Per Business, Commercial, and Public Filings Transaction and Public Information Request	0.65	0.65
A.1.1. Strategy: DOCUMENT FILING		
Output (Volume):		
Number of Business, Commercial, and Public Filings Transactions Processed	2,730,000	2,740,500
Number of Processed Requests for Information on Business, Commercial, and Public Filings	6,250,000	6,250,000
B. Goal: ADMINISTER ELECTION LAWS		
Outcome (Results/Impact):		
Average Cost Per Election Authority Assisted or Advised	7.5	7.5

SECRETARY OF STATE
(Continued)

B.1.1. Strategy: ELECTIONS ADMINISTRATION

Output (Volume):

Number of Election Officials Assisted or Advised	235,000	155,000
--	---------	---------

B.1.3. Strategy: CONSTITUTIONAL AMENDMENTS

Output (Volume):

Number of Constitutional Amendment Translations Mailed	2,054,937	0
--	-----------	---

2. Capital Budget. None of the funds appropriated above may be expended for capital budget items except as listed below. The amounts shown below shall be expended only for the purposes shown and are not available for expenditure for other purposes.

	2020	2021
a. Acquisition of Information Resource Technologies		
(1) Acquisition of Information Resource Technologies	\$ 200,000	\$ 100,000
(2) Business Entity Secured Transaction System Replacement Study	200,000	0
Total, Acquisition of Information Resource Technologies	\$ 400,000	\$ 100,000
b. Data Center Consolidation		
(1) Data Center Consolidation	\$ 1,003,075	\$ 1,048,120
c. Centralized Accounting and Payroll/Personnel System (CAPPS)		
(1) CAPPS Accounting Implementation	\$ 200,000	\$ 0
Total, Capital Budget	\$ 1,603,075	\$ 1,148,120
Method of Financing (Capital Budget):		
General Revenue Fund	\$ 1,403,075	\$ 1,048,120
Appropriated Receipts	\$ 200,000	\$ 100,000
Total, Method of Financing	\$ 1,603,075	\$ 1,148,120

3. Contingency Appropriation for Constitutional Amendments. The amounts appropriated above in Strategy B.1.3, Constitutional Amendments, are intended to cover the costs of fulfilling the requirements of Election Code, Chapter 274, Subchapter B, and Article 17 §1 of the Texas Constitution for 11 proposed constitutional amendments or referendum items. In the event that the number of proposed constitutional amendments or referendum items exceeds 11, or if the actual costs exceed the amounts appropriated herein, the Secretary of State is hereby appropriated from General Revenue the additional funds necessary to fulfill the aforementioned requirements.

4. Travel Expenditures. The Secretary of State is hereby authorized to expend funds from the above appropriations to reimburse state inspectors for travel expenses pursuant to Election Code, §34.003.

5. Limitation, Primary Finance. Of the funds appropriated in Strategy B.1.2, Primary Funding/Voter Registration Postage, not more than \$250,000 may be distributed to the executive committees of the state parties for the operation of the primary and runoff elections. Funds distributed to the executive committees shall be distributed to the respective parties in the ratio of the total number of primary and runoff voters in the 2020 elections.

6. Use of Excess Registration Fees Authorization. Any registration fee collected by the Office of the Secretary of State to pay the expenses of a conference, seminar, or meeting in excess of the actual costs of such conference, seminar, or meeting may be used to pay the expenses of any other conference, seminar, or meeting for which no registration fees were collected or for which registration fees collected were insufficient to cover the total expenses.

7. General Revenue-Dedicated Election Improvement Fund No. 5095. Included in amounts appropriated above are all balances remaining in the General Revenue-Dedicated Election Improvement Fund No. 5095 as of August 31, 2019, for the biennium beginning September 1, 2019, to carry out provisions of the Help America Vote Act (HAVA) as codified in Election Code, §31.011.

SECRETARY OF STATE
(Continued)

8. **Limitation of Reimbursement for Non-Joint Primary Elections.** Funds appropriated above in Strategy B.1.2, Primary Funding/Voter Registration Postage may not be used to reimburse counties for amounts that exceed the costs to conduct a joint primary election.
9. **Voter Identification Education.** Included in the amounts appropriated above is \$4,000,000 in General Revenue in fiscal year 2020 in Strategy B.1.1, Elections Administration for educating the public, including students, regarding the required documents for voting and the general voting process pursuant to Section 31.012, Elections Code.

Any unexpended balances remaining as of August 31, 2020, out of the appropriations made herein are appropriated to the Secretary of State for the fiscal year beginning September 1, 2020, for the same purpose.

10. **Unexpended Balances Within the Biennium for Document Filing.** Any unexpended and unobligated balances remaining as of August 31, 2020, in Strategy A.1.1, Document Filing, are appropriated to the Secretary of State for the fiscal year beginning September 1, 2020, for the same purposes.
11. **Unexpended Balances Between and Within Biennia for Election and Voter Registration Funds.** In addition to amounts appropriated above in Strategy B.1.2, Primary Funding/Voter Registration Postage, any unexpended and unobligated balances as of August 31, 2019 (estimated to be \$0 in General Revenue), are appropriated for reimbursements to counties for costs related to primary elections during the 2020-21 biennium.
12. **Voter Registration Transfer Limits.** Notwithstanding Article IX, Section 14.01, Appropriation Transfers or similar provisions of this Act, the estimated amount appropriated above in Strategy B.1.5, Financing Voter Registration, is for the sole purpose of providing funding to counties to defray the cost of voter registration as provided in accordance with Election Code, §19.002.
13. **Notary Fees.** Included in the amounts appropriated above in Strategy A.1.1, Document Filing is \$120,000 in Appropriated Receipts in each fiscal year of the 2020-21 biennium from revenue received pursuant to Government Code, § 406.007(a)(2) for costs associated with notary education and enforcement.
14. **Voting Systems Examination.** Included in the amounts appropriated above in Strategy B.1.1, Elections Administration is an amount estimated to be \$20,000 in Appropriated Receipts from revenue received pursuant to Election Code, Chapter 122 in each fiscal year of the 2020-21 biennium for the examination of voting systems.
15. **2018 Help America Vote Act State Matching Funds.** Included in the amounts appropriated above in Strategy B.1.4 Elections Improvement is \$1,162,630 in General Revenue to be used during the 2020-21 biennium as a five percent state match toward the federal Help America Vote Act (HAVA) election security grant received by the Secretary of State in 2018.
16. **Electronic Registration Information Center (ERIC).** Included in the amounts appropriated above in Strategy B.1.1 Elections Administration, is \$1,500,000 from the General Revenue Fund in fiscal year 2020 to provide for Texas' enrollment in the Electronic Registration Information Center (ERIC) pursuant to Election Code, Section 18.062.

Any unexpended balances of these funds remaining as of August 31, 2020 are appropriated to the Secretary of State for the fiscal year beginning September 1, 2020 for the same purpose.

17. **Funding Increases for the 2020-21 Biennium.** Included in amounts appropriated above in Strategy B.1.1, Elections Administration, is \$400,000 from General Revenue in fiscal year 2020 and \$1,500,000 from General Revenue in fiscal year 2021 for the maintenance of the Texas Elections Administration Management (TEAM) system.
18. **Unexpended Balances Carried Forward Between Biennia.** Included in amounts appropriated above are unexpended and unobligated balances out of Appropriated Receipts as of August 31, 2019, (not to exceed \$600,000) in Strategy A.1.1, Document Filing, appropriated to the Secretary of State for the biennium beginning September 1, 2019, to be used for operating expenses related to business and legislative filings, entity and trademark registration, notary services, public official commissions, providing copies of public information, and other document filing activities.

VETERANS COMMISSION

	For the Years Ending	
	August 31, 2020	August 31, 2021
Method of Financing:		
General Revenue Fund	\$ 14,516,098	\$ 14,415,008
Federal Funds	\$ 12,540,760	\$ 12,540,760
<u>Other Funds</u>		
Fund for Veterans' Assistance Account No. 0368	\$ 19,540,163	\$ 19,540,163
Appropriated Receipts	68,500	68,500
Interagency Contracts	899,290	899,290
License Plate Trust Fund Account No. 0802, estimated	6,000	6,000
Subtotal, Other Funds	\$ 20,513,953	\$ 20,513,953
Total, Method of Financing	\$ 47,570,811	\$ 47,469,721
 This bill pattern represents an estimated 100% of this agency's estimated total available funds for the biennium.		
Number of Full-Time-Equivalents (FTE):	396.5	396.5
Schedule of Exempt Positions:		
Executive Director, Group 5	\$151,123	\$151,123
Items of Appropriation:		
A. Goal: ASSIST VETS W/RECEIVING BENEFITS		
Ensure Veterans, Their Dependents & Survivors Receive All Due Benefits.		
A.1.1. Strategy: CLAIMS REPRESENTATION & COUNSELING	\$ 7,774,846	\$ 7,692,446
Claims Representation & Counseling to Veterans and their Families.		
A.1.2. Strategy: VETERANS EMPLOYMENT SERVICES	11,710,782	11,710,782
A.1.3. Strategy: VETERANS EDUCATION	1,625,471	1,625,471
A.1.4. Strategy: VETERANS OUTREACH	1,731,429	1,716,789
A.1.5. Strategy: VETERAN ENTREPRENEUR PROGRAM	330,084	311,934
A.1.6. Strategy: HEALTH CARE ADVOCACY PROGRAM	798,346	798,346
Total, Goal A: ASSIST VETS W/RECEIVING BENEFITS	\$ 23,970,958	\$ 23,855,768
B. Goal: FUND DIRECT SERVICES TO VETERANS		
Ensure Veterans Receive General Asst, Mental Health, & Housing Svcs.		
B.1.1. Strategy: GENERAL ASSISTANCE GRANTS	\$ 13,078,719	\$ 13,078,719
B.1.2. Strategy: HOUSING FOR TEXAS HEROES	6,066,000	6,066,000
Housing for Texas Heroes Grants.		
B.1.3. Strategy: VETERANS TREATMENT COURTS	2,500,000	2,500,000
Total, Goal B: FUND DIRECT SERVICES TO VETERANS	\$ 21,644,719	\$ 21,644,719
C. Goal: HAZLEWOOD ADMINISTRATION		
Provide Administration for Hazlewood Exemption Prg.		
C.1.1. Strategy: HAZLEWOOD ADMINISTRATION	\$ 390,600	\$ 390,600
D. Goal: INDIRECT ADMINISTRATION		
D.1.1. Strategy: CENTRAL ADMINISTRATION	\$ 1,564,534	\$ 1,578,634
Grand Total, VETERANS COMMISSION	\$ 47,570,811	\$ 47,469,721
Object-of-Expense Informational Listing:		
Salaries and Wages	\$ 21,693,440	\$ 21,708,205
Other Personnel Costs	530,187	530,187
Professional Fees and Services	492,808	492,793
Consumable Supplies	63,618	63,618
Utilities	86,398	86,398
Travel	839,260	839,260
Rent - Building	1,865,902	1,865,902

VETERANS COMMISSION
(Continued)

Rent - Machine and Other	74,465	74,465
Other Operating Expense	1,418,733	1,302,893
Grants	20,506,000	20,506,000

Total, Object-of-Expense Informational Listing \$ 47,570,811 \$ 47,469,721

Estimated Allocations for Employee Benefits and Debt Service Appropriations Made Elsewhere in this Act:

Employee Benefits

Retirement	\$ 1,760,936	\$ 1,769,741
Group Insurance	3,675,535	3,751,858
Social Security	1,420,088	1,427,189
Benefits Replacement	12,184	10,356

Total, Estimated Allocations for Employee Benefits and Debt Service Appropriations Made Elsewhere in this Act \$ 6,868,743 \$ 6,959,144

1. Performance Measure Targets. The following is a listing of the key performance target levels for the Veterans Commission. It is the intent of the Legislature that appropriations made by this Act be utilized in the most efficient and effective manner possible to achieve the intended mission of the Veterans Commission. In order to achieve the objectives and service standards established by this Act, the Veterans Commission shall make every effort to attain the following designated key performance target levels associated with each item of appropriation.

	2020	2021
A. Goal: ASSIST VETS W/RECEIVING BENEFITS		
Outcome (Results/Impact):		
Amount of Monetary Awards (in Millions of Dollars) Paid Because of Commission Advocacy in Claims Representation of Veterans with Service-connected Disabilities	2,076.46	2,076.84
Amount of Monetary Awards (in Millions of Dollars) Paid Because of Commission Advocacy in Claims Representation for Survivors or Orphans of Veterans	290.53	291.98
A.1.1. Strategy: CLAIMS REPRESENTATION & COUNSELING		
Output (Volume):		
Number of Claims for Veterans Benefits Filed and Developed on Behalf of Veterans with Service-connected Disabilities	113,909	114,478
Number of Active Veterans Benefits Cases for Veterans, Their Survivors, or Their Orphans Represented by the Texas Veterans Commission	254,150	255,420
Number of Appeals of Unfavorable Veterans Affairs Decisions Filed on Behalf of Veterans, Their Survivors, or Their Orphans	23,415	23,532
Number of Files Reviewed by State Strike Force Team	48,483	48,725
Number of Fully Developed Claims Filed by the Fully Developed Claims Team Submitted to the VA for Expedited Rating Decision	12,646	12,709
Efficiencies:		
Payments to Veterans Represented by TVC, Per Dollar Spent	264.38	265.7
Report the Total Dollar Amount Paid by the Federal Veterans' Administration to Texas Veterans, their Dependents, and their Survivors Represented by the Texas Veterans Commission Strike Force Team per State Dollar Spent each Fiscal Year	132.88	133.58
A.1.2. Strategy: VETERANS EMPLOYMENT SERVICES		
Output (Volume):		
Percent of Veterans That Receive Individualized Career Services	80%	80%
A.1.3. Strategy: VETERANS EDUCATION		
Output (Volume):		
Number of Approval Actions Completed by Veterans Education for Institutions/Training Establishments for Which Eligible Veterans and Family Members May Use Federal GI Bill Educational Benefits	9,919	10,911
Number of Institutions/Program Visits Completed by Veterans Education to Ascertain Compliance with Federal Guidelines for the Administration of the GI Bill	525	567
A.1.4. Strategy: VETERANS OUTREACH		
Output (Volume):		
Number of Veteran Engagements	650,000	650,000

VETERANS COMMISSION
(Continued)

A.1.5. Strategy: VETERAN ENTREPRENEUR PROGRAM

Output (Volume):

Number of Entrepreneur Services Provided to Veterans and Their Families through the Entrepreneur Program	1,022	1,073
--	-------	-------

A.1.6. Strategy: HEALTH CARE ADVOCACY PROGRAM

Output (Volume):

Number of Veteran Encounters and Services Provided from the Health Care Advocacy Program	6,700	6,700
--	-------	-------

B. Goal: FUND DIRECT SERVICES TO VETERANS

B.1.1. Strategy: GENERAL ASSISTANCE GRANTS

Output (Volume):

Number of Veterans, Their Dependents, and Survivors of Veterans Served by Fund for Veterans' Assistance Grants	20,000	20,000
--	--------	--------

B.1.2. Strategy: HOUSING FOR TEXAS HEROES

Output (Volume):

Number of Veterans, Their Dependents, and Survivors served by the Housing for Texas Heroes (H4TXH) Program	370	270
--	-----	-----

Number of Completed Home Modifications Provided to Veterans, Their Dependents, or Survivors through the Housing for Texas Heroes Program	280	280
--	-----	-----

B.1.3. Strategy: VETERANS TREATMENT COURTS

Output (Volume):

Number of Veterans that are Provided Services through Veterans Treatment Court Grants in the Fund for Veterans Assistance	1,100	1,100
---	-------	-------

2. Capital Budget. None of the funds appropriated above may be expended for capital budget items except as listed below. The amounts shown below shall be expended only for the purposes shown and are not available for expenditure for other purposes.

	2020	2021
a. Acquisition of Information Resource Technologies		
(1) eGrant Management System	\$ 57,889	\$ 57,889
(2) eCase Management System	65,860	65,860
Total, Acquisition of Information Resource Technologies	\$ 123,749	\$ 123,749
b. Data Center Consolidation		
(1) Data Center Services	\$ 179,318	\$ 170,794
Total, Capital Budget	\$ 303,067	\$ 294,543
Method of Financing (Capital Budget):		
General Revenue Fund	\$ 245,178	\$ 236,654
Fund for Veterans' Assistance Account No. 0368	\$ 57,889	\$ 57,889
Total, Method of Financing	\$ 303,067	\$ 294,543

3. Program for the Visitation of Wounded and Disabled Veterans. Included in the amounts appropriated above in Strategy A.1.1, Claims Representation and Counseling, is the amount of \$55,135 in General Revenue each fiscal year, to provide a program for the visitation of wounded and disabled veterans who have returned from Operation Iraqi Freedom, Operation New Dawn and Operation Enduring Freedom and other war zone areas that Texas veterans have served.

4. Cash Flow Contingency. Contingent upon the receipt of Federal Funds appropriated in Strategy A.1.1, Claims Representation and Counseling, Strategy A.1.2, Veterans Employment Services, and Strategy A.1.3, Veterans Education, the Commission may temporarily utilize General Revenue funds, pending the receipt of federal reimbursement, in an amount not to exceed 75 percent of the amount as specified in the Notification Letter of Federal Award or contract to be received in each fiscal year of the biennium. The General Revenue amounts utilized above the Commission's General Revenue method of finance must be repaid upon receipt of federal reimbursement and shall be utilized only for the purpose of temporary cash flow needs. The transfer and reimbursement of funds shall be made under procedures established by the Comptroller of Public Accounts to ensure all borrowed funds are reimbursed to the Treasury on or before August 31, 2021. All transfers of General Revenue shall be reported by the Commission to the Legislative Budget Board and the Governor.

VETERANS COMMISSION
(Continued)

- 5. Fund for Veterans' Assistance.** Included in amounts appropriated above in Strategies A.1.1, Claims Representation and Counseling, B.1.1, General Assistance Grants, B.1.2, Housing for Texas Heroes, and D.1.1, Central Administration, are all estimated balances (estimated to be \$0) and revenues collected on or after September 1, 2019, in the Fund for Veterans' Assistance Account No. 0368 (estimated to \$19,540,163 in fiscal year 2020 and \$19,540,163 in fiscal year 2021 in Other Funds) for veterans' assistance programs and to make grants to local communities to address veterans' needs in accordance with Government Code §434.017.

Any unexpended balances remaining as of August 31, 2020, are hereby appropriated for the same purpose for the fiscal year beginning September 1, 2020.

- 6. Interagency Contract with the General Land Office and Veterans Land Board.** Included in the amounts appropriated above is \$68,626 in each fiscal year of the 2020-21 biennium for a contract between the General Land Office and Veterans Land Board and the Texas Veterans Commission (TVC) to fund operations of the TVC Call Center. Pursuant to Natural Resources Code, §161.077, the General Land Office and Veterans Land Board and the Texas Veterans Commission shall continue a memorandum of understanding regarding the funding and operations of the Veterans Commission Call Center.
- 7. PARIS Data Review.** Included in amounts appropriated above in Strategy A.1.1, Claims Representation and Counseling, is \$54,574 out of the Fund for Veterans' Assistance Account No. 368 and 2.0 Full Time Equivalents (FTE) per fiscal year to investigate and analyze information/data received from the federal Public Assistance Reporting Information System (PARIS). The PARIS information will be used to assist and facilitate claims for veterans receiving Medicaid or other state public benefits to apply for federal benefits/compensation for which veterans are entitled from the Department of Veterans Affairs.

Ten percent of the savings out of General Revenue during fiscal year 2020 that were the result of pursuing information from the PARIS as calculated by the Health and Human Services Commission (HHSC) according to procedures or rules for making the calculations adopted by HHSC shall be credited by the Comptroller to the Texas Veterans Commission, Veterans' Assistance Account No. 368 from which expenditures were originally made and such funds are hereby appropriated to the Texas Veterans Commission in fiscal year 2021.

- 8. Veterans Housing Grant Program.** Included in the amounts appropriated above in Strategy B.1.2, Housing for Texas Heroes, is \$3,000,000 for the 2020-21 biennium to provide grants to non-profit or local government organizations providing temporary or permanent housing to Texas Veterans and their families through the Housing4TexasHeroes program.
- 9. Support to Coordinating Councils.** Included in amounts appropriated above in Strategy A.1.4, Veterans Outreach, is \$55,905 in General Revenue each fiscal year of the 2020-21 biennium for the purpose of supporting the Texas Coordinating Council for Veterans Services and the Housing and Health Services Coordination Council.
- 10. Healthcare Advocacy Program for Veterans.** From the amounts appropriated above in Strategy A.1.6, Healthcare Advocacy Program, \$798,346 in General Revenue and 14.0 Full-Time Equivalents (FTEs) each fiscal year for the 2020-21 biennium may be used only for the purpose of supporting the Healthcare Advocacy Program.
- 11. Contingency for Behavioral Health Funds.** Notwithstanding appropriation authority granted above, the Comptroller of Public Accounts shall not allow the expenditure of General Revenue-Related behavioral health funds for the Texas Veterans Commission in Strategy B.1.1, General Assistance Grants, in fiscal year 2020 or fiscal year 2021, as identified in Art. IX, Sec. 10.04, Statewide Behavioral Health Strategic Plan and Coordinated Expenditures, if the Legislative Budget Board provides notification to the Comptroller of Public Accounts that the agency's planned expenditure of those funds in fiscal year 2020 or fiscal year 2021 does not satisfy the requirements of Art. IX, Sec. 10.04, Statewide Behavioral Health Strategic Plan and Coordinated Expenditures.
- 12. Reimbursement of Advisory Committee Members.** Out of funds appropriated above, and pursuant to Government Code §2110.004 and §434.0101, the Texas Veterans Commission may reimburse the travel expense of advisory committee members for no more than four meetings per advisory committee per year.

VETERANS COMMISSION
(Continued)

13. **Sunset Contingency.** Funds appropriated above for fiscal year 2021 for the Texas Veterans Commission are made contingent on the continuation of the Texas Veterans Commission by the Eighty-sixth Legislature, Regular Session, 2019. In the event that the agency is not continued, the funds appropriated for fiscal year 2020, or as much thereof as may be necessary, are to be used to provide for the phase out of agency operations.

RETIREMENT AND GROUP INSURANCE

	For the Years Ending	
	August 31, 2020	August 31, 2021
	<u> </u>	<u> </u>
Method of Financing:		
General Revenue Fund	\$ 131,696,259	\$ 133,839,811
General Revenue Dedicated Accounts	\$ 2,712,933	\$ 2,743,488
Federal Funds	\$ 32,501,453	\$ 32,973,590
Other Special State Funds	<u>\$ 867,409</u>	<u>\$ 873,547</u>
Total, Method of Financing	<u>\$ 167,778,054</u>	<u>\$ 170,430,436</u>
Items of Appropriation:		
A. Goal: EMPLOYEES RETIREMENT SYSTEM		
A.1.1. Strategy: RETIREMENT CONTRIBUTIONS	\$ 50,703,685	\$ 51,295,874
Retirement Contributions. Estimated.		
A.1.2. Strategy: GROUP INSURANCE	<u>117,074,369</u>	<u>119,134,562</u>
Group Insurance Contributions. Estimated.		
Total, Goal A: EMPLOYEES RETIREMENT SYSTEM	<u>\$ 167,778,054</u>	<u>\$ 170,430,436</u>
Grand Total, RETIREMENT AND GROUP INSURANCE	<u>\$ 167,778,054</u>	<u>\$ 170,430,436</u>

SOCIAL SECURITY AND BENEFIT REPLACEMENT PAY

	For the Years Ending	
	August 31, 2020	August 31, 2021
	<u> </u>	<u> </u>
Method of Financing:		
General Revenue Fund	\$ 33,741,526	\$ 34,090,086
General Revenue Dedicated Accounts	\$ 702,906	\$ 704,705
Federal Funds	\$ 7,210,672	\$ 7,218,583
Other Special State Funds	<u>\$ 577,013</u>	<u>\$ 578,942</u>
Total, Method of Financing	<u>\$ 42,232,117</u>	<u>\$ 42,592,316</u>
Items of Appropriation:		
A. Goal: SOCIAL SECURITY/BENEFIT REPLACEMENT		
Comptroller - Social Security.		
A.1.1. Strategy: STATE MATCH -- EMPLOYER	\$ 41,434,175	\$ 41,914,065
State Match -- Employer. Estimated.		
A.1.2. Strategy: BENEFIT REPLACEMENT PAY	<u>797,942</u>	<u>678,251</u>
Benefit Replacement Pay. Estimated.		
Total, Goal A: SOCIAL SECURITY/BENEFIT REPLACEMENT	<u>\$ 42,232,117</u>	<u>\$ 42,592,316</u>
Grand Total, SOCIAL SECURITY AND BENEFIT REPLACEMENT PAY	<u>\$ 42,232,117</u>	<u>\$ 42,592,316</u>

**RECAPITULATION - ARTICLE I
GENERAL GOVERNMENT
(General Revenue)**

	For the Years Ending	
	August 31, 2020	August 31, 2021
	<u>2020</u>	<u>2021</u>
Commission on the Arts	\$ 15,164,288	\$ 10,214,288
Office of the Attorney General	261,795,518	237,818,140
Bond Review Board	950,410	856,411
Comptroller of Public Accounts	329,942,502	313,542,502
Contingency Appropriations	<u>1,241,000</u>	<u>1,241,000</u>
Total	\$ 331,183,502	\$ 314,783,502
Fiscal Programs - Comptroller of Public Accounts	574,264,575	585,618,275
Rider Appropriations	<u>350,000</u>	<u>0</u>
Total	\$ 574,614,575	\$ 585,618,275
Texas Emergency Services Retirement System	716,486	716,486
Employees Retirement System	13,750,000	13,750,000
Texas Ethics Commission	3,656,936	3,466,936
Facilities Commission	184,127,798	37,299,718
Public Finance Authority	851,390	771,750
Office of the Governor	12,430,874	12,430,873
Trusted Programs Within the Office of the Governor	377,543,910	59,016,673
Historical Commission	33,861,031	20,983,453
Department of Information Resources	7,081,575	4,081,575
Library & Archives Commission	18,092,852	15,453,891
Pension Review Board	1,053,749	1,053,749
Preservation Board	14,273,920	7,525,253
Secretary of State	38,858,588	12,988,680
Veterans Commission	<u>14,516,098</u>	<u>14,415,008</u>
Subtotal, General Government	\$ 1,904,523,500	\$ 1,353,244,661
Retirement and Group Insurance	131,696,259	133,839,811
Social Security and Benefit Replacement Pay	<u>33,741,526</u>	<u>34,090,086</u>
Subtotal, Employee Benefits	\$ 165,437,785	\$ 167,929,897
Bond Debt Service Payments	161,285,649	191,002,749
Lease Payments	<u>22,317,444</u>	<u>40,782,108</u>
Subtotal, Debt Service	\$ 183,603,093	\$ 231,784,857
TOTAL, ARTICLE I - GENERAL GOVERNMENT	<u>\$ 2,253,564,378</u>	<u>\$ 1,752,959,415</u>

**RECAPITULATION - ARTICLE I
GENERAL GOVERNMENT
(General Revenue-Dedicated)**

	For the Years Ending	
	August 31, 2020	August 31, 2021
Commission on the Arts	\$ 250	\$ 250
Office of the Attorney General	81,318,278	81,325,584
Fiscal Programs - Comptroller of Public Accounts	19,846,291	19,796,291
Commission on State Emergency Communications	79,747,907	74,015,321
Texas Emergency Services Retirement System	1,329,224	1,329,224
Facilities Commission	2,634,700	2,634,700
Trusted Programs Within the Office of the Governor	152,283,153	41,383,153
Historical Commission	854,403	248,625
Secretary of State	200,000	100,000
Subtotal, General Government	\$ 338,214,206	\$ 220,833,148
Retirement and Group Insurance	2,712,933	2,743,488
Social Security and Benefit Replacement Pay	702,906	704,705
Subtotal, Employee Benefits	\$ 3,415,839	\$ 3,448,193
Bond Debt Service Payments	11,601,271	4,283,097
Subtotal, Debt Service	\$ 11,601,271	\$ 4,283,097
TOTAL, ARTICLE I - GENERAL GOVERNMENT	\$ 353,231,316	\$ 228,564,438

**RECAPITULATION - ARTICLE I
GENERAL GOVERNMENT
(Federal Funds)**

	For the Years Ending	
	August 31, 2020	August 31, 2021
Commission on the Arts	\$ 976,500	\$ 976,500
Office of the Attorney General	302,471,876	236,852,107
Fiscal Programs - Comptroller of Public Accounts	13,407,462	13,410,350
Trusted Programs Within the Office of the Governor	331,868,090	332,143,090
Historical Commission	1,123,986	1,123,986
Library & Archives Commission	10,832,084	10,818,905
Secretary of State	10,881,229	4,900,000
Veterans Commission	12,540,760	12,540,760
Subtotal, General Government	\$ 684,101,987	\$ 612,765,698
Retirement and Group Insurance	32,501,453	32,973,590
Social Security and Benefit Replacement Pay	7,210,672	7,218,583
Subtotal, Employee Benefits	\$ 39,712,125	\$ 40,192,173
TOTAL, ARTICLE I - GENERAL GOVERNMENT	\$ 723,814,112	\$ 652,957,871

**RECAPITULATION - ARTICLE I
GENERAL GOVERNMENT
(Other Funds)**

	For the Years Ending	
	August 31, 2020	August 31, 2021
	<u>2020</u>	<u>2021</u>
Commission on the Arts	\$ 302,000	\$ 302,000
Office of the Attorney General	83,511,240	74,724,537
Cancer Prevention and Research Institute of Texas	300,055,000	300,055,000
Comptroller of Public Accounts	4,253,700	4,253,700
Fiscal Programs - Comptroller of Public Accounts	7,300,000	7,300,000
Facilities Commission	493,038,961	18,489,500
Public Finance Authority	727,299	760,237
Office of the Governor	10,000	10,000
Trusted Programs Within the Office of the Governor	61,716,350	1,716,350
Historical Commission	731,951	731,951
Department of Information Resources	419,837,761	434,944,057
Library & Archives Commission	9,766,837	6,252,643
Preservation Board	19,000	19,000
State Office of Risk Management	54,546,693	54,296,694
Secretary of State	8,746,000	7,723,000
Veterans Commission	<u>20,513,953</u>	<u>20,513,953</u>
 Subtotal, General Government	 \$ 1,465,076,745	 \$ 932,092,622
 Retirement and Group Insurance	 867,409	 873,547
Social Security and Benefit Replacement Pay	<u>577,013</u>	<u>578,942</u>
 Subtotal, Employee Benefits	 \$ 1,444,422	 \$ 1,452,489
 Less Interagency Contracts	 \$ <u>460,730,025</u>	 \$ <u>474,429,162</u>
 TOTAL, ARTICLE I - GENERAL GOVERNMENT	 \$ <u>1,005,791,142</u>	 \$ <u>459,115,949</u>

**RECAPITULATION - ARTICLE I
GENERAL GOVERNMENT
(All Funds)**

	For the Years Ending	
	August 31, 2020	August 31, 2021
Commission on the Arts	\$ 16,443,038	\$ 11,493,038
Office of the Attorney General	729,096,912	630,720,368
Bond Review Board	950,410	856,411
Cancer Prevention and Research Institute of Texas	300,055,000	300,055,000
Comptroller of Public Accounts	334,196,202	317,796,202
Contingency Appropriations	<u>1,241,000</u>	<u>1,241,000</u>
Total	\$ 335,437,202	\$ 319,037,202
Fiscal Programs - Comptroller of Public Accounts	614,818,328	626,124,916
Rider Appropriations	<u>350,000</u>	<u>0</u>
Total	\$ 615,168,328	\$ 626,124,916
Commission on State Emergency Communications	79,747,907	74,015,321
Texas Emergency Services Retirement System	2,045,710	2,045,710
Employees Retirement System	13,750,000	13,750,000
Texas Ethics Commission	3,656,936	3,466,936
Facilities Commission	679,801,459	58,423,918
Public Finance Authority	1,578,689	1,531,987
Office of the Governor	12,440,874	12,440,873
Trusted Programs Within the Office of the Governor	923,411,503	434,259,266
Historical Commission	36,571,371	23,088,015
Department of Information Resources	426,919,336	439,025,632
Library & Archives Commission	38,691,773	32,525,439
Pension Review Board	1,053,749	1,053,749
Preservation Board	14,292,920	7,544,253
State Office of Risk Management	54,546,693	54,296,694
Secretary of State	58,685,817	25,711,680
Veterans Commission	<u>47,570,811</u>	<u>47,469,721</u>
Subtotal, General Government	\$ 4,391,916,438	\$ 3,118,936,129
Retirement and Group Insurance	167,778,054	170,430,436
Social Security and Benefit Replacement Pay	<u>42,232,117</u>	<u>42,592,316</u>
Subtotal, Employee Benefits	\$ 210,010,171	\$ 213,022,752
Bond Debt Service Payments	172,886,920	195,285,846
Lease Payments	<u>22,317,444</u>	<u>40,782,108</u>
Subtotal, Debt Service	\$ 195,204,364	\$ 236,067,954
Less Interagency Contracts	<u>\$ 460,730,025</u>	<u>\$ 474,429,162</u>
TOTAL, ARTICLE I - GENERAL GOVERNMENT	<u>\$ 4,336,400,948</u>	<u>\$ 3,093,597,673</u>
Number of Full-Time-Equivalents (FTE)	9,665.2	9,667.7

ARTICLE II

HEALTH AND HUMAN SERVICES

Sec. 1. The several sums of money herein specified, or so much thereby as may be necessary, are appropriated out of any funds in the State Treasury not otherwise appropriated, or out of special funds as indicated, for the support, maintenance, or improvement of the designated health and human services agencies.

DEPARTMENT OF FAMILY AND PROTECTIVE SERVICES

	For the Years Ending	
	August 31, 2020	August 31, 2021
Method of Financing:		
<u>General Revenue Fund</u>		
General Revenue Fund	\$ 1,096,208,856	\$ 1,118,592,218
GR Match for Medicaid Account No. 758	11,614,673	11,740,036
GR Match for Title IVE (FMAP) Account No. 8008	<u>173,503,720</u>	<u>172,854,097</u>
Subtotal, General Revenue Fund	\$ 1,281,327,249	\$ 1,303,186,351
GR Dedicated - Child Abuse and Neglect Prevention Operating Account No. 5084	\$ 5,685,702	\$ 5,685,701
Federal Funds	\$ 900,994,786	\$ 917,884,262
<u>Other Funds</u>		
Appropriated Receipts	\$ 5,738,165	\$ 5,738,165
Interagency Contracts	73,583	73,583
License Plate Trust Fund Account No. 0802, estimated	8,792	8,792
DFPS Appropriated Receipts - Child Support Collections Account No. 8093	<u>772,839</u>	<u>772,839</u>
Subtotal, Other Funds	\$ 6,593,379	\$ 6,593,379
Total, Method of Financing	<u>\$ 2,194,601,116</u>	<u>\$ 2,233,349,693</u>

This bill pattern represents an estimated 99.8% of this agency's estimated total available funds for the biennium.

Number of Full-Time-Equivalents (FTE):	12,609.3	12,103.5
Schedule of Exempt Positions:		
Commissioner, Group 8	\$251,806	\$251,806

Items of Appropriation:

A. Goal: STATEWIDE INTAKE SERVICES

Provide Access to DFPS Services by Managing a 24-hour Call Center.

A.1.1. Strategy: STATEWIDE INTAKE SERVICES	\$ 25,116,625	\$ 25,116,628
Provide System to Receive/Assign Reports of Abuse/Neglect/Exploitation.		

B. Goal: CHILD PROTECTIVE SERVICES

Protect Children through an Integrated Service Delivery System.

B.1.1. Strategy: CPS DIRECT DELIVERY STAFF	\$ 804,011,968	\$ 822,100,036
Provide Direct Delivery Staff for Child Protective Services.		
B.1.2. Strategy: CPS PROGRAM SUPPORT	47,170,746	47,105,630
Provide Program Support for Child Protective Services.		
B.1.3. Strategy: TWC CONTRACTED DAY CARE	74,905,848	77,471,886
TWC Contracted Day Care Purchased Services.		
B.1.4. Strategy: ADOPTION PURCHASED SERVICES	12,781,921	12,781,921
B.1.5. Strategy: POST - ADOPTION/POST - PERMANENCY	6,347,456	6,483,947
Post - Adoption/Post - Permanency Purchased Services.		
B.1.6. Strategy: PAL PURCHASED SERVICES	9,243,710	9,243,710
Preparation for Adult Living Purchased Services.		

DEPARTMENT OF FAMILY AND PROTECTIVE SERVICES
(Continued)

B.1.7. Strategy: SUBSTANCE ABUSE PURCHASED SERVICES	13,597,190	13,597,190
B.1.8. Strategy: OTHER CPS PURCHASED SERVICES Other Purchased Child Protective Services.	40,325,586	40,458,689
B.1.9. Strategy: FOSTER CARE PAYMENTS	525,748,401	525,506,742
B.1.10. Strategy: ADOPTION/PCA PAYMENTS Adoption Subsidy and Permanency Care Assistance Payments.	302,424,090	315,461,814
B.1.11. Strategy: RELATIVE CAREGIVER PAYMENTS Relative Caregiver Monetary Assistance Payments.	<u>39,854,008</u>	<u>40,722,576</u>
Total, Goal B: CHILD PROTECTIVE SERVICES	\$ 1,876,410,924	\$ 1,910,934,141
C. Goal: PREVENTION PROGRAMS		
Prevention and Early Intervention Programs.		
C.1.1. Strategy: STAR PROGRAM Services to At-Risk Youth (STAR) Program.	\$ 24,312,361	\$ 24,312,360
C.1.2. Strategy: CYD PROGRAM Community Youth Development (CYD) Program.	8,422,559	8,422,558
C.1.3. Strategy: CHILD ABUSE PREVENTION GRANTS Provide Child Abuse Prevention Grants to Community-based Organizations.	3,287,393	3,287,393
C.1.4. Strategy: OTHER AT-RISK PREVENTION PROGRAMS Provide Funding for Other At-Risk Prevention Programs.	30,295,798	30,297,011
C.1.5. Strategy: HOME VISITING PROGRAMS Maternal and Child Home Visiting Programs.	33,009,782	33,009,782
C.1.6. Strategy: AT-RISK PREVENTION PROGRAM SUPPORT Provide Program Support for At-Risk Prevention Services.	<u>7,761,350</u>	<u>7,758,251</u>
Total, Goal C: PREVENTION PROGRAMS	\$ 107,089,243	\$ 107,087,355
D. Goal: ADULT PROTECTIVE SERVICES		
Protect Elder/Disabled Adults through a Comprehensive System.		
D.1.1. Strategy: APS DIRECT DELIVERY STAFF	\$ 56,388,227	\$ 56,610,884
D.1.2. Strategy: APS PROGRAM SUPPORT Provide Program Support for Adult Protective Services.	4,484,513	4,587,894
D.1.3. Strategy: APS PURCHASED EMERGENCY CLIENT SVCS APS Purchased Emergency Client Services.	<u>9,399,819</u>	<u>9,399,818</u>
Total, Goal D: ADULT PROTECTIVE SERVICES	\$ 70,272,559	\$ 70,598,596
E. Goal: INDIRECT ADMINISTRATION		
E.1.1. Strategy: CENTRAL ADMINISTRATION	\$ 29,504,004	\$ 31,033,430
E.1.2. Strategy: OTHER SUPPORT SERVICES	15,395,931	15,395,931
E.1.3. Strategy: REGIONAL ADMINISTRATION	1,024,990	1,024,990
E.1.4. Strategy: IT PROGRAM SUPPORT	<u>44,308,476</u>	<u>44,325,535</u>
Total, Goal E: INDIRECT ADMINISTRATION	\$ 90,233,401	\$ 91,779,886
F. Goal: AGENCY-WIDE AUTOMATED SYSTEMS		
F.1.1. Strategy: AGENCY-WIDE AUTOMATED SYSTEMS Agency-wide Automated Systems (Capital Projects).	<u>\$ 25,478,364</u>	<u>\$ 27,833,087</u>
Grand Total, DEPARTMENT OF FAMILY AND PROTECTIVE SERVICES	<u>\$ 2,194,601,116</u>	<u>\$ 2,233,349,693</u>
Object-of-Expense Informational Listing:		
Salaries and Wages	\$ 675,390,532	\$ 687,000,025
Other Personnel Costs	21,632,325	21,643,688
Professional Fees and Services	45,762,523	49,823,361
Consumable Supplies	65,720	65,720
Utilities	10,045,204	10,054,350
Travel	52,987,904	53,083,076
Rent - Building	1,650,531	1,636,755
Rent - Machine and Other	8,741,412	7,808,371

DEPARTMENT OF FAMILY AND PROTECTIVE SERVICES
(Continued)

Other Operating Expense	203,612,961	206,151,026
Client Services	1,143,618,456	1,164,989,772
Food for Persons - Wards of State	211,680	211,681
Grants	30,881,868	30,881,868

Total, Object-of-Expense Informational Listing \$ 2,194,601,116 \$ 2,233,349,693

Estimated Allocations for Employee Benefits and Debt Service Appropriations Made Elsewhere in this Act:

Employee Benefits

Retirement	\$ 59,288,083	\$ 59,584,523
Group Insurance	125,536,327	126,774,432
Social Security	49,411,828	49,658,887
Benefits Replacement	456,694	388,190

Subtotal, Employee Benefits \$ 234,692,932 \$ 236,406,032

Debt Service

Lease Payments	\$ 60,655	\$ 42,054
----------------	-----------	-----------

Total, Estimated Allocations for Employee Benefits and Debt Service Appropriations Made Elsewhere in this Act \$ 234,753,587 \$ 236,448,086

1. Performance Measure Targets. The following is a listing of the key performance target levels for the Department of Family and Protective Services. It is the intent of the Legislature that appropriations made by this Act be utilized in the most efficient and effective manner possible to achieve the intended mission of the Department of Family and Protective Services. In order to achieve the objectives and service standards established by this Act, the Department of Family and Protective Services shall make every effort to attain the following designated key performance target levels associated with each item of appropriation.

	<u>2020</u>	<u>2021</u>
A. Goal: STATEWIDE INTAKE SERVICES		
Outcome (Results/Impact):		
Average Hold Time (in Minutes) for Statewide Intake Phone Calls in the English Queue	9.8	9.8
A.1.1. Strategy: STATEWIDE INTAKE SERVICES		
Output (Volume):		
Number of CPS Reports of Child Abuse/Neglect	301,625	307,425
Efficiencies:		
Statewide Intake Specialist Contacts Per Hour	1.58	1.57
B. Goal: CHILD PROTECTIVE SERVICES		
Outcome (Results/Impact):		
Percent of Children in FPS Conservatorship for Whom Legal Resolution Was Achieved within 12 Months	58.6%	58.7%
Percent of Children Reunified with Family	38.4%	38.4%
Percent of Children with Permanency to Relative/Fictive Kin	63.5%	63.5%
Investigations Caseworker Turnover Rate	28.9%	30.4%
Family-Based Safety Services Caseworker Turnover Rate	22.5%	23.5%
Conservatorship Caseworker Turnover Rate	18.9%	20.4%
B.1.1. Strategy: CPS DIRECT DELIVERY STAFF		
Output (Volume):		
Number of Completed Child Protective Investigations (CPI)	181,608	185,100
Number of Completed Residential Child Abuse/Neglect Investigations	1,960	1,960
Number of Completed Day Care Child Abuse/Neglect Investigations	1,747	1,750
Number of Completed Alternative Response Stages	34,827	37,467
Number of Confirmed Child Protective Investigation Cases of Child Abuse/Neglect	46,142	47,029
Number of Confirmed Residential Child Abuse/Neglect Reports	107	111
Number of Confirmed Day Care Child Abuse/Neglect Reports	235	229
Number of Children in FPS Conservatorship Who Are Adopted	5,826	5,937
Efficiencies:		
CPS Daily Caseload Per Worker: Investigation	13.6	13.6
CPS Daily Caseload Per Worker: Residential Child Abuse/Neglect Investigations	15.9	16.7
CPS Daily Caseload Per Worker: Day Care Child Abuse/Neglect Investigations	13.7	14.5

DEPARTMENT OF FAMILY AND PROTECTIVE SERVICES
(Continued)

CPS Daily Caseload Per Worker: Family-Based Safety Services	9.3	9.3
CPS Daily Caseload Per Worker: Substitute Care Services	23.9	23.5
B.1.3. Strategy: TWC CONTRACTED DAY CARE		
Output (Volume):		
Average Number of Days of TWC Foster Day Care Paid Per Month	58,738	60,134
Average Number of Days of TWC Relative Day Care Paid Per Month	33,678	33,676
Average Number of Days of TWC Protective Day Care Paid Per Month	151,845	156,362
Efficiencies:		
Average Daily Cost for TWC Foster Day Care Services	25.79	26.05
Average Daily Cost for TWC Relative Day Care Services	24.11	24.35
Average Daily Cost for TWC Protective Day Care Services	23.92	24.15
B.1.9. Strategy: FOSTER CARE PAYMENTS		
Output (Volume):		
Average Number of FPS-paid Days of Foster Care Per Month	510,166	508,773
Average Number of Children (FTE) Served in FPS-paid Foster Care Per Month	16,727	16,727
Efficiencies:		
Average Monthly FPS Expenditures for Foster Care	43,812,367	43,792,229
Average Monthly FPS Payment Per Foster Child (FTE)	2,619.3	2,618.09
B.1.10. Strategy: ADOPTION/PCA PAYMENTS		
Output (Volume):		
Average Number of Children Provided Adoption Subsidy Per Month	53,528	55,261
Average Monthly Number of Children Receiving Permanency Care Assistance	5,501	6,253
Efficiencies:		
Average Monthly Payment Per Adoption Subsidy	418.7	419.13
Average Monthly Permanency Care Assistance Payment Per Child	405.78	405.98
B.1.11. Strategy: RELATIVE CAREGIVER PAYMENTS		
Output (Volume):		
Average Monthly Number of Children Receiving Monetary Assistance from the Relative and Other Designated Caregiver Program Per Month	9,283	9,511
Efficiencies:		
Average Monthly Cost Per Child Receiving Monetary Assistance from the Relative and Other Designated Caregiver Program	352.29	351.33
C. Goal: PREVENTION PROGRAMS		
Outcome (Results/Impact):		
Percent of STAR & CYD Youth Not Referred to Juvenile Justice Department	97.4%	97%
C.1.1. Strategy: STAR PROGRAM		
Output (Volume):		
Average Number of STAR Youth Served Per Month	6,146	6,227
C.1.2. Strategy: CYD PROGRAM		
Output (Volume):		
Average Number of CYD Youth Served Per Month	5,994	5,994
C.1.4. Strategy: OTHER AT-RISK PREVENTION PROGRAMS		
Output (Volume):		
Average Monthly Number of Youth or Parents Served in Programs Other Than STAR, CYD or CBAP	6,086	6,086
D. Goal: ADULT PROTECTIVE SERVICES		
Outcome (Results/Impact):		
Percent of Elderly Persons and Persons with Disabilities Found to Be in a State of Abuse/Neglect/Exploitation Who Receive Protective Services	78.3%	78.3%
Percent of Repeat Maltreatment within Six Months of Intake (APS)	9.8%	9.8%
Adult Protective Services In-Home Caseworker Turnover Rate	21.3	21.4
D.1.1. Strategy: APS DIRECT DELIVERY STAFF		
Output (Volume):		
Number of Completed APS In-Home Investigations	82,308	82,295
Number of Confirmed APS In-Home Investigations	47,512	47,504
Efficiencies:		
APS Daily Caseload Per Worker (In-Home)	30	30
D.1.3. Strategy: APS PURCHASED EMERGENCY CLIENT SVCS		
Output (Volume):		
Average Number of Clients Receiving APS Purchased Emergency Client Services	984	984

DEPARTMENT OF FAMILY AND PROTECTIVE SERVICES
(Continued)

Efficiencies:

Average Monthly Cost Per Client Receiving APS Purchased	796.06	796.06
Emergency Client Services		

2. Capital Budget. None of the funds appropriated above may be expended for capital budget items except as listed below. The amounts shown below shall be expended only for the purposes shown and are not available for expenditure for other purposes. Amounts appropriated above and identified in this provision as appropriations either for "Lease Payments to the Master Lease Purchase Program" or for items with an "(MLPP)" notation shall be expended only for the purpose of making lease-purchase payments to the Texas Public Finance Authority pursuant to the provisions of Government Code §1232.103.

	2020	2021
a. Acquisition of Information Resource Technologies		
(1) Seat Management	\$ 9,658,118	\$ 9,761,677
(2) Information Management Protecting Adults & Children in Texas System	6,000,000	6,000,000
(3) Administrative Systems	600,000	630,000
(4) Refresh Smart Phones	0	1,800,000
Total, Acquisition of Information Resource Technologies	\$ 16,258,118	\$ 18,191,677
b. Data Center Consolidation		
(1) Data Center Consolidation	\$ 8,826,125	\$ 9,214,698
Total, Capital Budget	\$ 25,084,243	\$ 27,406,375
Method of Financing (Capital Budget):		
<u>General Revenue Fund</u>		
General Revenue Fund	\$ 16,489,717	\$ 18,933,571
GR Match for Medicaid Account No. 758	262,377	309,791
Subtotal, General Revenue Fund	\$ 16,752,094	\$ 19,243,362
Federal Funds	\$ 8,332,149	\$ 8,163,013
Total, Method of Financing	\$ 25,084,243	\$ 27,406,375

3. Limitation on Expenditures for Conservatorship Suits. No general revenue funds appropriated to the Department of Family and Protective Services (DFPS) may be used to pay for legal representation for children or their parents in suits in which DFPS is seeking to be named conservator except in situations where the Governor declares it an emergency and with prior written approval of the Legislative Budget Board and the Governor.

To request approval, DFPS shall submit in a timely manner a written request to the Legislative Budget Board and the Governor that includes the following information:

- a. a detailed explanation of the purpose(s) of the expenditure and whether the expenditure will be one-time or ongoing;
- b. the name of the strategy or strategies affected by the expenditure and the method of financing and FTEs for each strategy by fiscal year;
- c. the impact of the expenditure on performance levels and, where relevant, a comparison to targets included in this Act for the affected strategy or strategies; and
- d. the impact of the expenditure on the capital budget.

Additional information requested by the Legislative Budget Board or the Governor should be provided in a timely manner. The request and information provided subsequently shall be prepared in a format specified by the Legislative Budget Board.

The request shall be considered to be disapproved unless the Legislative Budget Board and the Governor issue written approvals within 30 business days of the date on which the staff of the Legislative Budget Board concludes its review of the request and forwards the review to the Chair

DEPARTMENT OF FAMILY AND PROTECTIVE SERVICES
(Continued)

of the House Appropriations Committee, Chair of the Senate Finance Committee, Speaker of the House, and Lieutenant Governor. Any requests for additional information made by the Legislative Budget Board shall interrupt the counting of the 30 business days.

- 4. Accounting of Support Costs.** The Comptroller of Public Accounts shall establish separate accounts from which certain support costs shall be paid. The Department of Family and Protective Services (DFPS) may make transfers into separate accounts from line item programs in order to pay for these expenses in an efficient and effective manner. Only costs not directly attributable to a single program may be budgeted in or paid from these accounts. Items to be budgeted in and paid from these accounts include but are not limited to: postage, occupancy costs, equipment repair, telephones, office printing costs, supplies, freight and transport costs, telephone system costs, and salary and travel costs of staff whose function supports several programs. DFPS shall be responsible for quarterly allocations of these costs to the original programs.

- 5. Foster Care Payments, Adoption Subsidies, and Permanency Care Assistance Payments.** Notwithstanding Article IX, Sec. 14.01, Appropriation Transfers and Article IX, Sec. 14.03, Transfers - Capital Budget in this Act, the Department of Family and Protective Services (DFPS) may only transfer funds into or out of Strategy B.1.9, Foster Care Payments or into or out of Strategy B.1.10, Adoption Subsidy and Permanency Care Assistance Payments, with the prior written approval of the Legislative Budget Board and the Governor.

- 6. Other Reporting Requirements.**
 - a. Federal Reports.** The Department of Family and Protective Services (DFPS) shall submit the following information to the Legislative Budget Board and the Governor no later than the date the respective report is submitted to the federal government:
 - (1) Notification of proposed State Plan amendments or waivers for the Foster Care and Adoption Assistance program, the Child Welfare Services program, and any other federal grant requiring a state plan. State plan amendments and waiver submissions shall also be provided to the Senate Health and Human Services, House Human Services, and House Public Health committees.
 - (2) A copy of each report or petition submitted to the federal government relating to the Foster Care and Adoption Assistance program, the Child Welfare Services program, and any other federal grant requiring a state plan, including federal petition disapprovals, expenditure reports, cost allocation revisions and any loss of federal funding due to noncompliance with federal regulation.

 - b. Federal Issues.** DFPS shall notify the Legislative Budget Board and the Governor on a timely basis about emerging issues that could result in the loss of more than \$1 million in federal revenue assumed in the appropriations act.

 - c. Monthly Financial Reports.** DFPS shall submit the following information to the Legislative Budget Board and the Governor no later than 30 calendar days after the close of each month:
 - (1) Information on appropriated, budgeted, expended, and projected funds, by strategy and method of finance.
 - (2) A report detailing revenues, expenditures, and balances for earned federal funds as of the last day of the prior month.
 - (3) Narrative explanations of significant budget adjustments, ongoing budget issues, and other items as appropriate.
 - (4) A report providing a breakdown of the budgeted versus actual Child Protective Services Direct Delivery Full-time Equivalents (FTE) by case stage and by region.
 - (5) Select Child Protective Services performance measures continued from the fiscal year 2017 critical needs reports, as determined by the Legislative Budget Board.
 - (6) Any other information requested by the Legislative Budget Board or the Governor.

DEPARTMENT OF FAMILY AND PROTECTIVE SERVICES
(Continued)

The monthly financial reports shall be prepared in a format specified by the Legislative Budget Board.

- d. **Quarterly Updates.** DFPS shall submit the following information to the Legislative Budget Board and the Governor on a quarterly basis for each month in fiscal years 2017 through 2021 beginning September 1, 2019: program expenditures and projected expenditures by method of finance, and performance measure targets for Strategies A.1.1, Statewide Intake; B.1.1, CPS Direct Delivery Staff; B.1.3, Texas Workforce Commission (TWC) Contracted Day Care; B.1.9, Foster Care Payments; B.1.10, Adoption Subsidy and Permanency Care Assistance Payments; B.1.11, Relative Caregiver Payments; and D.1.1, APS Direct Delivery Staff. DFPS shall also submit data used to calculate the performance measure actuals for Strategy A.1.1, Statewide Intake, Strategy B.1.1, CPS Direct Delivery Staff and Strategy D.1.1, APS Direct Delivery Staff as well as other statewide intake data related to call abandonment.
- e. **Litigation Involving Child Welfare Services Providers.** DFPS shall notify the Legislative Budget Board and the Governor in a timely manner about any pending litigation against DFPS or against any entity providing child welfare services under contract with DFPS, and the subject matter of the litigation.

The reports shall be prepared and submitted within 30 days of the end of each quarter in a format specified by the Legislative Budget Board.

- f. **Monthly Data and Forecasts.** Notwithstanding Article II, Special Provisions, Sec. 8, Caseload and Expenditure Reporting Requirements, DFPS shall submit actual and projected caseloads and related expenditure amounts to the Legislative Budget Board and the Governor, for foster care, adoption assistance, permanency care assistance, relative caregiver, community-based care, and day care. Data for other programs shall be submitted upon request of the Legislative Budget Board or the Governor. The data shall be submitted in a format specified by the Legislative Budget Board. At the request of the Legislative Budget Board or the Governor supporting documentation detailing the sources and methodologies utilized to develop any caseload or expenditure projections and any other supporting material must be provided.

7. Limitation on Expenditures for Texas Workforce Commission (TWC) Contracted Day Care.

- (a) Notwithstanding Article IX, Sec. 14.01, Appropriation Transfers and Article IX, Sec. 14.03, Transfers - Capital Budget in this Act, the Department of Family and Protective Services (DFPS) may not transfer funds into or out of Strategy B.1.3, TWC Contracted Day Care, without the prior written approval of the Legislative Budget Board and the Governor.

To request approval, DFPS shall submit a written request to the Legislative Budget Board and the Governor. A request to transfer funds into Strategy B.1.3, TWC Contracted Day Care, must be submitted within 30 days of the date upon which DFPS produces a forecast indicating a need for additional funds and determines they are unable to operate within available appropriations. A request to transfer funds into Strategy B.1.3, TWC Contracted Day Care, must also be submitted at least 90 days prior to when expenditures are expected to exceed available appropriations. A request must include the following information:

- (1) a detailed explanation of the need for day care services and the steps that have been taken to address the need without exceeding the amounts appropriated above;
- (2) the sub-strategies affected by the increase in expenditures; and
- (3) the method of financing and impact on performance levels by fiscal year, including a comparison to performance targets included in this Act.

No expenditure in excess of appropriations made above in Strategy B.1.3, TWC Contracted Day Care, may be made until approved. A request shall be considered disapproved unless the Legislative Budget Board and the Governor issue a written approval within 30 business days of the date on which the staff of the Legislative Budget Board concludes its review of the request and forwards the review to the Chair of the House Appropriations Committee, Chair of the Senate Finance Committee, Speaker of the House, and Lieutenant Governor. Any requests for additional information made by the Legislative Budget Board shall interrupt the counting of the 30 business days.

DEPARTMENT OF FAMILY AND PROTECTIVE SERVICES
(Continued)

- (b) Funds appropriated above in Strategy B.1.3, TWC Contracted Day Care, may be used only to acquire child day care services through TWC.

Expenditures for administrative overhead payments to TWC and local workforce boards in connection with any agreement to provide child day care services shall not exceed 5.0 percent of all amounts paid for child day care services out of funds appropriated above in Strategy B.1.3, TWC Contracted Day Care.

- 8. Human Resources Management Plan.** Out of funds appropriated above, the Department of Family and Protective Services (DFPS) shall develop a Human Resources Management Plan designed to improve employee morale and retention. The plan must focus on reducing employee turnover through better management. DFPS shall report by March 31 and September 30 of each fiscal year to the Senate Finance Committee, the House Committee on Appropriations, the Legislative Budget Board, and the Governor the employee turnover rate, by job category, at the agency during the preceding twelve months. The effectiveness of the agency's plan shall be measured by whether there is a reduction in employee turnover rates at the agency, specifically by the reduction in the turnover rates for caseworkers.
- 9. Appropriation Transfer Between Fiscal Years.** Notwithstanding Article IX, Sec. 14.01, Appropriation Transfers and Article IX, Sec. 14.03, Transfers - Capital Budget in this Act, the Department of Family and Protective Services (DFPS) may transfer appropriations in Strategy B.1.9, Foster Care Payments; and Strategy B.1.10, Adoption Subsidy and Permanency Care Assistance Payments, from fiscal year 2021 to fiscal year 2020, subject to the following conditions provided by this section:
- a. Transfers under this section may be made only with prior written approval of the Legislative Budget Board and the Governor, if costs associated with providing foster care or adoption subsidy payments are expected to exceed the funds appropriated for these payments for fiscal year 2020;
 - b. DFPS may make a one-time adjustment to transfers made under subsection (a) if funds transferred from fiscal year 2021 exceed the amount needed in fiscal year 2020 and contingent upon providing prior notification to the Legislative Budget Board, the Comptroller of Public Accounts, and the Governor by October 31, 2020; and
 - c. A one-time adjustment as described in subsection (b) may occur after October 31, 2020, only upon prior written approval of the Legislative Budget Board and Governor. At the same time, the agency shall provide a copy of the request to the Comptroller of Public Accounts. Additional information requested by the Legislative Budget Board or Governor should be provided in a timely manner. The request and information provided subsequently shall be prepared in a format specified by the Legislative Budget Board.

A request under subsections (a) or (c) shall be considered approved unless the Legislative Budget Board and the Governor issue a written disapproval within 30 business days of the date on which the staff of the Legislative Budget Board concludes its review of the request and forwards the review to the Chair of the House Appropriations Committee, Chair of the Senate Finance Committee, Speaker of the House, and Lieutenant Governor. Any request for additional information made by the Legislative Budget Board shall interrupt the counting of the 30 business days.

10. Limitation on Transfers: CPS and APS Direct Delivery Staff.

- a. **Funding.** Notwithstanding Article IX, Sec. 14.01, Appropriation Transfers and Article IX, Sec. 14.03, Transfers - Capital Budget in this Act, the Department of Family and Protective Services (DFPS) shall not transfer funds into or out of Strategy B.1.1, CPS Direct Delivery Staff, or Strategy D.1.1, APS Direct Delivery Staff, without the prior written approval of the Legislative Budget Board and the Governor.
- b. **Full-time-equivalent (FTE) Positions.** Out of the FTE positions indicated above to DFPS, 9,959.4 positions for fiscal year 2020 and 9,414.4 positions for fiscal year 2021 are allocated to Strategy B.1.1, CPS Direct Delivery Staff, and 790.8 positions for fiscal year 2020 and 796.8 positions for fiscal year are allocated to the Strategy D.1.1, APS Direct Delivery Staff.

DEPARTMENT OF FAMILY AND PROTECTIVE SERVICES
(Continued)

Notwithstanding any other transfer provision in this Act, none of the FTEs allocated by this rider to DFPS, may be transferred to any other item of appropriation or utilized for any purpose other than the specific purpose for which the FTEs are allocated without the prior written approval of the Legislative Budget Board and the Governor.

- c. **Limitations on Transfers: Request for Approval.** To request approval for the transfer of funds and/or FTEs, DFPS shall submit at least 60 days prior to when the funds or FTEs are intended to be expended or reallocated for a different purpose, or 60 days prior to when the expenditures are projected to be more than amounts appropriated due to the number of paid FTEs, a written request to the Legislative Budget Board and the Governor that includes the following information:
- (1) a detailed explanation of the purpose(s) of the transfer and whether the expenditure will be one-time or ongoing;
 - (2) the name of the strategy or strategies affected by the transfer, and the method of finance and FTEs for each program by fiscal year;
 - (3) an estimate of performance levels and, where relevant, a comparison to targets included in this Act for both the originating and the receiving programs; and
 - (4) the capital budget impact.

Additional information requested by the Legislative Budget Board or the Governor should be provided in a timely manner. The request and information provided subsequently shall be prepared in a format specified by the Legislative Budget Board.

The transfer request shall be considered to be disapproved unless the Legislative Budget Board and the Governor issue written approvals within 30 business days of the date on which the staff of the Legislative Budget Board concludes its review of the request and forwards the review to the Chair of the House Appropriations Committee, Chair of the Senate Finance Committee, Speaker of the House, and Lieutenant Governor. Any requests for additional information made by the Legislative Budget Board shall interrupt the counting of the 30 business days.

The Comptroller of Public Accounts shall not allow the transfer of funds if the Legislative Budget Board provides notification to the Comptroller of Public Accounts that the requirements of this provision have not been satisfied.

11. Medicaid and Title IV-E Federal Funds. Out of the funds appropriated above for Child Protective Services and Adult Protective Services, the Department of Family and Protective Services (DFPS) shall maximize the use of federal entitlement funds from the Medicaid and Title IV-E Foster Care, Adoption Assistance, and Permanency Care Assistance programs.

- a. **Appropriations for Child Protective Services.** Included in the amounts appropriated above for child protective services are the following amounts of federal entitlement funds from the Medicaid and Title IV-E Foster Care and Adoption Assistance programs:
- (1) Strategy B.1.1, CPS Direct Delivery Staff: \$7,679,001 in Medicaid Federal Funds and \$67,332,260 in Title IV-E Federal Funds for fiscal year 2020, and \$7,807,996 in Medicaid Federal Funds and \$68,490,959 in Title IV-E Federal Funds for fiscal year 2021; and
 - (2) Strategy B.1.2, CPS Program Support: \$282,380 in Medicaid Federal Funds and \$7,187,935 in Title IV-E Federal Funds for fiscal year 2020, and \$282,172 in Medicaid Federal Funds and \$7,186,078 in Title IV-E Federal Funds for fiscal year 2021.
- b. **Appropriations for Adult Protective Services.** Included in the amounts appropriated above for adult protective services are the following amounts of federal entitlement funds from the Medicaid program:
- (1) Strategy D.1.1, APS Direct Delivery Staff: \$1,897,010 in Medicaid Federal Funds for fiscal year 2020, and \$1,899,925 in Medicaid Federal Funds for fiscal year 2021; and

DEPARTMENT OF FAMILY AND PROTECTIVE SERVICES
(Continued)

(2) Strategy D.1.2, APS Program Support: \$150,213 in Medicaid Federal Funds for fiscal year 2020, and \$153,700 in Medicaid Federal Funds for fiscal year 2021.

c. **Limitation on Use of General Revenue Funds and TANF Federal Funds.** In the event that federal entitlement funds exceed the amounts noted above, DFPS may spend General Revenue Funds and TANF Federal Funds thereby made available in Strategies B.1.1, CPS Direct Delivery Staff; B.1.2, CPS Program Support; D.1.1, APS Direct Delivery Staff; and D.1.2, APS Program Support with the prior written approval of the Legislative Budget Board and the Governor.

d. **Request for Approval to Use General Revenue Funds and TANF Federal Funds.** To request approval pursuant to subsection (c) above, DFPS shall submit a written request to the Legislative Budget Board and the Governor that includes the following information:

- (1) the reason for and amount of federal entitlement funds that exceeds the amounts noted in subsection (a) or (b) above;
- (2) a detailed explanation of the purpose(s) of the expenditure and whether the expenditure will be one-time or ongoing;
- (3) the name of the strategy or strategies affected by the expenditure and the method of financing and FTEs for each strategy by fiscal year;
- (4) the impact of the expenditure on performance levels and, where relevant, a comparison to targets included in this Act for the affected strategy or strategies; and
- (5) the impact of the expenditure on the capital budget.

Additional information requested by the Legislative Budget Board or the Governor should be provided in a timely manner. The request and information provided subsequently shall be prepared and submitted in a format specified by the Legislative Budget Board.

e. The Comptroller of Public Accounts shall not allow the expenditure of funds if the Legislative Budget Board provides notification to the Comptroller of Public Accounts that the requirements of this provision have not been satisfied.

12. Reimbursement of Advisory Committee Members. Out of funds appropriated above in Strategies B.1.2, CPS Program Support; B.1.6, PAL Purchased Client Services; and E.1.1, Central Administration, and pursuant to Government Code §2110.004, reimbursement of expenses for advisory committee members, is not to exceed the amounts stated below per fiscal year and is limited to the following advisory committees:

Parent Collaboration Group	\$20,000
Promote Adoption of Minority Children Advisory Committee	\$19,200
Youth Leadership Council	\$22,800
Family and Protective Services Council	\$15,000

To the maximum extent possible, the Department of Family and Protective Services shall encourage the use of videoconferencing and teleconferencing and shall schedule meetings and locations to facilitate the travel of participants so that they may return the same day and reduce the need to reimburse members for overnight stays.

13. CPS Investigative Pay. The Department of Family and Protective Services is authorized to provide \$5,000 per fiscal year to child protective services investigation caseworkers and supervisors. The pay shall be paid at the rate of \$416.67 per month, or pro-rata portion if a partial month is worked in the position. This pay is in addition to the salary rates stipulated by the General Provisions of this Act relating to the position classifications and assigned salary ranges.

14. Child and Family Services Review Process. None of the funds appropriated above to the Department of Family and Protective Services (DFPS) may be used to pay for federal penalties associated with the Child and Family Services Review process without the prior written approval of the Legislative Budget Board and the Governor.

To request approval, DFPS shall submit in a timely manner a written request to the Legislative Budget Board and the Governor that includes the following information:

DEPARTMENT OF FAMILY AND PROTECTIVE SERVICES
(Continued)

- a. a copy of the federal document imposing and/or assessing the penalty;
- b. a detailed explanation of the reason for the penalty and the efforts that were undertaken to avoid the penalty;
- c. the name of the strategy or strategies affected by the expenditure and the method of financing and FTEs for each strategy by fiscal year;
- d. the impact of the expenditure on performance levels and, where relevant, a comparison to targets included in this Act for the affected strategy or strategies; and
- e. the impact of the expenditure on the capital budget.

Additional information requested by the Legislative Budget Board or the Governor should be provided in a timely manner. The request and information provided subsequently shall be prepared in a format specified by the Legislative Budget Board.

The request shall be considered to be disapproved unless the Legislative Budget Board and the Governor issue written approvals within 30 business days of the date on which the staff of the Legislative Budget Board concludes its review of the request and forwards the review to the Chair of the House Appropriations Committee, Chair of the Senate Finance Committee, Speaker of the House, and Lieutenant Governor. Any requests for additional information made by the Legislative Budget Board shall interrupt the counting of the 30 business days.

15. Community-based Care. Out of funds appropriated above to the Department of Family and Protective Services (DFPS) in Strategy B.1.2, CPS Program Support, the agency shall:

- a. Report selected performance measures identified by the Legislative Budget Board that will allow for comparative analysis between the legacy foster care and the Community-based Care systems. The report shall be prepared in a format specified by the Legislative Budget Board and shall be submitted March 31 and September 30 of each fiscal year of the biennium. The report shall be provided to the Legislative Budget Board, the Governor, the House Committee on Appropriations, the Senate Committee on Finance, the House Committee on Human Services, the Senate Committee on Health and Human Services, and any standing Joint Legislative Oversight Committees, as appropriate. The report shall also be posted on the agency's webpage in order to ensure transparency with stakeholders. The report shall contain: the most recent data for the selected comparative performance measures, an analysis of the data that identifies trends and related impact occurring in the Community-based Care system, identification and analysis of factors negatively impacting any outcomes, recommendations to address problems identified from the data, and any other information necessary to determine the status of the Community-based Care system.
- b. Ensure that all tasks, related FTEs, and associated funding to be transferred from DFPS to a Single Source Continuum Contractor (SSCC) are clearly identified and agreed upon by DFPS and the SSCC prior to each subsequent rollout.
- c. Develop an annual progressive intervention plan and contingency plan for the continuity of foster care service delivery in the event that a Community-based Care contract is terminated. This plan should be published on the DFPS website prior to the first day of each fiscal year.

16. College Degree Pay. The Department of Family and Protective Services (DFPS) may pay 3.4 percent to 6.8 percent above the current base salary for employees with targeted college degrees determined by DFPS to be relevant to their positions. The targeted degrees include but are not limited to: social work, counseling, early childhood education, psychology, criminal justice, elementary or secondary education, sociology, human services and child development.

17. Limitation on Transfers: Relative Caregiver Payments. Notwithstanding Article IX, Sec. 14.01, Appropriation Transfers and Article IX, Sec. 14.03, Transfers - Capital Budget in this Act, the Department of Family and Protective Services (DFPS) may not transfer funds into or out of Strategy B.1.11, Relative Caregiver Payments, without the prior written approval of the Legislative Budget Board and the Governor. Included in amounts appropriated above in Strategy B.1.11, Relative Caregiver Payments, is \$299,036 in General Revenue and \$381,964 in TANF

DEPARTMENT OF FAMILY AND PROTECTIVE SERVICES
(Continued)

Federal Funds for fiscal year 2020 and \$234,658 in General Revenue and \$391,342 in TANF Federal Funds for fiscal year 2021 for post-permanency payments as authorized by Section 264.755(f), Family Code.

Appropriations assume DFPS will account for post-permanency payments in the fiscal year in which the post-permanency payments are made.

- 18. Youth Specialist Activities.** Out of funds appropriated above in Strategy B.1.6, PAL Purchased Services, the Department of Family and Protective Services (DFPS) shall allocate \$100,000 in General Revenue Funds in fiscal year 2020 and \$100,000 in General Revenue Funds in fiscal year 2021 for regional youth leadership specialist and youth specialist activities, including:
- a. assisting DFPS with the development of services, policies, and procedures for foster youth;
 - b. the creation and coordination of leadership opportunities for foster youth;
 - c. assisting foster youth in understanding the foster children's bill of rights developed under Section 263.008, Family Code;
 - d. coordinating and facilitating the operation of the regional youth leadership councils;
 - e. facilitation of the operation of the state youth leadership council;
 - f. training for regional youth specialists and the youth specialist at the state office; and travel to the regional youth leadership council and state youth leadership council; and
 - g. travel to the regional youth leadership council and state youth leadership council.
- 19. Mentoring Stipend.** Out of funds appropriated above, the Department of Family and Protective Services may pay additional compensation for the mentoring of new employees as a means to increase worker retention. The additional compensation may not exceed \$300 per month to be included in the employee's monthly compensation, proportional to the hours paid during the month.
- 20. Family Finding Collaboration.** Out of funds appropriated above in Strategy B.1.2, CPS Program Support, the Department of Family and Protective Services (DFPS) shall allocate \$321,800 in General Revenue Funds in fiscal year 2020 and \$321,800 in General Revenue Funds in fiscal year 2021 for a contract with a statewide organization for volunteer advocate programs authorized under Family Code, Section 264.602. Funding shall be used for personnel, developing curriculum, training and other necessary costs to support family finding efforts and the Collaborative Family Engagement model in order to increase permanency options and other beneficial outcomes for children and youth in state custody. DFPS shall enter into a memorandum of understanding with volunteer advocates programs to specify the respective roles of volunteer advocates programs and local CPS offices. Funds provided through this rider may also be used in collaboration with Single Source Continuum Contractors (SSCC) in Community-based Care regions.
- Not later than December 1, 2020, DFPS shall report to the Legislative Budget Board, the Governor, the Chair of the House Appropriations Committee, the Chair of the Senate Finance Committee, Speaker of the House, Lieutenant Governor, and the permanent standing committees in the House of Representatives and the Senate with jurisdiction over health and human services on the success of the collaboration and its impact on improving permanency outcomes, increasing family involvement and support for children in state care, and improving child well-being.
- 21. Prevention Outcomes.** Not later than December 1, 2020, the Department of Family and Protective Services (DFPS) shall report on the effectiveness of the Prevention and Early Intervention (PEI) programs. Specifically, DFPS shall report the number of families served for each program, how appropriations provided for the 2020-21 biennium are being expended, and whether:
- a. Parents abuse or neglect their children during or up to 3 years after receiving services;
 - b. Youth are referred to juvenile courts during or after services;
 - c. Protective factors in parenting have increased (based on a validated pre and post survey);

DEPARTMENT OF FAMILY AND PROTECTIVE SERVICES
(Continued)

- d. The programs focused on children ages three and under helped to reduce the number of child fatalities;
- e. The parents receiving the services had any prior CPS involvement; and
- f. Any other outcome measures DFPS determines are appropriate based on the Strategic Plan for PEI pursuant to Family Code, Sec. 265.005.

The report shall be provided to the Legislative Budget Board, the Governor, the Chair of the House Appropriations Committee, Chair of the Senate Finance Committee, Speaker of the House, Lieutenant Governor, and the permanent standing committees in the House of Representatives and the Senate with jurisdiction over health and human services.

- 22. On-Call Pay.** It is expressly provided that the Department of Family and Protective Services, to the extent permitted by law, may pay compensation for on-call time at the following rates: credit for one hour of base pay worked for each day of on-call during the normal work week, and two hours of base pay worked for each day of on-call during a weekend and on holidays. This credit shall be in addition to actual hours worked during normal duty hours and actual hours worked during on-call status. For employees subject to the Fair Labor Standards Act (FLSA), an hour of on-call service shall be considered to be an hour worked during the week for purposes of the FLSA only to the extent required by federal law.

- 23. High Risk Pay.** The Department of Family and Protective Services may pay additional compensation for the following positions effective September 1, 2019:

- Child Protective Services Investigative caseworker and human service technician
- Child Protective Services Conservatorship caseworker and human service technician
- Child Protective Services Family Based Safety Services caseworker and human service technician
- Child Protective Services Local Permanency Specialist caseworker and human service technician
- Adult Protective Services In-Home caseworker

The additional compensation is in the amount of \$50 per month to be included in the employee's monthly compensation proportional to the hours worked during the month. An employee is no longer eligible to receive this additional compensation beginning with the first day of the month in which an employee is no longer assigned to one of the positions included in this rider.

- 24. Utilization of Appropriate Levels of Care in Foster Care; Reporting Requirements.** Out of funds appropriated above, the Department of Family and Protective Services (DFPS) shall submit a plan to ensure foster children are placed in the most appropriate level of care. The plan shall address steps DFPS will take to avoid increased costs of foster care from children moving to more expensive levels when they become available or from higher than anticipated utilization of new levels including intense plus and treatment foster family rates. Additionally, the plan shall address reducing utilization of child-specific contracts when additional options for placement become available. DFPS shall submit the plan to the Legislative Budget Board no later than December 1, 2019.

Additionally, DFPS shall monitor utilization trends and provide quarterly reports to the Legislative Budget Board identifying any significant changes in distribution of children by level of care, including the fiscal impact of those changes. For any quarterly report with a negative fiscal impact, the report must identify any steps DFPS plans to take to mitigate the fiscal impact. Quarterly reports must be submitted within 60 days of the end of the fiscal quarter.

DFPS shall prepare a report comparing the distribution of children across levels of care prior to and after implementation of new levels. The report shall be submitted to the Legislative Budget Board no later than December 1, 2020.

- 25. Use of Child Protective Services Caseworkers in Hospitals and Clinics.** Out of funds appropriated above in Strategy B.1.1, CPS Direct Delivery Staff, the Department of Family and Protective Services (DFPS) may, as appropriate, assign Child Protective Services (CPS) caseworkers with expertise in providing care to victims of child abuse or neglect, to children's hospitals or specialty clinics in order to facilitate cooperation between DFPS and medical entities.

DEPARTMENT OF FAMILY AND PROTECTIVE SERVICES
(Continued)

26. Informational Listing and Limitations: Foster Care Rates. Amounts appropriated above in Strategy B.1.9, Foster Care Payments are intended to provide the following per child per day rate in fiscal year 2020 and fiscal year 2021:

- a. Basic Foster Family: \$27.07
- b. Basic Child Placing Agency: \$49.54
- c. Basic Residential: \$45.19
- d. Moderate Foster Family: \$47.37
- e. Moderate Child Placing Agency: \$87.36
- f. Moderate Residential: \$108.18
- g. Specialized Foster Family: \$57.86
- h. Specialized Child Placing Agency: \$110.10
- i. Specialized Residential Facility: \$197.69
- j. Intense Foster Family: \$92.43
- k. Intense Child Placing Agency: \$186.42
- l. Intense Residential Facility: \$277.37
- m. Intense Plus: \$400.72
- n. Treatment Foster Care: \$277.37
- o. Intensive Psychiatric Transition Program: \$374.33
- p. Emergency Care Services: \$137.30

Amounts appropriated above in Strategy B.1.9, Foster Care Payments, are intended to provide the following daily rates for Single Source Continuum Contractors in fiscal year 2020 and fiscal year 2021:

- q. Region 3B: Blended Rate of \$86.24 and Exceptional Rate of \$460.37;
- r. Region 2: Blended Rate of \$85.72 and Exceptional Rate of \$460.37;
- s. Region 8A: Blended Rate of \$86.36 and Exceptional Rate of \$460.37; and
- t. Regions 1 and 8B: Blended Rate of \$84.56 in fiscal year 2020 and Exceptional Rate of \$460.37.

Out of funds appropriated above in Strategy B.1.9, Foster Care Payments, the Department of Family and Protective Services (DFPS) is required to reimburse foster families at least \$27.07 per day per child during the 2020-21 biennium.

None of the funds appropriated above to DFPS may be used to reimburse a provider for foster care services in an amount that exceeds the applicable foster care reimbursement rate, as established by the Health and Human Services Commission for a child at that service level, approved by the Legislative Budget Board and the Governor, unless DFPS is unable to locate a provider that is willing and able to provide a safe and appropriate placement at the applicable rate.

27. Cash Flow Contingency. The Department of Family and Protective Services (DFPS) may temporarily utilize General Revenue funds appropriated in all Strategies in Goal E, Indirect Administration, and in all Strategies in Goal F, Agency-wide Automated Systems, for temporary cash flow needs. The transfer and reimbursement of funds shall be made under procedures established by the Comptroller of Public Accounts to ensure all borrowed funds are reimbursed to the Treasury on or before August 31, 2021. In the event that cash flow contingency amounts are

DEPARTMENT OF FAMILY AND PROTECTIVE SERVICES
(Continued)

not returned in a timely manner, the Legislative Budget Board may direct that the Comptroller of Public Accounts lapse the related amounts. DFPS shall report all transfers of General Revenue to the Legislative Budget Board and the Governor in the required Monthly Financial Report.

28. Contingency for Behavioral Health Funds. Notwithstanding appropriation authority granted above, the Comptroller of Public Accounts shall not allow the expenditure of General Revenue-Related behavioral health funds for the Department of Family and Protective Services in Strategies B.1.7, Substance Abuse Purchased Services, B.1.8, Other CPS Purchased Services, B.1.9, Foster Care Payments, and D.1.3, APS Purchased Emergency Client Services, in fiscal year 2020 or fiscal year 2021, as identified in Art. IX, Sec. 10.04, Statewide Behavioral Health Strategic Plan and Coordinated Expenditures, if the Legislative Budget Board provides notification to the Comptroller of Public Accounts that the agency's planned expenditure of those funds in fiscal year 2020 or fiscal year 2021 does not satisfy the requirements of Art. IX, Sec. 10.04, Statewide Behavioral Health Strategic Plan and Coordinated Expenditures.

29. Limitations: Community-based Care Payments.

(a) Included in amounts appropriated above in Strategies B.1.1, CPS Direct Delivery Staff, and B.1.9, Foster Care Payments, is \$204,170,020 in All Funds (\$163,774,201 in General Revenue) in fiscal year 2020 and \$297,222,536 in All Funds (\$243,266,521 in General Revenue) in fiscal year 2021 for Community-based Care (CBC) in Regions 3B, 2, 8A, 1, and 8B as authorized by Family Code, Chapter 264. Funding shall be allocated as follows:

(1) In Region 3B:

(A) For Stage I:

- (i) \$45,065,634 in All Funds (\$32,885,855 in General Revenue) in fiscal year 2020 and \$44,743,509 in All Funds (\$32,440,202 in General Revenue) in fiscal year 2021 in Strategy B.1.9 for foster care payments;
- (ii) \$2,416,575 in General Revenue in fiscal year 2020 and \$2,405,934 in General Revenue in fiscal year 2021 in Strategy B.1.9 for network support payments; and
- (iii) \$3,126,001 in General Revenue in each fiscal year of the 2020-21 biennium in Strategy B.1.1 for resource transfers.

(B) For Stage II:

- (i) \$1,805,594 in All Funds (\$1,623,752 in General Revenue) in each fiscal year of the 2020-21 biennium in Strategy B.1.1 for start-up costs;
- (ii) \$1,207,820 in General Revenue in fiscal year 2020 and \$1,207,821 in General Revenue in fiscal year 2021 in Strategy B.1.1 for network support payments;
- (iii) \$10,155,951 in All Funds (\$9,152,013 in General Revenue) in fiscal year 2020 and \$20,311,901 in All Funds (\$18,304,026 in General Revenue) in fiscal year 2021 in Strategy B.1.1 for resource transfers; and
- (iv) \$2,551,508 in All Funds (\$2,294,545 in General Revenue) in fiscal year 2020 and \$5,103,016 in All Funds (\$4,589,092 in General Revenue) in fiscal year 2021 in Strategy B.1.1 for additional resource transfers.

(2) In Region 2:

(A) For Stage I:

- (i) \$23,624,261 in All Funds (\$17,827,514 in General Revenue) in fiscal year 2020 and \$23,559,714 in All Funds (\$17,679,607 in General Revenue) in fiscal year 2021 in Strategy B.1.9 for foster care payments;

DEPARTMENT OF FAMILY AND PROTECTIVE SERVICES
(Continued)

- (ii) \$1,430,700 in General Revenue in each fiscal year of the 2020-21 biennium in Strategy B.1.9 for network support payments;
 - (iii) \$1,350,000 in General Revenue in each fiscal year of the 2020-21 biennium in Strategy B.1.1 for resource transfers.
- (B) For Stage II:
- (i) \$828,455 in All Funds (\$745,021 in General Revenue) in fiscal year 2020 and \$828,456 in All Funds (\$745,022 in General Revenue) in fiscal year 2021 in Strategy B.1.1 for start-up costs;
 - (ii) \$988,136 in General Revenue in fiscal year 2020 and \$988,137 in General Revenue in fiscal year 2021 in Strategy B.1.1 for network support payments;
 - (iii) \$3,784,551 in All Funds (\$3,410,262 in General Revenue) in fiscal year 2020 and \$15,402,244 in All Funds (\$13,878,972 in General Revenue) in fiscal year 2021 in Strategy B.1.1 for resource transfers; and
 - (iv) \$2,500,000 in General Revenue in fiscal year 2020 and \$3,500,000 in General Revenue in fiscal year 2021 in Strategy B.1.1 for additional resource transfers.
- (3) In Region 8A:
- (A) For Stage I:
- (i) \$62,551,757 in All Funds (\$47,203,268 in General Revenue) in fiscal year 2020 and \$62,380,850 in All Funds (\$46,811,643 in General Revenue) in fiscal year 2021 in Strategy B.1.9 for foster care payments;
 - (ii) \$3,760,100 in General Revenue in each fiscal year of the 2020-21 biennium in Strategy B.1.9 for network support payments; and
 - (iii) \$4,230,000 in General Revenue in each fiscal year of the 2020-21 biennium in Strategy B.1.1 for resource transfers.
- (B) For Stage II:
- (i) \$2,168,396 in All Funds (\$1,950,017 in General Revenue) in fiscal year 2020 and \$2,168,397 in All Funds (\$1,950,017 in General Revenue) in fiscal year 2021 in Strategy B.1.1 for start-up costs;
 - (ii) \$1,940,850 in General Revenue in each fiscal year of the 2020-21 biennium in Strategy B.1.1 for network support payments;
 - (iii) \$3,005,999 in All Funds (\$2,708,545 in General Revenue) in fiscal year 2020 and \$38,724,341 in All Funds (\$34,892,430 in General Revenue) in fiscal year 2021 in Strategy B.1.1 for resource transfers; and
 - (iv) \$3,500,000 in General Revenue in fiscal year 2020 and \$5,500,000 in General Revenue in fiscal year 2021 in Strategy B.1.1 for additional resource transfers.
- (4) In Region 1:
- (A) For Stage I:
- (i) \$13,727,028 in All Funds (\$10,358,791 in General Revenue) in fiscal year 2020 and \$27,298,546 in All Funds (\$20,485,290 in General Revenue) in fiscal year 2021 in Strategy B.1.9 for foster care payments;
 - (ii) \$840,750 in General Revenue in fiscal year 2020 and \$1,681,500 in General Revenue in fiscal year 2021 in Strategy B.1.9 for network support payments; and

DEPARTMENT OF FAMILY AND PROTECTIVE SERVICES
(Continued)

- (iii) \$974,889 in All Funds (\$877,736 in General Revenue) in fiscal year 2020 and \$1,955,323 in All Funds (\$1,760,471 in General Revenue) in fiscal year 2021 in Strategy B.1.1 for resource transfers.
 - (5) In Region 8B:
 - (A) For Stage I:
 - (i) \$997,000 in General Revenue in fiscal year 2020 in Strategy B.1.1 for start-up costs;
 - (ii) \$4,751,373 in All Funds (\$3,585,516 in General Revenue) in fiscal year 2020 and \$18,754,256 in All Funds (\$14,073,510 in General Revenue) in fiscal year 2021 in Strategy B.1.9 for foster care payments;
 - (iii) \$289,275 in General Revenue in fiscal year 2020 and \$1,155,200 in General Revenue in fiscal year 2021 in Strategy B.1.9 for network support payments; and
 - (iv) \$232,929 in All Funds (\$209,671 in General Revenue) in fiscal year 2020 and \$1,545,657 in All Funds (\$1,391,755 in General Revenue) in fiscal year 2021 in Strategy B.1.1 for resource transfers.
 - (6) \$364,488 in General Revenue in fiscal year 2020 and \$364,489 in General Revenue in fiscal year 2021 in Strategy B.1.1, for Child and Adolescent Needs and Strengths (CANS) assessments.
 - (b) The amounts identified in subsections (a)(1), (a)(2), (a)(3), (a)(4), (a)(5), and (a)(6) shall be expended only for the specific purposes listed above and are not to be expended on any other item of appropriation without the prior written approval of the Legislative Budget Board and the Governor.
 - (c) DFPS shall continue the use of an independent evaluation to complete process and outcome evaluations throughout the entire rollout and implementation of CBC in each established catchment area. All evaluations shall be provided to the Legislative Budget Board, the Governor, the House Committee on Appropriations, the Senate Committee on Finance, the House Committee on Human Services, and the Senate Committee on Health and Human Services.
 - (d) DFPS shall also provide status reports on the implementation of CBC into Regions 1 and 8B and into Stage II in Regions 3B, 2, and 8A. Status reports shall be provided on October 1 and April 1 of each year to the Legislative Budget Board and the Governor.
 - (e) DFPS shall make every effort to enter into efficient contracts with Single Source Continuum Contractors related to the transfer of case management functions. DFPS shall provide notification to the Legislative Budget Board and the Governor of any amount expended above the appropriated amount for additional resource transfer in Regions 2 or 8, including the reason(s) for the additional need, amounts, and method of financing.
- 30. Placement Process and Capacity Tracking.** Out of funds appropriated above in Strategy B.1.2, CPS Program Support, the Department of Family and Protective Services (DFPS) shall evaluate and provide a report on the Centralized Placement Units that takes into consideration:
 - (a) placement capacity tracking;
 - (b) enforcement of contract requirements for licensed providers to give the agency accurate and timely data about placement availability;
 - (c) continuity of placement staff assignment and appropriateness of placement staff workload;
 - (d) assessment of multiple placement disruptions;
 - (e) Continuous Quality Improvement for placement process; and,

DEPARTMENT OF FAMILY AND PROTECTIVE SERVICES
(Continued)

- (f) planning and coordination for placement process between the legacy system and roll-out of Community-based Care across the state.

Not later than September 1, 2020, DFPS shall report the findings and recommendations to the Legislative Budget Board, the Governor, the House Committee on Appropriations, the Senate Committee on Finance, the House Committee on Human Services, and the Senate Committee on Health and Human Services.

31. Rate Limitations. For the purposes of this rider, "rate" is defined to include all provider reimbursements (regardless of methodology).

- (a) The Department of Family and Protective Services (DFPS) may not pay any rate that would result in expenditures that exceed, in any fiscal year, the amounts appropriated by this Act to a strategy for the services to which the rate applies without the prior written approval of the Legislative Budget Board and the Governor. To request approval for such a rate, DFPS shall submit a written request to the Legislative Budget Board and the Governor. At the same time, the agency shall provide a copy of the request to the Comptroller of Public Accounts. The request shall include the following information:
 - (1) a list of each new rate and/or the existing rate and the proposed rate change;
 - (2) an estimate of the fiscal impact of the new rate and/or rate change, by fiscal year; and
 - (3) the amount of General Revenue Funds, TANF Federal Funds, and All Funds, by fiscal year, by which each rate would exceed appropriated funding.
- (b) A request pursuant to subsection (a) shall be considered approved unless the Legislative Budget Board or the Governor issues a written disapproval within 30 business days of the date on which the staff of the Legislative Budget Board concludes its review of the request for approval of the rate and forwards its review to the Chair of the House Appropriations Committee, Chair of the Senate Finance Committee, Speaker of the House, and Lieutenant Governor. Any request for additional information made the Legislative Budget Board shall interrupt the counting of the 30 days.
- (c) Additional information requested by the Legislative Budget Board or the Governor should be provided in a timely manner. Requests and information provided subsequently shall be prepared in a format specified by the Legislative Budget Board.
- (d) The Office of the State Auditor may review the fiscal impact information along with supporting documentation, supporting records, and justification for the rate increase and report back to the Legislative Budget Board and the Governor before the rate is implemented.

32. Faith and Community Based Partner Coordination. To the extent allowed by federal and state regulations, and in accordance with Ch. 535 of the Government Code, the Department of Family and Protective Services (DFPS) shall use appropriations included in all Strategies in Goal C, Prevention Programs, to maintain a coordinated and comprehensive strategy for engaging and collaborating with faith and community based partners, including the designation of a single point of contact for public and community partners.

33. Human Trafficking Prevention. Out of the funds appropriated above for the Department of Family and Protective Services in Strategy E.1.1, Central Administration, \$615,619 in All Funds (\$613,606 in General Revenue and \$120 in General Revenue Match for Medicaid Account No. 758) and 5.0 FTEs in fiscal year 2020, and \$595,527 in All Funds (\$592,788 in General Revenue and \$122 in General Revenue Match for Medicaid Account No. 758) and 5.0 FTEs for fiscal year 2021, shall be used to fund the continuation and expansion of prevention of human trafficking.

34. Contractor Penalties and Incentives. The Department of Family and Protective Services (DFPS) is appropriated in Strategy B.1.2, CPS Program Support for the 2020-21 biennium, any revenue collected as of August 31, 2019 and any revenue collected in each fiscal year of the 2020-21 biennium from Revenue Object Code 3770 as Appropriated Receipts from financial penalties collected from contractors under section 40.058(f)(2) of the Human Resource Code for failing to meet specified performance outcomes. Amounts appropriated from Appropriated Receipts from Revenue Object Code 3770 shall be used to award incentives to contractors who exceed contractually specified performance outcomes. Incentive amounts may be paid only from available

DEPARTMENT OF FAMILY AND PROTECTIVE SERVICES
(Continued)

funds collected for this purpose in Revenue Object Code 3770. DFPS shall report all revenue collected in Revenue Object Code 3770 to the Legislative Budget Board and the Governor in the required Monthly Financial Report. Any unexpended and unobligated balances remaining from amounts appropriated as of August 31, 2020 are appropriated for the same purposes for the fiscal year beginning September 1, 2020.

- 35. Substance Abuse and Other Purchased Services.** The Department of Family and Protective Services (DFPS) shall develop and implement a plan to control costs and remain within appropriations for the 2020-21 biennium in Strategy B.1.7, Substance Abuse Purchased Services. The plan may include evaluating policies relating to the utilization of substance abuse purchased services to ensure they are appropriate and cost-effective and the re-procurement or renegotiation of contracts related to drug testing to ensure the best value for the state. DFPS shall also identify the total number of services that were purchased in Strategies B.1.4, Adoption Purchased Services, B.1.6, PAL Purchased Services, B.1.7, Substance Abuse Purchased Services, and B.1.8, Other CPS Purchased Services, as well as the total number of substance abuse and other purchased services that were court ordered by strategy.

Not later than December 1, 2020, DFPS shall submit the plan to the Legislative Budget Board and the Governor.

- 36. Caseworker and Management Ratio Study.** Out of funds appropriated above, in Strategy E.1.1, Central Administration, the Department of Family and Protective Services (DFPS) shall evaluate management to caseworker ratios for Child and Adult Protective Services to determine the effects of alternative ratios on expenditures and agency operations.

DFPS shall report the findings of the study to the Legislative Budget Board, the Governor, and permanent committees in the House of Representatives and the Senate with jurisdiction over health and human services and appropriations by September 1, 2020.

- 37. Adult Protective Services (APS) and Statewide Intake (SWI) Salaries.** In order to increase employee retention, out of funds appropriated above in Strategy A.1.1, Statewide Intake and Strategy D.1.1, APS Direct Delivery Staff, the Department of Family and Protective Services shall direct funds for pay raises for APS caseworkers and supervisors, and SWI frontline staff to any rate within the employee's salary group range for appropriate merit increases and retention strategies.

- 38. At-Risk Prevention Programs and Services.** Out of funds appropriated above in Strategy C.1.4, Other At-Risk Prevention Programs, the Department of Family and Protective Services (DFPS) shall allocate for the state fiscal biennium beginning September 1, 2019, \$3,050,000 in All Funds for one or more competitively procured established statewide networks of community-based prevention programs that provide evidence-based programs delivered by trained full-time staff, and address conditions resulting in negative outcomes for children and youth. Any vendor selected to deliver these services must provide dollar-for-dollar matching funds. All other funding appropriated in Strategy C.1.4, Other At-Risk Prevention Programs, shall be used for child abuse and neglect prevention programs in accordance with the strategic plan developed by DFPS under Section 265.005 of the Family Code.

- 39. Improved Outcomes Pilot.** Out of funds appropriated above in Strategy C.1.4, Other At-Risk Prevention Programs, the Department of Family and Protective Services (DFPS) shall allocate \$100,000 in General Revenue in each fiscal year to implement a pilot program aimed at improving outcomes for children at highest risk of re-entering the child protective services system. The pilot shall:

- a. be evidence-based or incorporate promising practices;
- b. be implemented in a county with a population over 800,000; and
- c. aim to reduce the child's interaction with the juvenile justice system, reduce teen pregnancy and increase graduation rates over the span of the child's youth.

DEPARTMENT OF FAMILY AND PROTECTIVE SERVICES
(Continued)

Not later than December 1, 2020, DFPS shall report to the Legislative Budget Board, the Governor, the Chair of the House Appropriations Committee, the Chair of the Senate Finance Committee, Speaker of the House, Lieutenant Governor, and the permanent standing committees in the House of Representatives and the Senate with jurisdiction over health and human services on the success of the pilot program in improving outcomes.

- 40. Reporting Requirement on Child Removals by Race and Ethnic Group.** The Department of Family and Protective Services shall report, by October 1 of each year of the biennium, to the House Appropriations Committee, the Senate Finance Committee, the Legislative Budget Board, and the Governor, the number of children removed from their homes by child protective services and the number of children investigated, by race and ethnic group, in the seven largest urban regions of the state during the preceding fiscal year.
- 41. Texas Home Visiting Program and Nurse Family Partnership Program.** Included in amounts appropriated above to the Department of Family and Protective Services in Strategy C.1.5, Home Visiting Programs, is:
- (a) \$397,000 in General Revenue Funds and \$16,176,334 in Federal Funds in fiscal year 2020, and \$397,000 in General Revenue Funds and \$16,176,334 in Federal Funds in fiscal year 2021 for services in the Texas Home Visiting Program; and
 - (b) \$5,060,671 in General Revenue Funds and \$12,265,702 in Federal Funds in fiscal year 2020, and \$5,060,672 in General Revenue Funds and \$12,265,702 in Federal Funds in fiscal year 2021 for services in the Nurse Family Partnership Program.
 - (c) Support costs for these programs are included in Strategy C.1.6, At-Risk Prevention Program Support, and are not included in sections (a) through (b).
- 42. Appropriation of Unexpended Balance for Prevention Programs.** All unexpended balances appropriated above for Strategies in Goal C, Prevention Program, for the fiscal year ending August 31, 2020 are hereby appropriated for the same purposes for the fiscal year beginning September 1, 2020. The Department of Family and Protective Services shall notify the Legislative Budget Board and the Governor as to why the appropriations were unexpended, and how they will be used, prior to budgeting and expending the balances. The notification shall be prepared in a format specified by the Legislative Budget Board.
- 43. Community-based Care Oversight Staff.** Included in amounts appropriated above for the Department of Family and Protective Services in Strategies in Goal E, Indirect Administration, is \$5,508,111 in All Funds (\$4,966,563 in General Revenue and \$541,548 in Federal Funds) and included in the "Number of Full-time Equivalents" (FTEs) is 12.0 FTEs in fiscal year 2020, and 44.0 FTEs in fiscal year 2021, for case management oversight staff in Regions 2 and 8A, a background check unit, and information technology (IT) technical support staff to assist in the implementation and oversight of Community-based Care into existing regions and new regions. The amounts identified for the "Number of Full-time Equivalents" is in addition to the 14.0 FTEs in each fiscal year related to the oversight of transferred foster care case management services in Region 3B.

DEPARTMENT OF STATE HEALTH SERVICES

	For the Years Ending	
	August 31, 2020	August 31, 2021
	<u>2020</u>	<u>2021</u>
Method of Financing:		
<u>General Revenue Fund</u>		
General Revenue Fund	\$ 201,912,003	\$ 190,286,701
GR Match for Medicaid Account No. 758	2,788,918	2,788,918
GR for Maternal and Child Health Block Grant Account No. 8003	19,429,609	19,429,609
GR for HIV Services Account No. 8005	53,232,093	53,232,091
General Revenue - Insurance Companies Maintenance Tax and Insurance Department Fees Account No. 8042	<u>6,313,767</u>	<u>6,313,765</u>
Subtotal, General Revenue Fund	\$ 283,676,390	\$ 272,051,084

DEPARTMENT OF STATE HEALTH SERVICES
(Continued)

General Revenue Fund - Dedicated

Vital Statistics Account No. 019	\$ 4,697,214	\$ 4,697,213
Food and Drug Fee Account No. 341	1,783,632	1,783,632
Bureau of Emergency Management Account No. 512	2,440,348	2,440,345
Public Health Services Fee Account No. 524	20,075,014	18,794,998
Commission on State Emergency Communications Account No. 5007	1,823,492	1,823,491
Asbestos Removal Licensure Account No. 5017	2,824,389	2,824,389
Workplace Chemicals List Account No. 5020	103,303	103,302
Certificate of Mammography Systems Account No. 5021	1,180,645	1,180,643
Oyster Sales Account No. 5022	108,955	108,954
Food and Drug Registration Account No. 5024	7,030,374	7,030,372
Permanent Fund for Health and Tobacco Education and Enforcement Account No. 5044	424,993	424,993
Permanent Fund Children & Public Health Account No. 5045	312,504	212,504
Permanent Fund for EMS & Trauma Care Account No. 5046	562,503	212,503
Permanent Hospital Fund for Capital Improvements and the Texas Center for Infectious Disease Account No. 5048	799,182	799,182
EMS, Trauma Facilities, Trauma Care Systems Account No. 5108	2,384,303	2,384,302
Trauma Facility and EMS Account No. 5111	115,022,700	115,022,700
Childhood Immunization Account No. 5125	46,000	46,000
Permanent Fund for Health and Tobacco Education and Enforcement-Medicaid Match Account No. 8140	<u>100,000</u>	<u>100,000</u>

Subtotal, General Revenue Fund - Dedicated \$ 161,719,551 \$ 159,989,523

Federal Funds \$ 293,176,496 \$ 293,176,497

Other Funds

Appropriated Receipts	\$ 12,835,365	\$ 12,835,365
State Chest Hospital Fees and Receipts Account No. 707	365,706	365,706
Public Health Medicaid Reimbursements Account No. 709	23,331,118	24,611,131
Interagency Contracts	38,662,531	38,662,531
Bond Proceeds - General Obligation Bonds	3,118,032	3,118,032
License Plate Trust Fund Account No. 0802, estimated	356,000	356,000
HIV Vendor Drug Rebates Account No. 8149	<u>26,000,000</u>	<u>26,000,000</u>

Subtotal, Other Funds \$ 104,668,752 \$ 105,948,765

Total, Method of Financing \$ 843,241,189 \$ 831,165,869

Other Direct and Indirect Costs Appropriated Elsewhere in this Act \$ 13,357,430 \$ 13,435,247

This bill pattern represents an estimated 100% of this agency's estimated total available funds for the biennium.

Number of Full-Time-Equivalents (FTE): 3,268.7 3,249.7

Schedule of Exempt Positions:

Commissioner, Group 8 \$248,412 \$248,412

Items of Appropriation:

A. Goal: PREPAREDNESS AND PREVENTION

Preparedness and Prevention Services.

A.1.1. Strategy: PUBLIC HEALTH PREP. & COORD. SVCS \$ 67,474,410 \$ 66,732,758

Public Health Preparedness and Coordinated Services.

A.1.2. Strategy: VITAL STATISTICS 16,060,536 14,541,732

A.1.3. Strategy: HEALTH REGISTRIES 13,565,994 13,565,994

A.1.4. Strategy: BORDER HEALTH AND COLONIAS 1,796,103 1,796,102

A.1.5. Strategy: HEALTH DATA AND STATISTICS 4,569,691 4,569,691

A.2.1. Strategy: IMMUNIZE CHILDREN & ADULTS IN TEXAS 83,258,302 83,258,301

Immunize Children and Adults in Texas.

A.2.2. Strategy: HIV/STD PREVENTION 214,569,919 214,569,918

A.2.3. Strategy: INFECTIOUS DISEASE PREV/EPI/SURV 17,731,378 17,250,453

Infectious Disease Prevention, Epidemiology and Surveillance.

DEPARTMENT OF STATE HEALTH SERVICES
(Continued)

A.2.4. Strategy: TB SURVEILLANCE & PREVENTION TB Surveillance and Prevention.	34,540,481	34,146,691
A.2.5. Strategy: TX CENTER FOR INFECTIOUS DISEASE Texas Center for Infectious Disease (TCID).	13,146,315	12,749,329
A.3.1. Strategy: CHRONIC DISEASE PREVENTION Health Promotion & Chronic Disease Prevention.	9,658,969	9,633,085
A.3.2. Strategy: REDUCE USE OF TOBACCO PRODUCTS Reducing the Use of Tobacco Products Statewide.	9,747,331	9,747,331
A.4.1. Strategy: LABORATORY SERVICES	<u>67,204,510</u>	<u>58,733,326</u>
Total, Goal A: PREPAREDNESS AND PREVENTION	\$ 553,323,939	\$ 541,294,711
B. Goal: COMMUNITY HEALTH SERVICES		
B.1.1. Strategy: MATERNAL AND CHILD HEALTH	\$ 56,828,169	\$ 56,828,169
B.1.2. Strategy: CHILDREN WITH SPECIAL NEEDS Children with Special Health Care Needs.	9,186,445	9,186,446
B.2.1. Strategy: EMS AND TRAUMA CARE SYSTEMS	126,277,581	125,992,378
B.2.2. Strategy: TEXAS PRIMARY CARE OFFICE	<u>1,666,464</u>	<u>1,666,463</u>
Total, Goal B: COMMUNITY HEALTH SERVICES	\$ 193,958,659	\$ 193,673,456
C. Goal: CONSUMER PROTECTION SERVICES		
C.1.1. Strategy: FOOD (MEAT) AND DRUG SAFETY	\$ 25,411,007	\$ 25,381,651
C.1.2. Strategy: ENVIRONMENTAL HEALTH	6,684,514	6,606,862
C.1.3. Strategy: RADIATION CONTROL	9,300,983	9,300,982
C.1.4. Strategy: TEXAS.GOV Texas.Gov. Estimated and Nontransferable.	<u>701,301</u>	<u>701,299</u>
Total, Goal C: CONSUMER PROTECTION SERVICES	\$ 42,097,805	\$ 41,990,794
D. Goal: AGENCY WIDE IT PROJECTS Agency Wide Information Technology Projects.		
D.1.1. Strategy: AGENCY WIDE IT PROJECTS Agency Wide Information Technology Projects.	\$ 16,474,230	\$ 16,820,360
E. Goal: INDIRECT ADMINISTRATION		
E.1.1. Strategy: CENTRAL ADMINISTRATION	\$ 17,887,902	\$ 17,887,900
E.1.2. Strategy: IT PROGRAM SUPPORT Information Technology Program Support.	15,508,525	15,508,522
E.1.3. Strategy: OTHER SUPPORT SERVICES	2,563,466	2,563,464
E.1.4. Strategy: REGIONAL ADMINISTRATION	<u>1,426,663</u>	<u>1,426,662</u>
Total, Goal E: INDIRECT ADMINISTRATION	\$ 37,386,556	\$ 37,386,548
Grand Total, DEPARTMENT OF STATE HEALTH SERVICES	<u>\$ 843,241,189</u>	<u>\$ 831,165,869</u>
Object-of-Expense Informational Listing:		
Salaries and Wages	\$ 165,664,608	\$ 165,314,447
Other Personnel Costs	6,453,372	6,439,366
Professional Fees and Services	69,526,455	71,006,950
Fuels and Lubricants	294,565	294,565
Consumable Supplies	2,252,883	2,252,883
Utilities	3,344,113	3,304,536
Travel	7,738,522	7,734,822
Rent - Building	815,151	995,151
Rent - Machine and Other	4,600,787	3,852,897
Other Operating Expense	259,295,630	261,244,903
Client Services	2,221,349	2,222,053
Food for Persons - Wards of State	370,403	381,486
Grants	299,138,701	299,269,050
Capital Expenditures	<u>21,524,650</u>	<u>6,852,760</u>
Total, Object-of-Expense Informational Listing	<u>\$ 843,241,189</u>	<u>\$ 831,165,869</u>
Estimated Allocations for Employee Benefits and Debt Service Appropriations Made Elsewhere in this Act:		
<u>Employee Benefits</u>		
Retirement	\$ 13,666,995	\$ 13,735,330
Group Insurance	62,387,397	64,140,094

DEPARTMENT OF STATE HEALTH SERVICES
(Continued)

Social Security	11,071,701	11,127,060
Benefits Replacement	250,432	212,867

Total, Estimated Allocations for Employee Benefits and Debt Service Appropriations Made Elsewhere in this Act	\$ 87,376,525	\$ 89,215,351
--	----------------------	----------------------

1. Performance Measure Targets. The following is a listing of the key performance target levels for the Department of State Health Services. It is the intent of the Legislature that appropriations made by this Act be utilized in the most efficient and effective manner possible to achieve the intended mission of the Department of State Health Services. In order to achieve the objectives and service standards established by this Act, the Department of State Health Services shall make every effort to attain the following designated key performance target levels associated with each item of appropriation.

	2020	2021
A. Goal: PREPAREDNESS AND PREVENTION		
Outcome (Results/Impact):		
Percentage of Staff Reached During Public Health Disaster Response Drills	95%	95%
Vaccination Coverage Levels among Children Aged 19 to 35 Months	72%	72%
Incidence Rate of TB Among Texas Residents	4.2	4.1
Prevalence of Tobacco Use among Middle & High School Youth in Target Areas of Texas	15%	15%
Prevalence of Smoking among Adult Texans	15.8%	15.8%
A.1.2. Strategy: VITAL STATISTICS		
Efficiencies:		
Average Number of Days to Certify or Verify Vital Statistics Records	11	11
A.2.1. Strategy: IMMUNIZE CHILDREN & ADULTS IN TEXAS		
Output (Volume):		
Number of Vaccine Doses Administered to Children	18,495,625	18,495,625
Explanatory:		
Dollar Value (in Millions) of Vaccine Provided by the Federal Government	390	390
A.2.2. Strategy: HIV/STD PREVENTION		
Output (Volume):		
Number of Persons Served by the HIV Medication Program	19,438	19,539
A.2.3. Strategy: INFECTIOUS DISEASE PREV/EPI/SURV		
Output (Volume):		
Number of Communicable Disease Investigations Conducted	300,000	300,000
The Number of Healthcare Facilities Enrolled in Texas Health Care Safety Network	800	800
A.2.4. Strategy: TB SURVEILLANCE & PREVENTION		
Output (Volume):		
Number of Tuberculosis Disease Investigations Conducted	20,800	22,100
A.2.5. Strategy: TX CENTER FOR INFECTIOUS DISEASE		
Output (Volume):		
Number of Inpatient Days, Texas Center for Infectious Disease	13,140	13,140
B. Goal: COMMUNITY HEALTH SERVICES		
Outcome (Results/Impact):		
Number of Infant Deaths Per Thousand Live Births (Infant Mortality Rate)	5.6	5.54
Percentage of Low Birth Weight Births	8.36%	8.31%
Number of Pregnant Females Age 13-19 Per Thousand (Adolescent Pregnancy Rate)	26.04	25.77
B.2.1. Strategy: EMS AND TRAUMA CARE SYSTEMS		
Output (Volume):		
Number of Emergency Health Care Providers (EMS Firms, Hospitals, RACS) Assisted through EMS/Trauma System Funding Programs	2,100	2,100
Number of EMS Providers Licensed, Permitted, Certified, and Registered	25,000	25,000
Explanatory:		
Number of Trauma Facilities	280	280
Number of Stroke Facilities	150	150
Number of Hospitals with Maternal Care Designation	175	225
Number of Hospitals with Neonatal Care Designation	225	225

DEPARTMENT OF STATE HEALTH SERVICES
(Continued)

C. Goal: CONSUMER PROTECTION SERVICES

Outcome (Results/Impact):

Percentage of Licenses Issued within Regulatory Timeframe 99% 99%

C.1.1. Strategy: FOOD (MEAT) AND DRUG SAFETY

Efficiencies:

Average Cost Per Surveillance Activity - Food/Meat and Drug Safety 103 103

C.1.2. Strategy: ENVIRONMENTAL HEALTH

Efficiencies:

Average Cost Per Surveillance Activity - Environmental Health 405 405

C.1.3. Strategy: RADIATION CONTROL

Efficiencies:

Average Cost Per Surveillance Activity - Radiation Control 244 244

2. Capital Budget. None of the funds appropriated above may be expended for capital budget items except as listed below. The amounts shown below shall be expended only for the purposes shown and are not available for expenditure for other purposes. Amounts appropriated above and identified in this provision as appropriations either for "Lease Payments to the Master Lease Purchase Program" or for items with an "(MLPP)" notation shall be expended only for the purpose of making lease-purchase payments to the Texas Public Finance Authority pursuant to the provisions of Government Code, §1232.103.

	2020	2021
a. Repair or Rehabilitation of Buildings and Facilities		
(1) Laboratory Repair and Renovation	\$ 10,226,200	\$ 1,234,000
(2) DSHS Repair and Renovation	613,541	UB
(3) Texas Center for Infectious Disease Repair and Renovation	750,221	199,961
(4) Vital Events Records Fire Suppression	125,000	125,000
Total, Repair or Rehabilitation of Buildings and Facilities	\$ 11,714,962	\$ 1,558,961
b. Acquisition of Information Resource Technologies		
(1) HIV2000 RECN ARIES Replacement (HRAR) Implementation Project	\$ 4,000,000	\$ 930,000
(2) Seat Management	3,038,465	2,457,657
(3) IT Accessibility	1,079,943	1,079,943
(4) Enhance Registries - THISIS	525,590	1,422,445
(5) Emergency Medical Services Trauma Registry Project	781,881	756,881
(6) Texas Public Health Information Network Enhancements	316,929	250,000
(7) Inventory Tracking Electronic Asset Management System (ITEAMS)	2,624,768	2,463,566
(8) Child Health Reporting System (CHRS)	273,650	UB
(9) Peri Hep B Database Replacement	641,506	UB
(10) TVFC Provider Portal (EVI/TEAMS)	3,523,679	2,486,463
(11) ImmTrac2	334,654	UB
(12) Upgrade Laboratory Information Management Software	2,465,181	3,422,918
(13) Texas Enhancement of the National Electronic Disease Surveillance System	2,019,097	1,496,940
(14) Blood Lead Registry Modification	1,300,000	UB
(15) Video Direct Observation Technology	183,733	UB
Total, Acquisition of Information Resource Technologies	\$ 23,109,076	\$ 16,766,813
c. Transportation Items		
(1) Vehicles	\$ 1,250,422	\$ UB
d. Acquisition of Capital Equipment and Items		
(1) Miscellaneous Lab Equipment	\$ 2,313,385	\$ 2,199,700
(2) Texas Vaccine For Children (TVFC) Data Loggers	149,999	149,999

DEPARTMENT OF STATE HEALTH SERVICES
(Continued)

(3) DSHS Miscellaneous Equipment	65,842	40,000
(4) Equipment, Shelving, and Record Tracking for Vital Records	756,010	522,222
 Total, Acquisition of Capital Equipment and Items	 \$ 3,285,236	 \$ 2,911,921
 e. Data Center Consolidation		
(1) Data Center Consolidation	\$ 13,251,752	\$ 14,178,688
 f. Cybersecurity		
(1) Cybersecurity	\$ 830,998	\$ 830,998
(2) IT Security	1,200,000	1,200,000
 Total, Cybersecurity	 \$ 2,030,998	 \$ 2,030,998
 Total, Capital Budget	 \$ 54,642,446	 \$ 37,447,381
 Method of Financing (Capital Budget):		
<u>General Revenue Fund</u>		
General Revenue Fund	\$ 29,864,140	\$ 19,691,232
GR for HIV Services Account No. 8005	4,805,937	4,376,674
 Subtotal, General Revenue Fund	 \$ 34,670,077	 \$ 24,067,906
<u>General Revenue Fund - Dedicated</u>		
Vital Statistics Account No. 019	\$ 32,025	\$ 32,025
Food and Drug Fee Account No. 341	4,802	4,802
Public Health Services Fee Account No. 524	1,660,932	1,741,172
Asbestos Removal Licensure Account No. 5017	25,442	25,443
Food and Drug Registration Account No. 5024	76,248	76,248
 Subtotal, General Revenue Fund - Dedicated	 \$ 1,799,449	 \$ 1,879,690
 Federal Funds	 \$ 9,764,133	 \$ 5,878,694
<u>Other Funds</u>		
Appropriated Receipts	\$ 1,325,559	\$ 1,091,771
Public Health Medicaid Reimbursements Account No. 709	74,537	90,097
Interagency Contracts	787,175	762,175
HIV Vendor Drug Rebates Account No. 8149	6,221,516	3,677,048
 Subtotal, Other Funds	 \$ 8,408,787	 \$ 5,621,091
 Total, Method of Financing	 \$ 54,642,446	 \$ 37,447,381

3. Appropriations Limited to Revenue Collections. Fees, fines, and other miscellaneous revenues as authorized and generated by the Department of State Health Services shall cover, at a minimum, the cost of the appropriations made for the programs listed in the table below, as well as the "other direct and indirect costs" associated with these programs, appropriated elsewhere in this Act. "Other direct and indirect costs" for these programs are estimated to be \$13,357,430 for fiscal year 2020 and \$13,435,247 for fiscal year 2021.

- a. This requirement shall apply to revenues generated in the following strategies and deposited under the following revenue codes or account numbers.

Strategy	Revenue Code or Account
A.1.2. Vital Statistics	019 Vital Statistics
C.1.1. Food (Meat) & Drug Safety	341 Food & Drug Retail Fee
	5022 Oyster Sales
	5024 Food & Drug Registration

DEPARTMENT OF STATE HEALTH SERVICES
(Continued)

Fees deposited into General Revenue to support C.1.1, Food (Meat) and Drug Safety, including fees deposited under the following Revenue Codes: 3142 (Food Service Worker Training); 3180 (Health Regulation Fees, for Tattoo/Body Piercing Studios); 3400 (Business Fees-Agriculture, for Milk Products); 3414 (Agriculture Inspection Fees, for Meat or Meat Products); 3554 (Food and Drug Fees, for Frozen Dessert Manufacture).

C.1.2. Environmental Health

5017 Asbestos Removal Licensure

Fees deposited into General Revenue to support C.1.2, Environmental Health, including fees deposited under the following Revenue Codes: 3123 (Volatile Chemical Sales Permit); 3180 (Health Regulation Fees, for Lead-Based Paint Certification Program); 3555 (Hazardous Substance Manufacture); and 3573 (Health Licenses for Camps, for Youth).

C.1.3. Radiation Control

5021 Certification of Mammography Systems

Fees deposited into General Revenue to support C.1.3, Radiation Control, including fees deposited under the following Revenue Codes: 3589 (Radioactive Materials and Devices for Equipment Regulation).

- b. Appropriations made herein are contingent upon DSHS assessing fees sufficient to generate revenue to cover the General Revenue appropriations for these programs as well as the related "other direct and indirect costs." In the event that actual and/or projected revenue collections are insufficient to offset the costs identified by this provision, the Legislative Budget Board may direct the Comptroller of Public Accounts to reduce the appropriation authority provided above to be within the amount of revenue expected to be available.

4. Immunization of Employees. Monies appropriated above to the Department of State Health Services may be expended for any immunization which is required of employees at risk in the performance of their duties.

5. Texas.Gov Authority Appropriation.

- a. The Department of State Health Services (DSHS) is authorized in accordance with §2054.252 of the Government Code to increase the occupational license, permit, and registration fees imposed on licensees by an amount sufficient to cover the cost of the subscription fee charged by the Texas.Gov Authority.
- b. Amounts appropriated above to DSHS include \$701,301 in fiscal year 2020 and \$701,299 in fiscal year 2021 in revenue collected for license and certification fees in Strategy C.1.4, Texas.Gov, for the purpose of paying Texas.Gov subscription fees.
- c. In the event that actual and/or projected revenue collections from fee increases to cover the cost of Texas.Gov subscription fees are insufficient to offset the costs identified above, the Comptroller is hereby directed to reduce the appropriation authority provided by this Act to DSHS to be within the amount of fee revenue expected to be available.
- d. For new licensing applications, DSHS is hereby appropriated the additional revenue generated from occupational license, permit, or registration fees in excess of the Comptroller's biennial revenue estimate for the 2020-21 biennium for the sole purpose of payment to the Texas.Gov Authority contractor of subscription fees for implementing and maintaining electronic services for the department. DSHS, upon completion of necessary actions to access or increase fees, shall furnish an annual schedule of the number of license issuances or renewals and associated annual fee total, and any other supporting

DEPARTMENT OF STATE HEALTH SERVICES
(Continued)

documentation to the Comptroller and the Legislative Budget Board. If the Comptroller finds the information sufficient to support the projection of increased revenues, a notification letter will be issued and the contingent appropriation made available for the intended purposes.

- e. DSHS shall notify the Legislative Budget Board and the Comptroller of Public Accounts in writing upon receiving an exemption from participating in Texas.Gov. Within 45 days of receiving an exemption, DSHS shall provide the Legislative Budget Board and the Comptroller with a report of the effective date, the reason for exemption, and all estimated expenditures for Texas.Gov costs in the fiscal year in which the exemption is made.
- 6. Limitation: Use of General Revenue Associated with Maintenance of Effort.** The Department of State Health Services (DSHS) may change the allocation of General Revenue associated with Maintenance of Efforts (MOEs) for the Maternal and Child Health Services block grant from amounts specified above, contingent upon submission and approval of a written request to the Legislative Budget Board and the Governor. The request shall include the following information:
- a. a detailed explanation of the need for reclassification of the funds; and
 - b. the impact the reclassification will have on current and future MOE requirements.
- DSHS is also directed to provide annual federal reports associated with the MOEs for the aforementioned block grants to the Legislative Budget Board and the Governor.
- Further, DSHS shall not take action or inaction to increase the state's MOE requirement for any federal grant without prior approval of the Legislative Budget Board and the Governor.
- 7. Purchase of Pandemic Flu Vaccines.** Out of funds appropriated above in Strategy A.2.1, Immunize Children and Adults in Texas, the Department of State Health Services (DSHS) shall examine the latest generation of cell culture-derived pandemic flu vaccine. DSHS is strongly encouraged to consider purchasing the latest generation of cell culture-derived pandemic flu vaccine that is available out of state, federal, or other funds.
- 8. Regulation of Outsourcing Facilities.** Out of funds appropriated above in Strategy C.1.1, Food (Meat) and Drug Safety, the Department of State Health Services shall allocate 1.0 FTE and \$136,135 in General Revenue each fiscal year to be used only to follow applicable law and regulate Section 503B of the Federal Food Drug and Cosmetic Act regarding Outsourcing Facilities.
- 9. Collection of Emergency Room Data.** Out of funds appropriated in Strategy A.1.5, Health Data and Statistics, the Department of State Health Services (DSHS) shall collect emergency room data as set forth in Chapter 108 of the Health and Safety Code. DSHS shall use the data to measure and report potentially preventable emergency room visits, including potentially preventable mental health and substance abuse emergency room visits. DSHS shall submit the results of their findings to the Legislative Budget Board, Governor, Chairs of the Committees in each House with jurisdiction over public health issues, and the Statewide Behavioral Health Coordinating Council on an annual basis on or before December 31 of each year.
- 10. Appropriation: Contingent Revenue.** The Department of State Health Services (DSHS) is appropriated for the purposes identified below any additional revenue generated by DSHS above the amounts identified in fiscal year 2020 or fiscal year 2021 in the Comptroller of Public Account's Biennial Revenue Estimate (BRE) for each of the accounts or revenue object identified below. An appropriation from an account or revenue object shall be made available to DSHS once certified by a Comptroller's finding of fact that the amount in the BRE for the account or revenue object for the given fiscal year has been exceeded. An appropriation is limited to revenue generated in fiscal year 2020 or fiscal year 2021 and does not include any balances that have accrued in the account or revenue object code.

By March 1st of each year, DSHS may notify the Comptroller of Public Accounts, the Legislative Budget Board, and the Governor of the amount that DSHS projects will be received in excess of the amounts contained in the BRE for each of the accounts listed below, along with sufficient information to reflect how the estimate was determined. If the Comptroller finds the information sufficient to support the projection of additional revenue, a finding of fact to that effect shall be issued to reflect the additional revenue available for each account.

DEPARTMENT OF STATE HEALTH SERVICES
(Continued)

- a. Account No. 341, Food and Drug Retail Fees, for restaurant inspections.
- b. Revenue Object 3175, Account No. 5017, Asbestos Removal Licensure, for asbestos inspections and regulatory activities.
- c. Account No. 5021, Certification of Mammography Systems, for the purpose of certification of mammography facilities.
- d. Account No. 5024, Food and Drug Registration Fees, for food and drug inspections.
- e. Account No. 5022, Oyster Sales, for oyster plant inspections.
- f. Revenue Object 3589 in the General Revenue Fund for Radiation Control regulatory activities.
- g. Revenue Objects 3123, 3555, and 3573 in the General Revenue Fund for environmental regulation.
- h. Account No. 19, Vital Statistics, for processing birth and death certificates and other vital records.
- i. Account No. 512, Bureau of Emergency Management, for licensing Emergency Medical Services personnel and providers.
- j. Account No. 524, Public Health Services Fee for Laboratory activities.

11. Cardiovascular Disease. Out of funds appropriated above in Strategy A.3.1, Chronic Disease Prevention, the Department of State Health Services may expend \$514,013 in General Revenue Funds over the 2020-21 biennium for the Stroke/SEMI (St-Segment Elevation Myocardial Infarction) Data Collection for data collection activities.

12. Estimated Appropriations: Perpetual Care Account. In the event of an incident involving the release of or abandonment of radioactive material and/or contaminated facilities in Texas under the jurisdiction of the Department of State Health Services (DSHS) or the abandonment of mammography films by a facility registered by DSHS and after receiving the written approval of the Legislative Budget Board (LBB) and the Governor and DSHS notifying the Comptroller of Public Accounts, DSHS is appropriated any revenues from DSHS licensees, including the proceeds of securities and interest earned, deposited to the credit of the General Revenue-Dedicated Perpetual Care Account No. 5096, pursuant to Health and Safety Code §401.305 (b) and §401.301 (d) during the biennium beginning September 1, 2019 (estimated to be \$6,579,788). Amounts that exceed \$100,000 are subject to the prior written approval of the LBB and the Governor. Transfers below these thresholds require written notification to the LBB and Governor within 30 days and a report on transfers of all amounts should be submitted to the LBB annually. Upon approval or notification, DSHS shall coordinate with the Comptroller of Public Accounts.

Any unexpended balances from amounts approved by the LBB and the Governor remaining as of August 31, 2019 is appropriated to the agency for the fiscal year beginning September 1, 2019 for the same purpose, subject to the department notifying the Comptroller of Public Accounts, the Legislative Budget Board and the Governor in writing at least 30 days prior to budgeting and expending these balances.

The funds shall be used in Strategy C.1.3, Radiation Control, to mitigate radioactive contamination or abandoned radioactive sources resulting from activities of a DSHS licensee or unlicensed entity or a mammography registrant as provided in the Health and Safety Code, §401.305 (c) - (d), and pursuant to a memorandum of understanding with the Texas Commission on Environmental Quality relating to the regulations for the control of radiation as applicable.

13. Limitation: Transfer Authority.

- a. **Notification Regarding Transfers.** Authority provided in Article IX, Sec. 14.01, Appropriation Transfers, is contingent upon a written notification from Department of State Health Services (DSHS) to the Legislative Budget Board and the Governor at least 30 days prior to the transfer, which includes the following information:

DEPARTMENT OF STATE HEALTH SERVICES
(Continued)

- (1) a detailed explanation of the purpose(s) of the transfer and whether the expenditure will be one-time or ongoing;
 - (2) the name of the originating and receiving strategies and the method of financing and FTEs for each strategy by fiscal year;
 - (3) an estimate of performance levels and, where relevant, a comparison to targets included in this Act for both the originating and the receiving strategies; and
 - (4) the capital budget impact.
- b. **Transfers that Require Prior Approval.** Transfers to Strategies in Goal E, Indirect Administration, from Strategies in other DSHS goals are not permitted without prior written approval. To request approval the agency shall provide the information listed under section (a) to the Legislative Budget Board and the Governor. At the same time, the agency shall provide a copy of the request to the Comptroller of Public Accounts.
- c. **Cost Pools.** Notwithstanding the above limitations, transfers may be made from the appropriation items in section (a) to separate accounts authorized by agency rider and established by the State Comptroller for payment of certain support costs not directly attributable to a single program.
- d. **Cash Management.** Notwithstanding the above limitations, DSHS may temporarily utilize funds for cash flow purposes. All funding used in this manner shall be promptly returned to the originating strategy on or before August 31, 2021. This authorization is subject to limitations established by the Comptroller of Public Accounts.

The Comptroller of Public Accounts shall not allow the transfer of funds authorized by any of the above subsections if the Legislative Budget Board provides notification to the Comptroller of Public Accounts that the requirements of this provision have not been satisfied.

In the case of disaster or other emergency, this provision is superseded by the emergency-related transfer authority in Article IX of this Act.

14. Other Reporting Requirements.

- a. **Federal Reports.** The Department of State Health Services (DSHS) shall submit the following information to the Legislative Budget Board and the Governor no later than the date the respective report is submitted to the federal government:
- (1) Notification of proposed State Plan amendments and waivers for the Maternal and Child Health Block Grant (Title V of the Social Security Act) and any other federal grant requiring a state plan, including, federal petition disapprovals, expenditure reports, and cost allocation revisions and any loss of federal funding due to noncompliance with federal regulations. State Plan amendments and waiver submissions shall also be provided to the Senate Health and Human Services, House Human Services, and House Public Health committees.
 - (2) A copy of each report or petition submitted to the federal government relating to the grants and programs noted above under section a(1).
- b. **Federal Issues.** DSHS shall notify the Legislative Budget Board and the Governor on a timely basis about emerging issues that could result in the loss of more than \$1,000,000 in federal revenue assumed in the appropriations act.
- c. **Monthly Financial Reports.** DSHS shall submit the following information to the Legislative Budget Board and the Governor, and make available to the public, on a monthly basis:
- (1) Information on appropriated, budgeted, expended, and projected funds, by strategy and method of finance.
 - (2) Narrative explanations of significant budget adjustments, ongoing budget issues, and others as appropriate.

DEPARTMENT OF STATE HEALTH SERVICES
(Continued)

- (3) Collections, expenditures, and balances for revenues generated by the department as of the last day of the prior month.
 - (4) Capital budget items, including increases to existing projects and creation of new projects.
 - (5) Any other information requested by the Legislative Budget Board or the Governor.
- d. The monthly financial reports shall be prepared in a format specified by the Legislative Budget Board.
- e. **Fees.** DSHS shall review all of the fee schedules within its authority on an annual basis and update to cover direct and indirect costs of program operations. DSHS shall provide a copy of the report to the Legislative Budget Board and the Governor no later than January 1 of each year of the biennium. The report should include any fee adjustments, rationale and methodology for the change, revenue estimates by each fiscal year, details and justification for direct and indirect costs.
- 15. Reimbursement of Advisory Committee Members.** Pursuant to Government Code §2110.004, or the statute authorizing the specific committee for those committees not subject to Government Code §2110.004, reimbursement of expenses for advisory committee members, out of funds appropriated above not to exceed \$210,000 per fiscal year, is limited to the following advisory committees: Medical Advisory Board, State Child Fatality Review Team Committee, Stock Epinephrine Advisory Committee, Texas Radiation Advisory Board, Preparedness Coordinating Council, Governor's Emergency Medical Services and Trauma Advisory Council, Statewide Health Coordinating Council, Texas Council on Alzheimer's Disease and Related Disorders, Texas Council on Cardiovascular Disease and Stroke, and Texas Diabetes Council.
- Pursuant to Government Code §2110.004, or the statute authorizing the specific committee for those committees not subject to Government Code §2110.004, reimbursement of expenses for advisory committee members, out of funds appropriated above, is limited to any advisory committee member who represents either the general public or consumer on the following advisory committees: Texas HIV Medication Advisory Committee, Promotora Community Health Worker Training and Certification Committee, Healthcare Safety Advisory Committee, and School Health Advisory Committee.
- To the maximum extent possible, the Department of State Health Services shall encourage the use of videoconferencing and teleconferencing and shall schedule meetings and locations to facilitate the travel of participants so that they may return the same day and reduce the need to reimburse members for overnight stays.
- 16. Nuisance Surveys for the Economically Disadvantaged Communities Program.** The Texas Commission on Environmental Quality (TCEQ) and the Water Development Board (WDB) shall reimburse the Department of State Health Services (DSHS) for costs incurred by the agency in conducting nuisance surveys for applicants for financial assistance through the Economically Disadvantaged Communities program administered by the WDB. TCEQ and WDB shall each reimburse such costs through Interagency Contracts with DSHS in an amount not to exceed a total of \$125,000 per agency for the biennium beginning on September 1, 2019.
- 17. School Cafeteria Inspections.** Amounts appropriated above to the Department of State Health Services in Strategy C.1.1, Food (Meat) and Drug Safety include fee revenue (General Revenue) estimated to be \$350,000 in fiscal year 2020 and \$350,000 in fiscal year 2021 from school districts for the purpose of conducting inspections of school cafeterias to achieve compliance with federal regulations issued pursuant to Section 402 of Public Law 296, 124 Stat. 3259 (Healthy, Hunger-Free Kids Act of 2010).
- 18. Tobacco Prevention Funding.** Out of funds appropriated above in Strategy A.3.2, Reduce Use of Tobacco Products, funds provided for activities targeting prevention of youth experimentation with nicotine-containing products shall only be expended on evidence-based and promising practices.
- 19. Local Health Department Performance Measures.** Out of funds appropriated above, the Department of State Health Services (DSHS) shall coordinate with the Public Health Funding and Policy Committee to submit a report on high priority performance measures and attainment by local health departments (LHDs) who receive state-funded grants from DSHS. The report shall be

DEPARTMENT OF STATE HEALTH SERVICES
(Continued)

submitted to the Governor, Lieutenant Governor, Speaker of the House, Legislative Budget Board, Senate Finance Committee, House Appropriations Committee, and the permanent standing committees in the Senate and the House with primary jurisdiction over health and human services no later than November 1, 2020.

- 20. Emerging and Neglected Tropical Diseases Sentinel Surveillance.** Out of funds appropriated above in Strategy A.2.3, Infectious Disease Prevention, Epidemiology, and Surveillance, the Department of State Health Services shall allocate \$300,000 in General Revenue in each fiscal year to implement a sentinel surveillance program to monitor emerging and neglected tropical diseases, as outlined in Health and Safety Code, Chapter 100.
- 21. State Health Care Facility Provisions.** Out of funds appropriated above in Strategy A.2.5, TX Center for Infectious Disease, the Texas Center for Infectious Disease shall provide utilities and inpatient treatment and care services to the San Antonio State Hospital and the San Antonio State School without reimbursement. Third party collections (appropriated receipts) collected by the Texas Center for Infectious Disease are appropriated to Strategy A.2.5, TX Center for Infectious Disease, for the provision of services.
- 22. Texas Center for Infectious Disease Services and Billing.** The Department of State Health Services shall pursue reimbursement, in cases where funding is available, from county governments for tuberculosis services provided to new county indigent patients served at the Texas Center for Infectious Disease.
- 23. Continuity of Public Health Services.** The Department of State Health Services (DSHS) shall ensure continuity of public health services provided in all strategies in Goal A, Preparedness and Prevention Services, Goal B, Community Health Services, and Goal C, Consumer Protection Services. Should the agency determine costs associated with ensuring continuity of public health services would exceed appropriations, DSHS shall utilize Rider 14, Limitation: Transfer Authority, to transfer funds within the agency or coordinate with the Executive Commissioner of the Health and Human Services Commission to utilize Special Provisions Section 6, Limitations on Transfer Authority, to transfer funds from health and human services agencies listed in Article II of this Act.
- 24. HIV Vendor Drug Rebates.** Included in amounts appropriated above in Strategy A.2.2, HIV/STD Prevention, is all rebate revenue earned via the HIV Medication Program and deposited under the Comptroller's Revenue Object Code No. 3552, estimated to be \$26,000,000 in HIV Vendor Drug Rebates Account No. 8149 (Other Funds) each fiscal year of the 2020-21 biennium to administer the HIV/STD program in accordance with the applicable federal law.

Any unexpended and unobligated balances remaining as of August 31, 2019, in HIV Vendor Drug Rebates Account No. 8149 (Other Funds), are appropriated for the fiscal year beginning September 1, 2019, for the same purpose.

Any unexpended balances remaining from amounts appropriated in HIV Vendor Drug Rebates Account No. 8149 (Other Funds) in this rider as of August 31, 2020, are appropriated for the fiscal year beginning September 1, 2020, for the same purpose.

For expenditures which may be funded with rebates, General Revenue Funds, or General Revenue-Dedicated Funds, rebates should be expended first to the extent possible while ensuring the Maintenance of Effort is met with General Revenue expenditures.

No later than November 1 of each fiscal year, DSHS shall report to the Legislative Budget Board the amount of unexpended balances of rebate revenue from the previous fiscal year and the agency's planned use of these balances.

- 25. Permanent Hospital Fund.** Included in amounts appropriated above, in Strategy A.2.5, TX Center for Infectious Disease, is an estimated \$799,182 in General Revenue - Dedicated Permanent Hospital Fund for Capital Improvements and the Texas Center for Infectious Disease Account No. 5048 in each fiscal year of the 2020-21 biennium, from the available earnings of the fund for the purpose of implementing Government Code §403.1066.

In no event may the administrative costs to implement the provisions of the statute exceed 3 percent. Grants and program costs must compose at least 97 percent of the expenditures to implement the provisions of the statute.

DEPARTMENT OF STATE HEALTH SERVICES
(Continued)

Available earnings in excess of the amounts estimated above are appropriated to the Department of State Health Services (DSHS). In the event that amounts available for distribution or investment returns are less than the amounts estimated above, this Act may not be construed as appropriating funds to make up the difference.

Any unexpended balances remaining as of August 31, 2020, from the appropriations made by this Rider are appropriated to the fiscal year beginning September 1, 2020, for the same purpose, subject to DSHS notifying the Legislative Budget Board and the Governor in writing at least 30 days prior to budgeting and expending these balances.

- 26. Contingency for Behavioral Health Funds.** Notwithstanding appropriation authority granted above, the Comptroller of Public Accounts shall not allow the expenditure of General Revenue-Related Funds at the Department of State Health Services in Strategies A.2.2, HIV/STD Prevention, A.2.5, TX Center for Infectious Disease, B.1.1, Maternal and Child Health, and B.1.2, Children with Special Needs in fiscal year 2020 or 2021, as identified in Art. IX §10.04, Statewide Behavioral Health Strategic Plan and Coordinated Expenditures, if the Legislative Budget Board provides notification to the Comptroller of Public Accounts that the agency's planned expenditure of those funds in fiscal year 2020 or fiscal year 2021 does not satisfy the requirements of Art. IX §10.04, Statewide Behavioral Health Strategic Plan and Coordinated Expenditures.
- 27. Unexpended Balances Between and Within the Biennia: Permanent Tobacco Funds.** Included in the amounts appropriated above are unexpended balances remaining as of August 31, 2019, in an amount not to exceed \$100,000 from the Permanent Fund for Children and Public Health (Account No. 5045) in Strategy A.1.1, Public Health Preparedness and Coordinated Services, and in an amount not to exceed \$350,000 from the Permanent Fund for Emergency Medical Services and Trauma Care (Account No. 5046) in Strategy B.2.1, EMS and Trauma Care Systems, for the same purpose for the biennium beginning September 1, 2019.

Any unexpended balances remaining as of August 31, 2020 from the appropriations made in this rider are appropriated to the Department of State Health Services (DSHS) for the fiscal year beginning September 1, 2020 for the same purpose, subject to DSHS notifying the Legislative Budget Board and the Governor in writing at least 30 days prior to budgeting and expending these balances.

- 28. Maternal Mortality and Morbidity.** Amounts appropriated above to the Department of State Health Services (DSHS) in Strategy B.1.1, Maternal and Child Health include the following in each fiscal year of the 2020-21 biennium:
- (a) \$1,330,000 in General Revenue and 6.0 FTEs to implement maternal safety initiatives statewide;
 - (b) \$1,170,000 in General Revenue and 2.0 FTEs to develop and establish a high-risk maternal care coordination services pilot for women of childbearing age, which may include the following:
 - (1) Conducting a statewide assessment of training courses;
 - (2) Studying existing models of high-risk maternal care coordination services;
 - (3) Identifying, adapting, or creating a risk assessment tool to identify pregnant women who are at a higher risk for poor pregnancy, birth, or postpartum outcomes and train providers on use of the risk assessment tools; and
 - (4) Creating educational materials for promotoras or community health workers; and
 - (c) \$1,000,000 in General Revenue to increase public awareness and prevention activities related to maternal mortality and morbidity.

Additionally, out of funds appropriated above, DSHS in coordination with the Maternal Mortality and Morbidity Task Force shall annually collect information relating to postpartum depression screening and treatment under state health programs administered by the Health and Human Services Commission, including Medicaid and Healthy Texas Women.

DEPARTMENT OF STATE HEALTH SERVICES
(Continued)

- 29. Cost Analysis of Outbreak Involving Certain Vaccine Preventable Diseases.** Out of the funds appropriated above, the Department of State Health Services shall study and assess the direct and indirect economic costs incurred by the department and local public health organizations in responding to vaccine preventable diseases outbreaks. Not later than September 1, 2020, the department shall: (1) prepare all findings from the study; (2) submit the findings to the relevant House and Senate committees; and (3) submit the findings to the Public Health Funding and Policy Committee.
- 30. Adult Safety Net Program.** Out of the funds appropriated above in Strategy A.2.1, Immunize Children and Adults in Texas, the Department of State Health Services (DSHS) may make available adult safety net vaccines to local health departments to immunize Medicare-D patients whose insurance does not cover the vaccine at the time of presentation at the local health department. DSHS may only make vaccines available if doing so will not result in need for additional funding or a reduction in vaccines provided to the uninsured adult population. To the extent possible, vaccines provided to Medicare-D patients shall be targeted to lower income persons.
- 31. Estimated Appropriation and Unexpended Balance: Permanent Tobacco Funds.** Included in the amounts appropriated above out of the Permanent Fund for Health and Tobacco Education and Enforcement (Account No. 5044), Permanent Fund for Children and Public Health (Account No. 5045), and Permanent Fund for Emergency Medical Services and Trauma Care (Account No. 5046) is \$850,000 in each fiscal year of the 2020-21 biennium from available earnings from the funds, collected after September 1, 2019 as follows:
- (a) \$424,993 in each fiscal year in General Revenue - Dedicated Account No. 5044 in Strategy A.3.2, Reduce Use of Tobacco Products for tobacco prevention education;
 - (b) \$212,504 in each fiscal year in General Revenue - Dedicated Account No. 5045 in Strategy A.1.1, Public Health Preparedness and Coordinated Services for regional and local health services; and
 - (c) \$212,503 in each fiscal year in General Revenue - Dedicated Account No. 5046 in Strategy B.2.1, Emergency Medical Services and Trauma Care for EMS system development.

In the event that amounts available for distribution or investment returns as determined by the Comptroller of Public Account under Government Code §403.1068, of the Permanent Fund for Health and Tobacco Education and Enforcement, Permanent Fund for Children and Public Health, and Permanent Fund for Emergency Medical Services and Trauma Care are less than the amounts appropriated above, this Act may not be construed as appropriating funds to make up the difference.

Any unexpended balances remaining as of August 31, 2020 from the appropriations made in this rider are appropriated to the Department of State Health Services (DSHS) for the fiscal year beginning September 1, 2020 for the same purpose, subject to DSHS notifying the Legislative Budget Board and the Governor in writing at least 30 days prior to budgeting and expending these balances.

- 32. Increase Salaries for Trained Laboratory Staff.** Included in the amounts appropriated above in Strategy A.4.1, Laboratory Services, the Department of State Health Services (DSHS) shall allocate \$1,885,420 in General Revenue in each fiscal year of the 2020-21 biennium to increase retention of trained laboratory staff. DSHS shall direct funds for salary increases to trained laboratory staff, including chemists, data entry operators, laboratory technicians, microbiologists, molecular biologists, and medical technologists, with prioritization given to laboratory position classifications with the highest turnover rate.
- 33. Transfer from the Cancer Prevention and Research Institute of Texas for the Cancer Registry.** Out of funds appropriated elsewhere in this Act to the Cancer Prevention and Research Institute of Texas (CPRIT) is \$3,118,032 out of General Obligation Bond Proceeds each fiscal year of the 2020-21 biennium which shall be transferred from CPRIT to the Department of State Health Services in Strategy A.1.3, Health Registries, for administration of the Cancer Registry in accordance with the Texas Constitution, Article III, Section 67 and Health and Safety Code, Chapter 102.

DEPARTMENT OF STATE HEALTH SERVICES
(Continued)

- 34. Federally Funded Capital Projects.** Notwithstanding the limitations in Article IX, Section 14.03, Transfers - Capital Budget, the Department of State Health Services is authorized to transfer from a non-capital budget item to an existing capital budget item or a new capital budget item not present in the agency's bill pattern contingent upon:
- a. implementation of a new, unanticipated project that is 100 percent federally funded; or
 - b. the unanticipated expansion of an existing project that is 100 percent federally funded; and
 - c. providing prior written notification to the State Auditor's Office, the Comptroller of Public Accounts, the Legislative Budget Board, and the Governor.

HEALTH AND HUMAN SERVICES COMMISSION

	For the Years Ending	
	August 31, 2020	August 31, 2021
Method of Financing:		
<u>General Revenue Fund</u>		
General Revenue Fund	\$ 1,416,381,157	\$ 1,419,333,892
Medicaid Program Income Account No. 705	50,000,000	50,000,000
Vendor Drug Rebates—Medicaid Account No. 706	814,054,747	825,318,416
GR Match for Medicaid Account No. 758	10,373,322,558	10,451,759,516
Premium Co-Payments, Low Income Children Account No. 3643	5,636,431	6,055,993
GR for Mental Health Block Grant Account No. 8001	301,140,263	301,139,882
GR for Substance Abuse Prevention and Treatment Block Grant Account No. 8002	71,030,936	51,042,084
GR for Maternal and Child Health Block Grant Account No. 8003	20,806,646	20,806,646
GR Match for Federal Funds (Older Americans Act) Account No. 8004	4,256,020	4,256,020
GR Match for Title XXI (CHIP) Account No. 8010	5,957,707	7,770,818
GR Match for Food Stamp Administration Account No. 8014	160,884,918	159,852,965
Tobacco Settlement Receipts Match for Medicaid Account No. 8024	274,000,000	148,000,000
Tobacco Settlement Receipts Match for CHIP Account No. 8025	142,557,038	259,705,147
GR Certified as Match for Medicaid Account No. 8032	281,325,492	272,895,266
Vendor Drug Rebates—Public Health Account No. 8046	12,026,551	12,026,551
Experience Rebates—CHIP Account No. 8054	224,228	578,011
Vendor Drug Rebates—CHIP Account No. 8070	2,781,678	5,228,022
Cost Sharing - Medicaid Clients Account No. 8075	200,000	200,000
Vendor Drug Rebates—Supplemental Rebates Account No. 8081	65,019,260	66,380,100
General Revenue for ECI Account No. 8086	21,645,522	22,076,534
Medicare Giveback Provision Account No. 8092	483,970,376	492,835,200
Subtotal, General Revenue Fund	\$ 14,507,221,528	\$ 14,577,261,063
<u>General Revenue Fund - Dedicated</u>		
Hospital Licensing Account No. 129	\$ 2,715,364	\$ 2,715,364
Compensation to Victims of Crime Account No. 469	10,229,844	10,229,844
Texas Capital Trust Fund Account No. 543	289,802	289,802
Sexual Assault Program Account No. 5010	5,000,000	5,000,000
Home Health Services Account No. 5018	5,633,898	5,633,898
State Owned Multicategorical Teaching Hospital Account No. 5049	439,443	439,443
Quality Assurance Account No. 5080	60,000,000	60,000,000
Medicaid Estate Recovery Account No. 5109	2,300,000	2,300,000
Subtotal, General Revenue Fund - Dedicated	\$ 86,608,351	\$ 86,608,351
<u>Federal Funds</u>		
Federal American Recovery and Reinvestment Fund Account No. 369	\$ 51,410,674	\$ 51,410,674
Federal Funds	22,374,263,670	23,196,199,379
Subtotal, Federal Funds	\$ 22,425,674,344	\$ 23,247,610,053
<u>Other Funds</u>		
Appropriated Receipts	\$ 31,977,729	\$ 31,977,743
State Chest Hospital Fees and Receipts Account No. 707	325,610	325,610
Public Health Medicaid Reimbursements Account No. 709	65,668,882	69,388,869
Interagency Contracts	331,078,720	331,549,037
License Plate Trust Fund Account No. 0802, estimated	26,500	26,500
Interagency Contracts - Transfer from Foundation School Fund No. 193	16,498,102	16,498,102
MH Collections for Patient Support and Maintenance Account No. 8031	1,935,722	1,935,722
MH Appropriated Receipts Account No. 8033	10,906,440	10,906,440
Medicaid Subrogation Receipts (State Share) Account No. 8044	100,000,000	100,000,000
Universal Services Fund Reimbursements Account No. 8051	988,248	988,248
Subrogation Receipts Account No. 8052	303,432	303,432
Appropriated Receipts - Match for Medicaid Account No. 8062	19,860,578	20,177,858
ID Collections for Patient Support and Maintenance Account No. 8095	25,352,370	25,355,401
ID Appropriated Receipts Account No. 8096	527,291	527,428

HEALTH AND HUMAN SERVICES COMMISSION
(Continued)

ID Revolving Fund Receipts Account No. 8098	80,779	80,779
WIC Rebates Account No. 8148	224,959,011	224,959,011
MLPP Revenue Bond Proceeds	208,816,277	0

Subtotal, Other Funds	\$ 1,039,305,691	\$ 835,000,180
-----------------------	------------------	----------------

Total, Method of Financing	\$ 38,058,809,914	\$ 38,746,479,647
-----------------------------------	--------------------------	--------------------------

Other Direct and Indirect Costs Appropriated Elsewhere in this Act	\$ 5,453,150	\$ 5,448,303
---	--------------	--------------

This bill pattern represents an estimated 81.8% of this agency's estimated total available funds for the biennium.

Number of Full-Time-Equivalents (FTE):	37,936.8	38,306.6
--	----------	----------

Schedule of Exempt Positions: Executive Commissioner, Group 9	\$290,258	\$290,258
---	-----------	-----------

Items of Appropriation:

A. Goal: MEDICAID CLIENT SERVICES

Medicaid.

A.1.1. Strategy: AGED AND MEDICARE-RELATED Aged and Medicare-related Eligibility Group.	\$ 5,158,323,175	\$ 5,220,838,643
A.1.2. Strategy: DISABILITY-RELATED Disability-Related Eligibility Group.	6,404,734,740	6,547,648,796
A.1.3. Strategy: PREGNANT WOMEN Pregnant Women Eligibility Group.	1,050,993,642	1,058,423,988
A.1.4. Strategy: OTHER ADULTS Other Adults Eligibility Group.	616,245,991	631,602,967
A.1.5. Strategy: CHILDREN Children Eligibility Group.	5,455,172,879	5,637,369,163
A.1.6. Strategy: MEDICAID PRESCRIPTION DRUGS	3,810,191,923	3,908,060,746
A.1.7. Strategy: HEALTH STEPS (EPSDT) DENTAL	1,184,988,248	1,241,809,183
A.1.8. Strategy: MEDICAL TRANSPORTATION	161,403,834	163,836,415
A.2.1. Strategy: COMMUNITY ATTENDANT SERVICES	843,993,166	875,794,175
A.2.2. Strategy: PRIMARY HOME CARE	21,457,421	21,801,892
A.2.3. Strategy: DAY ACTIVITY & HEALTH SERVICES Day Activity and Health Services (DAHS).	8,479,580	8,481,805
A.2.4. Strategy: NURSING FACILITY PAYMENTS	318,681,378	316,800,567
A.2.5. Strategy: MEDICARE SKILLED NURSING FACILITY	52,124,259	54,201,114
A.2.6. Strategy: HOSPICE	286,442,624	293,784,531
A.2.7. Strategy: INTERMEDIATE CARE FACILITIES - IID Intermediate Care Facilities - for Individuals w/ ID (ICF/IID).	264,548,602	274,357,827
A.3.1. Strategy: HOME AND COMMUNITY-BASED SERVICES Home and Community-based Services (HCS).	1,220,896,368	1,260,673,094
A.3.2. Strategy: COMMUNITY LIVING ASSISTANCE (CLASS) Community Living Assistance and Support Services (CLASS).	298,169,057	303,506,234
A.3.3. Strategy: DEAF-BLIND MULTIPLE DISABILITIES Deaf-Blind Multiple Disabilities (DBMD).	16,810,194	17,002,026
A.3.4. Strategy: TEXAS HOME LIVING WAIVER	113,599,515	109,878,380
A.3.5. Strategy: ALL-INCLUSIVE CARE - ELDERLY (PACE) Program of All-inclusive Care for the Elderly (PACE).	44,901,711	44,903,507
A.4.1. Strategy: NON-FULL BENEFIT PAYMENTS	978,265,141	1,023,581,950
A.4.2. Strategy: MEDICARE PAYMENTS For Clients Dually Eligible for Medicare and Medicaid.	1,989,706,882	2,098,016,592
A.4.3. Strategy: TRANSFORMATION PAYMENTS	114,472,593	121,531,366

Total, Goal A: MEDICAID CLIENT SERVICES	\$ 30,414,602,923	\$ 31,233,904,961
--	--------------------------	--------------------------

HEALTH AND HUMAN SERVICES COMMISSION
(Continued)

B. Goal: MEDICAID & CHIP SUPPORT

Medicaid and CHIP Contracts and Administration.

B.1.1. Strategy: MEDICAID CONTRACTS & ADMINISTRATION	\$ 608,438,761	\$ 642,382,680
Medicaid Contracts and Administration.		
B.1.2. Strategy: CHIP CONTRACTS & ADMINISTRATION	<u>16,814,775</u>	<u>16,814,775</u>
CHIP Contracts and Administration.		

Total, Goal B: MEDICAID & CHIP SUPPORT	\$ 625,253,536	\$ 659,197,455
---	----------------	----------------

C. Goal: CHIP CLIENT SERVICES

Children's Health Insurance Program Services.

C.1.1. Strategy: CHIP	\$ 531,373,734	\$ 578,502,211
Children's Health Insurance Program (CHIP).		
C.1.2. Strategy: CHIP PERINATAL SERVICES	149,795,428	147,971,648
C.1.3. Strategy: CHIP PRESCRIPTION DRUGS	172,923,055	185,467,887
C.1.4. Strategy: CHIP DENTAL SERVICES	<u>115,798,436</u>	<u>127,928,116</u>

Total, Goal C: CHIP CLIENT SERVICES	\$ 969,890,653	\$ 1,039,869,862
--	----------------	------------------

D. Goal: ADDITIONAL HEALTH-RELATED SERVICES

Provide Additional Health-related Services.

D.1.1. Strategy: WOMEN'S HEALTH PROGRAMS	\$ 165,244,813	\$ 181,717,042
D.1.2. Strategy: ALTERNATIVES TO ABORTION	29,020,634	30,855,425
Alternatives to Abortion. Nontransferable.		
D.1.3. Strategy: ECI SERVICES	169,720,796	171,886,178
Early Childhood Intervention Services.		
D.1.4. Strategy: ECI RESPITE & QUALITY ASSURANCE	3,530,966	3,530,966
Ensure ECI Respite Services & Quality ECI Services.		
D.1.5. Strategy: CHILDREN'S BLINDNESS SERVICES	5,748,899	5,748,897
D.1.6. Strategy: AUTISM PROGRAM	7,188,435	7,188,435
D.1.7. Strategy: CHILDREN WITH SPECIAL NEEDS	30,500,815	30,500,818
Children with Special Health Care Needs.		
D.1.8. Strategy: TITLE V DNTL & HLTH SVCS	8,733,928	8,733,928
Title V Dental and Health Services.		
D.1.9. Strategy: KIDNEY HEALTH CARE	18,697,274	18,697,273
D.1.10. Strategy: ADDITIONAL SPECIALTY CARE	6,583,711	6,583,711
D.1.11. Strategy: COMMUNITY PRIMARY CARE SERVICES	12,173,840	12,173,840
D.1.12. Strategy: ABSTINENCE EDUCATION	8,401,916	8,401,916
D.2.1. Strategy: COMMUNITY MENTAL HEALTH SVCS-ADULTS	382,072,316	382,027,886
Community Mental Health Services (MHS) for Adults.		
D.2.2. Strategy: COMMUNITY MENTAL HLTH SVCS-CHILDREN	92,317,798	92,317,798
Community Mental Health Services (MHS) for Children.		
D.2.3. Strategy: COMMUNITY MENTAL HEALTH CRISIS SVCS	171,631,873	171,631,873
Community Mental Health Crisis Services (CMHCS).		
D.2.4. Strategy: SUBSTANCE ABUSE SERVICES	242,176,073	222,187,221
Substance Abuse Prevention, Intervention, and Treatment.		
D.2.5. Strategy: BEHAVIORAL HLTH WAIVER & AMENDMENT	52,299,694	52,299,694
Behavioral Health Waiver and Plan Amendment.		
D.3.1. Strategy: INDIGENT HEALTH CARE REIMBURSEMENT	439,443	439,443
Indigent Health Care Reimbursement (UTMB).		
D.3.2. Strategy: COUNTY INDIGENT HEALTH CARE SVCS	<u>879,126</u>	<u>879,125</u>
County Indigent Health Care Services.		

Total, Goal D: ADDITIONAL HEALTH-RELATED SERVICES	\$ 1,407,362,350	\$ 1,407,801,469
--	------------------	------------------

E. Goal: ENCOURAGE SELF-SUFFICIENCY

E.1.1. Strategy: TANF (CASH ASSISTANCE) GRANTS	\$ 48,077,421	\$ 48,222,493
Temporary Assistance for Needy Families Grants.		

HEALTH AND HUMAN SERVICES COMMISSION
(Continued)

E.1.2. Strategy: PROVIDE WIC SERVICES Provide WIC Services: Benefits, Nutrition Education & Counseling.	<u>812,029,990</u>	<u>812,029,990</u>
Total, Goal E: ENCOURAGE SELF-SUFFICIENCY	\$ 860,107,411	\$ 860,252,483
F. Goal: COMMUNITY & IL SVCS & COORDINATION Community & Independent Living Services & Coordination.		
F.1.1. Strategy: GUARDIANSHIP	\$ 8,954,275	\$ 8,954,275
F.1.2. Strategy: NON-MEDICAID SERVICES	160,657,969	160,657,969
F.1.3. Strategy: NON-MEDICAID IDD COMMUNITY SVCS Non-Medicaid Developmental Disability Community Services.	49,901,920	49,901,921
F.2.1. Strategy: INDEPENDENT LIVING SERVICES Independent Living Services (General, Blind, and CILs).	14,054,286	14,054,286
F.2.2. Strategy: BEST PROGRAM Blindness Education, Screening and Treatment (BEST) Program.	430,000	430,000
F.2.3. Strategy: COMPREHENSIVE REHABILITATION (CRS) Provide Services to People with Spinal Cord/Traumatic Brain Injuries.	23,582,204	23,582,204
F.2.4. Strategy: DEAF AND HARD OF HEARING SERVICES Provide Services to Persons Who Are Deaf or Hard of Hearing.	4,222,658	4,222,658
F.3.1. Strategy: FAMILY VIOLENCE SERVICES	32,654,292	32,654,292
F.3.2. Strategy: CHILD ADVOCACY PROGRAMS	38,563,004	38,563,004
F.3.3. Strategy: ADDITIONAL ADVOCACY PROGRAMS	<u>1,031,195</u>	<u>1,031,195</u>
Total, Goal F: COMMUNITY & IL SVCS & COORDINATION	\$ 334,051,803	\$ 334,051,804
G. Goal: FACILITIES Mental Health State Hospitals, SSLCs and Other Facilities.		
G.1.1. Strategy: STATE SUPPORTED LIVING CENTERS	\$ 700,391,137	\$ 693,967,624
G.2.1. Strategy: MENTAL HEALTH STATE HOSPITALS	442,728,813	456,009,662
G.2.2. Strategy: MENTAL HEALTH COMMUNITY HOSPITALS	135,190,351	135,430,101
G.3.1. Strategy: OTHER FACILITIES Other State Medical Facilities.	5,968,651	5,968,651
G.4.1. Strategy: FACILITY PROGRAM SUPPORT	20,780,578	10,957,078
G.4.2. Strategy: FACILITY CAPITAL REPAIRS & RENOV Capital Repair and Renovation at SSLCs, State Hospitals, and Other.	<u>214,217,036</u>	<u>16,688,740</u>
Total, Goal G: FACILITIES	\$ 1,519,276,566	\$ 1,319,021,856
H. Goal: REGULATORY SERVICES Regulatory, Licensing and Consumer Protection Services.		
H.1.1. Strategy: FACILITY/COMMUNITY-BASED REGULATION Health Care Facilities & Community-based Regulation.	\$ 106,178,663	\$ 106,255,147
H.1.2. Strategy: LTC QUALITY OUTREACH Long-Term Care Quality Outreach.	5,728,354	5,700,127
H.2.1. Strategy: CHILD CARE REGULATION	44,767,599	44,531,213
H.3.1. Strategy: HEALTH CARE PROFESSIONALS & OTHER Credentialing/Certification of Health Care Professionals & Others.	4,612,214	4,591,071
H.4.1. Strategy: TEXAS.GOV Texas.gov. Estimated and Nontransferable.	<u>123,140</u>	<u>123,140</u>
Total, Goal H: REGULATORY SERVICES	\$ 161,409,970	\$ 161,200,698

HEALTH AND HUMAN SERVICES COMMISSION
(Continued)

I. Goal: PGM ELG DETERMINATION & ENROLLMENT

Program Eligibility Determination & Enrollment.

I.1.1. Strategy: INTEGRATED ELIGIBILITY & ENROLLMENT	\$ 637,255,781	\$ 637,262,521
Integrated Financial Eligibility and Enrollment (IEE).		
I.2.1. Strategy: LONG-TERM CARE INTAKE & ACCESS	259,179,004	259,625,081
Intake, Access, and Eligibility to Services and Supports.		
I.3.1. Strategy: TIERS & ELIGIBILITY SUPPORT TECH	113,456,607	112,983,989
Texas Integrated Eligibility Redesign System & Supporting Tech.		
I.3.2. Strategy: TIERS CAPITAL PROJECTS	<u>54,028,655</u>	<u>54,094,304</u>
Texas Integrated Eligibility Redesign System Capital Projects.		

Total, Goal I: PGM ELG DETERMINATION & ENROLLMENT	\$ 1,063,920,047	\$ 1,063,965,895
--	------------------	------------------

J. Goal: DISABILITY DETERMINATION

Provide Disability Determination Services within SSA Guidelines.

J.1.1. Strategy: DISABILITY DETERMINATION SVCS (DDS)	\$ 105,689,732	\$ 105,689,732
Determine Federal SSI and SSDI Eligibility.		

K. Goal: OFFICE OF INSPECTOR GENERAL

K.1.1. Strategy: OFFICE OF INSPECTOR GENERAL	\$ 39,597,274	\$ 39,558,268
K.1.2. Strategy: OIG ADMINISTRATIVE SUPPORT	<u>15,980,307</u>	<u>15,898,991</u>
Office of Inspector General Administrative Support.		

Total, Goal K: OFFICE OF INSPECTOR GENERAL	\$ 55,577,581	\$ 55,457,259
---	---------------	---------------

L. Goal: SYSTEM OVERSIGHT & PROGRAM SUPPORT

HHS Enterprise Oversight and Policy.

L.1.1. Strategy: HHS SYSTEM SUPPORTS	\$ 125,521,481	\$ 105,058,526
Enterprise Oversight and Policy.		
L.1.2. Strategy: IT OVERSIGHT & PROGRAM SUPPORT	248,321,854	233,653,764
Information Technology Capital Projects Oversight & Program Support.		
L.2.1. Strategy: CENTRAL PROGRAM SUPPORT	47,647,755	47,350,396
L.2.2. Strategy: REGIONAL PROGRAM SUPPORT	<u>102,190,295</u>	<u>100,222,398</u>

Total, Goal L: SYSTEM OVERSIGHT & PROGRAM SUPPORT	\$ 523,681,385	\$ 486,285,084
--	----------------	----------------

M. Goal: TEXAS CIVIL COMMITMENT OFFICE

M.1.1. Strategy: TEXAS CIVIL COMMITMENT OFFICE	<u>\$ 17,985,957</u>	<u>\$ 19,781,089</u>
---	----------------------	----------------------

Grand Total, HEALTH AND HUMAN SERVICES COMMISSION	<u>\$ 38,058,809,914</u>	<u>\$ 38,746,479,647</u>
--	--------------------------	--------------------------

Object-of-Expense Informational Listing:

Salaries and Wages	\$ 1,632,197,848	\$ 1,643,254,264
Other Personnel Costs	74,495,450	74,545,419
Professional Fees and Services	1,127,296,980	1,148,149,125
Fuels and Lubricants	5,697,148	5,688,832
Consumable Supplies	21,691,526	21,647,846
Utilities	53,333,604	53,315,916
Travel	36,083,550	36,067,895
Rent - Building	104,115,995	104,946,793
Rent - Machine and Other	43,446,804	43,384,636
Other Operating Expense	467,421,610	463,148,827
Client Services	32,552,240,433	33,459,276,424
Food for Persons - Wards of State	21,284,219	21,258,415
Grants	1,672,029,033	1,635,140,466
Capital Expenditures	<u>247,475,714</u>	<u>36,654,789</u>

Total, Object-of-Expense Informational Listing	<u>\$ 38,058,809,914</u>	<u>\$ 38,746,479,647</u>
---	--------------------------	--------------------------

HEALTH AND HUMAN SERVICES COMMISSION
(Continued)

Estimated Allocations for Employee Benefits and Debt Service Appropriations Made Elsewhere in this Act:

Employee Benefits

Retirement	\$ 142,575,443	\$ 143,288,320
Group Insurance	485,991,089	495,008,687
Social Security	121,089,771	121,695,220
Benefits Replacement	<u>2,070,352</u>	<u>1,759,799</u>

Subtotal, Employee Benefits \$ 751,726,655 \$ 761,752,026

Debt Service

TPFA GO Bond Debt Service	\$ 24,451,813	\$ 20,136,699
Lease Payments	<u>7,545,945</u>	<u>16,710,340</u>

Subtotal, Debt Service \$ 31,997,758 \$ 36,847,039

Total, Estimated Allocations for Employee Benefits and Debt Service Appropriations Made Elsewhere in this Act \$ 783,724,413 \$ 798,599,065

- 1. Performance Measure Targets.** The following is a listing of the key performance target levels for the Health and Human Services Commission. It is the intent of the Legislature that appropriations made by this Act be utilized in the most efficient and effective manner possible to achieve the intended mission of the Health and Human Services Commission. In order to achieve the objectives and service standards established by this Act, the Health and Human Services Commission shall make every effort to attain the following designated key performance target levels associated with each item of appropriation.

	<u>2020</u>	<u>2021</u>
A. Goal: MEDICAID CLIENT SERVICES		
Outcome (Results/Impact):		
Average Medicaid and CHIP Children Recipient Months Per Month	3,269,730	3,353,534
Average Full Benefit Medicaid Recipient Months Per Month	3,925,224	3,984,836
Average Monthly Cost Per Full Benefit Medicaid Client (Includes Drug and LTC)	495.64	511.02
Proportion of Medicaid Recipient Months Enrolled in Managed Care	94.15%	94.16%
Average Number of Members Receiving 1915(c) Waiver Services through Managed Care	67,776	68,391
Average Number of Members Receiving Nursing Facility Care through Managed Care	53,663	54,216
Average Number of Individuals Served per Month: Medically Dependent Children Program	5,497	5,527
Average Number of Individuals Served per Month: Youth Empowerment Services (YES) Waiver Program	1,450	1,450
A.1.1. Strategy: AGED AND MEDICARE-RELATED		
Output (Volume):		
Average Aged and Medicare-Related Recipient Months Per Month: Total Eligibility Group	375,477	379,725
Efficiencies:		
Average Aged and Medicare-Related Cost Per Recipient Month	1,176.16	1,219.68
A.1.2. Strategy: DISABILITY-RELATED		
Output (Volume):		
Average Disability-Related Recipient Months Per Month: Total Eligibility Group	408,228	410,758
Efficiencies:		
Average Disability-Related Cost Per Recipient Month	1,323.53	1,373.6
A.1.3. Strategy: PREGNANT WOMEN		
Output (Volume):		
Average Pregnant Women Recipient Months Per Month	136,374	135,344
Efficiencies:		
Average Pregnant Women Cost Per Recipient Month	649.65	672.48
A.1.4. Strategy: OTHER ADULTS		
Output (Volume):		
Average Other Adult Recipient Months Per Month	138,403	138,454
Efficiencies:		
Average Other Adult Cost Per Recipient Month	374.73	388.13
A.1.5. Strategy: CHILDREN		
Output (Volume):		
Average Income-Eligible Children Recipient Months Per Month	2,833,736	2,887,549
Average STAR Health Foster Care Children Recipient Months Per Month	33,007	33,007

HEALTH AND HUMAN SERVICES COMMISSION
(Continued)

Efficiencies:		
Average Income-Eligible Children Cost Per Recipient Month	166.46	171.65
Average STAR Health Foster Care Children Cost Per Recipient Month	766.91	766.92
A.1.6. Strategy: MEDICAID PRESCRIPTION DRUGS		
Efficiencies:		
Average Cost Per Medicaid Recipient Month for Prescription Drugs	83.07	86.14
A.1.7. Strategy: HEALTH STEPS (EPSDT) DENTAL		
Output (Volume):		
Average Texas Health Steps (EPSDT) Dental Recipient Months Per Month	3,019,879	3,074,566
Efficiencies:		
Average Cost Per Texas Health Steps (EPSDT) Dental Recipient Months Per Month	32.7	33.66
A.1.8. Strategy: MEDICAL TRANSPORTATION		
Efficiencies:		
Average Nonemergency Transportation (NEMT) Cost Per Recipient Month	3.43	3.43
A.2.1. Strategy: COMMUNITY ATTENDANT SERVICES		
Output (Volume):		
Average Number of Individuals Served Per Month: Community Attendant Services	66,831	69,513
Efficiencies:		
Average Monthly Cost Per Individual Served: Community Attendant Services	1,056.59	1,053.78
A.2.2. Strategy: PRIMARY HOME CARE		
Output (Volume):		
Average Number of Individuals Served Per Month: Primary Home Care	1,011	1,011
Efficiencies:		
Average Monthly Cost Per Individual Served: Primary Home Care	1,751.71	1,779.37
A.2.3. Strategy: DAY ACTIVITY & HEALTH SERVICES		
Output (Volume):		
Average Number of Individuals Served Per Month: Day Activity and Health Services	1,263	1,263
Efficiencies:		
Average Monthly Cost Per Individual Served: Day Activity and Health Services	564.48	569.38
A.2.4. Strategy: NURSING FACILITY PAYMENTS		
Output (Volume):		
Average Number of Individuals Receiving Medicaid-funded Nursing Facility Services on a Fee-For-Service Basis Per Month	6,433	6,433
Average Number of Individuals Receiving State Supplementation of Personal Needs Allowance Per Month	7,031	7,031
Efficiencies:		
Net Cost Per Medicaid Resident Receiving Nursing Facility Services on a Fee-For-Service Basis Per Month	3,993.84	4,039.39
A.2.5. Strategy: MEDICARE SKILLED NURSING FACILITY		
Output (Volume):		
Average Number of Individuals Receiving Copaid Medicaid/Medicare Nursing Facility Services on a Fee-For-Service Basis Per Month	1,727	1,727
Efficiencies:		
Net Payment Per Individual Receiving Copaid Medicaid/Medicare Nursing Facility Services on a Fee-For-Service Basis Per Month	2,537.29	2,639.89
A.2.6. Strategy: HOSPICE		
Output (Volume):		
Average Number of Individuals Receiving Hospice Services Per Month	7,888	8,107
Efficiencies:		
Average Net Payment Per Individual Per Month for Hospice	3,036.4	3,028.4
A.2.7. Strategy: INTERMEDIATE CARE FACILITIES - IID		
Output (Volume):		
Average Number of Persons in ICF/IID Medicaid Beds Per Month	4,752	4,705
Efficiencies:		
Monthly Cost Per ICF/IID Medicaid Eligible Individual	4,639.33	4,859.07

HEALTH AND HUMAN SERVICES COMMISSION
(Continued)

A.3.1. Strategy: HOME AND COMMUNITY-BASED SERVICES

Output (Volume):

Average Number of Individuals Served Per Month: Home and Community Based Services (HCS)	27,081	27,741
---	--------	--------

Efficiencies:

Average Monthly Cost Per Individual Served: Home and Community Based Services (HCS)	3,757	3,787.1
---	-------	---------

Average Monthly Cost per Individual Served: Home and Community - Based Services Residential	5,462.28	5,506.05
---	----------	----------

Average Monthly Cost Per Individual Served: Home and Community - Based Services Non-Residential	2,920.81	2,944.21
---	----------	----------

Explanatory:

Number of Individuals Receiving Services at the End of the Fiscal Year: Home and Community Based Services (HCS)	27,383	28,043
---	--------	--------

Average Number of Individuals on Interest List Per Month: Home and Community Based Services (HCS)	107,779	107,779
---	---------	---------

Average Number on Home Community-based Services (HCS) Interest List Receiving Other Services Per Month	22,467	22,467
--	--------	--------

Percent of Home and Community-based Services Recipients Receiving Residential Services	32.9%	32.12%
--	-------	--------

A.3.2. Strategy: COMMUNITY LIVING ASSISTANCE (CLASS)

Output (Volume):

Average Number of Individuals Served Per Month: Medicaid Related Conditions Waiver (CLASS)	5,608	5,728
--	-------	-------

Efficiencies:

Average Monthly Cost Per Individual Served: Medicaid Related Conditions Waiver (CLASS)	4,430.71	4,415.54
--	----------	----------

Explanatory:

Average Number of Individuals on Interest List Per Month: Medicaid Related Conditions Waiver (CLASS)	79,811	79,811
--	--------	--------

Number of Persons Receiving Services at the End of the Fiscal Year: Community Living Assistance & Support Services Waiver (CLASS)	5,663	5,783
---	-------	-------

Average Number on Community Living Assistance and Support Services (CLASS) Interest List Receiving Other Services Per Month	11,718	11,718
---	--------	--------

Percent Who Declined Services or Were Found to Be Ineligible for Services at the End of the Fiscal Year Community Living Assistance & Support Services (CLASS) Waiver	65.39%	65.39%
---	--------	--------

A.3.3. Strategy: DEAF-BLIND MULTIPLE DISABILITIES

Output (Volume):

Average Number of Individuals Served Per Month: Medicaid Deaf-blind with Multiple Disabilities Waiver	340	344
---	-----	-----

Efficiencies:

Average Monthly Cost Per Individual Served: Medicaid Deaf-blind with Multiple Disabilities Waiver	4,122.17	4,120.7
---	----------	---------

Explanatory:

Average Number of Persons on Interest List Per Month: Medicaid Deaf-blind with Multiple Disabilities Waiver	144	144
---	-----	-----

Number of Persons Receiving Services at the End of the Fiscal Year: Medicaid Deaf-blind with Multiple Disabilities Waiver	342	346
---	-----	-----

Average Number on Deaf-Blind Multiple Disabilities (DBMD) Interest List Receiving Other Services Per Month	80	80
--	----	----

Percent Who Declined Services or were Found to Be Ineligible for Services at the End of the Fiscal Year Deaf-Blind Multiple Disabilities (DBMD) Waiver	76.64%	76.64%
--	--------	--------

A.3.4. Strategy: TEXAS HOME LIVING WAIVER

Output (Volume):

Average Number of Individuals Served Per Month: Texas Home Living Waiver	5,165	5,005
--	-------	-------

Efficiencies:

Average Monthly Cost Per Individual Served: Texas Home Living Waiver	1,832.78	1,829.42
--	----------	----------

Explanatory:

Number of Individuals Receiving Services at the End of the Fiscal Year: Texas Home Living Waiver	5,091	4,931
--	-------	-------

Average Number of Individuals on Interest List Per Month: Texas Home Living Waiver	70,750	70,750
--	--------	--------

Average Number on Texas Home Living Waiver Interest List Receiving Other Services Per Month	12,088	12,088
---	--------	--------

Percent Who Declined Services or Were Found to Be Ineligible for Services at the End of the Fiscal Year: Texas Home Living Waiver	58.99%	58.99%
---	--------	--------

HEALTH AND HUMAN SERVICES COMMISSION
(Continued)

A.3.5. Strategy: ALL-INCLUSIVE CARE - ELDERLY (PACE)		
Output (Volume):		
Average Number of Recipients Per Month: Program for All Inclusive Care (PACE)	1,271	1,271
Efficiencies:		
Average Monthly Cost Per Recipient: Program for All Inclusive Care (PACE)	2,944.11	2,944.11
Explanatory:		
Number of Persons Receiving Services at the End of the Fiscal Year: Program of All-inclusive Care for the Elderly (PACE)	1,271	1,271
A.4.1. Strategy: NON-FULL BENEFIT PAYMENTS		
Output (Volume):		
Average Monthly Number of Non-citizens Receiving Emergency Services	8,899	9,131
Efficiencies:		
Average Emergency Services for Non-citizens Cost Per Recipient Month	3,513.41	3,548.98
A.4.2. Strategy: MEDICARE PAYMENTS		
Output (Volume):		
Average Supplemental Medical Insurance Part B Recipient Months Per Month	682,564	697,458
Efficiencies:		
Average Part B Premium Per Month	141.2	147.91
C. Goal: CHIP CLIENT SERVICES		
Outcome (Results/Impact):		
Average CHIP Programs Recipient Months Per Month (Includes All CHIP Programs)	432,455	461,587
Average CHIP Programs Benefit Cost with Prescription Benefit Per Recipient Month (Includes All CHIP Programs)	191.97	198
C.1.1. Strategy: CHIP		
Output (Volume):		
Average CHIP Children Recipient Months Per Month	402,861	432,849
Efficiencies:		
Average CHIP Children Benefit Cost Per Recipient Month	112.97	116.12
C.1.2. Strategy: CHIP PERINATAL SERVICES		
Output (Volume):		
Average Perinatal Recipient Months Per Month	29,594	28,738
Efficiencies:		
Average Perinatal Benefit Cost Per Recipient Month	428.49	435.54
C.1.3. Strategy: CHIP PRESCRIPTION DRUGS		
Efficiencies:		
Average Cost Per CHIP Recipient Month: Pharmacy Benefit	34.74	35.96
C.1.4. Strategy: CHIP DENTAL SERVICES		
Efficiencies:		
Average Monthly Cost of the Dental Benefit Per CHIP Program Recipient	24.33	24.73
D. Goal: ADDITIONAL HEALTH-RELATED SERVICES		
Outcome (Results/Impact):		
Percent of Population under Age Three Served by Early Childhood Intervention (ECI) Program	3.5%	3.5%
Percent of ECI Clients Enrolled in Medicaid	63%	63%
Percent of ECI Program Funded by Medicaid	48.1%	48.2%
Percent of Adults Receiving Community Mental Health Services Whose Functional Level Improved	58%	58%
Percent of Children Receiving Community Mental Health Services Whose Functional Level Improved	58%	58%
Percent of Persons Receiving Crisis Services Who Avoid Psychiatric Hospitalization within 30 Days	93%	93%
Percent of Adults Who Complete Treatment Programs and Report No Past Month Substance Use at Follow-up	85%	85%
Percent of Youth Successfully Completing a Substance Abuse Prevention Programs	90%	90%
Percent of Youth Who Complete Treatment Programs and Report No Past Month Substance Use at Follow-up	90%	90%
Percent of Adults Admitted for Opioid Use Disorder Receiving Medication-Assisted Treatment	35%	35%
D.1.1. Strategy: WOMEN'S HEALTH PROGRAMS		
Output (Volume):		
Average Monthly Number of Women Enrolled in Services through Healthy Texas Women	320,275	330,771
Average Monthly Number of Family Planning Clients	14,720	14,895
Average Monthly Number of Women Receiving HTW Services	43,449	44,873

HEALTH AND HUMAN SERVICES COMMISSION
(Continued)

Efficiencies:		
Average Monthly Cost Per Healthy Texas Women Client	26.42	26.42
Average Monthly Cost Per Family Planning Client	247.05	247.05
Explanatory:		
Number of Certified Clinical Providers Enrolled in Healthy Texas Women Program	5,500	5,500
Number of Clinical Providers Enrolled in Family Planning	53	53
D.1.2. Strategy: ALTERNATIVES TO ABORTION		
Output (Volume):		
Number of Persons Receiving Pregnancy Support Services as an Alternative to Abortion	96,646	102,183
D.1.3. Strategy: ECI SERVICES		
Output (Volume):		
Average Monthly Number of Referrals to Local Programs	7,200	7,250
Average Monthly Number of Children Determined Eligible for Early Childhood Intervention Services	3,000	3,100
Average Monthly Number of Children Served in Comprehensive Services	32,685	33,054
Average Monthly Number of Eligibility Determinations Completed	4,333	4,477
Average Monthly Number of Children Newly Enrolled in ECI	2,847	2,942
Efficiencies:		
Average Monthly Cost Per Child: Comprehensive Services/State and Federal Expenditures	433.49	433.61
Explanatory:		
Average Monthly Number of Hours of Service Delivered Per Child Per Month	2.8	2.8
D.1.4. Strategy: ECI RESPITE & QUALITY ASSURANCE		
Output (Volume):		
Average Monthly Number of Children Receiving Respite Services	220	220
D.1.5. Strategy: CHILDREN'S BLINDNESS SERVICES		
Efficiencies:		
Average Monthly Cost Per Child: Children's Blindness Services	99	99
D.1.6. Strategy: AUTISM PROGRAM		
Output (Volume):		
Average Monthly Number of Children Receiving Focused Autism Services	470	470
Efficiencies:		
Average Monthly Cost Per Child Receiving Focused Autism Services	518	518
Explanatory:		
Number of Children Receiving Focused Autism Services Per Year	1,150	1,150
D.1.7. Strategy: CHILDREN WITH SPECIAL NEEDS		
Output (Volume):		
Average Monthly Caseload of Children with Special Health Care Needs (CSHCN) Clients Receiving Health Care Benefits	950	950
D.1.8. Strategy: TITLE V DNTL & HLTH SVCS		
Output (Volume):		
Number of Infants <1 and Children Age 1-21 Years Provided Dental and Child Health Services by the Maternal and Child Health Program	34,000	34,000
Number of Women over 21 Provided Services by the Maternal and Child Health Program (Title V)	4,300	4,300
D.1.9. Strategy: KIDNEY HEALTH CARE		
Output (Volume):		
Number of Kidney Health Clients Provided Services	19,250	19,250
D.1.11. Strategy: COMMUNITY PRIMARY CARE SERVICES		
Output (Volume):		
Number of Primary Health Care Eligible Patients Provided Access to Primary Care Services	108,000	108,000
D.1.12. Strategy: ABSTINENCE EDUCATION		
Output (Volume):		
Number of Persons Served in Abstinence Education Programs	48,000	48,000
D.2.1. Strategy: COMMUNITY MENTAL HEALTH SVCS-ADULTS		
Output (Volume):		
Average Monthly Number of Adults Receiving Community Mental Health Services	93,588	93,588

HEALTH AND HUMAN SERVICES COMMISSION
(Continued)

Efficiencies:		
Average Monthly Cost Per Adult Receiving Community Mental Health Services	400	400
D.2.2. Strategy: COMMUNITY MENTAL HLTH SVCS-CHILDREN		
Output (Volume):		
Average Monthly Number of Children Receiving Community Mental Health Services	29,557	29,557
D.2.3. Strategy: COMMUNITY MENTAL HEALTH CRISIS SVCS		
Output (Volume):		
Number of Persons Receiving Crisis Residential Services Per Year Funded by GR	25,000	25,000
Number of Persons Receiving Crisis Outpatient Services Per Year Funded by GR	90,000	90,000
Efficiencies:		
Average Amount of GR Spent Per Person for Crisis Residential Services	2,800	2,800
Average Amount of GR Spent Per Person for Crisis Outpatient Services	600	600
D.2.4. Strategy: SUBSTANCE ABUSE SERVICES		
Output (Volume):		
Average Monthly Number of Youth Served in Substance Abuse Prevention Programs	155,000	155,000
Average Monthly Number of Youth Served in Treatment Programs for Substance Abuse	1,200	1,200
Average Monthly Number of Adults Served in Substance Abuse Intervention Programs	7,400	7,400
Average Monthly Number of Youth Served in Substance Abuse Intervention Programs	600	600
Average Monthly Number of Adults Served in Treatment Programs for Substance Abuse	10,500	10,500
E. Goal: ENCOURAGE SELF-SUFFICIENCY		
Outcome (Results/Impact):		
Percentage of Eligible WIC Population Served	55%	55%
E.1.1. Strategy: TANF (CASH ASSISTANCE) GRANTS		
Output (Volume):		
Average Number of TANF Basic Cash Assistance Recipients Per Month	45,419	44,723
Average Number of State Two-Parent Cash Assistance Program Recipients Per Month	1,808	1,826
Efficiencies:		
Average Monthly Grant: Temporary Assistance for Needy Families (TANF) Basic Cash Assistance	78.83	80.25
Average Monthly Grant: State Two-Parent Cash Assistance Program	81.53	83
E.1.2. Strategy: PROVIDE WIC SERVICES		
Output (Volume):		
Number of WIC Participants Provided Nutritious Supplemental Food	775,000	775,000
Explanatory:		
WIC Breastfeeding Initiation Rate	86	86
F. Goal: COMMUNITY & IL SVCS & COORDINATION		
F.1.2. Strategy: NON-MEDICAID SERVICES		
Output (Volume):		
Average Number of Individuals Served Per Month: Non Medicaid Community Care (XX/GR)	32,985	32,985
Explanatory:		
Average Number of Individuals Receiving Non-Medicaid Community Services and Supports (XX)	18,469	18,469
Number of Individuals Receiving Services at the End of the Fiscal Year: Non Medicaid Community Care (XX / GR)	31,710	31,710
F.1.3. Strategy: NON-MEDICAID IDD COMMUNITY SVCS		
Output (Volume):		
Average Monthly Number of Individuals with Intellectual and Developmental Disabilities Receiving Community Services	4,942	4,942
Efficiencies:		
Average Monthly Cost Per Individual with Intellectual and Developmental Disabilities Receiving Community Services	560.24	560.24
Explanatory:		
Number of Individuals with Intellectual and Developmental Disabilities Receiving Community Services at the End of the Fiscal Year	4,893	4,893

HEALTH AND HUMAN SERVICES COMMISSION
(Continued)

F.2.1. Strategy: INDEPENDENT LIVING SERVICES

Output (Volume):

Number of People Receiving Services from Centers for Independent Living	6,391	6,391
Number of People Receiving HHSC Contracted Independent Living Services	1,784	1,784

Efficiencies:

Average Cost Per Person Receiving HHSC Contracted Independent Living Services	477	477
---	-----	-----

F.2.2. Strategy: BEST PROGRAM

Output (Volume):

Number of Individuals Receiving Treatment Services in BEST Program	112	112
Number of Individuals Receiving Screening Services in the BEST Program	3,020	3,020

F.2.3. Strategy: COMPREHENSIVE REHABILITATION (CRS)

Output (Volume):

Average Monthly Number of People Receiving Comprehensive Rehabilitation Services	506	506
--	-----	-----

Efficiencies:

Average Monthly Cost Per CRS Consumer	3,962	3,962
---------------------------------------	-------	-------

Explanatory:

Number of People Receiving Comprehensive Rehabilitation Services Per Year	735	735
---	-----	-----

F.2.4. Strategy: DEAF AND HARD OF HEARING SERVICES

Output (Volume):

Number Receiving Communication Access Services	35,000	35,000
Number of Consumers Educated and Interpreters Trained	2,600	2,600
Number of Interpreter Certificates Issued	1,765	1,765
Number of Equipment/Service Vouchers Issued	20,000	20,000

F.3.1. Strategy: FAMILY VIOLENCE SERVICES

Output (Volume):

Number of Persons Served by Family Violence Programs/Shelters	71,500	71,500
---	--------	--------

Efficiencies:

Health and Human Services Average Cost Per Person Receiving Services through the Family Violence Program	312.59	312.59
--	--------	--------

G. Goal: FACILITIES

G.1.1. Strategy: STATE SUPPORTED LIVING CENTERS

Output (Volume):

Average Monthly Number of State Supported Living Center Campus Residents	2,848	2,790
Number of Unfounded Abuse/Neglect/Exploitation Allegations Against State Supported Living Center Staff As Reported by Victims	2,804	2,804
Number of Confirmed Abuse/Neglect/Exploitation Incidents at State Supported Living Centers	311	311

Efficiencies:

Average Monthly Cost Per State Supported Living Center or State Center Resident	20,493.65	20,727.83
---	-----------	-----------

G.2.1. Strategy: MENTAL HEALTH STATE HOSPITALS

Output (Volume):

Average Daily Census of State Mental Health Facilities	2,130	2,130
--	-------	-------

Efficiencies:

Average Daily Facility Cost Per Occupied State Mental Health Facility Bed	553.18	561.48
---	--------	--------

G.2.2. Strategy: MENTAL HEALTH COMMUNITY HOSPITALS

Output (Volume):

Average Daily Number of Occupied Mental Health Community Hospital Beds	656	656
--	-----	-----

Efficiencies:

Average Daily Cost Per Occupied Mental Health Community Hospital Bed	508	508
--	-----	-----

G.3.1. Strategy: OTHER FACILITIES

Output (Volume):

Average Number of Outpatient Visits Per Day, Rio Grande State Center Outpatient Clinic	92	92
--	----	----

Efficiencies:

Average Cost Per Outpatient Visit at the Rio Grande State Center Outpatient Clinic	177	177
--	-----	-----

HEALTH AND HUMAN SERVICES COMMISSION
(Continued)

H. Goal: REGULATORY SERVICES

Outcome (Results/Impact):

Percent of Facilities Complying with Standards at Time of Inspection for Licensure and/or Medicare/Medicaid Certification	73%	73%
Percent of Investigations with a High Risk Finding	16.8%	16.8%

H.1.1. Strategy: FACILITY/COMMUNITY-BASED REGULATION

Output (Volume):

Total Dollar Amount Collected from Fines	7,800,000	7,800,000
Number of Completed Investigations in Facility Settings	24,809	24,809

Efficiencies:

APS Daily Caseload Per Worker (Facility Investigations)	7	7
---	---	---

H.2.1. Strategy: CHILD CARE REGULATION

Output (Volume):

Number of Child Care Facility Inspections	36,962	36,962
---	--------	--------

H.3.1. Strategy: HEALTH CARE PROFESSIONALS & OTHER

Output (Volume):

Number of Licenses Issued or Renewed Per Year: Nursing Facility Administrators	1,247	1,247
--	-------	-------

I. Goal: PGM ELG DETERMINATION & ENROLLMENT

I.1.1. Strategy: INTEGRATED ELIGIBILITY & ENROLLMENT

Output (Volume):

Average Monthly Number of Eligibility Determinations	965,000	975,000
--	---------	---------

Efficiencies:

Average Cost Per Eligibility Determination	38.9	38.9
--	------	------

Explanatory:

Total Value of Supplemental Nutrition Assistance Program (SNAP) Benefits Distributed	5,219,713,371	5,313,666,500
--	---------------	---------------

I.2.1. Strategy: LONG-TERM CARE INTAKE & ACCESS

Output (Volume):

Average Monthly Number of Individuals with Intellectual and Developmental Disabilities Receiving Assessment and Service Coordination Including Home and Community Based Services	35,429	35,429
--	--------	--------

J. Goal: DISABILITY DETERMINATION

Outcome (Results/Impact):

Percent of Case Decisions That Are Accurate	96%	96%
---	-----	-----

J.1.1. Strategy: DISABILITY DETERMINATION SVCS (DDS)

Output (Volume):

Number of Disability Cases Determined	315,000	315,000
---------------------------------------	---------	---------

Efficiencies:

Cost Per Disability Case Determination	279	279
--	-----	-----

K. Goal: OFFICE OF INSPECTOR GENERAL

K.1.1. Strategy: OFFICE OF INSPECTOR GENERAL

Output (Volume):

Number of Medicaid Provider and Recipient Investigations Completed	19,775	19,775
--	--------	--------

Number of Audits and Reviews Performed	40	40
--	----	----

Total Dollars Recovered (Millions)	106.5	106.5
------------------------------------	-------	-------

Total Amount of Medicaid Overpayments Recovered in Collaboration with Special Investigation Units Operated by Managed Care Organization Units	6,500,000	6,500,000
---	-----------	-----------

Average Number of Clients in the Inspector General Lock-in Program	1,222	1,222
--	-------	-------

Total Dollars Identified for Recovery from Overpayments Identified During an OIG Investigation, Audit, Inspection, or Review	105	105
--	-----	-----

K.1.2. Strategy: OIG ADMINISTRATIVE SUPPORT

Output (Volume):

Number of Internal Trainings Presented by OIG Staff	121	121
---	-----	-----

M. Goal: TEXAS CIVIL COMMITMENT OFFICE

M.1.1. Strategy: TEXAS CIVIL COMMITMENT OFFICE

Output (Volume):

Number of Sex Offenders Provided Treatment and Supervision	409	444
--	-----	-----

HEALTH AND HUMAN SERVICES COMMISSION
(Continued)

Efficiencies:

Average Cost Per Sex Offender for Treatment and Supervision	43,975	44,552
---	--------	--------

Explanatory:

Number of New Civil Commitments	34	34
---------------------------------	----	----

2. Capital Budget. None of the funds appropriated above may be expended for capital budget items except as listed below. The amounts shown below shall be expended only for the purposes shown and are not available for expenditure for other purposes. Amounts appropriated above and identified in the provision as appropriations either for "Lease Payments to the Master Equipment Purchase Program" or for items with an "(MLPP)" notation shall be expended only for the purpose of making lease-purchase payments to the Texas Public Finance Authority pursuant to the provisions of Government Code §1232.103.

	2020	2021
a. Repair or Rehabilitation of Buildings and Facilities		
(1) Facilities Repair and Renovations	\$ 352,186	\$ 352,186
(2) Deferred Maintenance at State Hospitals and State Supported Living Centers		
	208,816,277	0
Total, Repair or Rehabilitation of Buildings and Facilities	\$ 209,168,463	\$ 352,186
b. Acquisition of Information Resource Technologies		
(1) Seat Management Services (PCs, Laptops, & Servers)	\$ 22,971,373	\$ 16,903,433
(2) Texas Integrated Eligibility Redesign System	54,028,655	54,094,304
(3) Network, Performance and Capacity	1,558,000	1,558,000
(4) MMIS - Medicaid Management Information System	50,391,704	83,244,163
(5) Application Remediation for Data Center Consolidation	300,000	300,000
(6) Enterprise Data Governance	5,460,700	5,458,275
(7) Infrastructure Maintenance at SSLCs to support Electronic Health Records	500,000	500,000
(8) Regulatory Services System Automation Modernization	1,838,000	694,000
(9) WIC Stateside and WIC Field Hardware/Software Refresh	775,000	575,000
(10) Information Technology - Mental Health	869,249	869,248
(11) Business Process Redesign	1,057,174	1,072,985
(12) Medicaid Fraud Detection System	2,500,000	2,500,000
(13) Performance Management and Analytics System	3,704,480	4,123,680
(14) System Changes to Support IDD Carve-In	6,769,271	6,769,271
(15) System-Wide Business Enablement Platform	3,247,554	3,004,347
(16) HHS Telecom Technology Upgrade	4,511,159	1,820,434
(17) Criminal Background Checks	878,329	0
(18) Health & Specialty Care System Technology Enhancements	11,028,000	1,000,000
(19) CMBHS Roadmap Enhancements Phase 3	383,769	0
(20) WIC Chatbot Messenger	500,000	450,000
(21) WIC Mosaic	30,000,000	10,000,000
(22) Child Care Licensing Automated Support System (CLASS)	950,000	950,000
(23) Fair Hearings Decisions Accessibility	101,744	0
Total, Acquisition of Information Resource Technologies	\$ 204,324,161	\$ 195,887,140
c. Transportation Items		
(1) Facility Support Services - Fleet Operations	\$ 8,070,000	\$ 0

HEALTH AND HUMAN SERVICES COMMISSION
(Continued)

d. Acquisition of Capital Equipment and Items			
(1) Improve Security Infrastructure for Regional HHS Client Delivery Facilities	\$	1,967,896	\$ 0
(2) Facility Equipment Purchases - SSLCs and State Hospitals		5,107,000	5,107,000
(3) Regional Laundry Equipment		1,973,500	0
(4) Equipment for Newly Renovated Units at State Hospitals		<u>1,840,000</u>	<u>0</u>
 Total, Acquisition of Capital Equipment and Items	 \$	 10,888,396	 \$ 5,107,000
e. Other Lease Payments to the Master Lease Purchase Program (MLPP)			
(1) MLPP Payment - Energy Conservation	\$	3,304,022	\$ 3,275,525
(2) MLPP Payment Deferred Maintenance		<u>1,744,551</u>	<u>13,061,029</u>
 Total, Other Lease Payments to the Master Lease Purchase Program (MLPP)	 \$	 5,048,573	 \$ 16,336,554
f. Data Center Consolidation			
(1) Data Center Consolidation	\$	60,177,121	\$ 66,471,397
g. Centralized Accounting and Payroll/Personnel System (CAPPS)			
(1) HHSAS to CAPPS Upgrade and Enhancements	\$	2,321,550	\$ 2,412,992
(2) Enterprise Resource Planning		5,149,771	5,200,506
(3) CAPPS PeopleSoft Licenses		1,397,682	1,397,682
(4) CAPPS Upgrades and Inventory		<u>5,000,000</u>	<u>5,000,000</u>
 Total, Centralized Accounting and Payroll/Personnel System (CAPPS)	 \$	 13,869,003	 \$ 14,011,180
h. Cybersecurity			
(1) Cybersecurity Advancement for HHS Enterprise	\$	630,935	\$ 630,935
(2) IT Security Posture Improvement		1,100,730	1,100,730
(3) Office for Civil Rights (OCR) Corrective Action Plan (CAP) Response		<u>15,450,641</u>	<u>5,938,069</u>
 Total, Cybersecurity	 \$	 <u>17,182,306</u>	 <u>\$ 7,669,734</u>
 Total, Capital Budget	 \$	 <u>528,728,023</u>	 <u>\$ 305,835,191</u>

Method of Financing (Capital Budget):

<u>General Revenue Fund</u>			
General Revenue Fund	\$	69,552,159	\$ 49,256,685
GR Match for Medicaid Account No. 758		51,974,455	54,190,006
GR Match for Title XXI (CHIP) Account No. 8010		442,039	579,246
GR Match for Food Stamp Administration Account No. 8014		22,104,355	21,226,435
GR Certified as Match for Medicaid Account No. 8032		<u>2,184,642</u>	<u>2,234,132</u>
 Subtotal, General Revenue Fund	 \$	 146,257,650	 \$ 127,486,504
 GR Dedicated - Texas Capital Trust Fund Account No. 543	 \$	 289,802	 \$ 289,802
 Federal Funds	 \$	 162,987,123	 \$ 168,518,644
<u>Other Funds</u>			
Interagency Contracts	\$	10,238,410	\$ 9,398,453
ID Collections for Patient Support and Maintenance Account No. 8095		133,453	136,347

HEALTH AND HUMAN SERVICES COMMISSION
(Continued)

ID Appropriated Receipts Account No. 8096	5,308	5,441
MLPP Revenue Bond Proceeds	<u>208,816,277</u>	<u>0</u>
Subtotal, Other Funds	\$ 219,193,448	\$ 9,540,241
Total, Method of Financing	<u>\$ 528,728,023</u>	<u>\$ 305,835,191</u>

MEDICAID

3. Cash Basis Expenditures Authorization. Notwithstanding any other provision of this Act, the Health and Human Services Commission may expend Medicaid appropriations in all Strategies in Goal A, Medicaid Client Services, and in Strategy D.1.3, ECI Services, in each fiscal year of the 2020-21 biennium without regard to date of service. The authorization herein is limited to expenditures in all Strategies in Goal A, Medicaid Client Services, and in Strategy D.1.3, ECI Services, for claims payments, premiums, cost settlements and other related expenses for Medicaid client services.

4. Hospital Uncompensated Care. No funds appropriated above for medical assistance payments may be paid to a hospital if the Health and Human Services Commission (HHSC) determines that the hospital has not complied with the commission's reporting requirements. HHSC shall ensure that the reporting of uncompensated care by Texas hospitals is consistent for all hospitals and subjected to a standard set of adjustments that account for payments to hospitals that are intended to reimburse uncompensated care. These adjustments are to be made in such a way that a reliable determination of the actual cost of uncompensated care in Texas is produced.

The commission shall conduct an appropriate number of audits to assure the accurate reporting of uncompensated hospital care costs.

HHSC shall submit a biennial report on uncompensated care costs to the Governor and Legislative Budget Board no later than December 1, 2020, which details the impact of patient specific and lump sum supplemental payments funding as offsets to uncompensated costs, impact of health care reform efforts on the funding streams that reimburse uncompensated care, and assess the need for those funding streams in future biennia. HHSC may report by hospital type. Although HHSC must report on all Texas hospitals, HHSC may use the most accurate data available for each hospital.

5. Cost Comparison Report. Out of funds appropriated above in Strategy B.1.1, Medicaid Contracts & Administration, the Health and Human Services Commission (HHSC) shall develop a report analyzing state and federally funded residential and nonresidential services in the Home and Community-based Services (HCS) waiver program, the Texas Home Living waiver program, and Intermediate Care Facilities for Individuals with an Intellectual Disability (ICFs-IID).

(a) The report shall include the following:

- (1) the monthly average cost to the state per person for individuals residing in state-operated and non-state operated ICFs-IID, HCS waiver program, and Texas Home Living waiver program by Level of Need (LON), and facility size (private ICFs-IID only);
- (2) a comparison of severity across settings; and
- (3) the total number of persons, by LON, who transitioned from state-operated ICFs-IID to the HCS residential waiver program for the previous biennium, and their average monthly cost of service in the HCS waiver program.

(b) With respect to the cost to the state per person residing in a state operated ICF-IID facility, HHSC shall include all costs, such as Statewide Indirect Cost Allocation Plan (SWICAP), maintenance and construction costs, employee benefit costs and other federally allowable administrative, medical and overhead costs. With respect to the cost to the state per person in state-operated ICFs-IID, non-state operated ICFs-IID facilities, and the HCS and Texas Home Living waivers, HHSC shall include all Medicaid costs including acute care costs that are not included in the waiver rate for those programs and all costs to administer and license those programs. For state-operated ICFs-IID, the average monthly administrative and overhead costs shall be reported separately from the average monthly client care costs. HHSC shall identify the types of costs included in each category.

HEALTH AND HUMAN SERVICES COMMISSION
(Continued)

- (c) Cost for waiver recipients will cover the time a person enrolled in the waiver through the time they are terminated from waiver services. The cost for ICF-IID services will cover the time a person is admitted to the facility to the time of discharge unless the person is admitted to an ICF-IID or waiver within 60 days of discharge. In that case, the Medicaid costs incurred during discharge will be counted toward the ICF-IID costs.

The report shall be submitted to the Legislative Budget Board and Governor, and shall be posted on the Commission's website no later than August 31, 2020.

6. Hospital Reimbursement. Contingent upon federal approval, and to the extent allowed by law, no funds appropriated above for the payment of inpatient hospital fees and charges under the medical assistance program may be expended, except under a prospective payment methodology for all Medicaid inpatient claims, excluding state-owned teaching hospital Medicaid inpatient claims, that employs sound cost reimbursement principles and:

- (a) enhances the Health and Human Services Commission's ability to be a prudent purchaser of health care;
- (b) reflects costs that are allowable, reasonable and medically necessary to deliver health care services to the state's Medicaid population;
- (c) reduces the variability in the Medicaid reimbursement rates paid to hospitals for treating patients with the same diagnoses;
- (d) promotes and rewards increased efficiency in the operation of hospitals;
- (e) emphasizes and rewards quality of outcomes and improves the treatment of Medicaid patients through pay-for-performance principles;
- (f) recognizes, through add-on payments or other methods, the unique needs of individual hospitals, including rural hospitals.

7. Graduate Medical Education. The Health and Human Services Commission may expend Appropriated Receipts - Match for Medicaid No. 8062 and matching Medicaid Federal Funds appropriated in Strategy A.4.1, Non-Full Benefit Payments, for Graduate Medical Education payments to state-owned teaching hospitals, contingent upon receipt of allowable funds from state-owned teaching hospitals to be used as the non-federal share for Medicaid Graduate Medical Education. Appropriated Receipts - Match for Medicaid No. 8062 shall be the only source of funds used for the non-federal share for Medicaid Graduate Medical Education payments for state-owned teaching hospitals, and the Health and Human Services Commission shall develop a payment methodology for Medicaid Graduate Medical Education payments to state-owned teaching hospitals.

8. Use of PARIS Data. Out of funds appropriated above in Strategy B.1.1, Medicaid Contracts & Administration, the Health and Human Service Commission (HHSC) shall submit information quarterly to the U.S. Health and Human Services Department's Administration for Children and Families for participation in the federal Public Assistance Reporting Information System's (PARIS) Veterans and Federal Files information exchange. The Health and Human Services Commission, Office of the Inspector General, shall submit the necessary state data from all state health and human services programs that may serve veterans to receive results from the federal PARIS system and shall forward the necessary information received from the PARIS system to the appropriate state agencies for follow up and further investigation.

9. Texas Medicaid and Healthcare Partnership (TMHP). Out of funds appropriated above in Strategy B.1.1, Medicaid Contracts & Administration, the Health and Human Services Commission shall maintain an Executive Steering Committee for the Texas Medicaid and Healthcare Partnership (TMHP) contract and Texas Medicaid Management Information System (MMIS) capital project. The TMHP Executive Steering Committee shall provide executive-level strategic direction and commitment to the TMHP contract and MMIS projects. Strategic direction includes, but is not limited to, review of contract terms prior to execution of a new contract or amendment and reports from third-party quality assurance and independent verification and validation vendors. The Executive Commissioner or his or her designee shall chair the THMP Executive Steering Committee. Membership of the THMP Executive Steering Committee shall

HEALTH AND HUMAN SERVICES COMMISSION
(Continued)

include similar executive level representatives, including the Chief Financial Officer, Information Resource Manager, technology sponsors, project managers, project contractors, staff of the Legislative Budget Board, and members of the Quality Assurance Team or their designee.

In addition, the THMP Executive Steering Committee shall report any anticipated contract or project cost over-runs or delays to the Legislative Budget Board.

Notwithstanding the limitations of Article IX, §14.03, Transfers - Capital Budget; and any other transfer provisions of this Act, funds appropriated by this Act to the Health and Human Services Commission may not be expended in excess of the amounts identified in Rider 2, Capital Budget, (\$50,391,704 in fiscal year 2020 and \$83,244,163 in fiscal year 2021) for the Medicaid Management Information System capital budget project without prior written approval from the Legislative Budget Board. Additional information requested by the Legislative Budget Board related to this approval shall be provided in a timely manner and shall be prepared in a format specified by the Legislative Budget Board. The request shall be considered to be approved unless the Legislative Budget Board issues a written disapproval within 30 business days of the date on which the staff of the Legislative Budget Board concludes its review of the proposal to expend the funds and forwards its review to the Chair of the House Appropriations Committee, Chair of the Senate Finance Committee, Speaker of the House of Representatives, and Lieutenant Governor. Any request for additional information from the LBB shall interrupt the counting of the 30 business days.

- 10. Data Analysis Unit Reporting.** Out of funds appropriated above, the Health and Human Services Commission shall report to the Legislative Budget Board on a quarterly basis the activities and findings of the Data Analysis Unit established pursuant to Government Code, §531.0082. Additionally, any anomalies identified related to service utilization, providers, payment methodologies, and compliance with requirements in Medicaid and the Children's Health Insurance Program shall be reported to the Office of the Inspector General for further review.

- 11. Hospital Payments.** Included in amounts appropriated above to the Health and Human Services Commission (HHSC) in all Strategies in Goal A, Medicaid Client Services, is \$57,971,931 in General Revenue Funds, \$100,471,474 in Interagency Contracts, and \$244,412,951 in Federal Funds (\$402,856,356 in All Funds) in fiscal year 2020 and \$54,941,121 in General Revenue Funds, \$100,471,474 in Interagency Contracts, and \$252,173,545 in Federal Funds (\$407,586,140 in All Funds) in fiscal year 2021 to provide Medicaid hospital add-on payments for trauma care and safety-net hospitals and add-on payments and rate increases for rural hospitals as follows:
 - (a) \$70,794,000 in Interagency Contracts and \$109,206,000 in Federal Funds in fiscal year 2020 and \$68,634,000 in Interagency Contracts and \$111,366,000 in Federal Funds in fiscal year 2021 for trauma care;
 - (b) \$29,317,526 in General Revenue Funds, \$29,677,474 in Interagency Contracts, and \$91,005,000 in Federal Funds in fiscal year 2020 and \$25,357,526 in General Revenue Funds, \$31,837,474 in Interagency Contracts, and \$92,805,000 in Federal Funds in fiscal year 2021 for safety-net hospitals;
 - (c) \$11,799,000 in General Revenue Funds and \$18,201,000 in Federal Funds in fiscal year 2020 and \$11,439,000 in General Revenue Funds and \$18,561,000 in Federal Funds in fiscal year 2021 for rural hospitals to maintain increases and add-ons related to general outpatient reimbursement rates, outpatient emergency department services that do not qualify as emergency visits, the outpatient hospital imaging services fee schedule, and the outpatient clinical laboratory services fee schedule;
 - (d) \$11,484,360 in General Revenue Funds and \$17,715,640 in Federal Funds in fiscal year 2020 and \$12,773,550 in General Revenue Funds and \$20,726,450 in Federal Funds in fiscal year 2021 for rural hospitals to increase inpatient rates by trending forward from 2013 to 2020 using an inflationary factor; and
 - (e) \$5,371,045 in General Revenue Funds and \$8,285,311 in Federal Funds in fiscal year 2020 and \$5,371,045 in General Revenue Funds and \$8,715,095 in Federal Funds in fiscal year 2021 for rural hospitals to provide increases to inpatient rates in addition to those identified in subsection (d).

HEALTH AND HUMAN SERVICES COMMISSION
(Continued)

HHSC shall develop a methodology to implement the add-on payments pursuant to funding identified in subsection (b) that targets the state's safety-net hospitals, including those hospitals that treat high percentages of Medicaid and low-income, uninsured patients. Total reimbursement for each hospital shall not exceed its hospital specific limit.

For purposes of subsections (c), (d), and (e), rural hospitals are defined as (1) hospitals located in a county with 60,000 or fewer persons according to the 2010 U.S. Census; or (2) a hospital designated by Medicare as a Critical Access Hospital (CAH), a Sole Community Hospital (SCH), or a Rural Referral Center (RRC) that is not located in a Metropolitan Statistical Area (MSA); or (3) a hospital that has 100 or fewer beds, is designated by Medicare as a CAH, a SCH, or a RRC, and is located in an MSA. No reimbursement may exceed the hospital specific limit and reimbursement for outpatient emergency department services that do not qualify as emergency visits may not exceed 65 percent of cost.

To the extent possible, HHSC shall ensure any funds identified in this rider that are included in Medicaid managed care capitation rates are distributed by the managed care organizations to the hospitals. The expenditure of funds identified in this rider that are not used for targeted increases to hospital provider rates as outlined above shall require the prior written approval of the Legislative Budget Board.

12. Medicaid Medical Transportation.

- (a) Out of funds appropriated above in Strategy B.1.1, Medicaid Contracts and Administration, the Health and Human Services Commission (HHSC) shall determine unmet transportation need based on information available from Medicaid client surveys to estimate the percentage of clients who did not use the Medical Transportation Program and experienced either a difficult or very difficult time obtaining transportation to medical appointments. HHSC shall notify the Legislative Budget Board and the relevant standing committees of the Legislature within 90 days of completing survey data collection if unmet transportation needs exceed 16 percent of total Medicaid clients. The notification must outline how the agency will address unmet transportation needs.
- (b) HHSC shall report the pre-audit average cost per trip of the most recent fiscal year, and the final average cost per trip of the prior fiscal year. HHSC shall submit the report to the Governor, the Legislative Budget Board, and permanent committees in the House of Representatives and the Senate with jurisdiction over health and human services not later than 180 days after the end of each fiscal year.

13. Increase Consumer Directed Services. Out of funds appropriated above in Strategy B.1.1, Medicaid Contracts & Administration, the Health and Human Services Commission shall educate STAR+PLUS home and community-based services consumers about the Consumer Directed Services (CDS) option, and seek to increase the percentage of clients who choose CDS. HHSC shall collect information annually from each Managed Care Organization (MCO) on the percent of clients enrolled in CDS and shall establish incremental benchmarks for improvement. HHSC shall include this information on the commission's website and provide it to the Texas Council on Consumer Direction.

14. Community Integration Performance Indicators. Out of funds appropriated above in Strategy B.1.1, Medicaid Contracts & Administration, the Health and Human Services Commission (HHSC) may begin data collection for measures of community integration outcomes, which may include measures of opportunity, community participation, community presence, well-being, and recovery, for the STAR+PLUS and STAR Kids programs. HHSC shall publish final data on these measures on the HHSC website on an annual basis.

15. Medicaid Therapy Services Reporting. Out of funds appropriated above in Strategy B.1.1, Medicaid Contracts and Administration, the Health and Human Services Commission (HHSC) shall submit, on a quarterly basis, the following information related to pediatric acute care therapy services (including physical, occupational, and speech therapies) by service delivery area and information regarding whether the items below negatively affect access to care:

- (a) Provider and member complaints by disposition received by the Office of the Ombudsman and HHSC Health Plan Management;
- (b) Provider and member complaints by disposition reported by Medicaid Managed Care Organizations using a standard definition of complaint as defined by HHSC;

HEALTH AND HUMAN SERVICES COMMISSION
(Continued)

- (c) Provider and member appeals by disposition received by HHSC Health Plan Management, and resolution of the appeals;
- (d) The number of pediatric acute care therapy provider terminations and the reason for identified terminations;
- (e) The utilization of pediatric acute care therapy services by therapy type and provider type;
- (f) The number of members on a waiting list, defined as 1) those who have been referred to a provider or Medicaid Managed Care Organization, but there is not a treating therapist to perform an initial assessment, and 2) those who have been assessed, but are unable to access pediatric acute care therapy services due to insufficient network capacity; and
- (g) The number of pediatric acute care therapy providers no longer accepting new clients and the reason for identified panel closures.

HHSC shall submit the quarterly reports to the Legislative Budget Board and the Governor in a format specified by the Legislative Budget Board no later than 30 days after the end of each fiscal quarter. HHSC shall ensure standardized collection of data to obtain all data used in the report. HHSC shall develop a process for pediatric therapy providers to submit data directly to HHSC for items (f) and (g), using feedback obtained from relevant stakeholders.

- 16. Evaluation of Medicaid Data.** Out of funds appropriated above, the Health and Human Services Commission shall annually evaluate data submitted by managed care organizations to determine whether the data continues to be useful or if additional data, such as measurements of recipient services, is needed to oversee contracts or evaluate the effectiveness of Medicaid.
- 17. Health Insurance Providers Fee.** Included in amounts appropriated above for fiscal year 2021 is \$123,247,233 in General Revenue Funds (\$330,772,356 in All Funds) to reimburse managed care organizations for payment of the Health Insurance Providers Fee pursuant to Section 9010 of the Affordable Care Act and associated federal income tax. If a judgment of a court declares Section 9010 of the Affordable Care Act or all of the Act to be unconstitutional and that judgment is not finally overturned on appeal, whether by an intermediate appellate court or a court of last resort, or if a federal law is enacted repealing Section 9010 or amending Section 9010 to make reimbursement of the fee optional for states, then after receiving notification from the Attorney General that Section 9010 no longer requires reimbursement of managed care organizations for payment of the Health Insurance Providers Fee, the Health and Human Services Commission (HHSC) shall cease any reimbursements to managed care organizations for payment of the fee and tax. Unless the Commission obtains prior written approval from the Legislative Budget Board and the Governor to use these funds for an alternate purpose, any amounts identified in this section that remain unexpended shall lapse to the treasury at the end of the fiscal year. HHSC shall provide the Comptroller, Legislative Budget Board, and the Governor with a copy of any notification received from the Attorney General.
- 18. Medically Dependent Children Program.** Appropriations above in Strategy A.1.1, Aged and Medicare-Related; Strategy A.1.2, Disability-Related; and Strategy A.1.5, Children, include funding for Medically Dependent Children Program (MDCP) waiver services and Youth Empowerment Services (YES) waiver services for clients enrolled in the STAR Kids program. These appropriations may not be construed as creating an entitlement to waiver services.
- 19. Health and Human Services Cost Containment.** The Health and Human Services Commission (HHSC) shall develop and implement cost containment initiatives to achieve savings of at least \$350,000,000 in General Revenue Funds for the 2020-21 biennium throughout the health and human services system. These initiatives shall include increasing fraud, waste, and abuse prevention and detection; seeking to maximize federal flexibility under the Medicaid program in compliance with Government Code, Chapter 537; and achieving other programmatic and administrative efficiencies. HHSC shall provide an annual report on the implementation of cost containment initiatives to the Legislative Budget Board by December 1. It is the intent of the legislature that HHSC shall achieve savings without adjusting amount, scope, or duration of services or otherwise negatively impacting access to care. It is the intent of the legislature that prior to making any changes, HHSC shall consider stakeholder input, including complying with any statutory requirements related to rulemaking and public hearings. This rider shall not be construed as limiting HHSC's ability to maximize federal flexibility under the Medicaid program, including federal flexibility that may impact amount, scope, or duration or services.

HEALTH AND HUMAN SERVICES COMMISSION
(Continued)

20. Expansion of Community-based Services.

- (a) Appropriations made above to the Health and Human Services Commission (HHSC) for the purpose of reducing interest lists include \$24,792,919 in General Revenue (\$66,661,790 in All Funds) for the following additional waiver slots:
 - (1) 60 Medically Dependent Children Program slots;
 - (2) 240 Community Living and Support Services slots;
 - (3) 1,320 Home and Community-based Services (HCS) slots; and
 - (4) 8 Deaf-Blind Multiple Disabilities slots.
- (b) All waiver slots identified in subsection (a) are end-of-year targets for fiscal year 2021. Appropriations assume equal rollout throughout the 2020-21 biennium. HHSC shall take any action necessary to ensure that persons are enrolled in waiver services as intended by appropriations and shall provide a plan for achieving this goal. The plan shall be submitted by October 1, 2019, and progress reports related to achieving enrollment goals shall be submitted on March 1, 2020; September 1, 2020; and March 1, 2021. Each progress report shall identify the number of persons enrolled in each type of slot, planned enrollment for the remainder of the 2020-21 biennium, any issues with enrollment identified by the agency, and how the agency plans to address those issues to achieve the targets by the end of fiscal year 2021. The plan and subsequent progress reports shall be submitted to the Legislative Budget Board, the Governor, the Senate Finance Committee, and the House Appropriations Committee.
- (c) Notwithstanding Special Provisions Relating to All Health and Human Services Agencies, Sec. 4(c), Limitations on Use of Available General Revenue Funds, in the event that increased Federal Funds become available due to availability of enhanced match under the Money Follows the Person demonstration, HHSC may expend the General Revenue Funds made available to further reduce interest lists in the strategies where the funds are made available.
- (d) HHSC may consider factors such as length of time on the interest list, size of interest list, demographics, average cost, and crisis stabilization in providing services to interest list clients on a program-specific basis.
- (e) It is the intent of the legislature that HHSC continue to promote diversion and transition from institutions. If HHSC determines that a sufficient unmet need exists, HHSC may allocate funding provided for HCS pursuant to subsection (a) of this rider to serve individuals through the Promoting Independence Initiative.

21. Transition of Day Habilitation Services. Out of funds appropriated above in Strategy B.1.1, Medicaid Contracts & Administration, and in accordance with state and federal laws and regulations, the Health and Human Services Commission (HHSC) shall develop a plan to replace current day habilitation services in waiver programs for individuals with intellectual and developmental disabilities (IDD) with more integrated services that maximize participation and integration of individuals with IDD in the community. HHSC shall submit the plan, including recommendations and an estimate of fiscal impact, by January 1, 2021 to the Legislative Budget Board, Governor, Lieutenant Governor, Speaker of the House, and members of the Senate Finance Committee and House Appropriations Committee. The plan shall be based upon the most recent caseload and cost forecast submitted pursuant to Special Provisions, §8, Caseload and Expenditure Reporting Requirements and the most recent guidance available from the Centers for Medicare and Medicaid Services. The plan shall be considered approved unless the Legislative Budget Board or the Governor issues a written disapproval within 15 business days. Any request for additional information from the Legislative Budget Board shall interrupt the counting of the 15 business days.

22. Nursing Home Program Provisions.

- (a) **Tending Home Income Eligibility Cap.** It is the intent of the Legislature that the income eligibility cap for nursing home care shall be maintained at the federal maximum level of 300 percent of Supplemental Security Income (SSI).

HEALTH AND HUMAN SERVICES COMMISSION
(Continued)

- (b) **Nursing Home Bed Capacity Planning.** It is the intent of the Legislature that the Health and Human Services Commission shall control the number of Medicaid beds, decertify unused Medicaid beds, and reallocate some or all of the decertified Medicaid beds, taking into account a facility's occupancy rate.

23. Limited Medicaid Coverage for Clients with Medicare Part D Benefit for Certain Excluded Medicare Part D Drug Categories. It is the intent of the Legislature that from funds appropriated above in Strategy A.1.6, Medicaid Prescription Drugs, the Health and Human Services Commission shall continue to provide Medicaid coverage for dual eligible clients. The Health and Human Services Commission shall recoup funds for these expenditures from Part D drug plans that are determined to be responsible for the dual eligible clients' drug costs. It is also the intent of the Legislature that from funds appropriated above in Strategy A.1.6, Medicaid Prescription Drugs, the Health and Human Services Commission shall continue to provide Medicaid coverage for certain categories of drugs not covered under the federal Medicare Part D program, under §1935(d)(2) of the Social Security Act, for full dual eligible clients. This coverage is limited to only those categories of excluded Medicare Part D drugs that continue to be eligible for federal Medicaid matching funds and that are currently covered under the Medicaid Vendor Drug Program (e.g., certain prescribed over-the-counter medications, smoking cessation medications and vitamins).

24. General Revenue Funds for Medicaid Mental Health and Intellectual Disability Services. For the purposes of this section and appropriation authority for the Medicaid mental health (MH) and intellectual disability (ID) program responsibilities of the Health and Human Services Commission (HHSC), the following subsections provide governance relating to appropriate use, classification and expenditure of funds.

- (a) **General Revenue Match for Medicaid.** ABEST Method of Financing Code 758 - GR Match for Medicaid shall be used to report General Revenue expenditures and request General Revenue appropriations for the state's share of Medicaid payments for the following Medicaid MH and ID services:
- (1) Community-based Intermediate Care Facilities for individuals with intellectual disabilities (ICF/IID) that are privately operated through contractual arrangements between private providers and HHSC;
 - (2) Community-based Intermediate Care Facilities for individuals with intellectual disabilities (ICF/IID), also known as Bond Homes, that are operated by HHSC;
 - (3) Home and Community-based Services (HCS) authorized by a 1915(c) federal waiver and provided through contractual arrangements between private providers and HHSC;
 - (4) Texas Home Living services authorized by a 1915(c) federal waiver and provided through contractual arrangements between private providers and HHSC;
 - (5) Mental health services provided through contracts with Behavioral Health Organizations;
 - (6) Rehabilitation Services as approved in the State Medicaid Plan which are provided by Mental Health Authorities and IDD Local Authorities;
 - (7) Targeted Case Management Services as approved in the State Medicaid Plan provided by Mental Health Authorities and IDD Local Authorities;
 - (8) Service Coordination Services as approved in the State Medicaid Plan provided by Mental Health Authorities and IDD Local Authorities;
 - (9) Salaries and operating costs related to direct program administration and indirect administration of the HHSC; and
 - (10) Home and Community-based Services authorized by a 1915(c) Youth Empowerment Services (YES) federal waiver and provided through contractual arrangements between provider agencies and HHSC.

HEALTH AND HUMAN SERVICES COMMISSION
(Continued)

- (b) **General Revenue Certified as Match for Medicaid.** The Health and Human Services Commission (HHSC) shall use ABEST Method of Financing code 8032 - General Revenue Certified as Match for Medicaid to identify General Revenue funds requested and reported as expended for the purpose of drawing Federal Funds and to document that State funds have been spent for Medicaid mental health and intellectual disability services and administrative expenditures for the following services:
- (1) Intermediate care facilities for individuals with intellectual disabilities that are operated by the State and known as "state supported living centers";
 - (2) Services delivered in state hospitals operated by HHSC including inpatient services for clients under the age of 21 and services that qualify under the federally approved Institutions for Mental Diseases (IMD) option for clients over the age of 65; and
 - (3) Medicaid Administrative Claims as approved in the State Medicaid Plan which are based on certain activities of Mental Health Authorities and IDD Local Authorities.
- (c) **Medicaid Federal Funds.** HHSC shall report expenditures and request legislative appropriations for federal Medicaid matching funds for client services, program administration and agency indirect administration. Automated Budgeting and Evaluation System of Texas (ABEST) Method of Financing Code (MOF) 555 and Medicaid CFDA 93.778 shall be used for the following:
- (1) Federal Funds drawn from the U.S. Centers for Medicare and Medicaid Services (CMS) using General Revenue funds classified as General Revenue Match for Medicaid (ABEST MOF Code 758), General Revenue Certified as Match for Medicaid (ABEST MOF Code 8032), Tobacco Settlement Receipts Match for Medicaid (ABEST MOF Code 8024) or Tobacco Receipts Certified as Match for Medicaid (ABEST MOF Code 8023);
 - (2) Federal Funds drawn from CMS using the departments' certification of local, non-profit expenditures made by the Mental Health Authorities and IDD Local Authorities on behalf of Medicaid-eligible individuals;
 - (3) Federal Funds received from CMS for services rendered to certain Medicaid-eligible individuals over the age of 65 by federally recognized Institutions for Mental Diseases (IMD Medicaid option) based on billings from state hospitals operated by HHSC to the claims processing agent for the Texas Medicaid program in its capacity as the State's fiscal agent for certain Medicaid payments; and
 - (4) Federal Funds received from CMS for general Medicaid health services including the Comprehensive Care Program for children based on billings from the state hospitals and state supported living centers operated by HHSC to the claims processing agent for the Texas Medicaid program in its capacity as the State's fiscal agent for certain Medicaid payments.
- (d) **Appropriation authority and accounting for Federal Funds for Medicaid Mental Health and Intellectual Disability Services.** Amounts defined as Medicaid Federal Funds shall be used as a first source, and General Revenue which was not used as matching funds shall not be used to fund Medicaid-eligible services. In the event that these revenues should be greater than the amounts included above in Federal Funds for mental health and intellectual disability services for HHSC, HHSC is appropriated and authorized to expend these Federal Funds made available, subject to the following requirements:
- (1) Amounts made available shall be expended prior to utilization of any General Revenue made available for the same purpose; and
 - (2) In the event General Revenue has been expended prior to the receipt of Medicaid Federal Funds, HHSC shall reimburse General Revenue upon receipt of the revenue. This process shall be completed on a monthly basis in order to not have an excess balance of Medicaid Federal Funds.

HEALTH AND HUMAN SERVICES COMMISSION
(Continued)

- (e) **Responsibility for proportionate share of indirect costs and benefits.** Nothing in this provision shall exempt HHSC from provisions of Article IX of this Act which apply equally to direct recoveries of benefits and indirect costs and to amounts recovered through an approved rate structure for services provided.
- (f) **Exclusive Appropriation Authority.** The preceding subsections of this provision shall be the exclusive appropriation authority for Medicaid mental health and intellectual disability services Federal Fund receipts from the above identified sources, and none of these receipts shall be appropriated by a provision of Article IX of this Act.

25. Waiver Program Cost Limits.

- (a) Out of funds appropriated above in Goal A, Medicaid Client Services, for the Medically Dependent Children Program, Community Living Assistance and Support Services, Deaf-Blind Multiple Disabilities, Home and Community-based Services, and STAR+PLUS Community Based Alternatives waivers, and subject to the terms of subsection (3) below, the Health and Human Services Commission (HHSC) may use General Revenue Funds to pay for services if:
 - (1) the cost of such services exceeds the individual cost limit;
 - (2) federal financial participation is not available to pay for such services; and
 - (3) HHSC determines that:
 - (A) the person's health and safety cannot be protected by the services provided within the individual cost limit established for the program; and
 - (B) there is no other available living arrangement in which the person's health and safety can be protected at that time, as evidenced by:
 - (i) an assessment conducted by clinical staff of HHSC; and
 - (ii) supporting documentation, including the person's medical and service records.
- (b) Out of funds appropriated above in Goal A, Medicaid Client Services, for the waiver programs identified in subsection (a) above, and subject to the terms of subsection (c) below, HHSC is authorized to use General Revenue Funds to continue to provide services to a person who was receiving medical assistance waiver program services on September 1, 2005, at a cost that exceeded the individual cost limit specified in the medical assistance waiver program if:
 - (1) federal financial participation is not available to pay for such services; and
 - (2) continuation of those services is necessary for the person to live in the most integrated setting appropriate to the needs of the person.
- (c) Authority provided in this rider is contingent upon HHSC submitting a report in writing to the Legislative Budget Board and Governor on October 1 of each year. The report shall include the number of clients by program which exceeds cost limits and the unmatched General Revenue associated with each by fiscal year.

- 26. Supplemental Payment Program Reporting and Appropriation Authority for Intergovernmental Transfers.** Out of funds appropriated above in Strategy B.1.1, Medicaid Contracts & Administration, the Health and Human Services Commission (HHSC) shall report certain financial and expenditure information regarding supplemental payment programs, including, but not limited to, the Disproportionate Share Hospital (DSH) program, the Uncompensated Care (UC) Pool, the Delivery System Reform Incentive Payment (DSRIP) Pool, the Network Access Improvement Program (NAIP), supplemental payments where the source of the non-federal share is Local Provider Participation Funds (LPPF), and other programs operated under the Healthcare Transformation and Quality Improvement Program 1115 Waiver, and any successor programs. In addition, HHSC shall gather information on all mandatory payments to a Local Provider Participation Fund (LPPF) and all uses for such payments, including the amount of funds from an LPPF for each particular use.

HEALTH AND HUMAN SERVICES COMMISSION
(Continued)

- (a) HHSC shall report quarterly:
 - (1) Prospective payment estimates, aligning estimated payments reporting with the CMS-37. The report will include a prospective certification that the requisite matching state and local funds are, or will be, available for the certified quarter. The quarterly financial report provides a statement of the state's Medicaid funding requirements for a certified quarter through summary data by each program; and
 - (2) Expenditures made in the previous quarter, aligning expenditure reporting with the CMS- 64. The report will include actual expenditures allowable under state and federal requirements. HHSC will report the recipients of all funds distributed by the commission for all supplemental payment programs. The report shall include:
 - (A) the recipients of funds by program;
 - (B) the amount distributed to each recipient;
 - (C) the date such payments were made; and
 - (D) all mandatory payments to an LPPF, including the amounts for each particular use.
- (b) Intergovernmental transfers (IGTs) of funds from institutions of higher education are appropriated to HHSC for the non-federal share of uncompensated care or delivery system reform incentive payments or monitoring costs under the Healthcare Transformation and Quality Improvement Program 1115 Waiver.
- (c) In an effort to maximize the receipt of federal Medicaid funding, HHSC is appropriated and may expend IGT received as Appropriated Receipts-Match for Medicaid No. 8062 for the purpose of matching Medicaid Federal Funds for payments to Medicaid providers and to offset administrative costs for programs HHSC administers for other entities.
- (d) From funds appropriated elsewhere in the act, HHSC shall provide a copy of the annual independent audit conducted of DSH and UC in compliance with federal requirements. HHSC shall provide a report that annually by June 30 to the Governor, the Lieutenant Governor, the Speaker of the House of Representatives, the Senate Finance Committee members, the House Appropriations Committee members, and the Legislative Budget Board.
- (e) HHSC will use the sums transferred from state owned hospitals as provided elsewhere in the Act as necessary to apply for appropriate matching Federal Funds and to provide the state's share of disproportionate share payments and uncompensated care payments authorized under the federal Healthcare Transformation and Quality Improvement Waiver, excluding payments for physicians, pharmacies, and clinics, due to state-owned hospitals. Any amounts of such transferred funds not required for these payments shall be deposited by HHSC to the General Revenue Fund as unappropriated revenue. Payments for physicians, pharmacies, and clinics are governed by Special Provisions Relating Only to Agencies of Higher Education, §54.
- (f) By October 1 of each fiscal year, HHSC shall present a schedule of projected transfers and payments to the Comptroller of Public Accounts, the Governor, and the Legislative Budget Board.
- (g) HHSC shall also evaluate the impact of reductions in funding available under the federal Healthcare Transformation and Quality Improvement Waiver. HHSC shall report on the evaluation and findings to the Governor, the Legislative Budget Board, the Lieutenant Governor, the Speaker of the House of Representatives, and the members of the Senate Finance Committee and House Appropriations Committee by October 1, 2020.

27. Study Relating to Cost Drivers in STAR Kids. Out of funds appropriated above in Strategy B.1.1, Medicaid Contracts and Administration, the Health and Human Services Commission (HHSC) shall study the cost impact of STAR Kids members with high utilization and cost drivers, including private duty nursing, and other services as appropriate, in each participating managed care organization (MCO) to determine if adjustments to the current rate-setting methodology would more appropriately align capitation rates with relative acuity without reducing the incentive for MCOs to manage utilization, while providing the most cost-effective care in the most

HEALTH AND HUMAN SERVICES COMMISSION
(Continued)

appropriate setting. If adjustments are deemed appropriate, HHSC may make such adjustments to the STAR Kids capitation rate-setting methodology if the adjustments will not result in increased expenditures.

- 28. Rural Labor and Delivery Medicaid Add-on Payment.** Included in amounts appropriated above to the Health and Human Services Commission (HHSC) in Strategy A.1.3, Pregnant Women, is \$3,146,400 in General Revenue and \$4,853,600 in Federal Funds in fiscal year 2020 and \$3,050,400 in General Revenue and \$4,949,600 in Federal Funds in fiscal year 2021 for HHSC to provide a \$500 Medicaid add-on payment for labor and delivery services provided by rural hospitals. For purposes of this rider, rural hospitals are defined as (1) hospitals located in a county with 60,000 or fewer persons according to the 2010 U.S. Census; or (2) a hospital designated by Medicare as a Critical Access Hospital (CAH), a Sole Community Hospital (SCH), or a Rural Referral Center (RRC) that is not located in a Metropolitan Statistical Area (MSA); or (3) a hospital that has 100 or fewer beds, is designated by Medicare as a CAH, a SCH, or a RRC, and is located in an MSA.
- 29. Medicaid Fraud Enforcement.** Out of funds appropriated above in Strategy B.1.1, Medicaid Contracts & Administration, the Health and Human Services Commission shall allocate an amount not to exceed \$330,000 in General Revenue in fiscal year 2020 and \$70,000 in General Revenue in fiscal year 2021 to create an automated database for the Texas Drug Code Index Certification of Information.
- 30. Study on Cost Savings for Medicaid Prescription Drugs.** Out of funds appropriated above in Strategy B.1.1, Medicaid Contracts & Administration, the Health and Human Services Commission (HHSC) shall evaluate strategies to achieve cost savings for Medicaid prescription drugs, including the direct dispensing of prescription drugs by physicians. HHSC shall submit a report with findings and recommendations for achieving cost savings to the Senate Finance Committee, the House Committee on Appropriations, the Legislative Budget Board, the Governor, and permanent standing committees in the House of Representatives and the Senate with jurisdiction over health and human services by September 1, 2020.
- 31. Electronic Visit Verification.** Out of funds appropriated above in Strategy B.1.1, Medicaid Contracts and Administration, the Health and Human Services Commission (HHSC) shall, in an effort to reduce the fiscal impact of rate increases for Consumer Directed Services (CDS) and ensure the best value for CDS clients, pursue opportunities to receive more favorable pricing, including through bulk purchasing, to assist CDS clients in purchasing necessary equipment to comply with electronic visit verification requirements.
- 32. Intensive Behavioral Intervention.** Contingent on the Health and Human Services Commission (HHSC) adding intensive behavioral intervention (IBI) as a Medicaid benefit for persons under age 20 with a diagnosis of Autism Spectrum Disorder, HHSC may expend funds appropriated above in Strategy A.1.5, Children, to reimburse for provision of IBI services.
- 33. Managed Care Organization Services for Adults with Serious Mental Illness.** Out of funds appropriated above in Strategy B.1.1, Medicaid Client Services, the Health and Human Services Commission (HHSC) shall identify claims and expenditures, by managed care organization (MCO), for Medicaid recipients in STAR+PLUS with a serious mental illness (SMI) to evaluate any inappropriate variation in delivery of service to individuals with SMI by MCO. For the purposes of the evaluation, individuals with SMI are individuals who have: (1) a qualifying diagnosis; and (2) functional impairment if a local mental health authority has performed an assessment on the recipient. HHSC shall identify performance measures to better hold MCOs accountable for outcomes and Medicaid spending for individuals with SMI, evaluate the delivery of services to individuals with SMI by MCOs against standards of care, and develop recommendations to improve quality of care. HHSC shall submit a report, including findings and recommendations, to the Governor, Legislative Budget Board, Chair of the House Appropriations Committee, Chair of the Senate Finance Committee, Speaker of the House, and Lieutenant Governor not later than August 31, 2020.
- 34. Evaluation of Opioid Drug Prescribing Practices Under Medicaid.** Out of funds appropriated above in Strategy B.1.1, Medicaid Contracts & Administration, the Health and Human Services Commission (HHSC) shall evaluate the prescribing practices for opioid drugs in the state under Medicaid and assess to what extent those practices align with the guidelines for prescribing opioid drugs adopted by the Centers for Disease Control and Prevention. No later than September 1, 2020, HHSC shall submit a report to the Legislature, Legislative Budget Board, and the Governor,

HEALTH AND HUMAN SERVICES COMMISSION
(Continued)

that includes findings of the evaluation and recommendations for next steps to take to better align the prescribing practices for opioid drugs in this state under Medicaid with the guidelines for prescribing opioid drugs adopted by the Centers for Disease Control and Prevention.

- 35. Report on Medicaid Coverage for Former Foster Children.** Out of funds appropriated above in Strategy B.1.1, Medicaid Contracts & Administration, the Health and Human Services Commission shall evaluate the number of former foster children who do not renew Medicaid coverage to maintain continuous health coverage until their 26th birthday. HHSC shall develop recommendations to improve the rate of youth formerly in foster care who maintain continuous health coverage and shall submit a report including findings and recommendations to the Governor, Legislative Budget Board, Speaker of the House, Lieutenant Governor, and members of the Senate Finance Committee and House Appropriations Committee no later than November 1 of each fiscal year.
- 36. Evaluation of Children's Hospital Reimbursement.** Out of funds appropriated above in Strategy B.1.1, Medicaid Contracts & Administration, the Health and Human Services Commission shall evaluate Medicaid and CHIP reimbursement methodologies for free-standing, non-profit children's hospitals.
- 37. Exemption from Waiver Rate Reductions.** Amounts appropriated above in Strategy A.3.1, Home and Community-based Services, and A.3.4, Texas Home Living, assume the continued exemption of consumer directed services from rate reductions (implemented August 1, 2017) for Supported Home Living services in the Home and Community-based Services waiver and Community Support Services in the Texas Home Living waiver.
- 38. Cost Effectiveness of Delivery System Reform and Incentive Payment Program.** Out of funds appropriated above in Strategy B.1.1, Medicaid Contracts & Admin, the Health and Human Services Commission (HHSC) shall report on the outcomes achieved by providers in the Delivery System Reform and Incentive Payment (DSRIP) program. HHSC's report must provide the following for demonstration years 7 and 8:
 - (a) describe the measure bundles and measures selected by performing providers;
 - (b) describe the core activities associated with the measure bundles and measures selected by performing providers;
 - (c) describe performing providers' performance on their selected measure bundles and measures;
 - (d) identify the core activities that are associated with successful performing provider performance on measure bundles and measures;
 - (e) include a summary of the final costs and savings reports;
 - (f) identify core activities with a positive return on investment based on final cost and savings reports; and
 - (g) identify the amount of DSRIP funds earned by each type of performing provider.

HHSC shall submit the report to the Governor, the Legislative Budget Board, and permanent committees in the House of Representatives and the Senate with jurisdiction over health and human services by December 1, 2020.

- 39. Emergency Medical Services Enhanced Payment Model.** Out of funds appropriated above in Strategy B.1.1, Medicaid Contracts & Administration, the Health and Human Services Commission shall conduct a study on the feasibility and cost-effectiveness of establishing an enhanced payment model for non-state government-operated public providers of ground emergency medical transportation services, which includes Medicaid fee-for-service supplemental payments and an enhanced Medicaid Managed Care fee schedule for public ambulance providers. The report shall also include an analysis of any effect an enhanced payment model for non-state government-operated public providers of ground emergency medical services would have on Uncompensated Care Pool funding and whether providers eligible for the emergency medical services enhanced payment model should continue to be eligible for payments from the Uncompensated Care Pool.

HEALTH AND HUMAN SERVICES COMMISSION
(Continued)

- 40. Hepatitis C Treatment Access.** Out of funds appropriated above in Strategy L.1.1, HHS System Supports, the Health and Human Services Commission (HHSC), in cooperation with the Texas Department of Criminal Justice, Employees Retirement System, and Teacher Retirement System, shall explore the feasibility of implementing a model allowing the state to pay a flat monthly rate for unlimited access to medications or other bulk purchasing or negotiating opportunities to treat individuals with Hepatitis C who are eligible to have prescription drugs provided with state funds. HHSC shall prepare and submit a report on the cost-effectiveness and projected savings of implementing such a model to the Governor, Legislative Budget Board, and permanent committees in the House of Representatives and the Senate with jurisdiction over health and human services no later than July 1, 2020.
- 41. Regional Advisory Council Diversion Evaluation.** Out of funds appropriated above in Strategy B.1.1, Medicaid Contracts and Administration, the Health and Human Services Commission (HHSC) shall evaluate the feasibility of requiring trauma service area regional advisory councils to implement a program to allow emergency medical services providers to navigate medically stable psychiatric emergency detention patients to the most appropriate setting. As part of the evaluation, HHSC shall consider the potential for Medicaid cost savings and options for providing reimbursement to the regional advisory councils or emergency medical services providers with those savings. HHSC shall report to the Governor and the Legislative Budget Board on the results of the evaluation, including any recommendations, no later than October 31, 2020.
- 42. Medicaid Waiver Program Interest List Study.**
- (a) Out of funds appropriated above in Strategy B.1.1, Medicaid Contracts & Administration, the Health and Human Services Commission (HHSC), in consultation and collaboration with the Intellectual and Developmental Disability System Redesign Advisory Committee established under Sec. 534.053, Government Code, shall conduct a study of interest lists or other waiting lists for the Home and Community-Based Services waiver, Community Living Assistance and Support Services waiver, Deaf-Blind Multiple Disabilities waiver, Medically Dependent Children Program waiver, Texas Home Living waiver, and STAR+PLUS.
 - (b) In conducting the study, HHSC shall consider:
 - (1) The experiences of other states in reducing or eliminating interest lists for services available for individuals with an intellectual or developmental disability (IDD);
 - (2) Factors affecting the interest list for each waiver program for the five most recent state fiscal biennia, including significant policy changes impacting the interest list;
 - (3) Existing data on persons on the interest list for each waiver program, including demographics, living arrangement, service preferences, length of time on the interest list, and unmet support needs;
 - (4) Strategies that HHSC could employ to eliminate the interest list for each program in a manner that results in the provision of person-centered services in the most integrated setting, including strategies employed by other states and opportunities for additional federal funding; and
 - (5) Cost estimates to implement strategies for eliminating the interest list for each program.
 - (c) HHSC shall submit a report with the results of the study to the Legislative Budget Board and the Governor not later than September 1, 2020.
 - (d) HHSC shall update the Statewide IDD Strategic Plan developed in relation to the Statewide Behavioral Health Strategic Plan required pursuant to Article IX, Sec. 10.04, Statewide Behavioral Health Strategic Plan and Coordinated Expenditures, to include short- and long-term goals, objectives, and strategies to address gaps in services for individuals with IDD, including strategies identified in the report submitted under subsection (c) of this rider, and to track the implementation of strategies to reduce interest lists and measure outcomes.
- 43. Quality- and Efficiency-based Enrollment Incentive Program.** Pursuant to Government Code § 533.00511, the Health and Human Services Commission (HHSC) shall create an incentive program that automatically enrolls a greater percentage of Medicaid recipients who have not selected a managed care plan into a plan based on quality of care, efficiency and effectiveness of service provision, and performance. Appropriations in Strategy B.1.1, Medicaid Contracts &

HEALTH AND HUMAN SERVICES COMMISSION
(Continued)

Administration, for fiscal year 2021 are contingent on HHSC implementing the required program by September 1, 2020. HHSC shall report on the status of the incentive program to the Governor and the Legislative Budget Board by January 15, 2021. The report shall include metrics for the incentive program that are transparent to managed care plans and providers in three areas: cost, quality of care, and Medicaid member satisfaction.

44. Rate Increases: Intermediate Care Facilities and Certain Waiver Providers.

- (a) Included in amounts appropriated above to the Health and Human Services Commission (HHSC) in Goal A, Medicaid Client Services, is \$42,665,000 in General Revenue and \$68,207,077 in Federal Funds for the 2020-21 biennium to provide for rate increases for intermediate care facilities and certain waiver providers, allocated as follows:
- (1) \$10,018,488 in General Revenue and \$15,454,404 in Federal Funds in fiscal year 2020 and \$10,966,874 in General Revenue and \$17,878,140 in Federal Funds in fiscal year 2021 in Strategy A.3.1, Home and Community-based Services (HCS), to increase the factor for HCS providers from 4.4 percent to 7.0 percent for facility-based services and to provide a rate increase with the intent that the additional funds be spent for the benefit of direct care staff, including direct care staff wages;
 - (2) \$5,000,000 in General Revenue and \$7,712,942 in Federal Funds in fiscal year 2020 and \$5,000,000 in General Revenue and \$8,150,973 in Federal Funds in fiscal year 2021 in Strategy A.2.7, Intermediate Care Facilities - IID (ICFs/IID), to provide a rate increase for ICFs/IID with the intent that the additional funds be spent for the benefit of direct care staff, including direct care staff wages;
 - (3) \$336,323 in General Revenue and \$518,807 in Federal Funds in fiscal year 2020 and \$343,315 in General Revenue and \$559,670 in Federal Funds in fiscal year 2021 in Strategy A.3.3, Deaf-Blind Multiple Disabilities (DBMD), to fully fund all rates for DBMD providers; and
 - (4) \$6,317,103 in General Revenue and \$10,298,107 in Federal Funds in fiscal year 2021 in Strategy A.3.1, Home and Community-based Services, and \$4,682,897 in General Revenue and \$7,634,034 in Federal Funds in fiscal year 2021 in Strategy A.2.7, Intermediate Care Facilities - IID, to create separate categories in the rate enhancement programs serving individuals with intellectual and developmental disabilities to group services based on the number of attendant hours included in the billing unit and, as funds are available, to increase participation in those rate enhancement programs.
- (b) It is the intent of the legislature that HHSC also increase the factor from 4.4 percent to 7.0 percent for facility-based services in the Texas Home Living waiver and Day Activity and Health Services.
- (c) HHSC shall develop the new categories pursuant to subsection (a)(4) of this rider no later than September 1, 2020.

45. Information on Funding Provided for Attendant Wages and Rate Enhancements. Included in amounts appropriated above to the Health and Human Services Commission (HHSC) in Goal A, Medicaid Client Services, and Strategy F.1.2, Non-Medicaid Services, is \$33,600,000 in General Revenue and \$53,483,409 in Federal Funds for an increase in the base wage of personal attendants to \$8.11 per hour in fiscal years 2020 and 2021. Also included in amounts appropriated above to HHSC in Goal A, Medicaid Client Services, is an additional \$9,100,000 in General Revenue and \$14,438,615 in Federal Funds for the 2020-21 biennium to fully fund the rate enhancement programs for community care and intellectual and developmental disabilities providers.

46. Medicaid Private Duty Nursing Rate Increase. Included in amounts appropriated above to the Health and Human Services Commission in Strategy A.1.2, Disability-Related, is \$7,400,000 in General Revenue and \$11,415,154 in Federal Funds in fiscal year 2020 and \$7,400,000 in General Revenue and \$12,063,440 in Federal Funds in fiscal year 2021 to provide a 2.5 percent rate increase for Texas Health Steps private duty nursing services.

47. Medicaid Therapy Rate Increases. Included in amounts appropriated above to the Health and Human Services Commission in Strategy A.1.5, Children, is \$19,023,880 in General Revenue Funds and \$30,179,322 in Federal Funds for the 2020-21 biennium, to be allocated as follows:

4

HEALTH AND HUMAN SERVICES COMMISSION
(Continued)

- (a) \$7,917,387 in General Revenue and \$12,220,187 in Federal Funds in fiscal year 2020 and \$7,917,387 in General Revenue and \$12,914,039 in Federal Funds in fiscal year 2021 to provide a ten percent increase in Medicaid provider rates for physical, occupational, and speech therapies provided in home to children.
- (b) \$1,594,553 in General Revenue and \$2,452,821 in Federal Funds in fiscal year 2020 and \$1,594,553 in General Revenue and \$2,592,275 in Federal Funds in fiscal year 2021 to increase reimbursement rates for therapy assistants to 80 percent of the rate paid to a licensed therapist.

CHILDREN'S HEALTH INSURANCE PROGRAM

- 48. Use of Additional CHIP Experience Rebates.** Included in the amounts appropriated above in Strategy C.1.1, CHIP, are CHIP Experience Rebates. For the purposes of this provision, CHIP Experience Rebates are defined as: 1) refunds/rebates of previously paid CHIP premiums and related interest earnings; and 2) managed care rebates and related interest earnings as described below. Amounts defined as CHIP Experience Rebates are to be deposited into the General Revenue Fund. The Health and Human Services Commission (HHSC) may receive and spend experience rebates generated in accordance with its contractual agreements with managed care organizations and other providers who participate in the CHIP and CHIP Perinatal programs. Expenditures shall be made from CHIP Experience Rebates generated in fiscal years 2020 and 2021. The method of financing item, Experience Rebates - CHIP No. 8054, for appropriations made above, includes unexpended and unobligated balances of Experience Rebates - CHIP remaining as of August 31, 2019, and receipts earned in fiscal years 2020 and 2021.

The use of CHIP Experience Rebates is limited to health care services for CHIP clients. CHIP Experience Rebates shall be expended as they are received as a first source, and General Revenue shall be used as a second source, to support CHIP-related programs. In the event that these revenues should be greater than the amounts identified in the method of finance above as Experience Rebates - CHIP, HHSC is appropriated and authorized to expend these General Revenue Funds thereby made available, subject to the following requirements:

- (a) Amounts available shall be expended prior to utilization of any General Revenue available for the same purposes; and
- (b) In the event General Revenue has been expended prior to the receipt of CHIP Experience Rebates, HHSC shall reimburse General Revenue. This process shall be completed on a monthly basis in order to prevent accumulation of CHIP Experience Rebate balances and reported in the Monthly Financial Report required by Rider 148, Other Reporting Requirements.

The preceding paragraph shall be the exclusive appropriation authority for receipts from the above identified sources and none of these receipts shall be appropriated by a provision of Article IX of this Act.

- 49. Tobacco Settlement Receipts.** Tobacco settlement receipts appropriations made above in Goal A, Medicaid Client Services, and Goal C, CHIP Client Services, include \$416,557,038 for fiscal year 2020 and \$407,705,147 for fiscal year 2021 in tobacco settlement receipts paid to the State pursuant to the Comprehensive Tobacco Settlement and Release. In the event that the state has not received a tobacco settlements payment for fiscal year 2020 and fiscal year 2021 by September 1 of each year of the biennium, the Comptroller of Public Accounts is authorized to use general revenue funds as needed for program expenditures for cash flow purposes between the beginning of the fiscal year and the receipt by the state of the tobacco settlement payment for the fiscal year. Upon receipt of the tobacco settlement payment, the General Revenue Fund shall be reimbursed with tobacco settlement receipts for all expenditures made pursuant to this provision.
- 50. CHIP Premium Co-Pays.** For purposes of this provision, CHIP Premium Co-Payments are defined as premium co-payments made on behalf of children enrolled in the Children's Health Insurance Program. Amounts defined as premium co-payments for CHIP children are deposited into the General Revenue Fund. The Health and Human Services Commission (HHSC) may receive and expend CHIP Premium Co-Payment revenues. In the event that these revenues should exceed the amounts identified in the method of finance table above as Premium Co-Payments, Low Income Children No. 3643, HHSC is appropriated and authorized to expend these General Revenue Funds, subject to the following requirements:

HEALTH AND HUMAN SERVICES COMMISSION
(Continued)

- (a) Amounts available shall be expended prior to utilization of any General Revenue available for the same purposes; and
- (b) In the event General Revenue has been expended prior to the receipt of Premium Co-Payments, Low Income Children No. 3643, HHSC shall reimburse General Revenue. This process shall be completed on a monthly basis in order to prevent accumulation of program income balances.

This rider shall be the exclusive appropriation authority for receipts from the above identified sources and none of these receipts shall be appropriated by a provision of Article IX of this Act.

BEHAVIORAL HEALTH

- 51. Contingency for Behavioral Health Funds.** Notwithstanding appropriation authority granted above, the Comptroller of Public Accounts shall not allow the expenditure of General Revenue-Related Funds at the Health and Human Services Commission in Strategies D.2.1, Community Mental Health Svcs - Adults, D.2.2, Community Mental Hlth Svcs - Children, D.2.3, Community Mental Health Crisis Svcs, D.2.4, Substance Abuse Services, D.2.5, Behavioral Hlth Waiver & Amendment, F.1.3, Non-Medicaid IDD Community Services, F.3.2, Child Advocacy Programs, F.3.3, Additional Advocacy Programs, G.2.1, Mental Health State Hospitals, G.2.2, Mental Health Community Hospitals, G.3.1, Other Facilities, G.4.1, Facility Program Support, G.4.2, Facility Capital Repairs and Renov, I.2.1, Long-Term Care Intake & Access, L.1.1, HHS System Supports, L.1.2, IT Oversight & Program Support, and M.1.1, Texas Civil Commitment Office in fiscal year 2020 or fiscal year 2021, as identified in Art. IX, §10.04, Statewide Behavioral Health Strategic Plan and Coordinated Expenditures, if the Legislative Budget Board provides notification to the Comptroller of Public Accounts that the agency's planned expenditure of those funds in fiscal year 2020 or fiscal year 2021 does not satisfy the requirements of Art. IX, §10.04, Statewide Behavioral Health Strategic Plan and Coordinated Expenditures.
- 52. Client Services.** It is the intent of the Legislature that the Health and Human Services Commission (HHSC) and the Department of Family and Protective Services (DFPS) enter into a Memorandum of Understanding for providing outpatient substance abuse treatment services by HHSC to referred DFPS clients.
- 53. Screening for Offenders with Mental Impairment.** Pursuant to Health and Safety Code §§614.013 and 614.017, the Health and Human Services Commission (HHSC) and community centers, as defined in the Texas Health and Safety Code §534.001(b), shall, through a memorandum of understanding, identify offenders with mental impairments in the criminal justice system, collect and report prevalence data, and accept and disclose information relating to a special needs offender if the disclosure serves the purpose of Chapter 614, Health and Safety Code.
- HHSC shall report to the Legislative Budget Board no later than September 1 of each fiscal year its efforts to facilitate the exchange of information between agencies pursuant to Health and Safety Code §614.017. The report shall include, but is not limited to: the manner in which information is exchanged between agencies, the frequency with which information is exchanged, the type of information most frequently exchanged, and the agencies most frequently involved in the exchange of information.
- 54. Mental Health Outcomes and Accountability.** Out of funds appropriated above in Goal D, Additional Health-related Services, Strategies D.2.1, Community Mental Health Svcs - Adults, D.2.2, Community Mental Hlth Svcs - Children, and D.2.3, Community Mental Health Crisis Svcs, the Health and Human Services Commission (HHSC) shall place ten percent (10%) of the General Revenue quarterly allocation from each Local Mental Health Authority (LMHA) and Local Behavioral Health Authority (LBHA) at risk. Funds placed at risk shall be subject to recoupment for failure to achieve outcome targets set by HHSC. Funds that have been recouped for failure to achieve outcome targets may be used for technical assistance or redistributed as an incentive payment according to a methodology developed by HHSC. Performance shall be assessed and payments made on a six-month interval.
- 55. Mental Health Appropriations and the 1115 Medicaid Transformation Waiver.** Out of funds appropriated above in Goal D, Additional Health-related Services, Strategies D.2.1, Community Mental Health Svcs - Adults, D.2.2, Community Mental Hlth Svcs - Children, and D.2.3, Community Mental Health Crisis Svcs, the Health and Human Services Commission (HHSC) by

HEALTH AND HUMAN SERVICES COMMISSION
(Continued)

contract shall require that General Revenue funds be used to the extent possible to draw down additional federal funds through the 1115 Transformation Waiver or other federal matching opportunities. Nothing in this section shall relieve a Local Mental Health Authority or Local Behavioral Health Authority from an obligation to provide mental health services under the terms of a performance contract with HHSC or to reduce the amount of such obligation specified in the contract. HHSC shall report to the Legislative Budget Board and the Governor by December 1 of each fiscal year on efforts to leverage these funds.

- 56. Healthy Community Collaboratives.** Out of General Revenue appropriated above, the Health and Human Services Commission (HHSC) shall allocate an amount not to exceed \$25,000,000 in General Revenue over the biennium in Strategy D.2.3, Community Mental Health Crisis Svcs, to fund grants to Healthy Community Collaboratives pursuant to Government Code §§ 539.001-.008. Contingent upon the availability of local matching funds pursuant to Government Code § 539.002, \$10,000,000 in General Revenue from the amount identified above may be allocated to fund Healthy Community Collaboratives in rural areas. If a collaborative also receives funds from the Texas Department of Housing and Community Affairs (TDHCA), then HHSC shall ensure that the grant funding under this section is in coordination with the funds from TDHCA.

Any unexpended balances remaining as of August 31, 2020, are appropriated to HHSC for the same purposes in the fiscal year beginning September 1, 2020. HHSC shall use funds for these purposes to the extent allowed by state law. HHSC shall also report to the Legislative Budget Board and the Governor the amount and type of expenditure and progress of the project by December 1, 2020.

- 57. Mental Health Peer Support Re-entry Program.** Out of funds appropriated above, the Health and Human Services Commission (HHSC) through a Memorandum of Understanding shall allocate up to \$1,000,000 in General Revenue for the 2020-21 biennium from Strategy D.2.1, Community Mental Health Svcs-Adults, to maintain a mental health peer support re-entry program. HHSC, in partnership with Local Mental Health Authorities and county sheriffs, shall operate a program that uses certified peer support specialists to ensure inmates with a mental illness successfully transition from the county jail into clinically appropriate community-based care.

HHSC shall submit a report to the Governor's Office and the Legislative Budget Board on the program that includes the total population served and client outcome measures by December 1, 2020.

- 58. Semiannual Reporting of Waiting Lists for Mental Health Services.** The Health and Human Services Commission shall submit semiannually to the Legislative Budget Board and the Governor the current waiting list and related expenditure data for the following:

- (a) Community mental health services for adults;
- (b) Community mental health services for children;
- (c) Forensic state hospital beds; and
- (d) Maximum security forensic state hospital beds.

The data shall be submitted in a format specified by the Legislative Budget Board and shall, at a minimum, include the number of clients waiting for all services, the number of underserved clients waiting for additional services, the number of individuals removed from the waiting list, and funds expended to remove individuals on the waiting list in the current fiscal quarter, and the average number of days spent on the waiting list. The information above shall be provided for each Local Mental Health Authority (LMHA) and Local Behavioral Health Authority (LBHA), facility, or other contracted entity. HHSC shall distinguish between waiting lists at LMHAs and LBHAs, state facilities, or other contracted entities that are due to operational or other short-term factors and long-term waiting lists due to insufficient capacity.

- 59. Mental Health Program for Veterans.** Out of funds appropriated above in Strategy D.2.1, Community Mental Health Services for Adults, the Health and Human Services Commission (HHSC) shall allocate \$5,000,000 in General Revenue in each fiscal year of the 2020-21 biennium for the purpose of administering the mental health program for veterans established pursuant to Health and Safety Code §§1001.221-.224.

HEALTH AND HUMAN SERVICES COMMISSION
(Continued)

No later than December 1 of each fiscal year, HHSC shall submit to the Legislature and the Governor's Office a detailed report describing the activities of the program in the preceding year which shall, at minimum, include a description of how the program is operated; the number of veterans served; the number of peers and volunteer coordinators trained; a summary of the contracts issued and services provided through those contracts; and recommendations for program improvements.

- 60. Synar Results Notification for Local Communities.** Out of funds appropriated above in Strategy D.2.4, Substance Abuse Services, the Health and Human Services Commission or the contracted vendor conducting the federally-required Synar survey shall notify the applicable Comptroller of Public Accounts tobacco law enforcement grantee and the applicable local sheriff's department in writing when a Synar violation occurs during the administration of the annual federal Synar survey. The notification shall include a copy of the Synar survey document and documentation of the violation and any additional details of the violation, such as the name of the clerk and actual cigarettes and/or tobacco product sold. Notification shall occur no later than 30 days after the last Synar survey inspection is conducted for the current Synar survey year.
- 61. Mental Health for Veterans Grant Program.** Out of funds appropriated above in Strategy L.1.1, HHS System Supports, the Health and Human Services Commission shall allocate \$20,000,000 in fiscal year 2020 in General Revenue to operate a grant program to support community mental health programs providing services and treatment to veterans and their families. HHSC shall submit a report on the effectiveness of the grants, the number of grants awarded, and the number of veterans served to the Legislative Budget Board and the Governor by December 1, 2020. Any unexpended balances in the Mental Health for Veterans Grant Program remaining on August 31, 2020, in Strategy L.1.1, HHS System Supports, are appropriated for the same purpose for the fiscal year beginning September 1, 2020, contingent upon prior written notification to the Legislative Budget Board and the Governor.
- 62. Mental Health Grant Program for Justice-Involved Individuals.** Included in amounts appropriated above to the Health and Human Services Commission (HHSC) in Strategy D.2.3, Community Mental Health Crisis Services, is \$25,000,000 in General Revenue in each fiscal year of the 2020-21 biennium for the purpose of administering the grant program to reduce recidivism, arrest, and incarceration among individuals with mental illness and to reduce wait times for forensic commitment established pursuant to Government Code § 531.0993. Any unexpended and unobligated balances remaining from amounts appropriated as of August 31, 2020, are appropriated for the fiscal year beginning September 1, 2020, for the same purpose. Also included in amounts appropriated above in Strategy D.2.3, Community Mental Health Crisis Services, is \$5,000,000 in General Revenue in each fiscal year of the 2020-21 biennium for a mental health jail diversion program in Harris County. HHSC shall ensure that grant recipients contribute funding pursuant to the requirements of Government Code § 531.0993(c) and § 531.09935(d).

Pursuant to Article IX, Sec. 10.04(b), HHSC shall require certain community collaboratives that receive state grant funding, identified above, to present twice annually to the Statewide Behavioral Health Coordinating Council on the impact each collaborative has had on project implementation and mental health outcomes on the population served by the grant funding.
- 63. Increased Access to Community Mental Health Services.** Included in amounts appropriated above is \$23,416,350 in General Revenue and \$1,667,735 in Federal Funds for each fiscal year for the 2020-21 biennium in Strategy D.2.1, Community Mental Health Svcs-Adults, and \$4,026,866 in General Revenue and \$416,934 in Federal Funds for each fiscal year of the 2020-21 biennium in Strategy D.2.2, Community Mental Hlth Svcs-Children, to avoid future waitlists and increase outpatient mental health treatment capacity at the local mental health authorities and local behavioral health authorities.
- 64. Substance Abuse Treatment Services.** Included in amounts appropriated above in Strategy D.2.4, Substance Abuse Services, is \$677,004 in GR for Substance Abuse Prevention and Treatment Block Grant in fiscal year 2020 and \$4,322,996 in GR for Substance Abuse Prevention and Treatment Block Grant in fiscal year 2021 to provide a rate increase for all substance abuse treatment services provided under Strategy D.2.4, Substance Abuse Services. Also included in amounts appropriated above in Strategy D.2.4, Substance Abuse Services, is \$23,634,844 in GR for Substance Abuse Prevention and Treatment Block Grant in fiscal year 2020 to reduce the substance abuse treatment waitlist for pregnant women and women with dependent children waiting to receive services provided under Strategy D.2.4, Substance Abuse Services.

HEALTH AND HUMAN SERVICES COMMISSION
(Continued)

- 65. Funding for Mental Health Programs.** Included in amounts appropriated above in Strategy D.2.1, Community Mental Health Services for Adults, is \$871,348 in General Revenue in each fiscal year of the 2020-21 biennium to continue funding for recovery-focused clubhouses at fiscal year 2019 service levels. Also included in amounts appropriated above in Strategy D.2.2, Community Mental Health Services for Children, \$5,446,612 in General Revenue in each fiscal year of the 2020-21 biennium for relinquishment prevention slots, including \$328,131 in General Revenue for program support and administration.
- 66. Consolidated Reporting of Opioid-Related Expenditures.** No later than October 1 of each year, the Executive Commissioner of the Health and Human Services Commission (HHSC) shall submit to the Legislature, Legislative Budget Board, and the Governor a report that provides information about actual annual expenditures from the previous fiscal year for all opioid abuse and misuse-related programs at HHSC, the Department of Family and Protective Services, and the Department of State Health Services, including but not limited to prevention, treatment, recovery, intervention, and detoxification services. The report shall include expenditure data by program at the method of finance level. The report shall include the amount distributed by Article II agencies to institutions of higher education for each program at the method of finance level.
- 67. Proposal to Enhance Efficiency of Substance Abuse Treatment Services.** Out of funds appropriated above in Strategy L.1.1, HHS System Supports, the Health and Human Services Commission (HHSC) shall develop a proposal to improve the efficiency of administering substance abuse treatment services and expand the capacity of substance use treatment services provided in Strategy D.2.4, Substance Abuse Services. HHSC shall consider best practices in substance abuse treatment and seek to streamline financial and contracting functions related to substance abuse treatment for indigent and/or applicable grant-funded services. HHSC shall consult with current substance use treatment providers, relevant trade organizations, other Single State Agencies (SSA) for Substance Abuse Services, the HHSC Behavioral Health Advisory Committee, and the Statewide Behavioral Health Coordinating Council in developing the proposal. HHSC shall submit a report detailing the proposal to Governor, Legislative Budget Board, and the permanent standing committees in the Senate and the House of Representatives with primary jurisdiction over health and human services by December 1, 2020.
- 68. Unexpended Balance Authority within the Biennium for the Community Mental Health Grant Program.** Included in amounts appropriated above in Strategy D.2.3, Community Mental Health Crisis Services, is \$20,000,000 in General Revenue in each fiscal year of the 2020-21 biennium for the Community Mental Health Grant Program. Any unexpended and unobligated balances remaining from amounts appropriated as of August 31, 2020, are appropriated for the same purposes for the fiscal year beginning September 1, 2020.
- 69. Study on Substance Abuse Treatment Services.** Out of funds appropriated above in Strategy L.1.1, HHS System Supports, the Health and Human Services Commission (HHSC) shall evaluate the reimbursement methodology and payment rate for substance use treatment services provided under Strategy D.2.4, Substance Abuse Services. In its evaluation, HHSC shall consider best practices for each level of care. HHSC shall report its initial findings to the Governor, the Legislative Budget Board, and permanent committees in the House of Representatives and the Senate with jurisdiction over health and human services by November 1, 2020.

WOMEN'S HEALTH

- 70. Payments to Health Centers for the Healthy Texas Women Program.** It is the intent of the Legislature that the Health and Human Services Commission (HHSC) shall, to the extent allowable by federal law, reimburse Federally Qualified Health Centers for family planning services under Strategy D.1.1, Women's Health Programs, funding for the Healthy Texas Women Program, using a prospective payment system at a per visit rate, not to exceed three payments during a calendar year.
- 71. Funding for Abstinence Sexual Education.** Funds appropriated in Strategy D.1.12, Abstinence Education, shall be utilized for the purpose of implementing abstinence sexual education programs to reduce the need for future family planning services for unwed minors. Abstinence education means materials and instruction which:
- (a) Present abstinence from sexual activity as the preferred choice of behavior for unmarried persons; and

HEALTH AND HUMAN SERVICES COMMISSION
(Continued)

- (b) Emphasize that abstinence from sexual activity, used consistently and correctly, is the only method that is 100 percent effective in preventing pregnancy, sexually transmitted disease, and infection with human immunodeficiency virus or acquired immunodeficiency syndrome.

Funds appropriated in Strategy D.1.12, Abstinence Education, must be used to implement sexual education programs that must comply with each of the components of the abstinence education program under § 510(b)(2) of the Social Security Act (42 U.S.C. §710(b)).

No later than December 1 of each year, the Health and Human Services Commission shall submit to the Legislative Budget Board and the Governor's Office a report containing contractor compliance issues related to components of § 510(b)(2) of the Social Security Act (42 U.S.C. §710(b)).

72. Prohibition on Abortions.

- (a) It is the intent of the Legislature that no funds shall be used to pay the direct or indirect costs (including marketing, overhead, rent, phones, and utilities) of abortion procedures provided by contractors of the Health and Human Services Commission.
- (b) It is also the intent of the Legislature that no funds appropriated for Medicaid Family Planning, Healthy Texas Women Program, or the Family Planning Program shall be distributed to individuals or entities that perform elective abortion procedures or that contract with or provide funds to individuals or entities for the performance of elective abortion procedures.
- (c) The commission shall include in its financial audit a review of the use of appropriated funds to ensure compliance with this section.

73. Funding for Family Planning Instruction. None of the funds appropriated above may be used to implement human sexuality instruction or family planning instruction, or to provide instructional materials for use in human sexuality instruction or family planning instruction, if the instruction or instructional materials are provided or prepared by an individual or entity that performs elective abortions or an affiliate of an individual or entity that performs elective abortions.

74. Women's Health Programs: Savings and Performance Reporting. The Health and Human Services Commission shall submit an annual report on the Healthy Texas Women (HTW), Family Planning Program (FPP), and Breast and Cervical Cancer Services Program, due May 1 of each year, to the Legislative Budget Board and the Governor's Office that includes the following information:

- (a) Enrollment levels of targeted low-income women and service utilization by geographic region, including total number of unduplicated patients served, delivery system, and age from the prior two fiscal years;
- (b) Savings or expenditures in the Medicaid program that are attributable to enrollment levels as reported in section (a);
- (c) Descriptions of all outreach activities undertaken for the reporting period;
- (d) The total number of providers, by geographic region, enrolled in HTW and FPP networks, and providers from legacy Women's Health Programs (including Texas Women's Health Program) not to include duplications of providers or ancillary providers;
- (e) The average and median numbers of program clients, and the total number of unduplicated patients served, detailed by provider;
- (f) The count of women in HTW and FPP receiving a long-acting reversible contraceptive;
- (g) The service utilization by procedure code. The annual report submitted as required above must satisfy federal reporting requirements that mandate the most specific, accurate, and complete coding and reporting for the highest level of specificity;
- (h) Total expenditures, by method of finance and program; and

HEALTH AND HUMAN SERVICES COMMISSION
(Continued)

- (i) Number of unduplicated women auto-enrolled into HTW from Medicaid for Pregnant women.

It is the intent of the Legislature that if the findings of the report show a reduction in women enrolled or of service utilization of greater than ten percent relative to the prior two fiscal years, the agency shall, within existing resources, undertake corrective measures to expand provider capacity and/or client outreach and enrollment efforts.

- 75. Funding for Healthy Texas Women Program.** Funds appropriated above in Strategy D.1.1, Women's Health Programs, include \$50,577,980 in General Revenue and \$57,695,214 in Federal Funds in fiscal year 2020 and \$53,692,557 in General Revenue and \$57,960,141 in Federal Funds in fiscal year 2021 for the Healthy Texas Women program. These amounts assume approval of the Healthy Texas Women Section 1115 Demonstration Waiver application. In the event federal matching funds do not become available or are available in a lesser amount, the Health and Human Services Commission shall seek approval to transfer funds from other sources prior to making any reductions to service levels.
- 76. Healthy Texas Women Cost Reimbursement Program.** Out of funds appropriated above in Strategy D.1.1, Women's Health Programs, the Health and Human Services Commission (HHSC) may operate the Healthy Texas Women (HTW) Cost Reimbursement program if HHSC is able to do so without exceeding All Funds appropriations. Not more than five percent of funds expended on the HTW Cost Reimbursement program shall be expended on providers' administrative functions.
- 77. Long-acting Reversible Contraceptive Devices.**
- (a) Out of funds appropriated above in Strategy B.1.1, Medicaid Contracts and Admin, and Strategy L.1.1, HHS System Supports, the Health and Human Services Commission (HHSC) shall coordinate with the State Board of Pharmacy to determine the feasibility of implementing a process in which unused long-acting reversible contraceptive (LARC) devices prescribed for clients enrolled in Medicaid or the Healthy Texas Women (HTW) program can be transferred to another Medicaid or HTW client. If feasible and cost effective, HHSC may implement the process.
- (b) Contingent upon approval by the Centers for Medicare and Medicaid Services (CMS) of the HTW Section 1115 Demonstration Waiver, HHSC shall work with CMS to determine if LARC bulk purchasing can be added to the waiver and receive federal matching funds.
- 78. Breast and Cervical Cancer Services Program Funding.** Included in amounts appropriated above in Strategy D.1.1, Women's Health Programs, is \$2,364,439 in General Revenue and \$9,144,526 in Federal Funds in each fiscal year for the Breast and Cervical Cancer Services (BCCS) Program. In the event federal funds are available in a lesser amount, the Health and Human Services Commission shall seek approval to transfer funds from other sources prior to making any reductions to service levels.
- 79. Primary Care and Specialty Care Provisions.**
- (a) **Consent for Services.**
- (1) No state funds appropriated above for Medicaid Family Planning or for the Family Planning Program in Strategy D.1.1, Women's Health Programs, may be expended by the Health and Human Services Commission (HHSC) to dispense prescription drugs to minors without parental consent. An exemption shall be allowed for non-parents and minors pursuant to Family Code Chapter 32.
- (2) HHSC may distribute funds for medical, dental, psychological, or surgical treatment provided to a minor only if consent to treatment is obtained pursuant to Family Code Chapter 32. In the event that compliance with this subsection would result in the loss of Federal Funds to the state, HHSC may modify, or suspend this subsection to the extent necessary to prevent such loss of funds, provided that 45-day prior notification is provided to the Governor and the Legislative Budget Board.

HEALTH AND HUMAN SERVICES COMMISSION
(Continued)

- (b) **Services Providers: Limitations.** No funds appropriated above may be expended by HHSC on the following:
- (1) To compensate providers for the Breast and Cervical Cancer Services Program in Strategy D.1.1, Women's Health Programs, that would be ineligible to participate pursuant to 15 Texas Administrative Code § 392.607. If HHSC is unable to locate a sufficient number of eligible providers offering services in a permanent setting in a certain region, the agency may compensate other local providers for the provision of breast and cervical cancer screening services; and
 - (2) To contract with providers for the Primary Health Care Program in Strategy D.1.11, Community Primary Care Services, that would be ineligible to participate pursuant to Health and Safety Code § 31.006.
- (c) **Allocation of Funds for Family Planning Services.** HHSC shall allocate funds appropriated above in Strategy D.1.1, Women's Health Programs, for the Family Planning Program, using a methodology that prioritizes distribution and reallocation to first award public entities that provide family planning services, including state, county, local community health clinics, Federally Qualified Health Centers, and clinics under the Baylor College of Medicine; secondly, non-public entities that provide comprehensive primary and preventative care as a part of their family planning services; and thirdly, non-public entities that provide family planning services but do not provide comprehensive primary and preventative care. HHSC shall in compliance with federal law ensure the distribution and allocation methodology for funds in Strategy D.1.1, Women's Health Programs, for the Family Planning Program, does not severely limit or eliminate access to services to any region.

Out of funds appropriated above in Strategy D.1.1, Women's Health Programs, for the Family Planning Program, up to \$1,000,000 each fiscal year of the 2020-21 biennium may be allocated to clinics for core family planning services provided under the auspices of Baylor College of Medicine.

80. Alternatives to Abortion Program.

- (a) **Transfer Authority.** Notwithstanding Article IX, § 14.01, Appropriation Transfers, Article IX, § 14.03, Transfers - Capital Budget, Article II, Special Provisions § 6, Limitations on Transfer Authority, Health and Human Services Commission (HHSC) Rider 135, Limitations on Transfer Authority, or any other transfer limitations in this Act, HHSC may transfer up to a total of \$20,000,000 during the biennium to Strategy D.1.2, Alternatives to Abortion, from any appropriated funds, if HHSC determines that there is a demand based on program utilization. Any funds transferred to Strategy D.1.2, Alternatives to Abortion, shall be spent on direct client services.
- (b) **Unexpended Balance Authority within the Biennium.** Any unobligated and unexpended balances remaining as of August 31, 2020, in Strategy D.1.2, Alternatives to Abortion, are appropriated to HHSC for the same purpose for the state fiscal year beginning September 1, 2020.
- (c) **Reporting Requirement.** HHSC shall submit the following information regarding the Alternatives to Abortion program (A2A) to the Legislative Budget Board and the Governor no later than December 1 of each year:
- (1) total number of A2A providers, including subcontractors, by geographical region, and the total number of unduplicated clients served by each provider, by gender and age;
 - (2) description of A2A outreach efforts by providers and HHSC;
 - (3) total expenditures, by MOF;
 - (4) total contract amounts by provider, including subcontractors; and
 - (5) any outcome measures included in contracts with providers.

HEALTH AND HUMAN SERVICES COMMISSION
(Continued)

OTHER CLIENT SERVICES

- 81. Maintenance of Effort (MOE) Reporting Requirement: ECI Services.** The Health and Human Services Commission (HHSC) shall report quarterly to the Legislative Budget Board and the Governor's Office on all state funds used for maintenance of effort (MOE) for federal Special Education Grants for Infants and Families with Disabilities (CFDA 84.181) funds. Each report shall detail funds for the current fiscal year and at least the two previous fiscal years.

The reports shall be prepared in a format specified by the Legislative Budget Board. The reports shall be submitted within 30 calendar days of the end of each fiscal quarter.

- 82. Education Funding.** Included in the Method of Financing in Other Funds above is \$16,498,102 in fiscal year 2020 and \$16,498,102 in fiscal year 2021 set aside from the Special Education Allotment and transferred to the Health and Human Services Commission (HHSC).

HHSC shall enter into a Memorandum of Understanding (MOU) with the Texas Education Agency for the purpose of providing funds to Early Childhood Intervention contractors for eligibility determination and comprehensive and transition services. The MOU shall include a listing of the specific services that the funding will support and other provisions the agencies deem necessary. HHSC shall provide a signed copy of the MOU to the Legislative Budget Board and the Governor, no later than October 1, 2020.

- 83. Limitation on Federal Funds Appropriations for Early Childhood Intervention Services.** Included in the amounts appropriated above in Strategy D.1.3, ECI Services, is \$51,854,395 in fiscal year 2020 and \$52,690,004 in fiscal year 2021 from federal Special Education Grants for Infants and Families (IDEA Part C) funds. The Health and Human Services Commission's (HHSC) total expenditures of IDEA Part C federal funds in each fiscal year in Strategy D.1.3, ECI Services, may not exceed the amounts specified in this rider without written approval from the Legislative Budget Board and the Governor.

To request approval, HHSC shall submit in a timely manner a written request before expending the funds. At the same time, the agency shall provide a copy of the request to the Comptroller of Public Accounts. The request shall include the following information by fiscal year:

- a. A detailed explanation of the proposed use of the additional funds and whether the expenditures will be one-time or ongoing;
- b. The available balance after the expenditure of the funds; and
- c. An estimate of the impact to performance levels and/or targets included in this Act.

- 84. State Funding for Assistive Technologies and Devices.** Included in the amounts appropriated above in Strategy F.2.1, Independent Living Services, is \$1,000,000 in General Revenue Funds in fiscal year 2020 and \$1,000,000 in General Revenue Funds in fiscal year 2021 for the purpose of providing assistive technologies, devices, and related training to Texans with the most significant disabilities. It is the intent of the legislature that these funds be expended to the greatest degree possible on disabled Texans who, without these technologies and devices, would be placed in nursing homes or otherwise removed from their communities.

- 85. Reporting on Early Childhood Intervention.** The Health and Human Services Commission (HHSC) shall submit the following to the Legislative Budget Board and the Governor's Office as it relates to Strategies D.1.3, ECI Services and D.1.4, ECI Respite and Quality Assurance:

- (a) Annual report due December 1st that details by provider and month of service:
 - (1) Number of children receiving follow along services and total number of children served in comprehensive services;
 - (2) Total amount reimbursed; and
 - (3) Number of hours of service delivered by service type and Medicaid versus Non-Medicaid within each service type.

HEALTH AND HUMAN SERVICES COMMISSION
(Continued)

- (b) Report that provides, for each contractor: the number of children to be served and total ECI program budget, including Medicaid amounts; the HHSC appropriation allocation; the ECI contract amount; and other contractor revenue including actual Medicaid collections for Medicaid Administrative Claiming, Targeted Case Management, and Specialized Skills Training. The report shall be submitted three separate times, within 30 calendar days of the following milestones being reached:
 - (1) Determination of initial contract amounts;
 - (2) Finalization (signing) of contracts; and
 - (3) Finalization of mid-year adjustments to the contracts.
- (c) A quarterly report that details by quarter of service: the total amount collected from private insurance and the total family cost share amount.
- (d) In the event that notification is given of intent to terminate a contract, HHSC shall provide a report on the date notice was received, the date of when termination is effective, and any termination plans related to the notice. HHSC shall provide the report as soon as all reporting information is available.
- (e) Any other information requested by the Legislative Budget Board or the Governor's Office.

The reports shall be prepared in a format specified by the Legislative Budget Board.

86. Autism Program Provisions. Out of funds appropriated above in Strategy D.1.6, Autism Program:

- a. Expenditures for Applied Behavioral Analysis (ABA) treatment services shall be only for children enrolled in the focused program; and
- b. Health and Human Services Commission shall provide support to the Texas Autism Council and the Texas Autism Research and Resource Center.

87. Children with Special Health Care Needs (CSHCN).

- (a) Notwithstanding Rider 135, Limitations on Transfer Authority, amounts appropriated above to the Health and Human Services Commission (HHSC) in Strategy D.1.7, Children with Special Needs, may only be transferred if such a transfer would not result in a loss of, or reduction in, services or persons otherwise eligible for CSHCN services, or that results in higher cost projections for the next fiscal biennium.
- (b) HHSC shall submit the following information to the Legislative Budget Board and the Governor's Office no later than December 1 of each year:
 - (1) Demographic of clients served and on the program's waitlist, including income level, insured status, and citizenship; and
 - (2) Caseload and prescription drug data, including related expenditures, for at least the preceding 36 months and forecast projections for the 36-month period beginning with the first month after the report is due.

The data shall be submitted in a format specified by the Legislative Budget Board.

88. Parkland Senior Care Project. It is the intent of the Legislature that a total of \$302,100 for the 2020-21 appropriated in Strategy D.1.11, Community Primary Care Services, be expended for the Parkland Senior Care Project.

89. High Performance Bonus for Administration of the Supplemental Nutritional Assistance Program (SNAP). High Performance Bonuses are annual incentive payments to state agencies that meet standards for high or most improved performance established by the Secretary of the U.S. Department of Agriculture. The authority to receive and expend high performance bonuses is provided in Article IX, §13.01, Federal Funds/Block Grants, and is subject to the following additional conditions:

HEALTH AND HUMAN SERVICES COMMISSION

(Continued)

- (a) A portion of these funds, in each year of the biennium, shall be used by the Health and Human Services Commission (HHSC) for the development and operation of a nutrition education and outreach program, or for activities that otherwise improve low-income consumers' access to basic nutrition and healthy foods.
 - (b) HHSC shall prepare annual reports by October 1 of each year of the biennium summarizing HHSC's progress in implementing the outreach program and file those reports with the standing committees of the Senate and House of Representatives having primary jurisdiction over health and human services.
 - (c) A portion of these funds, in each year of the biennium, shall be used by HHSC to provide bonuses to position classifications whose efforts directly contributed to meeting these performance standards, or to position classifications who meet or exceed customer service performance measures developed by the commission, or whose efforts directly contributed to increasing the percentage of eligible persons who receive SNAP benefits.
 - (1) Before an employee can be eligible for a bonus, the employee must have been employed in the program for the related twelve months, remain employed in the program, and demonstrate performance that meets expectations.
 - (2) HHSC has the authority to determine whether employees who have received bonuses under this provision are eligible for merit salary increases during a twelve-month period prior to or after receipt of the bonus.
- 90. Temporary Emergency Assistance for Families at Risk of Welfare Dependency.** Out of funds appropriated above in Strategy E.1.1, TANF (Cash Assistance) Grants, the Health and Human Services Commission shall provide a one-time emergency assistance payment to applicants for a TANF (Cash Assistance) grant who are likely to be employed within a short period of time, without referral to the Choices program. It is the intent of the Legislature that the commission expands the use of one-time emergency payments as a cost-effective deterrent from the ongoing cash assistance grant programs.
- 91. TANF (Cash Assistance) Grants.** Out of funds appropriated above in Strategy E.1.1, TANF (Cash Assistance) Grants, the Health and Human Services Commission shall adjust the TANF grant amount each year to ensure that the maximum monthly grant for a family of three is at least 17 percent of the federal poverty level and provide a one-time per year grant of up to \$30 for each TANF child on August 1 of each year.
- 92. FTE Authority during Federally-Declared Disasters.** Notwithstanding Article IX, § 6.10, Limitation on State Employments Levels, and in the event the Health and Human Services Commission determines a need for additional staff related to providing services for federally-declared disasters, the commission may increase the number of FTEs and adjust the agency limitation on FTEs for this purpose. This is contingent upon notification to the Legislative Budget Board and the Governor, sent within 30 days of the intent to hire additional staff and quantify the staffing level. Only Federal Funds may be used to pay salaries and benefits for the additional FTEs hired for this purpose.
- 93. Umbilical Cord Blood Bank Funding.** Included in appropriations above in Strategy D.1.10, Additional Specialty Care, is \$1,000,000 in General Revenue Funds in fiscal year 2020 and \$1,000,000 in General Revenue Funds in fiscal year 2021 for the purpose of entering into a contract with a public cord blood bank in Texas for gathering umbilical cord blood from live births and retaining the blood at an unrelated cord blood bank for the primary purpose of making umbilical cord blood available for transplantation purpose. The contracting blood bank must be accredited by the American Association of Blood Banks and the International Organization for Standardization.
- 94. Pediatric Health Tele-Connectivity Resource Program for Rural Texas.** Included in amounts appropriated above in Strategy D.1.10, Additional Specialty Care, is \$1,210,808 in General Revenue and \$1,289,193 in Federal Funds in fiscal year 2020 and \$1,234,177 in General Revenue and \$1,265,823 in Federal Funds in fiscal year 2021 to establish a pediatric tele-connectivity resource program for rural Texas pursuant to Chapter 541 of the Government Code.

HEALTH AND HUMAN SERVICES COMMISSION
(Continued)

Any unexpended balances in General Revenue or Federal Funds as of August 31, 2020, are appropriated for the fiscal year beginning September 1, 2020, to establish a pediatric telemedicine connectivity resource program for rural Texas pursuant to Chapter 541 of the Government Code.

95. Funding for Child Advocacy Center Programs and Court Appointed Special Advocate Programs.

- (a) Included in appropriations above in Strategy F.3.2, Child Advocacy Programs, is \$26,968,163 in General Revenue, \$10,229,844 in General Revenue - Dedicated Compensation to Victims of Crime Account No. 0469, and \$10,000,000 in General Revenue - Dedicated Sexual Assault Program Account No. 5010 for the biennium for the purpose of entering into a contract with a statewide organization that shall provide training, technical assistance, evaluation services, and funds administration to support contractual requirements for local children's advocacy center programs. The statewide organization must be exempt from federal income taxation and be composed of individuals or groups of individuals who have expertise in the establishment and operation of children's advocacy center programs.
- (b) Included in appropriations above in Strategy F.3.2, Child Advocacy Programs, is \$19,671,157 in General Revenue, \$10,229,844 in General Revenue - Dedicated Compensation to Victims of Crime Account No. 0469, and \$27,000 in License Plate Trust Fund Account No. 0802 for the biennium for the purpose of entering into a contract with a statewide organization that shall provide training, technical assistance, and evaluation services for the benefit of local volunteer advocate programs. The statewide organization must be exempt from federal income taxation and be composed of individuals or groups of individuals who have expertise in the dynamics of child abuse and neglect and experience in operating volunteer advocate programs.
- (c) Unexpended balances in Strategy F.3.2, Child Advocacy Programs, remaining as of August 31, 2020, are appropriated for the same purposes for the fiscal year beginning September 1, 2020.
- (d) It is the intent of the Legislature that amounts appropriated above in Strategy F.3.2, Child Advocacy Programs, to HHSC provide funding identified by this rider to Child Advocacy Center Programs and Court Appointed Special Advocate Programs to ensure a continuity of services without disruption.
- (e) Within 100 days after the close of each fiscal year, HHSC shall submit a report detailing the expenditures of funds appropriated in Strategy F.3.2, Child Advocacy Programs. The report shall include information demonstrating continuity of service from the previous fiscal year, the amount of grants awarded in each of the categories listed above, the amount of expenditures for administration, the amount of expenditures from General Revenue - Dedicated Compensation to Victims of Crime Fund Account No. 0469, and oversight activities conducted relating to the child advocacy programs. The report shall be submitted to the Legislative Budget Board, the Governor, the Senate Finance Committee, and the House Appropriations Committee.

96. Texas Workforce Commission Partnership. Amounts appropriated above for the 2020-21 biennium to the Health and Human Services Commission in Strategy F.2.1, Independent Living Services, include \$8,586,875 in fiscal year 2020 and \$8,586,875 in fiscal year 2021 in Interagency Contracts from the Texas Workforce Commission.

97. Lifespan Respite Care Program. Included in the amounts appropriated above in Strategy I.2.1, Long-Term Care Intake & Access, is \$500,000 in General Revenue in each fiscal year of the 2020-21 biennium for the Texas Lifespan Respite Program. The Health and Human Services Commission shall ensure continuity of service for the Texas Lifespan Respite Program from the 2018-19 biennium.

98. Early Childhood Intervention Funding Maximization. Out of funds appropriated above in Strategy D.1.4, ECI Respite and Quality Assurance, the Health and Human Services Commission (HHSC) shall develop a plan for maximizing funding available to providers of early childhood intervention (ECI) services. Strategies in the plan may include:

HEALTH AND HUMAN SERVICES COMMISSION
(Continued)

- (a) Evaluating the Medicaid rate for Specialized Skills Training;
- (b) Restructuring ECI provider contracts to ensure expenditure of ECI appropriations, which may include adjusting the maximum reimbursable value to allow expenditure of appropriated funds for quality or incentive payments to ECI providers;
- (c) Coordinating with the Texas Education Agency to explore the feasibility of drawing down additional Federal Funds to be transferred to HHSC for ECI services;
- (d) Working with the Centers for Medicare and Medicaid Services and any other federal partners to identify additional opportunities to access federal funds to support the ECI program; and
- (e) Any additional strategies identified by HHSC.

HHSC shall submit the plan by September 1, 2019, and progress reports related to maximizing funding available to providers of ECI services on March 1, 2020; September 1, 2020; and March 1, 2021. Each progress report shall identify strategies HHSC has implemented and the impact of the strategies; strategies HHSC plans to implement and a timeframe for implementation; and any challenges in maximizing funding available to providers of ECI services identified by the agency. The plan and subsequent progress reports shall be submitted to the Governor, the Legislative Budget Board, and permanent committees in the House of Representatives and the Senate with jurisdiction over health and human services.

99. Home Delivered Meals Program. Included in amounts appropriated above in Strategy F.1.2, Non-Medicaid Services, is \$3,000,000 in General Revenue in each fiscal year of the 2020-21 biennium to increase the maximum rate for Home Delivered Meals to \$5.31 per meal.

100. Unexpended Balances within the Biennium: Family Violence Services. Any unexpended and unobligated balances remaining as of August 31, 2020, from appropriations made to the Health and Human Services Commission (HHSC) in Strategy F.3.1, Family Violence Services, are appropriated to HHSC for the fiscal year beginning September 1, 2020, for the same purposes relating to the provision of family violence services.

101. Stroke Treatment and Response.

- (a) Included in amounts appropriated above in Strategy D.1.10, Additional Specialty Care, is \$500,000 in General Revenue in fiscal year 2020 and \$500,000 in General Revenue in fiscal year 2021 for the Health and Human Services Commission (HHSC) to provide funding for services provided by mobile stroke units.
- (b) It is the intent of the Legislature that, out of funds appropriated above in Strategies in Goal A, Medicaid Client Services, HHSC shall reimburse for tissue plasminogen activator (tPA) for treatment of stroke.

FACILITIES

102. Disposition of Construction Appropriation Related to Intellectual Disability. Construction appropriations made above may be used to pay salaries and travel expenses of engineers and architects employed by the Health and Human Services Commission, administrative expenses of construction projects, architect's and engineer's fees, and the actual travel expenses incurred by them or their representatives in making trips of inspection at the discretion of the commission during construction, renovation, or repair of buildings and systems or the installation of fixed equipment. No more than \$300,000 per fiscal year may be paid out of General Obligation Bond Proceeds for administrative expenses.

Job titles and rates of pay for such salaried positions of personnel paid from construction appropriations shall conform with the Position Classification Plan and Classification Salary Schedule.

103. Behavioral Support Specialists at State Supported Living Centers. Out of funds appropriated above in Strategy G.1.1, State Supported Living Centers, San Angelo State Supported Living Center and Mexia State Supported Living Center shall provide behavioral support specialists to assist the alleged offender residents with any specialized educational needs.

HEALTH AND HUMAN SERVICES COMMISSION
(Continued)

104. State Supported Living Center Oversight.

(a) Department of Justice Settlement Agreement.

- (1) The Health and Human Services Commission (HHSC) shall provide notification when a state supported living center reaches substantial compliance with a section of the Department of Justice Settlement Agreement and is no longer subject to monitoring in that area. Notification shall be provided to the Legislative Budget Board, the Office of the Governor, and the permanent standing committees in the House of Representatives and the Senate with jurisdiction over health and human services within 30 days of reaching substantial compliance.

(b) Cost Reporting.

- (1) Not later than April 1 and October 1 of each fiscal year, HHSC shall provide actual monthly expenditure data by state supported living center to the Legislative Budget Board in a format approved by the Legislative Budget Board.
- (2) Not later than April 1 and October 1 of each fiscal year, HHSC shall provide data on cost reductions that have occurred as a result of reductions in the State Supported Living Center system census in areas including, but not limited to, staffing and employee benefits, acute care/prescription drugs, resident support (dietary, laundry, transportation, and maintenance services), and data on the impact of the declining census on collection of Quality Assurance Fee revenue.

(c) State Supported Living Center Expenditures.

- (1) Notwithstanding any other provisions in this Act, HHSC is authorized to expend additional funds above appropriations in Strategy G.1.1, State Supported Living Centers, only upon prior written approval from the Legislative Budget Board and the Governor or as authorized in subsection (c)(3) of this rider. Additional funds include (1) funds related to collection of ID Medicare Receipts, ID Appropriated Receipts, ID Collections for Patient Support and Maintenance, and fees collected pursuant to the provision of SSLC services to community members, and (2) funds necessary to avoid loss of federal funding or to preserve the health, safety, and quality of life of residents.

To request authorization to expend additional funds, the agency shall submit a written request to the Legislative Budget Board and the Governor that includes the following information:

- (A) a detailed explanation of the reason for the need to spend additional funds; and
- (B) an estimate of the available funding to transfer to Strategy G.1.1, State Supported Living Centers, and the strategy(ies) in which the funds will be made available for transfer.

This request shall be considered to be approved unless the Legislative Budget Board or the Governor issue a written disapproval within 15 business days of the date on which the staff of the Legislative Budget Board concludes its review of the proposal to spend additional funds and forwards its review to the Chair of the House Appropriations Committee, Chair of the Senate Finance Committee, Speaker of the House, and Lieutenant Governor. Any request for additional information from the Legislative Budget Board shall interrupt the counting of the 15 business days.

The Comptroller of Public Accounts shall not allow the expenditure of additional funds for this purpose if the Legislative Budget Board provides notification to the Comptroller of Public Accounts that the requirements of this provision have not been met.

- (2) By December 31, 2019, HHSC shall provide a plan to the Legislative Budget Board and the Governor demonstrating how the agency will manage the expenditures in Strategy G.1.1, State Supported Living Centers, to remain within appropriated levels.
- (3) Included in amounts appropriated above is an estimated \$242,500 in General Revenue Funds in fiscal year 2020 and \$242,500 in General Revenue Funds in fiscal year 2021 in Strategy G.1.1, State Supported Living Centers, for the purpose of providing

HEALTH AND HUMAN SERVICES COMMISSION
(Continued)

medical, behavioral, and other state supported living center services to community members who meet certain eligibility requirements. Funding is contingent on HHSC generating sufficient collections from the provision of these services. In the event actual collections are less than the amounts identified in this subsection, the Legislative Budget Board may direct the Comptroller of Public Accounts to reduce the appropriation authority provided above to be within the amount of revenue expected to be available. In the event actual collections are greater than the amount identified in this subsection, HHSC is authorized to expend these funds. Any collections greater than the amount listed in this subsection shall be noted in the report required by subsection (b)(1) of this rider.

105. State Health Care Facility Provisions. Out of funds appropriated above in Strategy G.3.1, Other Facilities, the Rio Grande State Center Outpatient Clinic shall support medical education through the Family Medicine Residency Program at the McAllen Medical Center with the cooperation of the University of Texas Rio Grande Valley. Any third party collections collected by the Rio Grande State Center are appropriated to Strategy G.3.1, Other Facilities, for the provision of services.

106. Maximum Security Salaries. As a specific exception to the General Provisions of this Act governing salary rates of classified positions, funds are included above for the Health and Human Services Commission to pay employees working in designated Maximum Security Units or designated specialized Behavioral Management Units of state hospitals and state supported living centers up to a 6.8 percent increase over those salary rates provided by Article IX, §3.01, Salary Rates.

107. Fire Prevention and Safety. In instances in which regular employees of state hospitals and state supported living centers located in remote areas are assigned extra duties in fire prevention programs, the following payments are authorized in addition to the salary rates stipulated by Article IX, §3.01, Salary Rates, relating to the position classifications and assigned salary ranges:

Fire Chief	\$ 75 per month
Assistant Fire Chief	\$ 65 per month
Fire Brigade Member	\$ 50 per month

108. State Hospital and State Supported Living Center Workforce. Out of funds appropriated above in Strategy G.1.1, State Supported Living Centers, and Strategy G.2.1, Mental Health State Hospitals, the Health and Human Services Commission (HHSC) shall evaluate compensation levels, turnover and vacancy rates and patterns, use of contractors and position type, and recruiting efforts at the state hospitals and state supported living centers. HHSC shall develop recommendations to reduce turnover and vacancy rates. No later than August 31, 2020, HHSC shall submit to the Legislative Budget Board and the Governor's Office a report on the recommendations and initiatives taken to address these workforce issues.

109. Expenditure Reporting at the State Hospitals. The Health and Human Services Commission (HHSC) shall provide actual monthly expenditure data by state hospital to the Legislative Budget Board, on a biannual basis, and in a format approved by the Legislative Budget Board. The report shall be submitted no later than April 1 and October 1 of each fiscal year.

110. State Supported Living Centers Planning. Out of funds appropriated above in Strategy L.1.1, HHS System Supports, the Health and Human Services Commission (HHSC) shall develop a plan to maximize resources at state supported living centers (SSLCs).

The plan shall include the following:

- (a) an examination of existing resources, services, supports, and infrastructure needs to serve individuals residing in SSLCs as well as other individuals with an intellectual or developmental disability (IDD) or behavioral health needs in this state;
- (b) consideration of the feasibility of repurposing vacant or unused SSLC buildings and/or property and other resources to support SSLC residents; and
- (c) consideration of service delivery to individuals who are not residents of the SSLC, including those with IDD or behavioral health needs.

HEALTH AND HUMAN SERVICES COMMISSION
(Continued)

In development of the plan, HHSC shall consider SSLC residents' needs and preferences, and/or their legally authorized representatives' preferences; SSLC system operational needs and capacity; and changing demographics of persons served by SSLCs and in the community. HHSC shall coordinate with relevant stakeholders in the development of the plan, including SSLC family associations and local mental health authorities.

HHSC shall submit the plan no later than December 1, 2020, to the Governor, the Legislative Budget Board, and the permanent standing committees in the House of Representatives and the Senate with jurisdiction over health and human services.

- 111. Pharmacy Services at State Supported Living Centers.** Out of funds appropriated above in Strategy L.1.1, HHS System Supports, the Health and Human Services Commission (HHSC) shall evaluate the feasibility and cost-effectiveness of alternative models for providing pharmacy services for state supported living centers. The evaluation should include consideration of entering into a contract with an organization to provide off-site pharmacy services, partnering with an institution of higher education to obtain more favorable pricing, and any other option identified by HHSC. The evaluation must consider any potential issues with compliance with the Department of Justice Settlement Agreement. HHSC shall report its findings and recommendations to the Governor, the Legislative Budget Board, and permanent committees in the House of Representatives and the Senate with jurisdiction over health and human services or finance by December 1, 2020.

OFFICE OF INSPECTOR GENERAL

- 112. Office of Inspector General Report.** Out of funds appropriated above in Strategy K.1.1, Office of Inspector General, the Office of Inspector General shall submit, on a quarterly basis, the following information related to the expansion of managed care to the Legislative Budget Board and the Governor:

- a. The challenges the Office of Inspector General is encountering in preventing, detecting, and investigating fraud, waste, and abuse throughout the entire health and human services system, including verification of services, compliance of Managed Care Organizations with program integrity requirements, quality and accuracy of encounter data, collaborative efforts with Special Investigation Units, audits of Managed Care Organizations, and any deficiencies in the agency's statutory authority.
- b. Strategies the Office of Inspector General is implementing to address the challenges encountered in combating fraud, waste, and abuse throughout the entire health and human services system.

The Office of Inspector General may submit the above information in an individual report prepared in a format specified by the Legislative Budget Board or include the information in the quarterly report required pursuant to Government Code, §531.102.

- 113. Lock-In for Controlled Substances.** Out of funds appropriated above and consistent with Texas Administrative Code, Title 1, Part 15, Chapter 354, Subchapter K, the Office of Inspector General shall collaborate with managed care organizations to maintain a lock-in program related to controlled substances to maximize savings and prevent substance abuse.

114. Office of Inspector General: Managed Care Organization Performance, Reporting Requirement.

- (a) Out of funds appropriated above in Strategy K.1.2, OIG Administrative Support, the Office of Inspector General (OIG) shall collaborate with Medicaid and Children's Health Insurance Program (CHIP) Managed Care Organizations (MCOs) to continue to review cost avoidance and waste prevention activities employed by MCOs throughout the state, as well as OIG's efforts to combat fraud, waste, and abuse in Medicaid managed care programs. The review shall include:
 - (1) the strategies MCOs are implementing to prevent waste, including, but not limited to recovering overpayments, reducing Potentially Preventable Events (PPE), and conducting internal monitoring and audits;
 - (2) the effectiveness of strategies employed by MCOs to prevent waste and the adequacy of current functions;

HEALTH AND HUMAN SERVICES COMMISSION
(Continued)

- (3) the allocation of resources for activities that directly or indirectly contribute to the prevention, detection, audit, inspection, or review of fraud, waste, and abuse in Medicaid managed care programs, including:
 - (A) Actual expenditures for fiscal year 2020 and planned expenditures for fiscal year 2021;
 - (B) Actual allocation of FTEs for fiscal year 2020 and the planned allocation of FTEs for fiscal year 2021 grouped by type of activity; and
 - (C) Any other information relevant to assess the percentage of resources used to perform activities related to Medicaid managed care relative to other OIG activities.
- (4) The total incidence of fraud, waste, and abuse identified by the OIG in Medicaid managed care programs by entity, including Medicaid recipients, providers, managed care organizations, or hospitals; and
- (b) The Office of Inspector General shall submit a report to the Legislative Budget Board and the Governor by March 1, 2020, detailing the information related to OIG's efforts to combat fraud, waste, and abuse in Medicaid managed care programs, as well as its findings and recommendations related to cost avoidance and waste prevention activities, employed by MCOs.

115. Dental and Orthodontia Providers in the Texas Medicaid Program. It is the intent of the Legislature that the Health and Human Services Commission (HHSC) use funds appropriated above in Strategy K.1.1, Office of the Inspector General, to strengthen the capacity of the HHSC Office of Inspector General to detect, investigate, and prosecute abuse by dentists and orthodontists who participate in the Texas Medicaid program. Further, it is the intent of the Legislature that HHSC conduct more extensive reviews of medical necessity for orthodontia services in the Medicaid program.

TEXAS CIVIL COMMITMENT OFFICE

- 116. Administrative Attachment: Texas Civil Commitment Office.** Amounts appropriated above in Strategy M.1.1, Texas Civil Commitment Office, are to be used by the Texas Civil Commitment Office (TCCO), an independent agency which is administratively attached to the Health and Human Services Commission. The number of full-time equivalents (FTEs) for TCCO is 35.0 in each fiscal year of the biennium.
- (a) Any unexpended balances remaining on August 31, 2020, in Strategy M.1.1, Texas Civil Commitment Office, are appropriated for the same purposes for the fiscal year beginning September 1, 2020, contingent upon the agency providing written notification to the Legislative Budget Board and the Governor at least 30 days prior to making the transfer.
 - (b) TCCO shall submit quarterly status reports to the Legislative Budget Board and the Governor 30 days after the end of each quarter that include the number and placement of civilly committed individuals and the number and outcome of civil commitment trials within the reporting period. Additional information shall be included at the request of the Legislative Budget Board.
 - (c) TCCO is authorized to transfer appropriations made for the fiscal year ending August 31, 2021, to the fiscal year ending August 31, 2020, subject to the following conditions:
 - (1) Transfers under this rider may be made only if expenditures to supervise and treat civilly committed individuals exceed the funds appropriated for these services due to higher than anticipated caseloads in fiscal year 2020; and
 - (2) A transfer authorized by this rider must receive prior written approval of the Legislative Budget Board and the Governor.

HEALTH AND HUMAN SERVICES COMMISSION
(Continued)

117. Texas Civil Commitment Office Healthcare Costs.

- (a) Included in amounts appropriated above in Strategy M.1.1, Texas Civil Commitment Office, is \$414,368 in General Revenue in each fiscal year of the biennium for the Texas Civil Commitment Office (TCCO) to provide healthcare not covered under contract to civilly committed residents of a housing facility either operated by or contracted for by TCCO.
- (b) TCCO shall submit a report to the Legislative Budget Board and the Governor on medical costs covered under contract for the Texas Civil Commitment Center, and health care costs that are not covered under contract within 60 days of the end of each fiscal quarter. The format and content of the report shall be prescribed by the Legislative Budget Board.

REVENUE

- 118. Appropriation: License Plate Trust Fund No. 0802.** Included in amounts appropriated above in Strategies F.1.3, Non-Medicaid IDD Community Svcs, F.2.4, Deaf and Hard of Hearing Services, and F.3.2, Child Advocacy Programs, is all license plate revenue collected on or after September 1, 2019, from the sale of Special Olympics Texas license plates (estimated to be \$3,000 each fiscal year of the 2020-21 biennium), the I Love Texas license plates (estimated to be \$10,000 each fiscal year of the 2020-21 biennium), and the Volunteer Advocate Program license plates (estimated to be \$13,500 each fiscal year of the 2020-21 biennium) and deposited to the credit of the License Plate Trust Fund No. 0802 for the purpose of providing training, service programs, and grants to eligible organizations and individuals.

The license plates are authorized pursuant to Texas Transportation Code, §§504.611 (Volunteer Advocate Program), 504.621 (Special Olympics Texas), and 504.619 (I Love Texas).

Any unexpended balances remaining as of August 31, 2020, in the appropriation made herein are appropriated for the fiscal year beginning September 1, 2020, for the same purpose.

- 119. Vendor Drug Rebates and Report.** All references in this rider to rebate revenue refer to vendor drug rebates as well as supplemental rebates earned via the preferred drug lists (methods of finance include Vendor Drug Rebates-Medicaid No. 706, Vendor Drug Rebates-CHIP No. 8070, Vendor Drug Rebates-Supplemental Rebates No. 8081, and Vendor Drug Rebates-Public Health No. 8046).

- (a) **Medicaid.** Medicaid rebate revenues and related interest are appropriated above in Strategy A.1.6, Medicaid Prescription Drugs.
- (b) **CHIP.** CHIP rebate revenues and related interest are appropriated above in Strategy C.1.3, CHIP Prescription Drugs.
- (c) **Healthy Texas Women Program (HTW).** HTW rebate revenue and related interest is appropriated above in Strategy D.1.1, Women's Health Programs.
- (d) **Children with Special Health Care Needs (CSHCN).** CSHCN rebate revenue and related interest is appropriated above in Strategy D.1.7, Children with Special Needs.
- (e) **Kidney Health Care Program (KHP).** KHP rebate revenue and related interest is appropriated above in Strategy D.1.9, Kidney Health Care.
- (f) **Rebates as a First Source of Funding.** Expenditures for Prescription Drugs in Medicaid, CHIP, HTW, CSHCN, and KHP shall be made from rebate revenue and related interest received in fiscal years 2020 and 2021. As rebates are generated, expenditures to support Prescription Drugs in Medicaid, CHIP, HTW, CSHCN, and KHP shall be made from rebate revenues. In the event rebate revenues are not available for expenditure, General Revenue may be used to support Prescription Drugs expenditures until rebate revenues are available.
- (g) **Appropriation of Medicaid and CHIP Rebates.** In addition to rebate revenues appropriated above in Strategies A.1.6, Medicaid Prescription Drugs, and C.1.3, CHIP Prescription Drugs, the Health and Human Services Commission (HHSC) is appropriated Medicaid and CHIP vendor drug rebates generated in excess of those amounts, subject to the following requirements:

HEALTH AND HUMAN SERVICES COMMISSION
(Continued)

- (1) Vendor drug rebates shall be expended prior to utilization of any General Revenue available for the purpose of Medicaid and CHIP Prescription Drugs.
 - (2) In the event General Revenue has been expended prior to the receipt of vendor drug rebates, HHSC shall reimburse General Revenue. HHSC shall reimburse the General Revenue Fund with vendor drug rebates on a monthly basis.
 - (3) Program Benefit Agreement revenues collected in lieu of state supplemental rebates will be expended prior to utilization of any General Revenue available for the purpose of the Medicaid program specified in the Agreement.
- (h) **Appropriation of HTW, CSHCN, and KHP Rebates.** In addition to rebate revenue appropriated above in Strategies D.1.1, Women's Health Programs, D.1.7, Children with Special Needs, and D.1.9, Kidney Health Care, HHSC is appropriated vendor drug rebates generated in excess of those amounts, subject to the following requirements:
- (1) Vendor drug rebates shall be expended prior to utilization of any General Revenue Fund 01 appropriated for the purpose of operating the HTW, CSHCN, and KHP programs.
 - (2) In the event General Revenue Fund 01 is expended prior to the receipts of vendor drug rebates, HHSC shall reimburse General Revenue. HHSC shall reimburse the General Revenue Fund 01 with vendor drug rebates on a monthly basis.
 - (3) In the event HHSC expends vendor drug rebates in excess of amounts appropriated above in Strategies D.1.1, Women's Health Programs, D.1.7, Children with Special Needs, and D.1.9, Kidney Health Care, General Revenue Fund 01 is reduced by a like amount.
- (i) **Limited Use of Rebates.** Rebates generated by a specific program shall only be used for that specific program.
- (j) **Performance Reporting for the Prescription Drug Rebate Program.** HHSC shall report on an annual basis the following information to the Legislative Budget Board, the State Auditor's Office, the Comptroller of Public Accounts and the Governor's Office: the outstanding prescription drug rebate balances for the Medicaid, CHIP, HTW, CSHCN, and KHP. The report shall include rebate principal and interest outstanding, age of receivables, and annual collection rates. The reports shall specify amounts billed, dollar value of pricing and utilization adjustments, and dollars collected. HHSC shall report these data on each fiscal year for which the Prescription Drug Rebate program has collected rebates and also on a cumulative basis for the last five years.

120. Appropriation: WIC Rebates. Included in amounts appropriated above in Strategy E.1.2, Provide WIC Services, is all rebate revenue earned via the WIC Program and deposited under Comptroller's Revenue Object Code No. 3597, estimated to be \$224,959,011 in Account No. 8148 (Other Funds) each fiscal year of the 2020-21 biennium to administer the WIC program in accordance with applicable federal law.

Any unexpended and unobligated balances of rebate revenue remaining as of August 31, 2019, in Account No. 8148, WIC Rebates, are appropriated for the fiscal year beginning September 1, 2019, for the same purpose.

Any unexpended and unobligated balances remaining from amounts appropriated as of August 31, 2020, are appropriated for the fiscal year beginning September 1, 2020, for the same purpose.

No later than November 1 of each year, HHSC shall report to the Legislative Budget Board the amount of unexpended balances of rebate revenue from the previous fiscal year.

121. Subrogation Receipts.

- (a) **Medicaid Subrogation Receipts (State Share).** Included in the amounts appropriated above in Strategy A.1.5, Children, are Medicaid Subrogation Receipts. For the purposes of this provision, Medicaid Subrogation Receipts are defined as tort settlements related to the Medicaid program and are to be deposited into the General Revenue Fund, as third party reimbursements. The use of the state's share of Medicaid Subrogation Receipts is limited to

HEALTH AND HUMAN SERVICES COMMISSION
(Continued)

funding services for Medicaid clients. Medicaid Subrogation Receipts shall be expended as they are received as a first source, and General Revenue shall be used as a second source, to support the Medicaid program. In the event that these revenues should be greater than the amounts identified in the method of finance above as Other Funds-Medicaid Subrogation Receipts (State Share) No. 8044, the commission is appropriated and authorized to expend these Other Funds, subject to the following requirements:

- (1) Amounts available shall be expended prior to utilization of any General Revenue available for the same purposes;
- (2) In the event General Revenue has been expended prior to the receipt of the state's share of Medicaid Subrogation Receipts, the commission shall reimburse General Revenue. This process shall be completed on a monthly basis in order to prevent accumulation of Medicaid Subrogation Receipt balances.

(b) **Comprehensive Rehabilitation Subrogation Receipts.** Included in the amounts appropriated above in Strategy F.2.3, Comprehensive Rehabilitation (CRS), are Subrogation Receipts. For the purposes of this provision, Subrogation Receipts are defined as tort settlements related to the Comprehensive Rehabilitation program and are to be deposited into the General Revenue Fund, as third party reimbursements. The use of Subrogation Receipts is limited to funding services for Comprehensive Rehabilitation clients. Subrogation Receipts shall be expended as they are received as a first source, and General Revenue shall be used as a second source, to support the Comprehensive Rehabilitation program. In the event that these revenues should be greater than the amounts identified in the method of finance above as Other Funds-Subrogation Receipts No. 8052, the commission is appropriated and authorized to expend these Other Funds, subject to the following requirements:

- (1) Amounts available shall be expended prior to utilization of any General Revenue available for the same purposes;
- (2) In the event General Revenue has been expended prior to the receipt of the state's share of Comprehensive Rehabilitation Subrogation Receipts, the commission shall reimburse General Revenue. This process shall be completed on a monthly basis.

122. Federal Provider Enrollment and Screening Fee. For the purpose of this provision, Provider Screening and Enrollment Fees are defined as payments from medical providers and suppliers required by the U.S. Centers for Medicare and Medicaid Services as a condition for enrolling as a provider in the Medicaid and CHIP programs but collected and received by the Health and Human Services Commission. The method of finance Other Funds-Appropriated Receipts-Match for Medicaid No. 8062, for appropriations made above, includes unexpended and unobligated balances of Provider Enrollment and Screening Fees remaining as of August 31, 2019, and receipts collected in fiscal years 2020 and 2021.

The Provider Screening and Enrollment Fees may be expended only as authorized by federal law. In the event that these revenues should be greater than the amounts identified above as Other Funds-Appropriated Receipts-Match for Medicaid No. 8062, the commission is appropriated and authorized to expend these receipts, subject to the following requirements:

- (a) Amounts available shall be expended prior to utilization of any other appropriated funds required to support provider enrollment;
- (b) Amounts collected shall also be used to fund applicable employee benefits pursuant to Article IX provisions elsewhere in this Act; and
- (c) Any unused fee balances shall be disbursed to the federal government, as required by federal law.

This rider shall be the exclusive appropriation authority for receipts from the above identified sources, and none of these receipts shall be appropriated by a provision of Article IX of this Act.

123. Estimated Pass-through Funds. In addition to the amounts appropriated above to the Health and Human Services Commission, the commission may work with the Comptroller of Public Accounts to reflect other estimated funds that will pass through the commission to other governmental entities or service providers except from the General Revenue Fund.

HEALTH AND HUMAN SERVICES COMMISSION
(Continued)

124. Use of Certain Additional Medicaid Revenues.

- (a) Included in amounts appropriated above to the Health and Human Services Commission (HHSC) in Strategy A.1.5, Children, is \$50,000,000 in fiscal year 2020 and \$50,000,000 in fiscal year 2021 from Medicaid Program Income No. 705. For the purposes of this provision, Medicaid Program Income is defined as revenues that are deposited into the General Revenue Fund in Revenue Object Code 3639 - Premium Credits, Medicaid Program, including: 1) refunds/rebates of previously paid premiums and interest earnings; 2) refunds/rebates received from the Medicaid claims payment contractor or other sources; and 3) managed care experience rebates generated in accordance with contractual agreements with health maintenance organizations who participate in Medicaid managed care. The use of the credits, managed care rebates, and interest earnings is limited to funding services for Medicaid clients.
- (b) Included in amounts appropriated above to HHSC in Strategy A.1.2, Disability-Related, is \$200,000 in fiscal year 2020 and \$200,000 in fiscal year 2021, from Cost Sharing-Medicaid Clients No. 8075. For the purposes of this provision, Medicaid cost sharing revenues are defined as all cost sharing revenues generated by Medicaid clients as authorized in Section 32.064 of the Human Resources Code. These revenues may include enrollment fees, deductibles, coinsurance, and portions of the managed care plan premiums.
- (c) Medicaid Program Income No. 705 and Cost Sharing-Medicaid Clients No. 8075 shall be expended as a first source, and General Revenue shall be used as a second source, to support the Medicaid program. In the event that revenues should be greater than the amounts identified in the method of finance above as General Revenue Fund-Medicaid Program Income No. 705, or Cost Sharing-Medicaid Clients No. 8075, the commission is appropriated and authorized to expend these General Revenue Funds, subject to the following requirements:
 - (1) Amounts available shall be expended prior to utilization of any General Revenue available for the same purposes; and
 - (2) In the event General Revenue has been expended prior to the receipt of program income or cost sharing revenues, the commission shall reimburse General Revenue. This process shall be completed on a monthly basis in order to prevent accumulation of program income balances.

125. Revolving Fund Services: Canteen Services and Work Centers. Out of funds appropriated above, \$795,000 each fiscal year in General Revenue in Strategy G.2.1, Mental Health State Hospitals, and \$2,724,957 each fiscal year in General Revenue in Strategy G.1.1, State Supported Living Centers, shall be allocated for the operation of canteen and on-campus work centers. The Health and Human Services Commission shall provide information on related revenues, balances, contracts and profits to the Legislative Budget Board, Governor and Comptroller of Public Accounts. These revenues, expenditures and balances shall be reported and included in agency Operating Budgets, Legislative Appropriation Requests, and Annual Financial Reports. The timetable, format and content for additional monthly reports related to canteen operations and on-campus work centers shall be prescribed by the Legislative Budget Board.

126. Appropriation of Donations: Blindness Education Screening and Treatment. Included in the amounts above in Strategy F.2.2, Blindness Education, Screening, and Treatment (BEST) Program, is \$430,000 in General Revenue in fiscal year 2020 and \$430,000 in General Revenue in fiscal year 2021 for the BEST Program, contingent upon the generation of funds through donations. Revenues received from donations made in fiscal year 2020 and fiscal year 2021, in amounts not to exceed \$860,000 as provided by §521.421 (j) or §521.422 (b), Transportation Code, are appropriated to the Health and Human Services Commission (HHSC) for purposes related to the BEST Program. Any revenue collected in the BEST Program above the amount appropriated each fiscal year is appropriated to HHSC for the same purpose. Any unexpended and unobligated balances remaining in an amount not to exceed \$100,000 as of August 31, 2019, are appropriated to HHSC for the same purpose for the fiscal year beginning September 1, 2019, and any unexpended balances remaining as of August 31, 2020 are appropriated to HHSC for the same purpose for the fiscal year beginning September 1, 2020. In the event that actual and/or projected revenue collections are insufficient to offset the costs identified by this provision, the Legislative Budget Board may direct that the Comptroller of Public Accounts reduce the appropriation authority provided above to be within the amount of revenue expected to be available.

HEALTH AND HUMAN SERVICES COMMISSION
(Continued)

127. Mental Health (MH) and Intellectual Disability (ID) Collections for Patient Support and Maintenance.

- (a) **Definition.** For the purposes of this section and appropriation authority for the Health and Human Services Commission (HHSC):
- (1) MH Collections for Patient Support and Maintenance are defined as reimbursements received for health and other services provided to individuals in state hospitals from third party payers including insurance companies, clients, relatives, trusts and estates, and government retirement benefit programs including the U.S. Civil Service, Federal Railroad, State, Social Security, Teacher and Veteran's Administration; and
 - (2) ID Collections for Patient Support and Maintenance are defined as reimbursements received for health and other services provided to individuals in state operated intermediate care facilities for individuals with intellectual disabilities (ICF/IID) and state supported living centers from third party payers including insurance companies, clients, relatives, trusts and estates, and government retirement benefit programs including the U.S. Civil Service, Federal Railroad, State, Social Security, Teacher and Veteran's Administration.
- (b) **Classification for depositing revenues and reporting of expenditures.** For the purpose of revenue classification for depositing and expending certain collections related to the support and maintenance of patients in state hospitals and state operated ICF/IID and state supported living centers, the following Revenue Object Codes as defined by the Comptroller of Public Accounts shall be used for recording collections, reporting expenditures, and requesting legislative appropriations by HHSC:
- (1) Revenue Object Codes 3595, 3606, 3614, and 3618 as defined by the Comptroller of Public Accounts shall be used to record collections and deposits from the above defined sources into the General Revenue Fund:
 - (A) 3595: Medical Assistance Cost Recovery
 - (B) 3606: Support and Maintenance of Patients
 - (C) 3614: Counseling, Care and Treatment of Outpatients
 - (D) 3618: Welfare/MHMR Service Fees (Child Support)
 - (2) Automated Budget and Evaluation System of Texas (ABEST) Method of Financing Code 8031- MH Collections for Patient Support and Maintenance, and ABEST Method of Financing Code 8095 - ID Collections for Patient Support and Maintenance, shall be used to report expenditures and request legislative appropriations from collections/deposits related to the support and maintenance of patients in state hospitals and state operated ICF/IID and state supported living centers made to Revenue Object Codes 3595, 3606, 3614, and 3618.
- (c) **Appropriation authority and accounting for expenditures of MH and ID Collections for Patient Support and Maintenance.** HHSC may receive and expend MH and ID Collections for Patient Support and Maintenance as a first source, and General Revenue shall be used as a second source, to support state hospitals and state-operated intermediate care facilities for individuals with intellectual disabilities (ICF/IID). In the event that these revenues should be greater than the amounts identified in the method of financing above as MH and ID Collections for Patient Support and Maintenance, the commission is appropriated and authorized to expend these state funds hereby made available, subject to approval through Rider 104, State Supported Living Center Oversight. The expenditure of MH and ID Collections for Patient Support and Maintenance is subject to the following requirements:
- (1) Amounts available shall be expended prior to utilization of any General Revenue available for the same purpose;
 - (2) In the event General Revenue has been expended prior to the receipt of MH and ID Collections for Patient Support and Maintenance, the commission shall reimburse

HEALTH AND HUMAN SERVICES COMMISSION
(Continued)

General Revenue upon receipt of the revenue. This process shall be completed on a monthly basis in order to maintain a minimum balance on hand in excess MH and ID Collections for Patient Support and Maintenance.

- (d) **Responsibility for proportionate share of indirect costs and benefits.** HHSC shall ensure that MH and ID Collections for Patient Support and Maintenance fund their proportionate share of benefits and statewide allocated indirect costs as required and directed in Article IX of this act.
- (e) **Exclusive appropriation authority.** The preceding subsections of this rider shall be the exclusive appropriation authority for receipts from the above identified sources and none of these receipts shall be appropriated by a provision of Article IX of this Act.

128. Mental Health (MH) and Intellectual Disability (ID) Appropriated Receipts.

- (a) **Definition.** For the purposes of this section and appropriation authority for the Health and Human Services Commission (HHSC), MH Appropriated Receipts are defined as revenues from state hospitals deposited by the commission into the following Revenue Object Codes as defined by the Comptroller of Public Accounts, and ID Appropriated Receipts are defined as revenues from state supported living centers deposited by the commission into the following Revenue Object Codes as defined by the Comptroller of Public Accounts:
 - (1) 3628: Dormitory, Cafeteria and Merchandise Sales
 - (2) 3719: Fees for Copies or Filing of Records
 - (3) 3722: Conference, Seminar, and Training Registration Fees
 - (4) 3738: Grants - Cities/Counties
 - (5) 3739: Grants - Other Political Subdivisions
 - (6) 3740: Gifts/Grants/Donations-Non-Operating Revenue/Program Revenue - Operating Grants and Contributions
 - (7) 3747: Rental - Other
 - (8) 3750: Sale of Furniture and Equipment
 - (9) 3752: Sale of Publications/Advertising (General)
 - (10) 3754: Other Surplus or Salvage Property/Material Sales
 - (11) 3767: Supplies/Equipment/Services - Federal/Other (General)
 - (12) 3769: Forfeitures
 - (13) 3773: Insurance Recovery in Subsequent Years
 - (14) 3802: Reimbursements-Third Party
 - (15) 3806: Rental of Housing to State Employees
- (b) **Reporting.** ABEST Method of Financing Code 8033 - MH Appropriated Receipts, and ABEST Method of Financing Code 8096 - ID Appropriated Receipts, shall be used to report expenditures and request legislative appropriations for state mental health and state supported living centers from the Revenue Object Codes identified above.
- (c) **Appropriation authority and accounting for MH and ID Appropriated Receipts.** Amounts defined as MH and ID Appropriated Receipts shall be deposited into the General Revenue Fund according to the identified Revenue Object Codes above. HHSC may receive and expend MH and ID Appropriated Receipts as a first source, and General Revenue shall be used as a second source. In the event that these revenues should be greater than the amounts identified in the method of financing above as MH and ID Appropriated Receipts, the commission is appropriated and authorized to expend these state funds hereby made available, subject to approval through Rider 104, State Supported Living Center Oversight. The expenditure of MH and ID Appropriated Receipts is subject to the following requirements:
 - (1) Amounts available shall be expended prior to utilization of any General Revenue available for the same purpose. In the event General Revenue must be expended, the agency will provide prior notification to the Legislative Budget Board and the Governor; and
 - (2) In the event General Revenue has been expended prior to the receipt of MH and ID Appropriated Receipts as defined above, the commission shall reimburse General Revenue upon receipt of the revenue. This process shall be completed on a monthly basis in order to maintain a minimum balance on hand in excess MH and ID Appropriated Receipts.

HEALTH AND HUMAN SERVICES COMMISSION
(Continued)

- (d) **Exclusive appropriation authority.** The preceding subsections of this provision shall be the exclusive appropriation authority for Appropriated Receipts from the above identified sources and none of these receipts shall be appropriated by a provision of Article IX of this Act.

129. Mental Health (MH) and Intellectual Disability (ID) Medicare Receipts.

- (a) **Definition.** For the purposes of this section and appropriation authority, MH and ID Medicare Receipts are classified as deposits in Revenue Object Code 3634 that are collected by the Health and Human Services Commission (HHSC) as payment for:
- (1) hospital, physician and other services rendered to Medicare-eligible individuals in state hospitals and state supported living centers operated by the commission;
 - (2) cost settlements for services rendered in state hospitals and state supported living centers operated by the commission as authorized by the Tax Equity and Fiscal Responsibility Act of 1982 (TEFRA); and
 - (3) prescription drugs reimbursed through the Medicare, Part D, prescription drug program.
- (b) **Accounting and Reporting.** Amounts defined as MH and ID Medicare Receipts shall be deposited into the General Revenue Fund according to the identified Comptroller Revenue Object Code above.
- (c) **Mental Health Medicare Receipts.** Included in the General Revenue Funds appropriated above to HHSC in Strategy G.2.1, Mental Health State Hospitals, is \$22,946,617 per year for the 2020-21 biennium, contingent upon generation of funds from MH Medicare Receipts collections. These funds shall be expended as collected and only within Strategy G.2.1, Mental Health State Hospitals. Appropriations made elsewhere in this Act for employee benefits include approximately \$3,553,383 per year from MH Medicare Receipts. MH Medicare Receipts collections above \$26,500,000 per year (excluding any amounts needed to comply with Article IX, §6.08, Benefits Paid Proportional by Method of Finance) are appropriated as Method of Financing Code 8034 - MH Medicare Receipts (General Revenue Funds) to the commission for expenditures in Strategy G.2.1, Mental Health State Hospitals, pursuant to the limitations of this provision.
- (d) **Intellectual Disability Medicare Receipts.** Included in the GR Match for Medicaid Funds appropriated above to HHSC in Strategy G.1.1, State Supported Living Centers, is \$16,350,000 for each fiscal year of the 2020-21 biennium, contingent upon generation of funds from ID Medicare Receipts collections. These funds shall be expended as collected and only within Strategy G.1.1, State Supported Living Centers. Appropriations made elsewhere in this Act for employee benefits include approximately \$2,336,698 per year from ID Medicare Receipts. ID Medicare Receipts collections above \$18,686,698 per year (excluding any amounts needed to comply with Article IX, §6.08, Benefits Paid Proportional by Method of Finance) are appropriated as Method of Financing Code 8097 - ID Medicare Receipts (General Revenue Funds) to HHSC for expenditures in Strategy G.1.1, State Supported Living Centers, pursuant to the limitations of this provision, and subject to approval through Rider 104, State Supported Living Center Oversight.

130. Texas Capital Trust Fund Account No. 543.

- (a) **Definition.** For the purposes of this section and appropriation authority, General Revenue-Dedicated Funds referred to as Texas Capital Trust Fund Account No. 543 (Chapter 2201, Government Code) are defined as revenues deposited by the Health and Human Services Commission into the following Revenue Object Codes as defined by the Comptroller of Public Accounts:
- (1) 3340: Land Easements
 - (2) 3341: Grazing Lease Rental
 - (3) 3344: Sand, Shell, Gravel, Timber Sales
 - (4) 3349: Land Sales
 - (5) 3746: Rental of Lands/Miscellaneous Land Income
 - (6) 3747: Rental - Other
 - (7) 3851: Interest on State Deposits and Treasury Investments - General, Non-Program

HEALTH AND HUMAN SERVICES COMMISSION
(Continued)

- (b) **Appropriation authority and accounting for Texas Capital Trust Fund Account No. 543.** For the purpose of revenue classification for expending and depositing certain collections related to the Texas Capital Trust Fund Account No. 543, ABEST Method of Finance Code 543 shall be used to report expenditures and request legislative appropriations from collections/deposits made by the commission to the identified Revenue Object Codes above. Appropriations of the Texas Capital Trust Fund Account No. 543 are limited to the amounts identified above.

131. Collection of Fees from the Copyright of Training Materials and Patent of Technologies Developed. Pursuant to §12.020 of the Health and Safety Code, the Health and Human Services Commission (HHSC) may collect the following fees relating to mental health and intellectual disability program activities:

- (a) Fees from the sale of written training materials, video tapes, audio tapes and in the form of electronic media, such materials having been developed in part or whole by HHSC; and
- (b) Licensing fees collected by HHSC in exchange for allowing individuals and companies to use any patented technology developed, in part or in whole, by HHSC.

HHSC may license the use of any copyright-protected material, trademark, trade secrets, and any patented technology relating to mental health or intellectual disability program activities. The authorization provided under this provision does not include any mineral royalties. Fees collected in the sale of training materials described under (a) above may be in excess of the actual reproduction cost incurred by HHSC and shall be used to recoup the costs associated with developing the training materials. Fifty percent of the fees collected in licensing of any patented technology shall be devoted to further research and development of technologies reasonably believed to be of assistance to priority populations. The remaining 50 percent shall be deposited to the General Revenue Fund.

132. Appropriation: Contingent Revenue. The Health and Human Services Commission (HHSC) is appropriated for the purposes identified below any additional revenue generated by HHSC above the amounts identified in fiscal year 2020 or fiscal year 2021 in the Comptroller of Public Account's Biennial Revenue Estimate (BRE) for each of the accounts or revenue objects identified below. An appropriation from an account or revenue object shall be made available to HHSC once certified by a Comptroller's finding of fact that the amount in the BRE for the account or revenue object for the given fiscal year has been exceeded. An appropriation is limited to revenue generated in fiscal year 2020 or fiscal year 2021 and does not include any balances that have accrued in the account or revenue object code.

By March 1 of each year, HHSC may notify the Comptroller of Public Accounts, the Legislative Budget Board, and the Governor's Office of the amount that HHSC projects will be received in excess of the amounts contained in the BRE for each of the accounts or revenue objects identified below, along with sufficient information to reflect how the estimate was determined. If the Comptroller finds the information sufficient to support the projection of additional revenue, a finding of fact to that effect shall be issued to reflect the additional revenue available for each account.

- (1) Revenue Objects 3616 and 3562 in the General Revenue Fund for the purpose of regulating health professionals.
- (2) Account No. 129, Hospital Licensing, for the purpose of regulating health care facilities.
- (3) Revenue Object Code 3562 in the General Revenue Fund for the purpose of interpreter testing and certification.

133. Appropriations Limited to Revenue Collections. Fees, fines, and other miscellaneous revenues as authorized and generated by the operation of the programs listed in the table below shall cover, at a minimum, the cost of appropriations made above in Strategies F.2.4, Deaf and Hard of Hearing Services, H.1.1, Facility/Community-Based Regulation, and H.3.1, Health Care Professionals and Other, as well as the "other direct and indirect costs" made elsewhere in this Act associated with these programs. Direct costs for these programs are estimated to be \$13,224,311 for fiscal year 2020 and \$12,285,556 for fiscal year 2021 and "other direct and indirect costs" are estimated to be \$5,453,150 for fiscal year 2020 and \$5,448,303 for fiscal year 2021.

HEALTH AND HUMAN SERVICES COMMISSION
(Continued)

- (a) This rider shall apply to revenue generated in the following strategies and deposited under the following revenue codes or account numbers.

Strategy

Revenue Object Code

F.2.4 Deaf and Hard of Hearing Services

Fees deposited into General Revenue to support the Interpreter Certification Program in Strategy F.2.4, Deaf and Hard of Hearing Services, including fees deposited under the following Revenue Code: 3562 (Health Related Professional Fees for Interpreters for Persons who are Deaf or Hard of Hearing).

H.1.1 Facility/Community-Based Regulation

129 Hospital Licensing

Fees deposited into General Revenue to support the Health Care Facilities Program in Strategy H.1.1, Facility/Community-Based Regulation, including fees deposited under the following Revenue Codes: 3180 (Health Regulation Fees, for Special Care Facilities); and 3557 (Health Care Facilities Fees, for Abortion Clinics, Ambulatory Surgical Centers, Birthing Centers, End Stage Renal Disease Facilities, Chemical Dependency Facilities, Free Standing Emergency Medical Facilities, and Drug Abuse Treatment Facilities).

H.3.1, Health Care Professionals and Other

Fees deposited into General Revenue to support the Home Health and Community Support Services Agencies Program in Strategy H.1.1, Facility/Community-Based Regulation, including fees deposited under the following Revenue Code: 3557 (Health Care Facilities Fees for Home and Community Support Services).

Fees deposited into General Revenue to support Strategy H.3.1, Health Care Professionals and Other, including fees deposited under the following Revenue Codes: 3175 (Professional Fees, for Health Services Providers); 3557 (Health Care Facilities Fees for Convalescent and Nursing Facilities); 3562 (Health Related Professional Fees, for Marriage and Family Therapists, Professional Counselors, and Chemical Dependency Counselors); 3616 (Social Worker Regulation).

- (b) This appropriation is contingent upon the agency assessing fees sufficient to generate revenue to cover the General Revenue appropriations for the programs identified above as well as the related "other direct and indirect costs". In the event that actual and/or projected revenue collections are insufficient to offset the costs identified by this provision, the

HEALTH AND HUMAN SERVICES COMMISSION
(Continued)

Legislative Budget Board may direct that the Comptroller of Public Accounts reduce the appropriation authority provided above to be within the amount of revenue expected to be available.

134. Texas.Gov Authority Appropriation.

- (a) The Health and Human Services Commission (HHSC) is authorized in accordance with Government Code § 2054.252 to increase the occupational license, permit, and registration fees imposed on licensees by an amount sufficient to cover the cost of the subscription fee charged by the Texas.Gov Authority.
- (b) Amounts appropriated above to HHSC include \$123,140 in fiscal year 2020 and \$123,140 in fiscal year 2021 in revenue in Strategy H.4.1, Texas.Gov, for the purpose of paying Texas.Gov subscription fees.
- (c) In the event that actual and/or projected revenue collections from fee increases to cover the cost of Texas.Gov subscription fees are insufficient to offset the costs identified above, the Comptroller is directed to reduce the appropriation authority provided by this Act to HHSC to be within the amount of fee revenue expected to be available.
- (d) For new licensing applications, HHSC is appropriated the additional revenue generated from occupational license, permit, or registration fees in excess of the Comptroller's biennial revenue estimate for the 2020-21 biennium for the sole purpose of payment to the Texas.Gov Authority contractor of subscription fees for implementing and maintaining electronic services for the commission. HHSC, upon completion of necessary actions to access or increase fees, shall furnish an annual schedule of the number of license issuances or renewals and associated annual fee total, and any other supporting documentation to the Comptroller. If the Comptroller finds the information sufficient to support the projection of increased revenues, a notification letter will be issued and the contingent appropriation made available for the intended purposes.
- (e) HHSC shall notify the Legislative Budget Board and the Comptroller of Public Accounts in writing upon receiving an exemption from participating in Texas.Gov. Within 45 days of receiving an exemption, the commission shall provide the Legislative Budget Board and the Comptroller with a report of the effective date, the reason for exemption, and all estimated expenditures for Texas.Gov costs in the fiscal year in which the exemption is made.

TRANSFERS

135. Limitations on Transfer Authority.

- (a) **Limitations on Transfers for Goal A, Medicaid Client Services, and Goal C, CHIP Client Services.**
 - (1) Notwithstanding Article IX, § 14.01, Appropriation Transfers, Article IX, § 14.03, Transfers - Capital Budget, and Article II, Special Provisions § 6, Limitations on Transfer Authority, funds appropriated by this Act to the Health and Human Services Commission (HHSC) for the following goals shall be governed by the specific limitations included in this subsection.
 - (A) **Goal A, Medicaid Client Services.** Transfers may be made between strategies in Goal A, Medicaid Client Services (excluding Strategies A.3.1, Home and Community-based Services; A.3.2, Community Living Assistance (CLASS); A.3.3, Deaf-Blind Multiple Disabilities; A.3.4, Texas Home Living Waiver; and A.3.5, All-Inclusive Care-Elderly), subject to the notification requirements in subsection (a)(2) of this rider. Transfers may not be made to strategies in Goal A, Medicaid Client Services, from strategies in other goals nor from strategies in Goal A, Medicaid Client Services, to strategies in other goals without prior written approval from the Legislative Budget Board and the Governor pursuant to subsection (a)(3) of this rider.

HEALTH AND HUMAN SERVICES COMMISSION
(Continued)

- (B) **Community Care Waivers and Other Medicaid Non-Entitlement Services (Goal A).** Transfers may not be made between strategies listed in this subsection, and may not be made to or from strategies listed in this subsection without prior written approval from the Legislative Budget Board and the Governor pursuant to subsection (a)(3) of this rider.

A.3.1, Home and Community-based Services;
A.3.2, Community Living Assistance (CLASS);
A.3.3, Deaf-Blind Multiple Disabilities;
A.3.4, Texas Home Living Waiver; and
A.3.5, All-Inclusive Care-Elderly.

- (C) **Goal C, CHIP Client Services.** Transfers may be made between strategies in Goal C, CHIP Client Services, subject to the notification requirements in subsection (a)(2) of this rider. Transfers may not be made to strategies in Goal C, CHIP Client Services, from strategies in other goals nor from strategies in Goal C, CHIP Client Services, to strategies in other goals without prior written approval from the Legislative Budget Board and the Governor pursuant to Subsection (a)(3) of this rider.

- (2) **Notification Requirements.** Authority granted by this subsection to transfer funds without written approval is contingent upon a written notification from HHSC to the Legislative Budget Board and the Governor at least 30 business days prior to the transfer, and shall include the following information:

- (A) a detailed explanation of the purpose(s) of the transfer and whether the expenditure will be one-time or ongoing;
- (B) the names of the originating and receiving strategies and the method of financing for each strategy by fiscal year; and
- (C) an estimate of performance levels and, where relevant, a comparison to targets included in this Act for both the originating and the receiving strategies.

- (3) **Requests for Transfers that Require Approval.** To request a transfer, HHSC shall submit a written request to the Legislative Budget Board and the Governor. At the same time, the agency shall provide a copy of the request to the Comptroller of Public Accounts (CPA). The request shall include the following information:

- (A) a detailed explanation of the purpose(s) of the transfer and whether the expenditure will be one-time or ongoing;
- (B) the names of the originating and receiving strategies and the method of financing for each strategy by fiscal year; and
- (C) an estimate of performance levels and, where relevant, a comparison to targets included in this Act for both the originating and the receiving strategies.

- (4) **Cash Management.** Notwithstanding the above limitations, HHSC may temporarily utilize funds appropriated in Goals A, Medicaid Client Services and C, CHIP Client Services, for cash flow purposes. All funding used in this manner shall be promptly returned to the originating strategy. This authorization is subject to limitations established by the CPA.

The CPA shall not allow the transfer of funds authorized by any of the above subsections if the Legislative Budget Board provides notification to the CPA that the requirements of this provision have not been satisfied.

- (b) **Limitations on Transfers within/between Other Goals.** Notwithstanding Article IX, § 14.01, Appropriation Transfers, and Article IX, § 14.03, Transfers - Capital Budget, HHSC is authorized to make transfers of funding, full-time equivalents (FTEs), and capital budget authority between strategies, subject to the following requirements:

HEALTH AND HUMAN SERVICES COMMISSION
(Continued)

- (1) Authority granted by this subsection to transfer funding, FTEs, or capital budget authority is contingent upon a written notification from HHSC to the Legislative Budget Board and the Governor at least 30 business days prior to the transfer. Notification provided under this subsection must include the following information:
 - (A) a detailed explanation of the purpose(s) of the transfer and whether the expenditure will be one-time or ongoing;
 - (B) the names of the originating and receiving strategies and the method of financing and FTEs for each strategy by fiscal year;
 - (C) an estimate of performance levels and, where relevant, a comparison to targets included in this Act for both the originating and receiving strategies; and
 - (D) the capital budget impact.

- (2) Notwithstanding Article II, Special Provisions § 6, Limitations on Transfer Authority, Article IX, §14.01, Appropriations Transfers, Article IX, § 14.03, Transfers - Capital Budget, and subsection (b)(1) of this rider, any transfers that exceed the lesser of \$1,000,000 or 20.0 percent of the originating strategy in either fiscal year; FTE adjustments of more than 10.0 FTEs in either fiscal year; capital budget authority that exceeds \$100,000; or transfers in any amount into or out of: (1) Strategies in Goal B, Medicaid and CHIP Contracts and Administration; (2) Strategy D.1.1, Women's Health Programs; (3) Strategy D.1.3, ECI Services; (4) Strategy D.1.4, ECI Respite and Quality Assurance; (5) Strategy D.1.6, Autism Program; (6) Strategy F.3.2, Child Advocacy Programs; (7) Strategy G.1.1, State Supported Living Centers; and (8) Strategies in Goal L, Enterprise Oversight and Policy, are subject to the prior written approval of the Legislative Budget Board and the Governor.
 - (A) To request a transfer, HHSC shall submit a written request to the Legislative Budget Board and the Governor. At the same time, the agency shall provide a copy of the request to the Comptroller of Public Accounts. The request shall include the following information:
 - (i) a detailed explanation of the purpose(s) of the transfer and whether the expenditure will be one-time or ongoing;
 - (ii) the name of the originating and receiving strategies and the method of financing and FTEs for each strategy by fiscal year;
 - (iii) an estimate of performance levels and, where relevant, a comparison to targets included in this Act for both the originating and receiving strategies; and
 - (iv) the capital budget impact.

- (3) Notwithstanding subsection (b)(2) of this rider, transfers may be made between strategies in Goal L, HHS Enterprise Oversight and Policy. HHSC shall provide notification of all transfers pursuant to subsection (b)(1) of this rider.

- (4) Notwithstanding subsection (a)(1)(A) and subsection (b)(2) of this rider, and contingent on revenues generated from certain contingency or Recovery Audit Contractor based contracts in the Medicaid program exceeding the amounts assumed in appropriations above as Medicaid Subrogation Receipts Account No. 8044 in Strategy A.1.5, Children, transfers may be made from Strategy A.1.5, Children, to Strategy B.1.1, Medicaid Contracts & Administration, solely to provide for an increase in contingency fees for a contract resulting from higher than anticipated revenue collections. This authority is limited to contracts that result in revenue collections that are deposited as Medicaid Subrogation Receipts Account No. 8044 and shall not be used to increase the percentage of revenue collections retained by a contractor pursuant to existing contracts and applicable state and federal law. HHSC shall provide written notification of all transfers to the Legislative Budget Board and the Governor within 30 calendar days of making a transfer.

HEALTH AND HUMAN SERVICES COMMISSION
(Continued)

- (5) In addition to the notice required by this subsection, the total of all transfers from a strategy may not exceed the lesser of \$1,000,000 or 20.0 percent of the originating item of appropriation for funding for the fiscal year without prior written approval of the Legislative Budget Board and the Governor. The approval requirement contained in this subsection does not apply to transfers to which subsection (b)(4) also applies.
- (c) In the case of disaster or other emergency, this provision is superseded by the emergency-related transfer authority in Article IX of this Act.

136. Appropriation and Unexpended Balances: Affordable Housing for the Elderly. Included in the amounts appropriated above in Strategy F.1.2, Non-Medicaid Services, are fees collected pursuant to Local Government Code, §394.902, for the purpose of promoting affordable housing for the elderly (\$454,000 for the biennium).

Any unexpended balances in fees collected to promote affordable housing for the elderly remaining as of August 31, 2020, in the appropriation made in Strategy F.1.2, Non-Medicaid Services, are appropriated for the fiscal year beginning September 1, 2020.

In the event that actual and/or projected revenue collections are insufficient to offset the costs identified by this provision, the Legislative Budget Board may direct that the Comptroller of Public Accounts reduce the appropriation authority provided above to be within the amount of revenue expected to be available.

137. Appropriation Transfers between Fiscal Years. In addition to the transfer authority provided in Health and Human Services Commission (HHSC) Rider 135, Limitations on Transfer Authority, and in order to provide for unanticipated events that increase costs associated with providing services to eligible clients in Goal A, Medicaid Client Services, or Goal C, CHIP Client Services, HHSC is authorized to transfer General Revenue from funds appropriated in all Strategies in Goals A or C in fiscal year 2021 to fiscal year 2020 for the purpose of providing services to eligible clients. Such transfers may only be made subject to the following:

- (a) Transfers under this section may be made only:
 - (1) if costs associated with providing client services in Goal A, Medicaid Client Services or Goal C, CHIP Client Services, exceed the funds appropriated for these services for fiscal year 2020, or
 - (2) for any other emergency expenditure requirements, including expenditures necessitated by public calamity.
- (b) A transfer authorized by this rider must receive the prior written approval of the Governor and the Legislative Budget Board. The request must be received by August 31, 2020. Additional information requested by the Legislative Budget Board or the Governor should be provided in a timely manner. The request and information provided subsequently shall be prepared in a format specified by the Legislative Budget Board.
 - (1) The request shall be considered to be approved unless the Legislative Budget Board or the Governor issues a written disapproval within 30 business days of the date on which the staff of the Legislative Budget Board concludes its review of the proposal to transfer the funds and forwards its review to the Chair of the House Appropriations Committee, Chair of the Senate Finance Committee, Speaker of the House, and Lieutenant Governor. Any requests for additional information made by the Legislative Budget Board shall interrupt the counting of the 30 business days.
- (c) The Comptroller of Public Accounts shall cooperate as necessary to assist the completion of a transfer and spending made under this section.
- (d) HHSC shall make a one-time adjustment to transfers made under this section if funds moved from fiscal year 2021 exceed the amount needed in fiscal year 2020. HHSC shall provide notification to the Legislative Budget Board, the Comptroller of Public Accounts, and the Governor by October 31, 2020, if a one-time adjustment described in this section is made on or before that date.
- (e) A one-time adjustment as described in subsection (d) may occur after October 31, 2020 only upon prior written approval of the Governor and the Legislative Budget Board. At the same

HEALTH AND HUMAN SERVICES COMMISSION
(Continued)

time, the agency shall provide a copy of the request to the Comptroller of Public Accounts. Additional information requested by the Legislative Budget Board or the Governor should be provided in a timely manner. The request and information provided subsequently shall be prepared in a format specified by the Legislative Budget Board.

138. Additional Funding Sources, Medicaid. Notwithstanding any other provisions of this Act, if the appropriations provided for a Medicaid program are not sufficient to provide for expenditures mandated by either state or federal law, after accounting for any appropriations made to the agency operating the Medicaid program, and available for transfer to the Medicaid program, the Legislative Budget Board and the Governor may provide for and are authorized to direct the transfer of sufficient amounts of funds to the Health and Human Services Commission from appropriations made elsewhere in this Act.

139. Unexpended Balances: Deaf and Hard of Hearing Services. Any unexpended and unobligated balances remaining as of August 31, 2019 in Strategy F.2.4, Deaf and Hard of Hearing Services, for the purposes listed below, are appropriated to HHSC for the same purpose and included in the amounts above.

- (a) Interagency Contracts for Administrative Fees for the purpose of specialized projects for individuals who are hard of hearing;
- (b) Article IX, §8.01, Acceptance of Gifts of Money, for the purpose of expenses related to the Summer Camp Program; and
- (c) Interpreter certification fees for the purpose of developing evaluation materials, validating interpreter evaluation materials, and expenses related to the Board for Evaluation of Interpreters.

Any unexpended balances remaining as of August 31, 2020, are appropriated for the same purpose for the fiscal year beginning September 1, 2020 (estimated to be \$0).

140. Unexpended Construction Balances.

- (a) Included in the amounts appropriated above are unexpended and unobligated balances in General Obligation Bond Proceeds remaining as of August 31, 2019 (estimated to be \$0), for repairs and renovation at the state hospitals and state supported living centers (SSLCs) for the 2020-21 biennium in Strategy G.4.2, Facility Capital Repairs and Renovation.

Any unexpended balances in General Obligation Bond Proceeds described herein and remaining as of August 31, 2020, are appropriated to the Health and Human Services Commission (HHSC) for the fiscal year beginning September 1, 2020, for the same purpose.

- (b) Included in the amounts appropriated above are unexpended and unobligated balances in Economic Stabilization Funds for projects that have been approved under the provisions of HHSC Rider 147, New Construction of State Hospitals, of Senate Bill 1, Eighty-fifth Legislature, Regular Session, 2017, remaining as of August 31, 2019 (estimated to be \$0), for new construction or significant repairs at the state hospitals and state-funded inpatient mental health facilities for the 2020-21 biennium in Strategy G.4.2, Facility Capital Repairs and Renovation. Also included in the amounts appropriated above are unexpended and unobligated balances in Economic Stabilization Funds, remaining as of August 31, 2019 (estimated to be \$0), for facility repairs and renovations at the state hospitals and SSLCs for the 2020-21 biennium in Strategy G.4.2, Facility Capital Repairs and Renovation.

Any unexpended balances in Economic Stabilization Funds described herein and remaining as of August 31, 2020, are appropriated to HHSC for the fiscal year beginning September 1, 2020, for the same purpose.

- (c) Authorization. Authorization to expend the unexpended construction balances, specified in subsections a and b above, is contingent upon submission of the following reports to the Legislative Budget Board and the Governor. At the same time, the agency shall provide a copy of the reports to the Comptroller of Public Accounts.
 - (1) a report by September 1, 2019, providing actual expenditures for fiscal years 2018 and 2019, and planned expenditures for fiscal years 2020 and 2021 at the project or facility; and

HEALTH AND HUMAN SERVICES COMMISSION
(Continued)

- (2) a report by March 1 and September 1 of each fiscal year reflecting actual expenditures by project/facility for the previous six months. Additional information requested by the Legislative Budget Board or the Governor should be provided in a timely manner. The notification and information provided subsequently shall be prepared in a format specified by the Legislative Budget Board.

The planned expenditures shall be considered to be approved unless the Legislative Budget Board or the Governor issues a written disapproval within 30 business days after the date the Legislative Budget Board staff concludes its review of the proposal to expend the funds and forwards the review to the Chair of the House Appropriations Committee, Chair of the Senate Finance Committee, Speaker of the House, and Lieutenant Governor. Any requests for additional information made by the Legislative Budget Board shall interrupt the counting of the 30 business days.

The Comptroller of Public Accounts shall not allow the use of unexpended balances if the Legislative Budget Board provides notification to the Comptroller of Public Accounts that the requirements of this provision have not been satisfied.

141. Mental Health Appropriation Transfer Between Fiscal Years. Notwithstanding the limitations of Article IX, §14.01, Appropriation Transfers, the Health and Human Services Commission (HHSC) may transfer appropriations in Strategy G.2.1, Mental Health State Hospitals, made for the fiscal year ending August 31, 2021, to the fiscal year ending August 31, 2020, subject to the following conditions provided by this section:

- (a) Transfers under this section may be made only:
 - (1) if costs associated with managing the Mental Health State Hospitals exceed the funds appropriated for these services for fiscal year 2020; or
 - (2) for any emergency expenditure requirements; or
 - (3) if appropriated receipts generated through MH hospital-related programs required to fund appropriations contained in this Act for fiscal year 2020 are less than those contained in the method of financing for HHSC for fiscal year 2020.
- (b) Transfers may not exceed \$15,000,000 in General Revenue.
- (c) A transfer authorized by this section must receive the prior approval of the Legislative Budget Board and the Governor.
- (d) The Comptroller of Public Accounts shall cooperate as necessary to assist the completion of a transfer and spending made under this section.

142. State Owned Multicategorical Teaching Hospital Account.

- (a) Out of funds appropriated above in Strategy D.3.1, Indigent Health Care Reimbursement (UTMB), from the General Revenue - Dedicated State Owned Multicategorical Teaching Hospital Account No. 5049 ("Account"), and contingent upon an amount up to and not to exceed \$878,886 being collected and deposited in the Account for the 2020-21 biennium, the amount of \$878,886 is allocated to the Health and Human Services Commission (HHSC) for reimbursement to the University of Texas Medical Branch at Galveston (UTMB) for the provision of health care services provided to indigent patients according to the terms set out in subsection (b). In the event that actual collections are below \$878,886, the Legislative Budget Board may direct the Comptroller of Public Accounts to reduce the appropriation authority provided above to be within the amount of revenue expected to be available. Any additional unexpended balances on hand in the accounts as of August 31, 2020 are appropriated to the agency for the fiscal year beginning September 1, 2020 for the same purpose, subject to the HHSC notifying the Legislative Budget Board and the Governor in writing at least 30 days prior to budgeting and expending these balances.
- (b) Funds in the Account may be used to reimburse UTMB for the provision of health care services provided to indigent patients from all counties, except that it may be used for indigent patients from Galveston, Brazoria, Harris, Montgomery, Fort Bend, and Jefferson

HEALTH AND HUMAN SERVICES COMMISSION
(Continued)

counties only if those counties' County Indigent Health Care income eligibility levels, or those counties' hospital district income eligibility levels, exceed the statutory minimum set for the County Indigent Health Care Program.

- (c) Upon presentation of information supporting UTMB's claim, HHSC shall reimburse UTMB for the health care services provided to indigent patients from the Account established for this purpose. The reimbursement from the Account shall be based upon a rate equal to 90 percent of the Medicaid fee-for-service rate in effect at the time of service for UTMB. This reimbursement shall be made monthly upon the submission to HHSC of a statement of the care provided by UTMB to indigent patients, according to the terms set out in subsection (b). UTMB is authorized to charge patient co-payment amounts for providing health care services, however, UTMB is not entitled to reimbursement from the Account for these co-payment amounts. The Office of the State Auditor may periodically review the statements submitted to HHSC for reimbursement from the Account, as well as the disbursement there from, to verify compliance with the criteria established herein.

143. Disposition of Appropriation Transfers from State-owned Hospitals.

- (a) The Health and Human Services Commission (HHSC) shall use the sums transferred from state owned hospitals as provided elsewhere in the Act as necessary to apply for appropriate matching Federal Funds and to provide the state's share of disproportionate share payments and uncompensated care payments authorized under the federal Healthcare Transformation and Quality Improvement Waiver, excluding payments for physicians, pharmacies, and clinics, due to state-owned hospitals. Any amounts of such transferred funds not required for these payments shall be deposited by HHSC to the General Revenue Fund as unappropriated revenue.
- (b) Payments for physicians, pharmacies, and clinics are governed by Special Provisions Relating Only to Agencies of Higher Education, §54, Transfer of Appropriations for Participation in the Healthcare Transformation and Quality Improvement Waiver.
- (c) By October 1 of each fiscal year, HHSC shall present a schedule of projected transfers and payments to the Comptroller of Public Accounts, the Governor, and the Legislative Budget Board.
- (d) The Comptroller of Public Accounts shall process all payments and transfers, unless disapproved or modified by the Legislative Budget Board or the Governor.

144. Unexpended Balances: Social Services Block Grant Funds. As the single state agency for the Social Services Block Grant, the Health and Human Services Commission shall coordinate with other agencies appropriated Social Services Block Grant funds and shall report to the Legislative Budget Board and the Governor by October 15 of each fiscal year of the 2020-21 biennium the actual amount of federal Social Services Block Grant funds expended and the actual amount of unexpended and unobligated balances.

Additional information requested by the Legislative Budget Board or the Governor should be provided in a timely manner. The notification and information provided shall be prepared in a format specified by the Legislative Budget Board

145. Appropriation of Unexpended Balances: Funds Recouped from Local Authorities.

Notwithstanding other provisions of this Act, any state funds appropriated for fiscal year 2020 recouped by the Health and Human Services Commission from a local authority for failing to fulfill its performance contract with the State, are appropriated for the same strategy, to reallocate to other local authorities in fiscal year 2021.

HHSC shall provide a report to the Legislative Budget Board and the Governor by December 15, 2020, that includes the amount of the recoupment by strategy, the reasons for the recoupment, the local authorities involved, any performance contract requirements that were not met, and the purposes of the reallocation.

146. Transfer Authority Related to the Texas Home Living Waiver. Notwithstanding Article IX, §14.01, Appropriation Transfers, and Rider 135, Limitations on Transfer Authority, and contingent on the transition of Medicaid program benefits for persons enrolled in the Texas Home Living Waiver to the STAR+PLUS program, or other capitated managed care program, the Executive Commissioner of the Health and Human Services Commission (HHSC) may transfer

HEALTH AND HUMAN SERVICES COMMISSION
(Continued)

General Revenue Funds and Federal Funds appropriated in fiscal year 2021 in Strategy A.3.4, Texas Home Living Waiver to Strategy A.1.1, Aged and Medicare-Related and Strategy A.1.2, Disability-Related. The transfer is limited to amounts necessary to provide services previously available from the Texas Home Living Waiver through a capitated managed care program. Should HHSC decide to continue operation of the Texas Home Living Waiver for purposes of providing services not available under managed care, amounts sufficient to provide those services should be retained in Strategy A.3.4, Texas Home Living Waiver. HHSC shall notify the Legislative Budget Board and Governor's Office of the actual transfer amounts and estimated impact on performance measures at least 60 days prior to transferring funds. Transfers are contingent upon HHSC submitting documentation describing any analyses conducted to determine the cost-effectiveness of the managed care delivery model chosen for the persons transitioning from Texas Home Living Waiver pursuant to Government Code §534.201(b). This information shall be submitted at the same time as the notification of transfer amounts.

Authority provided in this rider to transfer General Revenue Funds and Federal Funds appropriated in fiscal year 2021 in Strategy A.3.4, Texas Home Living Waiver, to Strategy A.1.1, Aged and Medicare-Related and Strategy A.1.2, Disability-Related, may not be construed as creating an entitlement to Texas Home Living Waiver services and does not authorize HHSC to increase enrollment in the Texas Home Living Waiver above 3,520, as identified in Rider 1, Performance Measure Targets, Average Number of Individuals Served Per Month: Texas Home Living Waiver.

ADMINISTRATION

- 147. Accounting of Indirect Support Costs.** The Comptroller of Public Accounts shall establish separate accounts from which certain indirect support costs shall be paid. The Health and Human Services Commission may make transfers into these separate accounts from line item strategies in order to pay for these expenses in an efficient and effective manner. Only costs not directly attributable to a single program may be budgeted in or paid from these accounts. Items to be budgeted in and paid from these accounts include but are not limited to: postage, occupancy costs, equipment repair, telephones, office printing costs, supplies, freight and transport costs, telephone system costs and salary and travel costs of staff whose function supports several programs. The commission shall be responsible for quarterly allocations of these costs to the original strategies.
- 148. Other Reporting Requirements.**
- (a) **Federal Reports.** The Health and Human Services Commission (HHSC) shall submit the following information to the Legislative Budget Board, the Governor, and all Members of the Texas Legislature no later than the date the respective report is submitted to the federal government:
 - (1) Notification of proposed State Plan amendments or waivers for Medicaid, CHIP, TANF, the Special Supplemental Nutrition Program for Women, Infants, and Children (WIC), the Substance Abuse, Prevention, and Treatment Block Grant, the Community Mental Health Services Block Grant, Early Childhood Intervention Services, and any other federal grant requiring a state plan. State Plan amendments and waiver submissions shall also be provided to the Senate Health and Human Services, House Human Services, and House Public Health committees.
 - (2) A copy of each report or petition submitted to the federal government relating to Medicaid, CHIP, and TANF, Long-Term Services and Supports, WIC, the Substance Abuse Prevention, and Treatment Block Grant, the Community Mental Health Services Block Grant, Early Childhood Intervention Services, and Specialized Skills Training (SST), including petition disapprovals, expenditure reports, cost allocation revisions, and any loss of federal funding due to noncompliance with federal regulations.
 - (b) **Federal Issues.** HHSC shall notify the Legislative Budget Board and the Governor on a timely basis about emerging issues that could result in the loss of more than \$1 million in federal revenue assumed in the appropriations act.
 - (c) **Monthly Financial Reports.** HHSC shall submit the following information to the Legislative Budget Board and the Governor no later than 30 calendar days after the close of each month:

HEALTH AND HUMAN SERVICES COMMISSION
(Continued)

- (1) Information on appropriated, budgeted, expended, and projected funds and full-time-equivalents, by strategy and method of finance. The information shall include the allocations of indirect support costs by strategy and method of finance;
 - (2) Information on appropriated, budgeted, expended, and projected revenues, including program income, interest earnings, experience rebates, vendor drug rebates (Medicaid, CHIP and supplemental), Medicaid subrogation receipts, premium co-payments, Earned Federal Funds, cost sharing - Medicaid clients, and appropriated receipts used as match for Federal Funds;
 - (3) Narrative explanations of significant budget adjustments, ongoing budget issues, and other items as appropriate;
 - (4) Description of specific provisions of managed care contracts and resulting increases or decreases in revenue;
 - (5) Narrative and tabular explanation of adjustments made to translate actuarial forecasts of incurred claims into budgeted/expended amounts on a cash basis for the Medicaid program;
 - (6) Expenditures of General Revenue for Medicaid federal matching purposes by the method of financing codes 758 - GR Match for Medicaid, 8032 - GR Certified Match for Medicaid, and the amounts of local, non-profit expenditures certified as state match for Medicaid Federal Funds by the departments HHSC for services provided by Mental Health Authorities and IDD Local Authorities, and the amounts of Medicaid Federal Funds drawn and expended; and
 - (7) Any other information requested by the Legislative Budget Board or the Governor.
- (d) Additional Monthly Reports. HHSC shall provide monthly enrollment totals in all the programs for which there is a performance measure target for the commission.
- (e) Notification. HHSC shall electronically notify the Members of the Legislature that information provided in the sections above is available on the agency's website and shall provide copies as requested.

The monthly financial reports shall be prepared and submitted in a format specified by the Legislative Budget Board.

149. Reimbursement of Advisory Committee Members. Pursuant to Government Code §2110.004, reimbursement of expenses for advisory committee members, out of funds appropriated above - not to exceed a total of \$242,532 each fiscal year, is limited to the following advisory committees: Hospital Payment Advisory Committee, Medical Care Advisory Committee, State Medicaid Managed Care Advisory Committee, Intellectual and Developmental Disability System Redesign Advisory Committee, Drug Utilization Review, Behavioral Health Advisory Committee, Perinatal Advisory Council, Policy Council for Children and Families, Texas Council on Consumer Direction, Texas Autism Council, Nursing Facility Administrators Advisory Committee, Early Childhood Intervention Advisory Council, Board for Evaluation of Interpreters, Joint Committee on Access and Forensic Services, Palliative Care Interdisciplinary Advisory Council, Texas Medical Disclosure Panel, Aging and Disability Resource Center Advisory Committee, Aging Texas Well Advisory Committee, Mental Health Condition and Substance Use Disorder Parity Work Group, STAR Kids Managed Care Advisory Committee, Texas Brain Injury Advisory Council, and Texas Respite Advisory Committee.

To the maximum extent possible, the Health and Human Services Commission shall encourage the use of videoconferencing and teleconferencing and shall schedule meetings and locations to facilitate the travel of participants so that they may return the same day and reduce the need to reimburse members for overnight stays.

150. Reimbursement of Advisory Council Members. Pursuant to Government Code § 531.0051, reimbursement of travel expenses for Health and Human Services Executive Council members, out of funds appropriated above in Strategy L.2.1, Central Program Support, is authorized such that the sum total of all reimbursements for members of the Council shall not exceed \$13,200 per fiscal year, at the rates specified in the general provisions of this Act.

HEALTH AND HUMAN SERVICES COMMISSION
(Continued)

- 151. Guardianship Services.** Out of the funds appropriated above, the Health and Human Services Commission shall pay guardianship program caseworkers, supervisors and directors an amount not to exceed \$50 per month for work-related use of personal cellular telephones.
- 152. Revolving Account for the Consolidated Health and Human Services Print Shop.** It is the intent of the Legislature that the Health and Human Services Commission (HHSC) establish and maintain the "Revolving Account for the Consolidated Health and Human Services Print Shop" to account for the expenditures, revenues, and balances of managing a full-cost recovery Consolidated Print Shop. The expenditures, revenues, and balances included above for this operation shall be maintained separately by HHSC within its accounting system. These funds can only be used for the purpose of managing the consolidated print shop.
- Any unexpended balances in Strategy L.2.1, Central Program Support, for the Consolidated Print Shop, remaining as of August 31, 2020, are appropriated for the fiscal year beginning September 1, 2020, for the purpose of providing cash flow stability for Print Shop activities.
- 153. Capital Purchases on Behalf of other Governmental Entities or Service Providers.** Any capital items purchased by the Health and Human Services Commission (HHSC) for use by local governmental entities or service providers for which HHSC is reimbursed do not apply to the commission for the purpose of the capital budget rider limitations specified in Article IX, §14.03, Transfers - Capital Budget, of the General Provisions of this Act, nor to HHSC Rider 2, Capital Budget.
- 154. Prevent Eligibility Determination Fraud.** It is the intent of the Legislature that the Health and Human Services Commission shall use technology to identify the risk for fraud associated with applications for benefits to prevent fraud. Within the parameters of state and federal law, the commission shall set appropriate verification and documentation requirements based on the application's risk to ensure agency resources are targeted to maximize fraud reduction and case accuracy.
- 155. Improve Efficiencies in Benefit Applications.** Out of funds appropriated above, the Health and Human Services Commission (HHSC) shall promote submission of applications online for benefits administered by the agency. HHSC shall develop standards and technical requirements to allow organizations to electronically submit applications and it is the intent of the Legislature that HHSC only expend agency resources to partner with entities whose role in submitting benefit applications has been statutorily established, or with entities that provide in-person assistance using the agency's website for clients.
- 156. Federally Qualified Health Center (FQHC) Affiliate Agreements.** To the extent allowable by law, no funds appropriated under this Act may be expended to reimburse the costs of a federally qualified health center (FQHC) for services performed or provided by a provider or group of providers pursuant to an affiliation agreement executed between the FQHC and provider unless the Health and Human Services Commission determines the reimbursement complies with criteria promulgated by the Secretary of Health and Human Services, the Centers for Medicare and Medicaid Services, or administrative rules adopted by the commission.
- 157. Community Attendant Workforce Development Strategies.** Out of funds appropriated above, the Health and Human Services Commission (HHSC) shall develop strategies to recruit, retain, and ensure adequate access to the services of community attendants.
- (a) These strategies shall include the following:
- (1) Gathering comprehensive data regarding attendants providing home and community-based services in both fee-for-service and managed care, including:
- (A) number of attendants;
- (B) turnover rates for attendants;
- (C) vacancy rates for attendants;
- (D) number of attendants paid at the base wage rate;
- (E) number of attendants paid above the base wage rate;

HEALTH AND HUMAN SERVICES COMMISSION
(Continued)

- (F) average wage rate in the lowest-paying programs;
 - (G) historic wage levels in Texas community care, adjusted for inflation;
 - (H) any financial incentives that are passed directly to community attendants;
 - (I) factors that impact access to reliable attendant care;
 - (J) average cost of community care as compared to nursing facility care; and
 - (K) any other data the agency deems necessary to develop a plan to improve recruitment and retention of the community attendants and inform the Legislature about the challenges facing the provision of community attendant services.
- (2) Estimating the demand for community attendant services utilizing demographic trends and any other necessary information and the required community attendant workforce capacity required to meet that demand for the period from fiscal year 2022 to fiscal year 2031.
- (3) Convening a cross-agency forum to develop a state workforce strategic plan for retention and recruitment of community attendants. The plan shall include:
- (A) recommendations for the Legislature to consider related to potential dedicated sources of funding for community attendants;
 - (B) ways to increase the use of consumer directed services;
 - (C) innovative ideas for recruitment and retention of community attendants, which may include the following:
 - (i) wage and benefit incentives;
 - (ii) quality-based payment systems in managed care;
 - (iii) training people with disabilities to be community attendants;
 - (iv) options to develop internships for students in health-related fields such as medicine, nursing, occupational therapy, physical therapy, and others; and
 - (v) recruiting retired seniors to work as community attendants.
- (4) Developing enhanced network adequacy standards for Medicaid managed care organizations ensuring sufficient member access to community care attendants.
- (b) HHSC may conduct surveys or other methods as necessary to collect the data described in subsection (a)(1) if it is not available from existing sources.
- (c) In developing the strategic plan, HHSC shall work in consultation with the Aging and Disability Resource Center Advisory Committee, State Medicaid Managed Care Advisory Committee, Texas Council on Consumer Direction, and any other advisory committees and stakeholders as determined by the Executive Commissioner of HHSC.
- (d) HHSC shall submit the strategic plan and recommendations for implementation of the plan by November 1, 2020 to the Governor, the Legislative Budget Board, and permanent committees in the House of Representatives and the Senate with jurisdiction over health and human services.

158. Palliative Care Program. Out of funds appropriated above in Strategy L.1.1, HHS System Supports, the Executive Commissioner shall allocate \$135,309 in fiscal year 2020 and \$135,309 in fiscal year 2021 in General Revenue to support the Palliative Care Interdisciplinary Advisory Council established in Health and Safety Code Chapter 118 and a statewide palliative care consumer and healthcare professional information and education program. The Health and Human Services Commission shall consult with the Advisory Council on the implementation of the information and education program.

HEALTH AND HUMAN SERVICES COMMISSION
(Continued)

Any unexpended balances as of August 31, 2020, are appropriated for the fiscal year beginning September 1, 2020, for the same purpose.

- 159. Limitation: Reclassification of General Revenue Associated with Maintenance of Effort.** The Health and Human Services Commission (HHSC) shall not increase the state's Maintenance of Effort (MOE) requirement for any federal grant without prior approval of the Legislative Budget Board and the Governor.

Authority to reclassify HHSC General Revenue associated with MOEs for the Community Mental Health Services, Maternal and Child Health Services, and Substance Abuse Prevention and Treatment block grants from amounts specified above is contingent upon submission and approval of a written request to the Legislative Budget Board and the Governor. The request shall include the following information:

- (a) a detailed explanation of the need for reclassification of the funds; and
- (b) the impact the reclassification will have on current and future MOE requirements.

HHSC shall provide annual federal reports associated with the MOEs for the aforementioned block grants to the Legislative Budget Board and the Governor.

- 160. Financial Monitoring of Community Centers.** The Health and Human Services Commission shall monitor the expenditure by community centers, as defined in the Texas Health and Safety Code §534.001, of funds appropriated by this Act. The agency shall require community centers to account for state funds separately from other sources of funds

- 161. Efficiencies at Local Mental Health Authorities and Intellectual Disability Authorities.** The Health and Human Services Commission (HHSC) shall ensure that the local mental health authorities and local intellectual disability authorities that receive allocations from the funds appropriated above to HHSC shall maximize the dollars available to provide services by minimizing overhead and administrative costs and achieving purchasing efficiencies. Among the strategies that should be considered in achieving this objective are consolidations among local authorities and partnering among local authorities on administrative, purchasing, or service delivery functions where such partnering may eliminate redundancies or promote economies of scale. The Legislature also intends that each state agency which enters into a contract with or makes a grant to local authorities does so in a manner that promotes the maximization of third party billing opportunities, including to Medicare and Medicaid.

Funds appropriated above to HHSC in Strategies I.2.1, Long-Term Care Intake and Access, and F.1.3, Non-Medicaid IDD Community Services, may not be used to supplement the rate-based payments incurred by local intellectual disability authorities to provide waiver or ICF/IID services.

- 162. Community Centers.** If the Health and Human Services Commission determines that a community center, as defined in the Texas Health and Safety Code §534.001(b), is unable or unwilling to fulfill its contractual obligations to provide services or to exercise adequate control over expenditures and assets, the commission may take necessary steps, including the appointment of a management team as authorized by Health and Safety Code, §§534.038 through 534.040 and recoupment of funds, to protect the funds appropriated under this Act and ensure the continued provision of services. Any recouped funds shall be used to achieve equity. In conjunction with the reallocation of funds, the commission shall provide a report to the Legislative Budget Board and the Governor on the amount of funds, the reasons for the recoupment, the local authorities involved, any performance contract requirements that were not met, and the purposes of the reallocation.

- 163. Transfer for Health Professions Council.** Out of funds appropriated above in Strategy H.3.1, Health Care Professionals and Other, an amount equal to \$11,599 in General Revenue in each fiscal year of the 2020-21 biennium shall be used for transfer to, and expenditure by, the Health Professions Council as the pro-rated assessment of the Health Care Professional Licensing Department of the Health and Human Services Commission.

- 164. Enterprise Data Governance.** Included in the amounts appropriated above in Strategy L.1.2, IT Oversight & Program Support, is \$5,460,700 in All Funds (\$792,175 in General Revenue) in fiscal year 2020 and \$5,458,275 in All Funds (\$791,569 in General Revenue) in fiscal year 2021 for the Enterprise Data Governance project.

HEALTH AND HUMAN SERVICES COMMISSION
(Continued)

No later than December 1 of each year, the Health and Human Services Commission (HHSC) shall submit a report to the Legislative Budget Board and the Governor's Office reflecting actual expenditures, cost savings, and accomplishments implementing the Enterprise Data Governance project. The report shall include a detailed plan for the project, a proposed schedule of expenditures, and the status of implementation for a comprehensive Medicaid focused Enterprise Master Data Management system, Metadata Repository, and Information Management Program. Additionally, the report shall include detailed strategies developed and implemented by HHSC to restrict the Enterprise Data Governance project to those items presented and approved by the Eighty-sixth Legislature, 2019.

- 165. Texas Integrated Eligibility Redesign System (TIERS).** Included in the amounts appropriated above in Strategy I.3.2, TIERS Capital Projects, is \$54,028,655 in All Funds (\$19,893,263 in General Revenue) in fiscal year 2020 and \$54,094,304 in All Funds (\$20,475,003 in General Revenue) in fiscal year 2021 for capital enhancements and maintenance of TIERS.

The Health and Human Services Commission (HHSC) shall submit quarterly reports to the Legislative Budget Board and the Governor reflecting actual expenditures, cost savings, and accomplishments implementing the TIERS project. The report shall include a detailed plan for the project, a proposed schedule of expenditures, and the status of capital enhancement and maintenance activities for the TIERS project. Additionally, the report shall include detailed strategies developed and implemented by HHSC to restrict the TIERS project to those items presented and approved by the Eighty-sixth Legislature, 2019.

Notwithstanding transfer authority in Article IX, §14.03, Transfers - Capital Budget, HHSC may not expend funds in excess of the amounts identified in this section on the TIERS capital project without written approval from the Legislative Budget Board and Governor. A request to exceed the amounts identified in this section shall be considered approved unless the Legislative Budget Board issues a written disapproval within 30 business days after the date the Legislative Budget Board staff concludes its review of the proposal to expend the funds and forward its review to the Chair of the House Appropriations Committee, Chair of the Senate Finance Committee, Speaker of the House, and Lieutenant Governor. Any request for additional information from the Legislative Budget Board shall interrupt the counting of the 30 business days.

- 166. Sunset Contingency.** Funds appropriated above for fiscal year 2020 for the Texas Board of Examiners of Marriage and Family Therapists, Texas State Board of Examiners of Professional Counselors, and Texas State Board of Social Worker Examiners are made contingent on the continuation of the Texas Board of Examiners of Marriage and Family Therapists, Texas State Board of Examiners of Professional Counselors, and Texas State Board of Social Worker Examiners by the Eighty-sixth Legislature, Regular Session, 2019. In the event that the boards are not continued, the funds appropriated for fiscal year 2020, or as much thereof as may be necessary, are to be used to provide for the phase out of board operations.

- 167. Enhanced Eligibility Screening Tools.** It is the intent of the Legislature that, out of funds appropriated above, the Health and Human Services Commission:

- a. Cross match, on a quarterly basis beginning September 1, 2019, statistically significant samples of recipient enrollment records from the medical assistance, financial assistance, supplemental nutrition assistance, and children's health insurance programs against death records, employment and wage records, records of lottery winnings, residency checks, child support enforcement records, out-of-state electronic benefits transactions, the enrollment status of persons in other state administered public assistance programs, and any other data the commission considers appropriate in order to strengthen program integrity, reduce fraud, waste, and abuse, and achieve cost savings in the programs;
- b. Not later than September 1, 2020, prepare and submit a written report to the Legislative Budget Board, Office of the Governor, the Chair of the House Appropriations Committee, the Chair of the Senate Finance Committee, Lieutenant Governor, Speaker of the House of Representatives, and any permanent standing committees in the House of Representatives and the Senate with jurisdiction over health and human services containing the findings from the cross matches conducted under Subsection (a) of this rider, including findings of incidents of fraud, waste, or abuse in the programs listed in that subdivision; and
- c. Based on the findings from the samples of cross matches, conduct a cross match of all recipient enrollment records for the programs listed in Subsection (a) of this rider not later than December 1, 2020.

HEALTH AND HUMAN SERVICES COMMISSION
(Continued)

- 168. Illegal Child Care Operations Investigation Unit.** Included in amounts appropriated above in Strategy H.2.1, Child Care Regulation, is \$1,097,458 in General Revenue in fiscal year 2020 and \$931,597 in General Revenue in fiscal year 2021 for the purpose of the Health and Human Services Commission (HHSC) establishing and operating a unit to proactively investigate illegal child care operations. Included in the “Number of Full- Time-Equivalents (FTEs)” identified above are 20.0 FTEs per fiscal year allocated to Strategy H.2.1, Child Care Regulation, to establish and operate the unit. Of these FTEs, HHSC shall designate no less than 17.0 as investigators.
- 169. Strategic Planning for Vacant or Underutilized FTE Positions.** Out of funds appropriated above in Strategy L.1.1, HHS System Support, the Health and Human Services Commission (HHSC) shall develop a strategic plan to transition vacant or underutilized full-time equivalent positions (FTEs) to high priority agency functions including contract oversight and management, or to achieve cost savings by reducing vacant or underutilized FTEs. HHSC shall submit the strategic plan by August 31, 2020, and shall report associated data regarding the commission’s redistribution, repurposing, or reduction of FTE positions by August 31 of each fiscal year to the Governor, the Legislative Budget Board, and permanent committees in the House of Representatives and the Senate with jurisdiction over health and human services.
- 170. Clear Process for Including Prescription Drugs on the Texas Drug Code Index.** The Health and Human Services Commission (HHSC) shall make clear their process for the inclusion of prescription drugs in the Medicaid and Children's Health Insurance Programs. In maintaining the prescription drug inclusion process, HHSC shall ensure that the timeline for review, including initiation of drug review, clinical evaluation, rate setting, Legislative Budget Board notification, and making the product available, does not extend past the 90th day of receipt of the completed application for coverage on the Texas Drug Code Index. After the applicable Drug Utilization Review Board meeting and approval by the HHSC Executive Commissioner, HHSC will complete the public posting of medical policies associated with the product.
- 171. Change in Ownership Processing Timeliness.** Out of funds appropriated above in Strategy L.1.1, HHS System Supports, the Health and Human Services Commission (HHSC) shall review the agency’s process for completing nursing facility change of ownership, including timeframes for application processing, survey, contracting, licensure, and payments following the completed change of ownership. HHSC shall submit a report detailing the agency’s current processes and timeframes and recommendations for improving the change of ownership process to reduce the duration a nursing facility provides services without Medicaid reimbursement to the Governor, Legislative Budget Board, and permanent committees in the House of Representatives and the Senate with jurisdiction over health and human services by March 1, 2020.
- 172. Coordination with Diabetes Council.** Out of funds appropriated above in Strategy L.1.1, HHS System Supports, the Health and Human Services Commission shall coordinate with the Texas Diabetes Council to develop strategies to reduce or contain diabetes-related costs in the Medicaid program using best practices to improve quality of care. HHSC shall submit a report including findings and recommendations to the Legislative Budget Board, the Governor, and the permanent committees in the House of Representatives and the Senate with jurisdiction over health and human services by August 31, 2020.
- 173. Statewide Bed Capacity Review and Reallocation.** The Health and Human Services Commission shall use funds appropriated above in Strategy H.1.1, Facility/Community-based Regulation, to review the statewide bed capacity of community ICF-IID facilities for individuals with an intellectual disability or a related condition and, based on the review, to develop a process to reallocate beds held in suspension by the commission. The process may include:
- (1) criteria by which ICF-IID providers may apply to receive reallocated beds and remain within appropriated amounts; and
 - (2) a means to reallocate the beds across service regions.
- 174. Texas Information and Referral Network Improvements.** Included in amounts appropriated above in Strategy I.2.1, IT Oversight & Program Support, is \$150,000 in All Funds in fiscal year 2020 and \$25,000 in All Funds in fiscal year 2021 to be used by the Health and Human Services Commission (HHSC) to improve disaster response capabilities, system integration, data transparency, and effectiveness within the Texas Information and Referral Network’s 2-1-1 Help Line System. Improvements shall include interstate agreements designed to improve disaster

HEALTH AND HUMAN SERVICES COMMISSION
(Continued)

response; technology enhancements, such as texting and web-based chat capabilities; real-time data transparency solutions, such as 2-1-1 Counts or similar programs; and measures designed to connect specialized populations with available state and local services. HHSC shall submit a report on improvements made to the 2-1-1 Help Line System to the Legislative Budget Board and the Governor, and shall post the report to HHSC’s website no later than December 1, 2020.

175. Information Technology and Data Services Modernization Plan. It is the intent of the legislature that, not later than October 1, 2020, the Health and Human Services Commission, using money appropriated to the commission by this Act, prepare and submit to the Governor, Legislative Budget Board, and post to the commission’s website a 10-year system-wide plan outlining the manner in which the commission intends to transition its information technology and data-related services and capabilities into a more modern, integrated, secure, and effective environment. The plan must:

- (1) Describe the commission’s project management process;
- (2) Identify the resources required to implement the plan;
- (3) Define the desired outcomes of the plan;
- (4) Include:
 - (A) Legacy system modernization or replacement
 - (B) Efforts towards server consolidation through the Department of Information Resources data center services program;
 - (C) A description of cloud computing service options; and
 - (D) An analysis of the commission’s technical and data architecture that is necessary to provide enhanced data analytics, reporting, and performance management need; and
- (5) describe the commission's approach to creating an automated, interoperable system-wide data analytics and performance management system that transforms data into meaningful information to support data-driven decision making, quality improvement initiatives, efficient service delivery, and effective regulation and oversight of programs administered by the commission.

176. Contingency for Senate Bill 750. Contingent on enactment of Senate Bill 750, or similar legislation relating to maternal and newborn health care and the quality of services provided to women in this state under certain health care programs, by the Eighty-sixth Legislature, Regular Session, the Health and Human Services Commission is appropriated \$1,029,200 for fiscal year 2020 and \$13,643,638 for fiscal year 2021 from General Revenue in Strategy D.1.1, Women’s Health Programs, to implement a limited postpartum care package in the Healthy Texas Women program.

RETIREMENT AND GROUP INSURANCE

	For the Years Ending	
	August 31, 2020	August 31, 2021
Method of Financing:		
General Revenue Fund	\$ 598,327,075	\$ 603,004,768
General Revenue Dedicated Accounts	\$ 8,252,521	\$ 8,340,256
Federal Funds	\$ 286,192,486	\$ 288,743,927
Other Special State Funds	\$ 416,582	\$ 421,495
Total, Method of Financing	<u>\$ 893,188,664</u>	<u>\$ 900,510,446</u>

RETIREMENT AND GROUP INSURANCE
(Continued)

Items of Appropriation:

A. Goal: EMPLOYEES RETIREMENT SYSTEM			
A.1.1. Strategy: RETIREMENT CONTRIBUTIONS	\$ 218,076,014	\$ 216,858,664	
Retirement Contributions. Estimated.			
A.1.2. Strategy: GROUP INSURANCE	<u>675,112,650</u>	<u>683,651,782</u>	
Group Insurance Contributions. Estimated.			
Total, Goal A: EMPLOYEES RETIREMENT SYSTEM	<u>\$ 893,188,664</u>	<u>\$ 900,510,446</u>	
Grand Total, RETIREMENT AND GROUP INSURANCE	<u>\$ 893,188,664</u>	<u>\$ 900,510,446</u>	

SOCIAL SECURITY AND BENEFIT REPLACEMENT PAY

	For the Years Ending	
	August 31, 2020	August 31, 2021
Method of Financing:		
General Revenue Fund	\$ 120,399,804	\$ 119,276,760
General Revenue Dedicated Accounts	\$ 2,470,302	\$ 2,478,908
Federal Funds	\$ 63,469,750	\$ 63,176,897
Other Special State Funds	<u>\$ 109,846</u>	<u>\$ 109,931</u>
Total, Method of Financing	<u>\$ 186,449,702</u>	<u>\$ 185,042,496</u>
Items of Appropriation:		
A. Goal: SOCIAL SECURITY/BENEFIT REPLACEMENT		
Comptroller - Social Security.		
A.1.1. Strategy: STATE MATCH -- EMPLOYER	\$ 183,672,225	\$ 182,681,640
State Match -- Employer. Estimated.		
A.1.2. Strategy: BENEFIT REPLACEMENT PAY	<u>2,777,477</u>	<u>2,360,856</u>
Benefit Replacement Pay. Estimated.		
Total, Goal A: SOCIAL SECURITY/BENEFIT REPLACEMENT	<u>\$ 186,449,702</u>	<u>\$ 185,042,496</u>
Grand Total, SOCIAL SECURITY AND BENEFIT REPLACEMENT PAY	<u>\$ 186,449,702</u>	<u>\$ 185,042,496</u>

BOND DEBT SERVICE PAYMENTS

	For the Years Ending	
	August 31, 2020	August 31, 2021
Method of Financing:		
General Revenue Fund	\$ 21,466,856	\$ 17,151,742
Federal Funds	\$ 2,361,154	\$ 2,361,154
<u>Other Funds</u>		
MH Collections for Patient Support and Maintenance Account No. 8031	\$ 470,963	\$ 470,963
MH Appropriated Receipts Account No. 8033	15,828	15,828
ID Collections for Patient Support and Maintenance Account No. 8095	120,063	120,063
ID Appropriated Receipts Account No. 8096	<u>16,949</u>	<u>16,949</u>
Subtotal, Other Funds	<u>\$ 623,803</u>	<u>\$ 623,803</u>
Total, Method of Financing	<u>\$ 24,451,813</u>	<u>\$ 20,136,699</u>

**SPECIAL PROVISIONS RELATING TO
ALL HEALTH AND HUMAN SERVICES AGENCIES**
(Continued)

Sec. 4. Federal Match Assumptions and Limitations on Use of Available General Revenue Funds.

- a. **Federal Match Assumptions.** The following percentages reflect federal match assumptions used in Article II of this Act. The Enhanced Federal Medical Assistance Percentage includes the 11.5 percentage point increase for federal fiscal year 2020 pursuant to Federal Law, which is only available for certain expenditures.

Federal Medical Assistance Percentage (FMAP)

	<u>2020</u>	<u>2021</u>
Federal Fiscal Year	60.89%	62.08%
State Fiscal Year	60.67%	61.98%

Enhanced Federal Medical Assistance Percentage (EFMAP)

	<u>2020</u>	<u>2021</u>
Federal Fiscal Year	84.12%	73.46%
State Fiscal Year	84.92%	74.35%

- b. **Enhanced Match Assumptions and Reporting.** Health and human services agencies listed in Article II of this Act shall submit to the Legislative Budget Board and the Governor the monthly number of clients receiving services eligible for any enhanced federal match as well as the amount of eligible expenditures subject to an enhanced match, by strategy. The data shall be submitted on a monthly basis in a format specified by the Legislative Budget Board. For purposes of this section, enhanced federal matches are defined as an increase to the usual matching rate (regardless of what the usual match is) that are, or become, available under Medicaid or another federally-matched program. Enhanced federal matches include, but are not limited to, those made available through the Money Follows the Person demonstration and the Community First Choice Program. Whether or not a match meets the definition of enhanced federal match for purposes of this section will be at the discretion of the Legislative Budget Board.

Appropriations to the Health and Human Services Commission in Article II of this Act have been adjusted to reflect \$152,198,024 increased Federal Funds and reduced General Revenue Funds due to enhanced matches under the Community First Choice program.

Any other Article II agency is still subject to the requirements of subsections (b) and (c) of this provision if any agency expenditures receive an enhanced federal match.

- c. **Limitations on Use of Available General Revenue Funds.** In the event the actual FMAP and EFMAP should be greater than shown in subsection (a), or the amount of increased Federal Funds and reduced General Revenue Funds due to enhanced matches should be greater than shown in subsection (b), or if any other matching rate becomes more favorable than the rate assumed in the General Appropriations Act, the health and human services agencies in Article II of this Act are authorized to expend the General Revenue Funds thereby made available only upon authorization from the Legislative Budget Board and Governor.

To request authorization to expend available General Revenue Funds, an agency shall submit a written request to the Legislative Budget Board and the Governor. At the same time, the agency shall provide a copy of the request to the Comptroller of Public Accounts. The request shall include the following information, by fiscal year:

- (1) a detailed explanation of the proposed use(s) of the available General Revenue Funds and whether the expenditure(s) will be one-time or ongoing;
- (2) the amount available by strategy;
- (3) the strategy(ies) in which the funds will be expended and the associated amounts, including any matching Federal Funds;

**SPECIAL PROVISIONS RELATING TO
ALL HEALTH AND HUMAN SERVICES AGENCIES**
(Continued)

- (4) an estimate of performance levels and, where relevant, a comparison to targets included in this Act; and
- (5) the capital budget and/or full-time equivalent impact.

Additional information requested by the Legislative Budget Board or the Governor should be provided in a timely manner. The request and information provided subsequently shall be prepared in a format specified by the Legislative Budget Board.

The request shall be considered to be approved unless the Legislative Budget Board or the Governor issue a written disapproval within 30 business days of the date on which the staff of the Legislative Budget Board concludes its review of the proposal to expend the funds and forwards its review to the Chair of the House Appropriations Committee, Chair of the Senate Finance Committee, Speaker of the House, and Lieutenant Governor. Any requests for additional information made by the Legislative Budget Board shall interrupt the counting of the 30 business days.

The Comptroller of Public Accounts shall not allow the expenditure of General Revenue Funds made available if the Legislative Budget Board provides notification to the Comptroller of Public Accounts that the requirements of this provision have not been satisfied.

Sec. 5. Attorney General Representation. The Attorney General and the respective head of the Health and Human Services Commission or a health and human services agency listed in Article II of this Act are hereby authorized to use the funds appropriated above to jointly select one or more Assistant Attorneys General to be assigned to the respective agency.

Sec. 6. Limitations on Transfer Authority. Notwithstanding the limitations of Article IX, §14.01, Appropriation Transfers of this Act, the Executive Commissioner of the Health and Human Services Commission is authorized to make transfers of funding and full-time equivalents (FTEs) between the Department of State Health Services and the Health and Human Services Commission, subject to the following requirements. Transfers that exceed \$1,000,000 in General Revenue or FTE adjustments of more than 10.0 FTEs are subject to the prior written approval of the Legislative Budget Board and the Governor. Transfers below these thresholds require written notification to the Legislative Budget Board and Governor within 30 days of the transfer and a report on transfers of all amounts should be submitted to the Legislative Budget Board quarterly. The total of all transfers from a strategy may not exceed the lesser of \$1,000,000 or 20.0 percent of the originating item of appropriation for funding for the fiscal year without the prior written approval of the Legislative Budget Board and the Governor.

To request a transfer, the Executive Commissioner of the Health and Human Services Commission shall submit a written request to the Legislative Budget Board and the Governor. At the same time, the agency shall provide a copy of the request to the Comptroller of Public Accounts. The request shall include the following information:

- a. a detailed explanation of the purpose(s) of the transfer, including the following:
 - (1) a description of each initiative with funding and FTE information by fiscal year; and
 - (2) an indication of whether the expenditure will be one-time or ongoing;
- b. the names of the originating and receiving agencies and/or strategies and the method of financing and FTEs for each strategy by fiscal year;
- c. an estimate of performance levels and, where relevant, a comparison to targets included in this Act for both the originating and the receiving agencies and/or strategies; and
- d. the capital budget impact.

Additional information requested by the Legislative Budget Board or the Governor should be provided in a timely manner. The request and information provided subsequently shall be prepared in a format specified by the Legislative Budget Board.

**SPECIAL PROVISIONS RELATING TO
ALL HEALTH AND HUMAN SERVICES AGENCIES**
(Continued)

In the case of disaster or other emergency, this provision is superseded by the emergency-related transfer authority in Article IX of this Act.

Sec. 7. Medicaid Informational Rider. This rider is informational only and does not make any appropriations. The Health and Human Services Commission (HHSC) is the single state agency for Title XIX, the Medical Assistance Program (Medicaid) in Texas. In addition to Medicaid program client services at HHSC, other health and human services agencies and HHSC receive appropriations for programs where Medicaid is a source of funding, categorized below as Programs Providing Client Services with Medicaid Funding. Additionally, Medicaid funds are used to support administrative functions of the agencies, categorized below as Medicaid Funding for Administration. Appropriations made elsewhere in Article II, Health and Human Services, of this Act related to the Medicaid program include the following amounts by agency and category:

<u>Agency Name</u>	<u>2020</u>	<u>2021</u>
Department of Family and Protective Services		
Medicaid Funding for Administration	\$ 4,189,450	\$ 4,187,719
Programs Providing Client Services with Medicaid Funding	\$ 19,097,803	\$ 19,355,897
Department of State Health Services		
Medicaid Funding for Administration	\$ 14,546,087	\$ 14,546,087
Health and Human Services Commission		
Medicaid Program Client Services	\$ 30,414,602,923	\$ 31,233,904,961
Medicaid Funding for Administration	\$ 1,507,499,710	\$ 1,534,041,869
Programs Providing Client Services with Medicaid Funding	\$ 857,541,512	\$ 856,135,866
Total, All Agencies	<u>\$ 32,817,477,485</u>	<u>\$ 33,662,172,399</u>
<u>Method of Financing:</u>		
General Revenue Funds	\$ 12,400,901,971	\$ 12,362,331,651
General Revenue-Dedicated Funds	\$ 62,400,000	\$ 62,400,000
Federal Funds	\$ 20,081,469,052	\$ 20,958,102,541
Other Funds	\$ 272,706,462	\$ 279,338,207
All Funds	<u>\$ 32,817,477,485</u>	<u>\$ 33,662,172,399</u>

Sec. 8. Caseload and Expenditure Reporting Requirements.

- a. Quarterly Forecasts. The Health and Human Services Commission, in cooperation with operating agencies, shall submit to the Legislative Budget Board and the Governor, at the end of each fiscal quarter, projected caseloads and related expenditure amounts, for the following programs:
 - (1) Medicaid;
 - (2) Children's Health Insurance Program (CHIP) and related programs;
 - (3) Temporary Assistance for Needy Families cash assistance;
 - (4) Women's Health Programs;
 - (5) State Facilities;
 - (6) Behavioral Health Waivers;

**SPECIAL PROVISIONS RELATING TO
ALL HEALTH AND HUMAN SERVICES AGENCIES**
(Continued)

- (7) Early Childhood Intervention services; and
- (8) Other programs upon request of the Legislative Budget Board or the Governor.

The reports shall be prepared in a format specified by the Legislative Budget Board.

- b. **Monthly Data.** The Health and Human Services Commission, or its designated operating agency, shall submit to the Legislative Budget Board and the Governor, at the end of each month, caseload and related expenditure amounts for the programs identified in subsection (a). The data shall be submitted in a format specified by the Legislative Budget Board.
- c. At the request of the Legislative Budget Board or the Governor, supporting documentation detailing the sources and methodologies utilized to develop any caseload or cost projections contained in the report and any other supporting material must be provided.

In the event that the forecasting function is transferred to another agency, the requirement for the Health and Human Services Commission to provide quarterly forecasts under subsection (a) shall apply to the other agency.

Sec. 9. Audit of Medicaid Funds. All transactions involving the payment, transfer, or investment of any funds of the Title XIX Medicaid program for the state by any non-governmental entity shall be subject to audit by the State Auditor's Office.

Sec. 10. Enterprise Support Services. None of the funds appropriated above shall be budgeted, assessed, or expended for enterprise support services unless the following requirements are met:

- a. **Annual Assessments.** The Executive Commissioner of the Health and Human Services Commission shall submit to the Legislative Budget Board and the Governor, by September 1 of each fiscal year, a report that indicates the amounts assessed for enterprise support services for the new and two prior fiscal years. The report shall include the following information at both the agency and enterprise levels:
 - (1) amounts by service category; and
 - (2) amounts by major fund type.
- b. **Annual Expenditures.** No later than October 1 of each year, the Executive Commissioner shall submit to the Legislative Budget Board and the Governor a report that provides information about actual annual expenditures for enterprise support services for the two prior fiscal years. The report shall include the following information at both the agency and enterprise levels:
 - (1) amounts by service category; and
 - (2) amounts by major fund type.

The reports shall be prepared in a format approved by the Legislative Budget Board.

- c. **Anticipated Increases.** The Executive Commissioner shall notify the Legislative Budget Board and the Governor in a timely manner about anticipated increases that would exceed the amounts reported in section (a) by more than \$1,000,000 during the fiscal year.
- d. **Requests-to-Exceed.** The Executive Commissioner shall notify the Legislative Budget Board and the Governor about the anticipated impact of requests-to-exceed on enterprise support service category assessments, by agency and method-of-financing.

The information requested above shall be prepared and submitted in a format approved by the Legislative Budget Board.

The Comptroller of Public Accounts shall not allow the expenditure of funds for an increased assessment if the Legislative Budget Board provides notification to the Comptroller of Public Accounts that the requirements of this provision have not been satisfied.

**SPECIAL PROVISIONS RELATING TO
ALL HEALTH AND HUMAN SERVICES AGENCIES**
(Continued)

Sec. 11. Language Interpreter Services. In order to compensate employees of health and human service agencies for assuming the duty of providing interpreter services to consumers whose primary language is not English, health and human service agencies, upon written authorization of the appropriate agency commissioner or his/her designee, may, from funds appropriated above, increase the salary of classified employees by an amount equal to a one step increase, or 3.25 percent, so long as the resulting salary rate does not exceed the rate designated as the maximum rate for the applicable salary group. This increase shall be granted only for the regular provision of interpreter services above and beyond the regular duties of the position, and shall be removed when these services are, for whatever reason, no longer provided by the employee or when they are no longer needed by the facility. Salary increases provided for this purpose are not merit increases and shall not affect an employee's eligibility to receive a merit increase. This authorization also includes employees who provide interpreter services in American Sign Language.

Sec. 12. Professional Trainees and Interns. Notwithstanding Article IX, Part 2, Sec. 2.01, Position Classification Plan, the Department of State Health Services and the Health and Human Services Commission may compensate professional trainees or interns in recognized educational programs related to the provision of mental health or intellectual disability services, radiation control, or any critical health care profession as determined by the Health and Human Services Executive Commissioner at any salary rate not to exceed the following amounts:

Psychiatrist Interns	\$3,548 per month
Physician Interns	\$3,042 per month
Psychologist Trainees	\$2,859 per month
Registered Nurse Trainees	\$2,387 per month
Chaplain Interns	\$2,247 per month
Physical, Occupational, or Registered Therapist Trainees	\$2,117 per month
Social Worker Trainees	\$1,998 per month
Medical Technologist Trainees	\$1,998 per month
Licensed Vocational Nurse Trainees	\$1,785 per month
Health Physicist Interns	\$2,247 per month
Health Physicist Trainees	\$1,686 per month

Sec. 13. Appropriation of Receipts: Civil Monetary Damages and Penalties. Included in the amounts appropriated above for the 2020-21 biennium are the following:

- a. \$1,414,870 in General Revenue Match for Medicaid for the Health and Human Services Commission (HHSC);
- b. \$780,000 in General Revenue for the Department of State Health Services.

These amounts are contingent upon the collection of civil monetary damages and penalties under Human Resources Code §§32.021 and 32.039, and Health and Safety Code §431.0585. Any amounts collected above these amounts by the respective agency are appropriated to the respective agency in amounts equal to the costs of the investigation and collection proceedings conducted under those sections, and any amounts collected as reimbursement for claims paid by the agency. For HHSC, any amount collected above this amount is to be applied to the protection of health and property of residents in nursing facilities in accordance with 42 U.S. Code §1396r(h)(2)(a)(ii) and Human Resources Code §32.021(g) subject to the approval of the Centers for Medicare and Medicaid Services.

Sec. 14. Rate Limitations and Reporting Requirements. Notwithstanding other provisions of this Act, the use of appropriated funds for a rate paid by the Health and Human Services Commission (HHSC) or the Department of State Health Services (DSHS) shall be governed by the specific limitations included in this provision.

For purposes of this provision, "rate" is defined to include all provider reimbursements (regardless of methodology), including for oral medications, that account for significant expenditures. "Fiscal impact" is defined as an increase in expenditures due to either a rate change or establishment of a new rate, including the impact on all affected programs. Additionally, estimates of fiscal impacts should be based on the most current caseload forecast submitted by HHSC pursuant to other provisions in this Act and should specify General Revenue Funds, TANF Federal Funds, and All Funds. Fiscal estimates that impact multiple risk groups may be reported at an aggregate level and acute care services may be reported by rate category.

**SPECIAL PROVISIONS RELATING TO
ALL HEALTH AND HUMAN SERVICES AGENCIES**
(Continued)

a. **Notification of Change to Managed Care Rates.**

- (1) Within seven calendar days of the establishment of preliminary premium rates for managed care organizations (MCOs) contracting with HHSC, the Executive Commissioner of the HHSC shall submit the following information in writing to the Legislative Budget Board, the Governor, and the State Auditor:
 - (i) a schedule showing the previous fiscal year's rate and the proposed rate, which should include information on the rate basis for the MCO reimbursements to providers;
 - (ii) a schedule and description of the rate-setting process for all rates listed for subsection (1), which should include:
 - (a) a thorough explanation of all formulas and rounding methodologies used in the rate setting process;
 - (b) reasoning and basis for all trends used in the rate-setting process;
 - (c) all analyses conducted by the Data Analysis Unit (established pursuant to Government Code §531.0082) that are pertinent to the rate-setting process; and
 - (d) all documentation submitted to the Centers for Medicare and Medicaid Services (CMS) pursuant to 42 C.F.R. §438.7.
 - (iii) an estimate of the fiscal impact, by agency and by fiscal year, including the amount of General Revenue Funds, TANF Federal Funds, and All Funds for each rate change listed for subsection (1).
 - (2) The Executive Commissioner of HHSC shall submit all available information identified in subsection (1) if the preliminary rates are changed and shall also submit the reason for these changes. The Executive Commissioner of HHSC shall submit the final proposed rates along with the information listed in subsection (1) no later than 45 calendar days prior to implementation.
 - (3) Within seven days of the submission requirements listed above in subsections (i) through (iii), the Executive Commissioner of HHSC shall submit a schedule identifying an estimate of the amount of General Revenue Funds, TANF Federal Funds, and All Funds by which expenditures at such rate levels would exceed appropriated funding.
- b. **Orphan Drug Notification.** HHSC shall provide notification of a new or increased rate for an orphan drug within 60 calendar days following expenditures for this purpose if managed care capitation rates are to be adjusted or the annual fiscal impact to fee-for-service expenditures is expected to exceed \$500,000 in General Revenue Funds. An orphan drug must meet criteria specified in the federal Orphan Drug Act and regulations at 21 C.F.R. §316, and be required to be covered by the Medicaid program under federal law. With the notification, HHSC shall provide the fiscal impact including the amount of General Revenue Funds, and All Funds, by fiscal year; the amount of drug rebates projected; and an estimate of the population to be served.
- c. **Quarterly Notification.** With the exception of statutorily required pricing updates on oral medications, and on a quarterly basis, HHSC shall provide notice of changed rates for:
- (1) new procedure codes required to conform to Federal Healthcare Common Procedure Coding System (HCPCS) updates;
 - (2) revised rates occurring as a result of a biennial calendar fee review;
 - (3) any rate change estimated to have an annual fiscal impact of less than \$500,000 in General Revenue-Related Funds or TANF Federal Funds; and
 - (4) any orphan drug not subject to the requirements of subsection (b).

**SPECIAL PROVISIONS RELATING TO
ALL HEALTH AND HUMAN SERVICES AGENCIES**
(Continued)

- d. **Limitation on Rates that Exceed Appropriated Funding.** With the exception of those rates specified in subsections (b) or (c), HHSC and DSHS may not pay a rate that would result in expenditures that exceed, in any fiscal year, the amounts appropriated by this Act to a strategy for the services to which the rate applies without the prior written approval of the Legislative Budget Board and the Governor.

To request authorization for such a rate, the Executive Commissioner of HHSC shall submit a written request to the Legislative Budget Board and the Governor. At the same time, the agency shall provide a copy of the request to the Comptroller of Public Accounts. The request shall include the following information:

- (1) a list of each new rate and/or the existing rate and the proposed changed rate;
- (2) an estimate of the fiscal impacts of the new rate and/or rate change, by agency and by fiscal year; and
- (3) the amount of General Revenue Funds, TANF Federal Funds, and All Funds, by fiscal year, by which each rate would exceed appropriated funding for each fiscal year.

The request shall be considered to be approved unless the Legislative Budget Board or the Governor issues a written disapproval within 15 business days of the date on which the staff of the Legislative Budget Board concludes its review of the request for authorization for the rate and forwards its review to the Chair of the House Appropriations Committee, Chair of the Senate Finance Committee, Speaker of the House, and Lieutenant Governor. Any requests for additional information made by the Legislative Budget Board shall interrupt the counting of the 15 business days.

- e. Additional information requested by the Legislative Budget Board or the Governor should be provided in a timely manner. Notifications, requests, and information provided subsequently shall be prepared in a format specified by the Legislative Budget Board.
- f. The Office of the State Auditor may review the fiscal impact information provided under sections (a) through (d) along with supporting documentation, supporting records, and justification for the rate increase provided by HHSC and report back to the Legislative Budget Board and the Governor before the rate is implemented.
- g. The Comptroller of Public Accounts shall not allow the expenditure of funds for a new or increased rate if the Legislative Budget Board provides notification to the Comptroller of Public Accounts that the requirements of this provision have not been satisfied.

Sec. 15. Locality Pay. Out of funds appropriated above, the health and human services agencies listed in Article II of this Act are authorized to pay a salary supplement, not to exceed \$1,200 per month, to agency-determined employees whose duty station is located in an area of the state in which the high cost of living is causing excessive employee turnover, as determined by the agency. This salary supplement shall be in addition to the maximum salary rate authorized for that position elsewhere in this Act. In the event that an employee so assigned works on a less than full-time basis, the maximum salary supplement shall be set on a basis proportionate to the number of hours paid.

Sec. 16. Limitation: Expenditure and Transfer of Public Health Medicaid Reimbursements.

- (a) **Appropriations.** Included in the amounts appropriated above for the Department of State Health Services (DSHS) and the Health and Human Services Commission (HHSC) are the following amounts of Public Health Medicaid Reimbursements (Account No. 709):
- (1) Department of State Health Services:
 - (A) Strategy A.4.1, Laboratory Services: \$22,729,752 in fiscal year 2020 and \$23,905,218 in fiscal year 2021;
 - (B) Strategy B.2.2, Texas Primary Care Office: \$144,921 in fiscal year 2020 and \$225,576 in fiscal year 2021;
 - (C) Strategy D.1.1, Agency Wide IT Projects: \$74,537 in fiscal year 2020 and \$90,097 in fiscal year 2021;

**SPECIAL PROVISIONS RELATING TO
ALL HEALTH AND HUMAN SERVICES AGENCIES**

(Continued)

- (D) Strategy E.1.1, Central Administration: \$366,935 in each fiscal year;
 - (E) Strategy E.1.2, IT Program Support: \$65 in fiscal year 2020 and \$100 in fiscal year 2021;
 - (F) Strategy E.1.3, Other Support Services: \$12,953 in fiscal year 2020 and \$20,162 in fiscal year 2021;
 - (G) Strategy E.1.4, Regional Administration: \$1,955 in fiscal year 2020 and \$3,043 in fiscal year 2021; and
 - (H) Contingent on the implementation of a newborn screening test the Department of State Health Services has not included from the Recommended Uniform Screening Panel of the Secretary's Advisory Committee on Heritable Disorders in Newborns and Children in the agency's testing panel as of August 31, 2019 and pursuant to Section 33.011 of the Health and Safety Code, an amount not to exceed \$12,000,000 is appropriated to Strategy A.4.1, Laboratory Services for the 2020-21 biennium, upon prior written approval of the Legislative Budget Board and the Governor.
- (2) Health and Human Services Commission:
- (A) Strategy A.4.1, Non-Full Benefit Payments: \$7,604,179 in fiscal year 2020 and \$12,604,179 in fiscal year 2021
 - (B) Strategy G.2.1, Mental Health State Hospitals: \$47,944,002 in fiscal year 2020 and \$46,663,989 in fiscal year 2021; and
 - (C) Strategy G.2.2, Mental Health Community Hospitals: \$10,120,701 in fiscal year 2020 and \$10,120,699 in fiscal year 2021.
- (b) **Limitation on Use of Public Health Medicaid Reimbursements (Account 709).**
- (1) In the event that Public Health Medicaid Reimbursement revenues exceed the amounts noted above, DSHS or HHSC may expend the Public Health Medicaid Reimbursement funds thereby made available only upon prior written approval from the Legislative Budget Board and the Governor. Notwithstanding Article IX, §14.01, Appropriation Transfers, and Special Provisions Relating to All Health and Human Services Agencies, §6, Limitations on Transfer Authority, transfers of Public Health Medicaid Reimbursement revenues may be made only upon prior written approval from the Legislative Budget Board and the Governor. A request to expend additional Public Health Medicaid Reimbursement funds or transfer Public Health Medicaid Reimbursement funds shall include the following information:
 - (A) the reason for and the amount of Public Health Medicaid Reimbursement revenue that exceeds the amounts in section (a) above, and whether this additional revenue will continue in future years;
 - (B) the reason for and the amount of any transfer of Public Health Medicaid Reimbursement revenue;
 - (C) a detailed explanation of the purpose(s) of the expenditure and whether the expenditure will be one-time or ongoing;
 - (D) the name of the strategy or strategies affected by the expenditure and the FTEs for each strategy by fiscal year;
 - (E) the impact of the expenditure on performance levels, and, where relevant, a comparison to targets included in this Act for the affected strategy or strategies; and
 - (F) the impact of the expenditure on the capital budget.
 - (G) The request shall be considered to be approved unless the Legislative Budget Board or the Governor issues a written disapproval within 30 business days after the date the Legislative Budget Board staff concludes its review of the proposal to expend the funds

**SPECIAL PROVISIONS RELATING TO
ALL HEALTH AND HUMAN SERVICES AGENCIES**
(Continued)

and forwards the review to the Chair of the House Appropriations Committee, Chair of the Senate Finance Committee, Speaker of the House, and Lieutenant Governor. Any requests for additional information made by the Legislative Budget Board shall interrupt the counting of the 30 business days.

- (2) In the event that Public Health Medicaid Reimbursement revenues and balances are insufficient to support the appropriations amounts identified in subsection (a), a reduction shall be made in HHSC Strategy A.4.1, Non-Full Benefit Payments.

Sec. 17. Use of Trauma Fund Receipts. In an effort to maximize the availability of Federal Funds under Medicaid for the purposes of providing reimbursement for uncompensated trauma care at designated facilities and providing increases in Medicaid inpatient provider rates, the Department of State Health Services (DSHS) and the Health and Human Services Commission (HHSC) shall enter into an interagency contract to allow for the transfer of funds from General Revenue-Dedicated Designated Trauma Facility and EMS Account No. 5111, from DSHS to HHSC for this purpose. This interagency contract would allow for the transfer of the Account No. 5111 funds to the extent that the use of these funds in this manner would not reduce reimbursements that otherwise would have been provided for uncompensated trauma care to designated facilities.

Appropriations include \$115,022,700 in fiscal year 2020 and \$115,022,700 in fiscal year 2021 out of the General Revenue-Dedicated Designated Trauma Facility and EMS Account No. 5111 to the Department of State Health Services, Strategy B.2.1, EMS and Trauma Care Systems. Of that amount, \$100,471,474 in each fiscal year is to be transferred through the interagency contract to HHSC to provide add-on payments for trauma care and safety-net hospitals in Medicaid.

If funds are not available in the amount appropriated from General Revenue-Dedicated Designated Trauma Facility and EMS Account No. 5111 in this Act, the amounts identified for transfer through interagency contract to HHSC shall be reduced by the amount that funds are less than appropriations and an equal amount of General Revenue Funds is appropriated to HHSC.

Sec. 18. Performance Reporting for Texas Center for Infectious Disease and Rio Grande State Center. The Health and Human Services Commission and the Department of State Health Services shall submit to the Legislative Budget Board and the Governor not later than December 1 of each fiscal year the following information regarding performance of the Texas Center for Infectious Disease and the Rio Grande State Center: revenue collections at the hospital, by payor mix; direct and non-direct patient care expenditures; number of inpatient patients served on a monthly basis by type of service provided; and number of outpatient patients served on a monthly basis by type of service provided.

Sec. 19. Prohibition on Use of Appropriations for the Private Operation of a State Hospital. No funds appropriated above shall be used to solicit bids for the private operation of a state hospital or for the private operation of a state hospital, without approval from the Legislative Budget Board.

Sec. 20. Charges to Employees and Guests. Collections for services rendered to employees and guests shall be made by a deduction from the recipient's salary or by cash payment in advance. Such deductions and other receipts for these services from employees and guests are appropriated to the facility. Refunds of excess collections shall be made from the appropriation to which the collection was deposited.

As compensation for services rendered and notwithstanding any other provision in this Act, any facility under the jurisdiction of the Health and Human Services Commission or the Department of State Health Services may provide free meals for food service personnel and volunteer workers, and may furnish housing facilities, meals, and laundry service in exchange for services rendered by interns, chaplains in training, and student nurses.

Sec. 21. New or Additional Facilities. No funds appropriated may be spent for constructing new or additional facilities or for the purchase of sites without specific authorization of the Legislature. All facilities shall be kept where they are located by the Legislature, and all new buildings to be constructed shall be on these sites unless otherwise specifically authorized by the Legislature. For the purpose of this subsection, specific authorization may be granted either by basic statute or special authorization in this Act.

**SPECIAL PROVISIONS RELATING TO
ALL HEALTH AND HUMAN SERVICES AGENCIES**
(Continued)

Sec. 22. Revolving Petty Cash Funds. Each facility under the jurisdiction of the Health and Human Services Commission or the Department of State Health Services may establish a petty cash fund to be maintained in cash or at a local bank. The petty cash fund, not to exceed \$25,000 shall be used only for making emergency payments and small purchases which will increase the efficiency of the operation; for payments to client workers on a regular payday basis; for use as change funds in specific locations where financial activities of the agency require a change fund; and for supplies and equipment purchases for on-campus work centers.

Sec. 23. Surplus Property. Notwithstanding Article IX, §8.03, Surplus Property, of this Act, in order to conserve funds appropriated, surplus personal property may be transferred from one state hospital or state supported living center to another with or without reimbursement. The Health and Human Services Commission or the Department of State Health Services may transfer surplus personal property from a state hospital or state supported living center to a community center, as defined in the Texas Health and Safety Code §534.001(b), with or without reimbursement. Surplus personal property belonging to any state hospital or state supported living center may be sold; provided, however, that such transfers or sales shall be made under the same procedure as provided by Government Code, Chapter 2175.

Sec. 24. Patient or Client Assistance. Subject to the approval of rules and regulations of the Health and Human Services Commission or the Department of State Health Services, patients or clients in any state hospital or state supported living center who are assisting in the operation of the facility as part of their therapy, may receive compensation out of any funds available to the respective facilities.

Sec. 25. Barber and Cosmetology Services. The Health and Human Services Commission (HHSC) or the Department of State Health Services (DSHS) may be reimbursed for barber and cosmetology services in state hospitals and state supported living centers provided the reimbursement is consistent with an individual's ability to pay. These reimbursements are appropriated above to the agencies to offset the cost of providing barber and cosmetology services. The agencies may also use patient benefit funds to offset the cost of these services for indigent clients.

Sec. 26. State-Owned Housing. The Superintendent, Medical Director, Assistant Superintendent for Programs, and Director of Plant Maintenance at each state hospital and the Director, Medical Director, Assistant Director for Programs, and Director of Plant Maintenance at each state supported living center are authorized to live in state-owned housing at a rate determined by the Health and Human Services Commission (HHSC) or the Department of State Health Services (DSHS). Other HHSC or DSHS employees may live in state-owned housing as set forth in Article IX, §11.02, Reporting Related to State Owned Housing, of this Act. Fees for employee housing are appropriated above to be used for maintaining employee housing.

Sec. 27. Donations from Individuals, Community Groups and Volunteer Services Councils. It is expressly provided that the Department of State Health Services and the Health and Human Services Commission, in accordance with §533.001 of the Health and Safety Code and to the extent permitted by law, may accept donations for permanent improvements at the state hospitals and the state supported living centers from individuals, community groups and local Volunteer Services Councils. Such funds are not subject to limitations on capital budget expenditures as contained in Article IX or any other similar provisions in this Act. Permanent improvements are defined as an improvement to a state facility that involves construction, building system(s), and/or landscaping.

Sec. 28. Transfers of Appropriation - State Owned Hospitals. The Health and Human Services Commission (HHSC) and the Department of State Health Services (DSHS) shall transfer from non-Medicaid state appropriated funds the following amounts from HHSC Strategy G.2.1, Mental Health State Hospitals and DSHS Strategy A.2.5, TX Center of Infectious Disease to HHSC Goal B, Medicaid and CHIP Support, for the Disproportionate Share Hospital Reimbursement Program:

	<u>2020</u>	<u>2021</u>
State Mental Health Hospitals	\$157,897,928	\$157,897,928
Texas Center for Infectious Disease	<u>5,292,067</u>	<u>5,292,067</u>
	\$163,189,995	\$163,189,995

The timing and form of such transfers shall be determined by the Comptroller of Public Accounts in consultation with HHSC. The Legislative Budget Board may adjust the amounts of such transfers as necessary to match available federal funds. HHSC and DSHS shall also transfer non-Medicaid state

**SPECIAL PROVISIONS RELATING TO
ALL HEALTH AND HUMAN SERVICES AGENCIES**
(Continued)

appropriated funds as necessary for other qualifying state-funded community hospitals including mental health community hospitals. HHSC and DSHS shall monitor Medicaid utilization rates at these state-owned hospitals to ensure their qualification for the Disproportionate Share Hospital Reimbursement Program.

Sec. 29. Payment for Compensatory Time. The Health and Human Services Commission and the Department of State Health Services, to the extent permitted by law, may pay FLSA non-exempt employees of state hospitals and state supported living centers on a straight-time basis for work on a holiday or for regular compensatory time hours when the taking of regular compensatory time off would be disruptive to normal business functions. In addition, any health and human service agency, with the explicit approval of the Health and Human Services Executive Commissioner, to the extent permitted by law, may pay FLSA non-exempt employees required to provide support during a federally declared disaster on a straight-time basis for work on a holiday or for regular compensatory time hours when the taking of regular compensatory time off would be disruptive to normal business functions.

Sec. 30. Appropriation of Local Funds. All unexpended balances of local funds received from counties, cities, and other local sources as of August 31, 2019, (estimated to be \$0) by an agency named in this Article, are appropriated to that agency for the same purposes for use during the fiscal biennium beginning September 1, 2019.

Sec. 31. Reporting of Child Abuse. All health and human services agencies listed in Article II of this Act may distribute or provide appropriated funds only to recipients who show good faith efforts to comply with all child abuse reporting guidelines and requirements set forth in Chapter 261 of the Texas Family Code.

Sec. 32. Foster Care Rate Methodology.

(a) **Evaluation.** Out of funds appropriated above to the Health and Human Services Commission (HHSC) in Strategy L.1.1, HHS System Supports, and in consultation with the Department of Family and Protective Services (DFPS), HHSC shall evaluate the methodology for establishing foster care rates to determine whether there is an alternative methodology that would increase provider capacity capable of delivering appropriate and evidence-based services, incentivize quality improvements, and maximize the use of federal funds. HHSC shall also evaluate cost-reporting requirements to identify opportunities to streamline reporting and ensure necessary information is included to support any alternative foster care rate methodology. HHSC may contract for the evaluation with a third party who has demonstrated capacity to develop residential child care rates and risk-based contracting in child welfare settings. HHSC and DFPS shall allow stakeholders the opportunity to provide input on the alternative rate methodology.

If an alternative is identified, HHSC and DFPS may implement the revised methodology if doing so would not increase General Revenue expenditures for foster care payments in Strategy B.1.9, Foster Care Payments.

- (b) **Rate Methodology.** It is the intent of the legislature that HHSC consider the following in evaluating a new rate methodology as outlined in subsection (a):
- (1) Accounting for differences in the individualized needs of children as determined by a best practice needs assessment tool capable of predicting foster care costs reliable enough to inform rate setting, such as the Child and Adolescent Needs and Strengths (CANS) Assessments;
 - (2) Accounting for regional variation in costs, including differences in the individualized needs of children served in different regions and locally competitive wages to recruit and maintain qualified staff;
 - (3) Incentivizing placing children in the least restrictive environment that can best meet their needs;
 - (4) Maximizing the use of high-quality intensive home and community-based services;
 - (5) Maximizing the efficient and effective use of federal funds to improve capacity and address gaps in care, including:

**SPECIAL PROVISIONS RELATING TO
ALL HEALTH AND HUMAN SERVICES AGENCIES**
(Continued)

- (A) Increasing access to current Medicaid benefits such as mental health rehabilitation and targeted case management services;
 - (B) Identifying Medicaid benefits offered in other states for foster youth that decrease hospitalization and lower costs; and
 - (C) Improving reporting and tracking of data to maximize Title IV-E Reimbursements;
- (6) Incorporating a viable and sustainable methodology for Community-based Care (CBC) rates, based on best practices and the experiences of other states;
 - (7) Providing opportunities, at least semi-annually, to adjust the rates based on demonstrated fluctuations across CBC regions and population needs;
 - (8) Including risk mitigation strategies that balance the risk to the state with the need to attract and maintain viable Single Source Continuum Contractors for each CBC region, such as time-limited risk corridors; and
 - (9) Being consistent with actuarially sound rate development principles to the fullest extent possible.
- (c) **Cost Reports.** It is the intent of the legislature that HHSC consider the following in evaluating the cost reports as outlined in subsection (a):
- (1) Eliminating reporting requirements that are not required by state or federal law and are not currently being used by HHSC or DFPS to set rates;
 - (2) Adding detail where needed to align rates paid with the quality and intensity of services across levels of care; and
 - (3) Including additional or modified reporting requirements necessary to support implementation of any alternative rate methodology.
- (d) Not later than September 1, 2020, HHSC and DFPS shall report on the evaluation of the methodology and cost-reporting requirements to the Governor, Lieutenant Governor, Speaker of the House, Chair of the Senate Finance Committee, Chair of the House Appropriations Committee, permanent standing committees in the House of Representatives and the Senate with jurisdiction over health and human services, and the Legislative Budget Board.

**RECAPITULATION - ARTICLE II
HEALTH AND HUMAN SERVICES
(General Revenue)**

	For the Years Ending	
	August 31, 2020	August 31, 2021
	<u> </u>	<u> </u>
Department of Family and Protective Services	\$ 1,281,327,249	\$ 1,303,186,351
Department of State Health Services	283,676,390	272,051,084
Health and Human Services Commission	<u>14,507,221,528</u>	<u>14,577,261,063</u>
Subtotal, Health and Human Services	\$ 16,072,225,167	\$ 16,152,498,498
Retirement and Group Insurance	598,327,075	603,004,768
Social Security and Benefit Replacement Pay	<u>120,399,804</u>	<u>119,276,760</u>
Subtotal, Employee Benefits	\$ 718,726,879	\$ 722,281,528
Bond Debt Service Payments	21,466,856	17,151,742
Lease Payments	<u>7,606,600</u>	<u>16,752,394</u>
Subtotal, Debt Service	\$ 29,073,456	\$ 33,904,136
TOTAL, ARTICLE II - HEALTH AND HUMAN SERVICES	<u>\$ 16,820,025,502</u>	<u>\$ 16,908,684,162</u>

**RECAPITULATION - ARTICLE II
HEALTH AND HUMAN SERVICES
(General Revenue-Dedicated)**

	For the Years Ending	
	August 31, 2020	August 31, 2021
Department of Family and Protective Services	\$ 5,685,702	\$ 5,685,701
Department of State Health Services	161,719,551	159,989,523
Health and Human Services Commission	<u>86,608,351</u>	<u>86,608,351</u>
Subtotal, Health and Human Services	\$ 254,013,604	\$ 252,283,575
Retirement and Group Insurance	8,252,521	8,340,256
Social Security and Benefit Replacement Pay	<u>2,470,302</u>	<u>2,478,908</u>
Subtotal, Employee Benefits	\$ 10,722,823	\$ 10,819,164
TOTAL, ARTICLE II - HEALTH AND HUMAN SERVICES	<u>\$ 264,736,427</u>	<u>\$ 263,102,739</u>

**RECAPITULATION - ARTICLE II
HEALTH AND HUMAN SERVICES
(Federal Funds)**

	For the Years Ending	
	August 31, 2020	August 31, 2021
Department of Family and Protective Services	\$ 900,994,786	\$ 917,884,262
Department of State Health Services	293,176,496	293,176,497
Health and Human Services Commission	<u>22,425,674,344</u>	<u>23,247,610,053</u>
Subtotal, Health and Human Services	\$ 23,619,845,626	\$ 24,458,670,812
Retirement and Group Insurance	286,192,486	288,743,927
Social Security and Benefit Replacement Pay	<u>63,469,750</u>	<u>63,176,897</u>
Subtotal, Employee Benefits	\$ 349,662,236	\$ 351,920,824
Bond Debt Service Payments	<u>2,361,154</u>	<u>2,361,154</u>
Subtotal, Debt Service	<u>\$ 2,361,154</u>	<u>\$ 2,361,154</u>
TOTAL, ARTICLE II - HEALTH AND HUMAN SERVICES	<u>\$ 23,971,869,016</u>	<u>\$ 24,812,952,790</u>

**RECAPITULATION - ARTICLE II
HEALTH AND HUMAN SERVICES
(Other Funds)**

	For the Years Ending	
	August 31, 2020	August 31, 2021
Department of Family and Protective Services	\$ 6,593,379	\$ 6,593,379
Department of State Health Services	104,668,752	105,948,765
Health and Human Services Commission	1,039,305,691	835,000,180
Subtotal, Health and Human Services	\$ 1,150,567,822	\$ 947,542,324
Retirement and Group Insurance	416,582	421,495
Social Security and Benefit Replacement Pay	109,846	109,931
Subtotal, Employee Benefits	\$ 526,428	\$ 531,426
Bond Debt Service Payments	623,803	623,803
Subtotal, Debt Service	\$ 623,803	\$ 623,803
Less Interagency Contracts	\$ 386,312,936	\$ 386,783,253
TOTAL, ARTICLE II - HEALTH AND HUMAN SERVICES	\$ 765,405,117	\$ 561,914,300

**RECAPITULATION - ARTICLE II
HEALTH AND HUMAN SERVICES
(All Funds)**

	For the Years Ending	
	August 31, 2020	August 31, 2021
	<u>2020</u>	<u>2021</u>
Department of Family and Protective Services	\$ 2,194,601,116	\$ 2,233,349,693
Department of State Health Services	843,241,189	831,165,869
Health and Human Services Commission	<u>38,058,809,914</u>	<u>38,746,479,647</u>
Subtotal, Health and Human Services	\$ 41,096,652,219	\$ 41,810,995,209
Retirement and Group Insurance	893,188,664	900,510,446
Social Security and Benefit Replacement Pay	<u>186,449,702</u>	<u>185,042,496</u>
Subtotal, Employee Benefits	\$ 1,079,638,366	\$ 1,085,552,942
Bond Debt Service Payments	24,451,813	20,136,699
Lease Payments	<u>7,606,600</u>	<u>16,752,394</u>
Subtotal, Debt Service	\$ 32,058,413	\$ 36,889,093
Less Interagency Contracts	<u>\$ 386,312,936</u>	<u>\$ 386,783,253</u>
TOTAL, ARTICLE II - HEALTH AND HUMAN SERVICES	<u>\$ 41,822,036,062</u>	<u>\$ 42,546,653,991</u>
Number of Full-Time-Equivalents (FTE)	53,814.8	53,659.8

ARTICLE III

EDUCATION

Sec. 1. The several sums of money herein specified, or so much thereby as may be necessary, are appropriated out of any funds in the State Treasury not otherwise appropriated, or out of special funds as indicated, for the support, maintenance, or improvement of the designated agencies and institutions of education.

TEXAS EDUCATION AGENCY

	For the Years Ending	
	August 31, 2020	August 31, 2021
Method of Financing:		
<u>General Revenue Fund</u>		
General Revenue Fund	\$ 196,502,369	\$ 194,502,359
Available School Fund No. 002, estimated	1,305,008,476	2,420,683,776
Technology and Instructional Materials Fund No. 003	1,093,701,159	12,270,954
Foundation School Fund No. 193, estimated	13,390,703,238	11,942,296,542
Certification and Assessment Fees (General Revenue Fund)	28,063,223	28,063,223
Lottery Proceeds, estimated	<u>1,505,077,000</u>	<u>1,529,205,000</u>
 Subtotal, General Revenue Fund	 \$ 17,519,055,465	 \$ 16,127,021,854
<u>Federal Funds</u>		
Federal Education Fund	\$ 3,158,329,335	\$ 3,158,329,308
School Nutrition Programs Fund	2,156,303,851	2,209,425,209
Federal Funds	<u>8,342,808</u>	<u>8,342,806</u>
 Subtotal, Federal Funds	 \$ 5,322,975,994	 \$ 5,376,097,323
<u>Other Funds</u>		
Permanent School Fund No. 044	\$ 30,368,910	\$ 30,368,908
Property Tax Relief Fund, estimated	1,816,322,641	1,985,481,730
Interagency Contracts	14,130,931	14,130,929
License Plate Trust Fund Account No. 0802	242,000	242,000
Recapture Payments - Attendance Credits, estimated	<u>3,532,800,000</u>	<u>4,099,650,000</u>
 Subtotal, Other Funds	 <u>\$ 5,393,864,482</u>	 <u>\$ 6,129,873,567</u>
 Total, Method of Financing	 <u>\$ 28,235,895,941</u>	 <u>\$ 27,632,992,744</u>

This bill pattern represents an estimated 62.7% of this agency's estimated total available funds for the biennium.

Number of Full-Time-Equivalents (FTE): 945.0 945.0

Schedule of Exempt Positions:

Commissioner of Education, Group 8	\$248,094	\$248,094
Permanent School Fund Chief Investment Officer	384,375	384,375

Items of Appropriation:

A. Goal: PROVIDE ED SYS LDRSP GUID'CE RES'S Provide Education System Leadership, Guidance, and Resources.		
A.1.1. Strategy: FSP - EQUALIZED OPERATIONS Foundation School Program - Equalized Operations.	\$ 20,797,808,117	\$ 21,252,620,506
A.1.2. Strategy: FSP - EQUALIZED FACILITIES Foundation School Program - Equalized Facilities.	575,434,000	548,010,300
A.2.1. Strategy: STATEWIDE EDUCATIONAL PROGRAMS	133,080,437	135,580,437
A.2.2. Strategy: ACHIEVEMENT OF STUDENTS AT RISK Resources for Low-income and Other At-risk Students.	1,591,021,167	1,591,021,165

TEXAS EDUCATION AGENCY
(Continued)

A.2.3. Strategy: STUDENTS WITH DISABILITIES Resources for Mentally/Physically Disabled Students.	1,116,105,233	1,116,105,231
A.2.4. Strategy: SCHOOL IMPROVEMENT & SUPPORT PGMS Grants for School and Program Improvement and Innovation.	<u>272,150,761</u>	<u>272,150,759</u>
Total, Goal A: PROVIDE ED SYS LDRSP GUID'CE RES'S	\$ 24,485,599,715	\$ 24,915,488,398
B. Goal: PROVIDE SYSTEM OVERSIGHT & SUPPORT		
B.1.1. Strategy: ASSESSMENT & ACCOUNTABILITY SYSTEM	\$ 83,191,738	\$ 83,191,737
B.2.1. Strategy: TECHNOLOGY/INSTRUCTIONAL MATERIALS Technology and Instructional Materials.	1,091,430,204	10,000,000
B.2.2. Strategy: HEALTH AND SAFETY	13,246,603	11,246,603
B.2.3. Strategy: CHILD NUTRITION PROGRAMS	2,170,922,192	2,224,043,550
B.2.4. Strategy: WINDHAM SCHOOL DISTRICT Educational Resources for Prison Inmates.	56,269,951	53,786,956
B.3.1. Strategy: IMPROVING EDUCATOR QUALITY/LDRSP Improving Educator Quality and Leadership.	191,286,695	191,286,694
B.3.2. Strategy: AGENCY OPERATIONS	67,954,364	67,954,353
B.3.3. Strategy: STATE BOARD FOR EDUCATOR CERT State Board for Educator Certification.	4,273,935	4,273,935
B.3.4. Strategy: CENTRAL ADMINISTRATION	14,127,151	14,127,138
B.3.5. Strategy: INFORMATION SYSTEMS - TECHNOLOGY	38,832,171	38,832,157
B.3.6. Strategy: CERTIFICATION EXAM ADMINISTRATION Educator Certification Exam Services - Estimated and Nontransferable.	<u>18,761,222</u>	<u>18,761,223</u>
Total, Goal B: PROVIDE SYSTEM OVERSIGHT & SUPPORT	\$ 3,750,296,226	\$ 2,717,504,346
Grand Total, TEXAS EDUCATION AGENCY	<u>\$ 28,235,895,941</u>	<u>\$ 27,632,992,744</u>
Object-of-Expense Informational Listing:		
Salaries and Wages	\$ 75,658,559	\$ 76,221,697
Other Personnel Costs	3,721,119	3,755,744
Professional Fees and Services	200,204,767	163,410,833
Fuels and Lubricants	2,386	2,386
Consumable Supplies	218,775	219,590
Utilities	164,893	164,893
Travel	1,080,745	1,080,744
Rent - Building	1,520,156	1,520,156
Rent - Machine and Other	1,031,137	1,058,697
Other Operating Expense	391,778,865	16,971,025
Client Services	14,145,452	14,145,452
Grants	<u>27,546,369,087</u>	<u>27,354,441,527</u>
Total, Object-of-Expense Informational Listing	<u>\$ 28,235,895,941</u>	<u>\$ 27,632,992,744</u>
Estimated Allocations for Employee Benefits and Debt Service Appropriations Made Elsewhere in this Act:		
<u>Employee Benefits</u>		
Retirement	\$ 6,719,821	\$ 6,753,420
Group Insurance	14,603,331	14,951,809
Social Security	5,419,797	5,446,896
Benefits Replacement	<u>51,301</u>	<u>43,606</u>
Total, Estimated Allocations for Employee Benefits and Debt Service Appropriations Made Elsewhere in this Act	<u>\$ 26,794,250</u>	<u>\$ 27,195,731</u>

1. Performance Measure Targets. The following is a listing of the key performance target levels for the Texas Education Agency. It is the intent of the Legislature that appropriations made by this Act be utilized in the most efficient and effective manner possible to achieve the intended mission of the Texas Education Agency. In order to achieve the objectives and service

TEXAS EDUCATION AGENCY
(Continued)

standards established by this Act, the Texas Education Agency shall make every effort to attain the following designated key performance target levels associated with each item of appropriation.

	<u>2020</u>	<u>2021</u>
A. Goal: PROVIDE ED SYS LDRSP GUID'CE RES'S		
Outcome (Results/Impact):		
Four-Year High School Graduation Rate	89.5%	89.5%
Four-Year Texas Certificate of High School Equivalency Rate	0.4%	0.4%
Four-Year High School Dropout Rate	5.9%	5.9%
Four-Year Graduation Rate for African American Students	86%	86%
Four-Year Graduation Rate for Hispanic Students	87.5%	87.5%
Four-Year Graduation Rate for White Students	93.6%	93.6%
Four-Year Graduation Rate for Asian American Students	95.8%	96%
Four-Year Graduation Rate for American Indian Students	86.3%	86.3%
Four-Year Graduation Rate for Pacific Islander Students	88.7%	88.7%
Four-Year Graduation Rate for Economically Disadvantaged Students	86.5%	86.5%
Percent of Students Graduating with the Distinguished Level of Achievement	62%	64%
Percent of Students Graduating Under the Foundation High School Program with an Endorsement	91%	93%
Percent of Students with Disabilities Who Graduate High School	89.5%	89.5%
Percent of Eligible Students Taking Advanced Placement/International Baccalaureate Exams	24.6%	25.1%
Percent of AP/IB Exams Taken on Which the Score Qualifies for Potential College Credit or Advanced Placement	48.83%	49.56%
Percent of Students Exiting Bilingual/ESL Programs Successfully	83%	84%
Percent of Students Retained in Grade 5	0.5%	0.5%
Percent of Students Retained in Grade 8	0.6%	0.6%
Percent of Campuses That Meet All Eligible Indicators in Closing the Gaps	7%	7%
A.1.1. Strategy: FSP - EQUALIZED OPERATIONS		
Output (Volume):		
Total Average Daily Attendance (ADA) - Includes Regular and Charter Schools	5,108,989	5,176,272
Total Average Daily Attendance (ADA) - Open-enrollment Charter Schools Only	328,470	361,350
Number of Students Served by Compensatory Education Programs and Services	3,527,636	3,575,280
Explanatory:		
Special Education Full-time Equivalents (FTEs)	136,470	141,350
Compensatory Education Student Count	3,616,509	3,688,920
Career and Technical Education Full-time Equivalents (FTEs)	318,782	336,886
Bilingual Education/English as a Second Language Average Daily Attendance	940,514	971,370
Gifted and Talented Average Daily Attendance	240,809	243,222
A.1.2. Strategy: FSP - EQUALIZED FACILITIES		
Output (Volume):		
Total Amount of State and Local Funds Allocated for Debt for Facilities (Billions)	8.31	8.81
A.2.1. Strategy: STATEWIDE EDUCATIONAL PROGRAMS		
Output (Volume):		
Number of Students Served in Early Childhood School Ready Program	22,020	22,020
Number of Students Served in Summer School Programs for Limited English-proficient Students	60,000	61,000
A.2.3. Strategy: STUDENTS WITH DISABILITIES		
Output (Volume):		
Number of Students Served by Regional Day Schools for the Deaf	4,865	4,865
Number of Students Served by Statewide Programs for the Visually Impaired	10,100	10,100
A.2.4. Strategy: SCHOOL IMPROVEMENT & SUPPORT PGMS		
Output (Volume):		
Number of Case-Managed Students Participating in Communities in Schools	85,000	85,000
B. Goal: PROVIDE SYSTEM OVERSIGHT & SUPPORT		
Outcome (Results/Impact):		
Percent of All Students Passing All Tests Taken	67%	67%
Percent of African-American Students Passing All Tests Taken	54%	54%
Percent of Hispanic Students Passing All Tests Taken	60%	60%

TEXAS EDUCATION AGENCY
(Continued)

Percent of White Students Passing All Tests Taken	81%	81%
Percent of Asian-American Students Passing All Tests Taken	90%	90%
Percent of American Indian Students Passing All Tests Taken	67%	67%
Percent of Economically Disadvantaged Students Passing All Tests Taken	55%	55%
Percent of Districts Receiving the Lowest Performance Rating	7%	7%
Percent of Campuses Receiving the Lowest Performance Rating	5%	5%
Percent of Charter Campuses Receiving the Lowest Performance Rating	8%	8%
Districts whose performance affords them the highest rating in the accountability rating system	11.5%	12.5%
Campuses whose performance affords them the highest rating in the accountability rating system	15%	16%
Charter campuses whose performance affords them the highest rating in the accountability rating system	13.5%	14.5%
Annual Drug Use and Violence Incident Rate on School Campuses, Per 1,000 Students	15.8	15.8
Percent of Original Grant Applications Processed Within 90 Days	90%	90%
B.2.2. Strategy: HEALTH AND SAFETY		
Output (Volume):		
Number of Students in Disciplinary Alternative Education Programs (DAEPs)	68,301	66,253
B.2.3. Strategy: CHILD NUTRITION PROGRAMS		
Output (Volume):		
Average Number of School Lunches Served Daily	3,403,242	3,403,242
Average Number of School Breakfasts Served Daily	1,916,704	1,916,704
B.2.4. Strategy: WINDHAM SCHOOL DISTRICT		
Output (Volume):		
Number of Contact Hours Received by Inmates within the Windham School District	11,917,659	11,917,659
Number of Offenders Earning a Texas Certificate of High School Equivalency or Earning a High School Diploma	4,000	4,000
Efficiencies:		
Average Cost Per Contact Hour in the Windham School District	4.38	4.38
B.3.2. Strategy: AGENCY OPERATIONS		
Output (Volume):		
Number of LEAs Participating in Interventions Related to Student Assessment Participation	85	80
Number of Certificates of High School Equivalency Issued	33,363	33,730
Efficiencies:		
Internal PSF Managers: Performance in Excess of Assigned Benchmark	101%	101%
Permanent School Fund (PSF) Investment Expense as a Basis Point of Net Assets	12	12
Explanatory:		
Market Value of the Financial Assets of the Permanent School Fund (PSF) in Billions	34.8	36.1

2. Capital Budget. None of the funds appropriated above may be expended for capital budget items except as listed below. The amounts shown below shall be expended only for the purposes shown and are not available for expenditure for other purposes. Amounts appropriated above and identified in this provision as appropriations either for "Lease payments to the Master Lease Purchase Program" or for items with an "(MLPP)" notation shall be expended only for the purposes of making lease-purchase payments to the Texas Public Finance Authority pursuant to the provisions of Government Code §1232.103.

In order to maximize the use of federal matching, maintenance of effort and grant funds, the Texas Education Agency is hereby authorized to adjust amounts within the method of financing below, not to exceed the total Capital Budget method of financing except as provided elsewhere in this Act. General revenue and other state fund appropriations made herein may be offset with federal funds and fees collected.

	2020	2021
a. Acquisition of Information Resource Technologies		
(1) Hardware/Software Infrastructure	\$ 853,889	\$ 853,889
b. Data Center Consolidation		
(1) Data Center Consolidation	\$ 13,515,858	\$ 13,421,592
c. Centralized Accounting and Payroll/Personnel System (CAPPS)		
(1) CAPPS Enterprise Resource Planning Software License Payments	\$ 155,265	\$ 155,265

TEXAS EDUCATION AGENCY
(Continued)

(2) CAPPS Enterprise Resource Planning System (Financials HUB)	852,191	852,191
Total, Centralized Accounting and Payroll/Personnel System (CAPPS)	\$ 1,007,456	\$ 1,007,456
Total, Capital Budget	\$ 15,377,203	\$ 15,282,937
 Method of Financing (Capital Budget):		
<u>General Revenue Fund</u>		
General Revenue Fund	\$ 6,079,514	\$ 6,043,129
Technology and Instructional Materials Fund No. 003	352,276	350,169
Certification and Assessment Fees (General Revenue Fund)	1,091,102	1,084,234
Subtotal, General Revenue Fund	\$ 7,522,892	\$ 7,477,532
 <u>Federal Funds</u>		
Federal Education Fund	\$ 5,076,527	\$ 5,044,802
Federal Funds	76,314	75,257
Subtotal, Federal Funds	\$ 5,152,841	\$ 5,120,059
 <u>Other Funds</u>		
Permanent School Fund No. 044	\$ 2,695,681	\$ 2,679,557
Interagency Contracts	5,789	5,789
Subtotal, Other Funds	\$ 2,701,470	\$ 2,685,346
Total, Method of Financing	\$ 15,377,203	\$ 15,282,937

3. Foundation School Program Funding. In addition to funds appropriated above, the Foundation School Program is funded with local school district tax revenue. Local school district tax rates are adopted by locally elected school board trustees. Local school property tax rates are not set by the Legislature.

Out of the funds appropriated above, and any other funds appropriated for the Foundation School Program during the 2020-21 biennium, a total of \$21,814,377,719 in fiscal year 2020 and \$22,029,766,408 in fiscal year 2021 shall represent the sum-certain appropriation to the Foundation School Program. The total appropriation may not exceed the sum-certain amount. This appropriation includes allocations under Chapters 41, 42 and 46 of the Texas Education Code.

Formula Funding: The Commissioner shall make allocations to local school districts under Chapters 41, 42 and 46 based on:

- (a) estimates of average daily attendance provided by the Texas Education Agency in March 2019;
- (b) local district tax rates as determined by the Legislative Budget Board;
- (c) final tax year 2018 property values;
- (d) and assumed increases in property values, and the estimates of local tax collections on which they are based, as estimated by the Comptroller of Public Accounts, of 5.76 percent for tax year 2019 and by 4.01 percent for tax year 2020.

The estimates identified in subsections (a) - (d) are projections provided by the Comptroller of Public Accounts and Texas Education Agency and used solely to determine initial state aid payments to school districts, and do not factor into the calculations of local tax base changes. Actual property value changes are determined by local appraisal districts.

To the extent that estimates provided for in subsections (a) - (d) above differ from a school district's actual average daily attendance, tax rates, property values, or local tax collections, the Commissioner shall settle-up with local school districts pursuant to Rider 7, Appropriation of Audit Adjustments, Settle-Up Funds and Attendance Credit Revenues and applicable provisions in Chapters 41, 42, and 46 of the Education Code.

TEXAS EDUCATION AGENCY
(Continued)

For purposes of distributing the Foundation School Program basic tier state aid appropriated above and in accordance with §42.101 of the Texas Education Code, the Basic Allotment is established at \$5,140 in fiscal year 2020 and \$5,140 fiscal year 2021.

For purposes of distributing the Foundation School Program enrichment tier state aid appropriated above and in accordance with §41.002(a)(2) and §42.302(a-1)(1) of the Texas Education Code, the Guaranteed Yield is \$126.88 in fiscal year 2020 and \$135.92 in fiscal year 2021.

Included in amounts appropriated above and allocated by this rider to the Foundation School Program, \$23,750,000 in each fiscal year of the biennium out of the Foundation School Fund No. 193 is for the New Instructional Facilities Allotment under §42.158 of the Texas Education Code.

Included in amounts appropriated above and allocated by this rider to the Foundation School Program, \$37,500,000 in fiscal year 2020 and \$37,500,000 in fiscal year 2021 out of the Foundation School Fund No. 193 is for adjustments due to rapid property value decline pursuant to §42.2521 of the Texas Education Code.

From the amount appropriated above to the Texas Education Agency for Strategy A.1.1, FSP - Equalized Operations, in each year of the 2020-21 biennium, the Commissioner may not spend more than the amount that, together with all other amounts appropriated from the Foundation School Fund or another source of the Foundation School Program or for paying the costs of school property tax relief, is necessary to achieve a state compression percentage, as defined by Section 42.2516, Texas Education Code, of 66.67 percent and fully fund the school funding formulas under Chapters 41 and 42, Texas Education Code, without the prior approval of the Legislative Budget Board.

Notwithstanding any other provision of this Act, the Texas Education Agency may:

- (a) make transfers as appropriate between Strategy A.1.1, FSP - Equalized Operations, and Strategy A.1.2, FSP - Equalized Facilities; and
- (b) transfer Foundation School Program funds from fiscal year 2021 to 2020 to the extent necessary to avoid reductions in state aid as authorized by Texas Education Code §42.253(h).

The TEA shall notify the Legislative Budget Board and the Governor of any such transfers at least 15 days prior to the transfer.

The Texas Education Agency shall submit reports on the prior month's expenditures on programs described by this rider no later than the 20th day of each month to the Legislative Budget Board and the Governor's Office in a format determined by the Legislative Budget Board in cooperation with the agency.

Contingent on the Commissioner of Education identifying a budget surplus of Foundation School Program funds appropriated above in either fiscal year of the 2020-21 biennium, the Commissioner shall notify the Legislative Budget Board and the Office of the Governor in writing no later than 30 calendar days before taking any action pursuant to the Education Code §§42.2517, 7.062, 42.2521, 42.2522, 42.2523, 42.2524, or 42.2528.

Appropriations provided above in Strategy A.1.1, FSP-Equalized Operations, fully fund an estimated \$2,400,000,000 in projected student enrollment growth and \$2,200,000,000 in additional state aid above 2018-19 funding levels associated with the increase under current law in the Guaranteed Yield associated with the Austin Independent School District in accordance with §41.002(a)(2) and §42.302(a-1)(1) of the Texas Education Code.

- 4. Foundation School Program Set-Asides.** The programs and their funding levels identified in this rider represent all programs at the Texas Education Agency and other state agencies that are funded with amounts set aside from the Foundation School Program. The amounts listed in this rider are for informational purposes only, and do not constitute an appropriation:

TEXAS EDUCATION AGENCY
(Continued)

	<u>2020</u>	<u>2021</u>
Gifted and Talented Performance Standards	\$437,500	\$437,500
Early Childhood Intervention	\$16,498,102	\$16,498,102
<u>MATHCOUNTS Program</u>	\$200,000	\$200,000
 TOTAL, FSP Set-Asides	 \$17,135,602	 \$17,135,602

5. Transportation Cost Allotment. Pursuant to §42.155 of the Texas Education Code, the appropriation for funding regular transportation programs for the 2019-20 and 2020-21 school years shall be calculated on the following basis:

Linear Density Grouping	Allocation Per Mile of Approved Route
2.40 and above	\$1.43
1.65 to 2.40	1.25
1.15 to 1.65	1.11
.90 to 1.15	.97
.65 to .90	.88
.40 to .65	.79
up to .40	.68

Pursuant to §42.155 of the Texas Education Code, the maximum mileage rate for special education transportation shall be \$1.08 per mile. Private transportation rates shall be \$0.25 per mile or a maximum of \$816 per pupil for both special education and isolated areas as defined in sub-sections 42.155(g) and 42.155(e).

6. Windham Schools. The funds appropriated above in Strategy B.2.4, Windham School District, are to be expended only for academic and vocational educational programs approved by the Texas Education Agency. The Commissioner of Education shall allocate \$56,269,951 in fiscal year 2020 and \$53,786,956 in fiscal year 2021 to the Windham Schools based on contact hours for the best 180 of 210 school days in each year of the biennium. The contact hour rates for the 2020-2021 biennium are estimated to be: \$4.47826 for academic education, \$3.67445 for vocational education.

The Windham School District shall use funds appropriated above to serve those students whose participation will help achieve the goals of reduced recidivism and the increased success of former inmates in obtaining and maintaining employment. To achieve these goals, younger offenders with the lowest educational levels and the earliest projected release or parole eligibility dates should receive high priority. This policy shall not preclude the Windham School District from serving other populations according to needs and resources. For students who successfully complete the district's program during the 2018-19 biennium, the Windham School District shall report to the Eighty-seventh Legislature on the following: recidivism rates, employment rates, and attainment of GEDs, high school diplomas, professional certifications, and adult education literacy levels.

7. Appropriation of Audit Adjustments, Settle-Up Funds and Attendance Credit Revenues. When reviews and audits of allocations to school districts reveal the allocations previously made were greater or less than the amounts found to be due, the Texas Education Agency is authorized to recover or pay the sums necessary to adjust to the correct amounts. All such amounts recovered shall become a part of the Foundation School Fund or General Revenue Fund, and the amounts necessary to make such additional payments to the school districts are hereby appropriated from the Foundation School Fund or General Revenue Fund.

All funds received from local school districts as recovery for overpayment pursuant to the provisions of §42.258 of the Texas Education Code are hereby appropriated to the Texas Education Agency for distribution to local school districts for Foundation School Program purposes.

All unexpended balances and all funds received from the payment of school districts for attendance credits in excess of the amounts appropriated above pursuant to the provisions of §41.094 of the Texas Education Code, are hereby appropriated to the Texas Education Agency for distribution to school districts for Foundation School Program purposes.

TEXAS EDUCATION AGENCY
(Continued)

- 8. Instructional Materials and Technology.** Except as explicitly allowed elsewhere in this Act, any amount expended pursuant to Texas Education Code, §31.021, including expenditures for instructional materials administration, shall be paid out of the Technology and Instructional Materials Fund appropriated for that purpose. A transfer of funds from the Available School Fund to the Technology and Instructional Materials Fund is authorized in an amount which, together with other revenues of the Technology and Instructional Materials Fund, is sufficient to finance the sum-certain appropriation from the Technology and Instructional Materials Fund for each fiscal year. Penalties assessed by the State Board of Education shall be deposited to the credit of the Technology and Instructional Materials Fund.

In accordance with Texas Education Code §31.0211 and §31.0214, the Commissioner shall allocate the funds available in the Technology and Instructional Materials Fund to school districts and charter schools for each student enrolled in the district or charter school on a date during the preceding year specified by the Commissioner and shall adjust the technology and instructional materials allotment of school districts and charter schools experiencing high enrollment growth according to rules adopted by the Commissioner.

It is the intent of the Legislature that for any state fiscal biennium, the State Board of Education issue proclamations for instructional materials in which the total projected cost of instructional materials under the proclamations does not exceed 75 percent of the total technology and instructional materials allotment under Section 31.0211, Education Code, for the most recent biennium for which the allotment has been determined.

It is the intent of the Legislature that the State Board of Education consider the cost of all instructional materials and technology requirements when determining the disbursement of money to the available school fund and the amount of that disbursement that will be used, in accordance with Section 43.001(d), Education Code, to fund the technology and instructional materials allotment under Section 31.0211, Education Code.

From funds appropriated from the Technology and Instructional Materials Fund, the Commissioner may set aside an amount not to exceed \$2,500,000 for the 2020-21 biennium for the continued support and delivery of online college readiness materials in English language arts and reading, mathematics, science, and social studies.

From funds appropriated above in Strategy B.2.1, Technology and Instructional Materials, \$1,101,430,204 from the Technology and Instructional Materials Fund is allocated in the 2020-21 biennium for instructional materials and technology.

From funds appropriated above in Strategy A.2.3, Students with Disabilities, an amount not to exceed \$13,500,000 in federal funds in the 2020-21 biennium is allocated for the purchase of Braille, large-type, and related materials for students with special needs.

The Commissioner shall provide juvenile justice alternative education programs with instructional materials necessary to support classroom instruction in those programs. The cost of the instructional materials shall be funded with Technology and Instructional Materials Funds appropriated to the agency for the 2020-21 biennium.

Revenue from fees collected under the authority of Texas Education Code §31.0221 pertaining to the midcycle review and adoption of textbooks are hereby appropriated to the Texas Education Agency for the purpose of administering the midcycle review and adoption process.

The Texas Education Agency is hereby appropriated any balances held in the Technology and Instructional Materials Fund on August 31, 2019, for use in fiscal year 2020 for the same purposes.

Any unexpended balances as of August 31, 2020, are hereby appropriated for fiscal year 2021 for the same purposes.

- 9. Day-care Expenditures.** It is expressly provided that the pre-school day care programs, such as the Early Childhood Program for Educationally Disadvantaged Children and Special Education and Training for Pre-School Children with Disabilities administered by the Texas Education Agency, are day-care programs. The funds expended in those programs on behalf of children meeting eligibility requirements in accordance with interagency contracts with the Texas Education Agency under the day care program of the Social Security Act shall be considered as expenditures for day care.

TEXAS EDUCATION AGENCY
(Continued)

10. State Level Professional Development for School Personnel and Parents of Students with Autism. It is the intent of the Legislature that the Texas Education Agency continue to implement state level professional development for school personnel and parents of students with autism, including a focus on identification of such students. A sum not to exceed \$200,000 in each fiscal year shall be expended for this purpose.

11. Reimbursement of Advisory Committee Members. Pursuant to Government Code §2110.004 reimbursement of expenses for advisory committee members, out of the funds appropriated above (including federal funds), is limited to the following advisory committees:

- 1) Title 1, Committee of Practitioners/Ed Flex State Panel
- 2) Continuing Advisory Committee for Special Education
- 3) Instructional Materials State Review Panel
- 4) Texas Technical Advisory Committee
- 5) State Parent Advisory Council for Migrant Education
- 6) Texas Essential Knowledge and Skills (TEKS) Review Committees
- 7) Texas Educator Review Committee
- 8) Texas Early Learning Council

It is the intent of the Legislature that advisory committees of the Texas Education Agency use videoconferencing technology to conduct meetings in lieu of physical assembly whenever possible.

12. Student Testing Program. The Commissioner shall use the Federal Funds appropriated above in Strategy B.1.1, Assessment and Accountability System, to cover the cost of developing, administering, and scoring assessment instruments in the student testing program. Any remaining costs associated with developing, administering, or scoring the assessment instruments required under Texas Education Code, Chapter 39, Subchapter B shall be paid from amounts appropriated above from General Revenue in Strategy B.1.1, Assessment and Accountability System.

13. Regional Day Schools for the Deaf. Funds appropriated above for Regional Day Schools for the Deaf shall be allocated on a weighted full-time equivalent basis. Notwithstanding other provisions of this Act, if the allocations total more than \$33,133,200 in each fiscal year, the Commissioner shall transfer sufficient amounts from other available funds to provide the full allocation.

Any unexpended balances as of August 31, 2020, are hereby appropriated to fiscal year 2021 for the same purpose.

14. Summer School for Children with Limited English Proficiency. Out of Federal Funds appropriated for Strategy A.2.2, Achievement of Students at Risk, \$3,800,000 in each fiscal year is allocated for summer school programs for children with limited English proficiency as authorized under §29.060 of the Texas Education Code.

Any unexpended balances as of August 31, 2020, are hereby appropriated for fiscal year 2021 for the same purposes.

15. Statewide Services for Students With Visual Impairments. Out of funds appropriated for Strategy A.2.3, Students with Disabilities, \$5,655,268 in each fiscal year is allocated for statewide services for students with visual impairments as authorized under §30.002 of the Texas Education Code.

Any unexpended balances as of August 31, 2020, are hereby appropriated for fiscal year 2021 for the same purposes.

16. Non-educational Community-based Support Services. Out of General Revenue funds appropriated for Strategy A.2.3, Students with Disabilities, \$987,300 in each fiscal year is allocated to non-educational community-based support services for certain students with disabilities as authorized under §29.013 of the Texas Education Code.

Any unexpended balances as of August 31, 2020, are hereby appropriated for fiscal year 2021 for the same purposes.

TEXAS EDUCATION AGENCY
(Continued)

- 17. Professional Development for the Provision of Access to the General Curriculum for Students with Disabilities in the Least Restrictive Environment.** Out of the federal discretionary funds awarded to the Texas Education Agency through the Individuals with Disabilities Education Act (IDEA), Part B, which are set aside and reserved for state-level activities, and appropriated above, the Commissioner shall set aside 10.5 percent during the biennium to fund capacity building projects, including professional development and support, for school districts to provide access to the general curriculum in the least restrictive environment for students with disabilities and Response to Intervention (RtI) processes for struggling learners in general education settings.

For each year of the biennium, TEA shall report to the Legislative Budget Board (LBB):

- (1) The total amount awarded to the Texas Education Agency through IDEA, part B;
- (2) The amount of IDEA, Part B funds set aside and reserved for state-level activities; and
- (3) The amount of funds set aside to fund capacity building projects, including professional development and support, for school districts to provide access to the general curriculum in the least restrictive environment for students with disabilities and RtI processes for struggling learners in general education settings, as required by this rider

The report summarizing the above information for the 2020 fiscal year shall be submitted by August 31, 2020. The report summarizing the above information for the 2021 fiscal year shall be submitted by August 31, 2021.

- 18. Estimated Appropriation for Incentive Aid for Voluntary District Consolidation.** Out of Foundation School Program funds appropriated above in Strategy A.2.4, School Improvement and Support Programs, the Commissioner may allocate an estimated amount of \$1,000,000 in each fiscal year for incentive aid payments under Subchapter G of Chapter 13 of the Texas Education Code. Notwithstanding any other provision of this Act, the Texas Education Agency may make transfers as appropriate between Strategy A.1.1, FSP - Equalized Operations, and Strategy A.2.4, School Improvement and Support Programs, if the actual cost of Incentive Aid exceeds the amount estimated in any fiscal year of the biennium.

- 19. Payments to Texas School for the Blind and Visually Impaired and Texas School for the Deaf.** For all discretionary grants of state or federal funds by the Texas Education Agency, the Texas School for the Blind and Visually Impaired and the Texas School for the Deaf shall be considered independent school districts for purposes of eligibility determination, unless the Commissioner of Education and the school Superintendents mutually agree to an alternate consideration.

Out of federal IDEA-B discretionary funds appropriated above, the Texas Education Agency shall allocate \$1,296,981 in fiscal year 2020 and \$1,297,581 in fiscal year 2021 to the Texas School for the Blind and Visually Impaired, and \$457,679 in each year of the 2020-21 biennium to the Texas School for the Deaf, to support classroom instruction.

- 20. Permanent School Fund.** In its annual report on the Permanent School Fund, completed by February 28 of each year, the Texas Education Agency shall report on the actual and projected costs of administering the Permanent School Fund for the year covered by the report and the following three years.

The Commissioner may establish an incentive compensation plan for Permanent School Fund staff employed by the agency. Payments may be from amounts appropriated to the agency for purposes of administration of the Fund and must be based on investment performance standards set prior to the beginning of the period for which any additional compensation is paid. When warranted, total compensation for PSF staff may exceed the state classification salary schedule by virtue of incentive compensation payments.

There is no intention for payments made pursuant to the plan to be eligible compensation for ERS pension plan purposes, and any payments made pursuant to the plan are to be considered fringe benefits and not base pay or otherwise eligible compensation for ERS pension plan purposes.

Any unexpended funds appropriated from the Permanent School Fund as of August 31, 2020, are hereby appropriated to fiscal year 2021 for the same purposes.

TEXAS EDUCATION AGENCY
(Continued)

- 21. MATHCOUNTS and Academic Competitions.** Out of Foundation School Program Gifted and Talented funds appropriated in B.3.1, Improving Educator Quality and Leadership, the Commissioner shall set aside \$200,000 in each year of the biennium for the MATHCOUNTS Program. In addition, out of funds appropriated above in Strategy A.2.1, Statewide Educational Programs, \$200,000 in each fiscal year of 2020-21 biennium shall be allocated to the Academic Decathlon program that fosters academic competition predominantly for high school students.
- 22. Communities in Schools.** Out of funds appropriated above for Strategy A.2.4, School Improvement and Support Programs, \$30,521,817 in General Revenue and \$3,898,450 in TANF funds in fiscal year 2020 and \$30,521,815 in General Revenue and \$3,898,450 in TANF funds in fiscal year 2021 is allocated for the Communities in Schools Program. In addition to funds identified elsewhere in this rider, \$943,892 in TANF funds is allocated to Strategies B.3.2 - B.3.5 for administrative purposes of the program each fiscal year of the 2020-21 biennium.

Notwithstanding any other limitation imposed elsewhere in this Act, the Texas Education Agency may transfer General Revenue funds identified above and appropriated for the purpose of providing grants under the Communities in Schools program to Strategies B.3.2 - B.3.5 for the purpose of providing administrative support for the program. Transfers made under the authority of this rider may not exceed \$100,000 for the 2020-21 biennium. TANF funds may be expended for administrative purposes in accordance with the applicable limitations of the TANF state plan.

Any unexpended balances as of August 31, 2020, are hereby appropriated to fiscal year 2021 for the same purpose.

- 23. Allocation of Funds to South Texas Independent School District.** Out of funds appropriated above in Strategy A.1.1, FSP - Equalized Operations, the Commissioner of Education shall provide the South Texas Independent School District with adequate access to funding under the enrichment tier of the Foundation School Program. The Commissioner shall adjust payments to the South Texas Independent School District to equal an amount to which the district would be entitled at the average effective tax rate under Texas Education Code, §42.302 in other school districts in Cameron County less the tax rate set by the district itself.
- 24. Appropriation Limited Revenue Collections.** Fees, fines, and other miscellaneous revenues as authorized and generated by the operation of the programs pursuant to the statutes referenced below shall cover, at a minimum, the cost of the appropriations made to support the programs above in Strategies B.3.2 - B.3.5, as well as the "other direct and indirect costs" made elsewhere in this Act associated with those programs. Direct costs for the programs referenced below are estimated to be \$29,129,118 in fiscal year 2020 and \$29,129,118 in fiscal year 2021 and "other direct and indirect costs" for these programs are estimated to be \$2,718,581 in fiscal year 2020 and \$2,718,856 in fiscal year 2021:

Program	Statutory Reference
Guaranteed Program for School District and Charter School Bonds	TEC §45.055
Texas Certificate of High School Equivalency	TEC §7.111
Educator Certification	TEC §21.041
Criminal History Background Check	TEC §22.0837
Educator Preparation Program Approval and Accountability	TEC §21.041
Texas High Performance Schools Consortium Fee	TEC §7.0561

In the event that actual and/or projected fee revenue collections are insufficient to offset program costs, the Legislative Budget Board may direct that the Comptroller of Public Accounts reduce the appropriation authority provided herein to be within the amount of fee revenue expected to be available.

All fees collected in excess of the Comptroller of Public Accounts Biennial Revenue Estimate for each individual fee program are hereby appropriated to the Texas Education Agency to be spent on the program that generated the fees. Under no circumstances may the Texas Education Agency expend fees collected from one program in support of another program.

- 25. Limitation on the Transfer and Use of Funds.** The restrictions of this rider, rather than those of the General Provisions of this Act, apply to the Texas Education Agency's transfer of appropriations between strategies. For the purposes of this rider, the Texas Education Agency's non-administrative strategies include all strategies in Goal A, Provide Education System Leadership, Guidance, and Resources, and Strategies B.1.1.- B.3.1. in Goal B, Provide System Oversight and Support; administrative strategies include Strategies B.3.2. through B.3.6. For the

TEXAS EDUCATION AGENCY
(Continued)

purposes of this rider, non-Foundation School Program strategies include Strategies A.2.1-A.2.4 in Goal A, Provide Education System Leadership, Guidance, and Resources, and Strategies B.1.1-B.3.1 in Goal B, Provide System Oversight and Support. For purposes of this rider, funds appropriated for the purpose of funding the Foundation School Program consist of the sum certain appropriation contained in Rider 3, Foundation School Program Funding.

Funds appropriated to the Texas Education Agency in non-administrative strategies may not be spent for administrative purposes unless they are first transferred to an administrative strategy in accordance with this rider. The agency shall not transfer out of a non-Foundation School Program strategy.

Funds appropriated to the Texas Education Agency for the purpose of funding the Foundation School Program may not be transferred to a non-Foundation School Program program item of appropriation or expended for a non-Foundation School Program program purpose unless the Commissioner of Education provides written notice to the Legislative Budget Board and to the Governor of intent to transfer such funds at least 45 days prior to the execution of the transfer. Such transfers from the Foundation School Program appropriation to other items of appropriation shall not exceed \$8 million in each fiscal year of the 2020-21 biennium.

The Commissioner of Education will provide written notice to the Legislative Budget Board and to the Governor of intent to transfer federal funds awarded to the Texas Education Agency through the Individuals with Disabilities Act (IDEA), Part B funds, which are set aside and reserved for state-level activities and allowed to be used for IDEA administrative purposes, and appropriated above from non-administrative strategies to IDEA administrative programs 45 days prior to the execution of the transfer. Transferred funding shall support the agency's administration of federal IDEA, Part B programs as allowable by federal regulations. This transfer may not exceed \$10 million per biennium and is excluded from the \$8 million transfer limit referenced above.

From amounts included within the \$8 million transfer allowance, the Commissioner may annually transfer up to \$1 million of appropriated funds to an administrative strategy only upon approval of the Legislative Budget Board and the Governor's Office.

The Comptroller of Public Accounts shall cooperate as necessary to assist the completion of a transfer and spending made under this section.

- 26. Additional Funding Sources.** If the appropriations provided by this Act for the Foundation School Program are not sufficient to provide for expenditures for enrollment growth, district tax rate or taxable value of property, after accounting for any other appropriations made to the TEA and available for transfer for this purpose, the Legislative Budget Board and the Governor may provide for, and are hereby authorized to direct, the transfer of sufficient amounts of funds to the TEA from appropriations made elsewhere in this Act.
- 27. Funding for Juvenile Justice Alternative Education Programs.** Out of the funds appropriated above in Strategy B.2.2, Health and Safety, \$6,250,000 in General Revenue funds in fiscal year 2020 and \$6,250,000 in General Revenue funds in fiscal year 2021 shall be transferred to the Texas Juvenile Justice Department for the support of Juvenile Justice Alternative Education Programs.
- 28. FSP Funding for the Texas Juvenile Justice Department.** Out of the funds appropriated above in Strategy B.2.2, Health and Safety, the Texas Education Agency shall allocate to the Texas Juvenile Justice Department a prorated basic allotment of the Foundation School Program equivalent to the basic allotment that would be generated by a school district with an \$0.86 maintenance and operations tax effort minus the amounts allocated to the commission pursuant to Texas Education Code §30.102 (a) for each student in average daily attendance. These amounts are estimated to be \$3,996,603 in fiscal year 2020 and \$3,996,603 in fiscal year 2021. This transfer shall not be subject to the limitation in Rider 25, Limitation on the Transfer and Use of Funds.
- 29. Regional Education Service Center Dyslexia and Related Disorders Coordinators.** Out of the funds appropriated above in Strategy A.2.3, Students with Disabilities, the Commissioner of Education shall allocate \$275,000 (\$125,000 per year of General Revenue and \$150,000 per year of federal IDEA discretionary funds) in each year of the biennium to assist the joint program of coordinators for dyslexia and related disorders services at the Regional Education Service Centers pursuant to §38.003 of the Texas Education Code. The joint program shall not include regulatory oversight functions, but shall include as a required element the proper identification of students

TEXAS EDUCATION AGENCY
(Continued)

with dyslexia. The Regional Education Service Centers shall ensure that the program uses resources efficiently to provide a coordinator to any school district or charter school that needs one.

- 30. Certification of Pre-kindergarten Expenditures.** Out of the funds appropriated above in Strategy A.1.1, FSP - Equalized Operations, the Texas Education Agency shall report to the Legislative Budget Board each year of the biennium the maximum pre-kindergarten expenditures allowable under federal law as maintenance of effort for Temporary Assistance for Needy Families (TANF) and state match for the Child Care Development Fund. TEA shall calculate allowable expenditures using currently collected data elements and incorporating a methodology developed in coordination with the Legislative Budget Board.
- 31. Recorded Instructional Materials.** Out of the funds appropriated above in Strategy A.2.3, Students with Disabilities, the Commissioner shall expend an amount not to exceed \$200,000 in fiscal year 2020 and \$200,000 in fiscal year 2021 to continue a program of providing state-adopted instructional materials using digital audio technology for students with visual impairment and other print disabilities as appropriate in prekindergarten through 12th grade.

Out of the funds appropriated above in Strategy A.2.3, Students with Disabilities, the Commissioner shall expend an amount not to exceed \$1,500,000 in fiscal year 2020 and \$1,500,000 in fiscal year 2021 for the purpose of conducting an educational outreach program to provide instructional materials in accessible formats to individuals with print disabilities affording reading accommodation and providing instruction and training in the use of accessible instructional materials and related assistive technology.

- 32. Local Educational Agency Risk Pool.** Out of the funds appropriated above in Strategy A.2.3, Students with Disabilities, the Commissioner shall implement the provisions of the Individuals with Disabilities Education Act (IDEA) of 2004, pertaining to a local educational agency risk pool. The Commissioner shall allocate allowable amounts under the Act for the 2020 fiscal year and the 2021 fiscal year to establish the high cost fund to assist districts and charter schools with high need students with disabilities. It is the intent of the Legislature that the use of these funds by school districts and charter schools does not violate the least restrictive environment requirements of IDEA of 2004, relating to placement and state funding systems that distribute funds based on type of setting.
- 33. Early Childhood Intervention.** Out of the funds appropriated above in Strategy A.2.3, Students with Disabilities, \$16,498,102 in fiscal year 2020 and \$16,498,102 in fiscal year 2021 shall be set aside from the Special Education allotment and transferred to the Health and Human Services Commission to support Early Childhood Intervention eligibility determination and comprehensive and transition services. This set-aside shall not affect the calculation of the number of students in weighted average daily attendance under Texas Education Code §42.302.

The Texas Education Agency (TEA) shall enter into a Memorandum of Understanding (MOU) with the Health and Human Services Commission for the purpose of supporting Early Childhood Intervention eligibility determination and comprehensive and transition services. The MOU shall include a listing of the specific services that the funding will support and any other provisions the agencies deem necessary. TEA shall provide a signed copy of the Memorandum of Understanding to the Legislative Budget Board and the Governor, no later than October 1, 2020.

- 34. Funding for Regional Education Service Centers.** Out of the funds appropriated above in Strategy A.2.4, School Improvement and Support, the Commissioner shall distribute \$11,875,000 in fiscal year 2020 and \$11,875,000 in fiscal year 2021 to Regional Education Service Centers to provide professional development and other technical assistance services to school districts. No more than one-third of the amounts identified in this rider shall be distributed by the Commissioner for core services based on criteria established in the Texas Education Code §8.121. The remaining amounts shall be distributed through a formula based on:
- a. geographic considerations, and
 - b. school districts serving less than 1,600 students and open-enrollment charter schools.

The formula for distribution shall be determined by the Commissioner but shall provide enhanced funding to Regional Education Service Centers that primarily serve small and rural school

TEXAS EDUCATION AGENCY
(Continued)

districts. The Commissioner shall obtain approval for the distribution formula from the Legislative Budget Board and the Governor if a change has been made from the prior year's formula for distribution.

Each Regional Education Service Center shall include in the biennial report to the Commissioner, by a date and in a format established by the Commissioner, the following data as relates to expenditures in the prior state fiscal year:

- a. the amount of savings provided to school districts as a result of services provided by a Regional Education Service Center, by total amount and on a per student in weighted average daily attendance (WADA) served basis;
- b. services provided by the Regional Education Service Centers and a cost comparison to similar services provided by alternative providers;
- c. for each service provided by the Regional Education Service Center, the number of full-time equivalent Regional Education Service Center positions, total salaries, and the method of financing associated with the service; and
- d. a description of all programs and funding amounts (contracts and grants) transferred from TEA to the Regional Education Service Centers during the prior state fiscal year. The report shall identify instances in which a transfer is added to the administrative cost of a program and any evidence suggesting that a transfer delayed the distribution of program funds to school districts.

The Commissioner shall provide a consolidated report of the data described above no later than December of each even numbered year, to the Legislative Budget Board, the Governor's Office, and to the presiding officers of the standing committees with primary jurisdiction over public education in the Texas House and the Texas Senate.

No funds transferred to the Regional Education Service Centers or to school districts may be used to hire a registered lobbyist.

- 35. Receipt and Use of Grants, Federal Funds, and Royalties.** The Commissioner of Education is authorized to apply for, receive and disburse funds in accordance with plans or applications acceptable to the responsible federal agency or other public or private entity that are made available to the State of Texas for the benefit of education and such funds are appropriated to the specific purpose for which they are granted. For the 2020-21 biennium, the Texas Education Agency is appropriated any royalties and license fees from the sale or use of education products developed through federal and state funded contracts managed by the agency. The Texas Education Agency shall report on a quarterly basis to the Legislative Budget Board and to the Governor on grants or earnings received pursuant to the provisions of this rider, and on the planned use of those funds.

Any grant or royalty balances as of August 31, 2020, are appropriated for the 2021 fiscal year for the same purpose.

- 36. Motor Vehicle Fees for Specially Designed License Plates.** Pursuant to the Texas Transportation Code, Chapter 504, Subchapter G, revenues generated from the sale of specialty license plates identified below are appropriated above in Strategy A.2.1, Statewide Educational Programs, for the purpose of distribution as required by that statute:

Read to Succeed -- §504.607
Texas YMCA -- §504.623
Share the Road -- §504.633
Knights of Columbus -- §504.638
God Bless Texas -- §504.648
God Bless America -- §504.648
Foundation School Program -- §504.664
Texas Trails -- §504, Subchapters I and J

Any remaining balances as of August 31, 2020, are appropriated for fiscal year 2021.

TEXAS EDUCATION AGENCY
(Continued)

- 37. Child Nutrition Program.** It is the intent of the Legislature that the Child Nutrition Program payments to independent school districts be budgeted at the Texas Education Agency. Included in the amounts appropriated above to the Texas Education Agency for the 2020-21 biennium is \$4,365,729,060 out of Federal Funds and \$29,236,682 out of the General Revenue Fund to provide reimbursements for the National School Lunch, School Breakfast, After School Care, and Seamless Summer Option Programs.

Under the authority of the letter of agreement between the U.S. Department of Agriculture and the Texas Department of Agriculture, the Texas Department of Agriculture shall administer the Child Nutrition Program. Included in the amounts appropriated elsewhere in this Act to the Texas Department of Agriculture for the 2020-21 biennium is \$52,759,040 out of Federal Funds and \$398,248 out of the General Revenue Fund in Strategy C.1.1, Support Federally Funded Nutrition Programs in Schools and Communities, to administer the Child Nutrition Program.

Any unexpended balances as of August 31, 2020, are hereby appropriated to fiscal year 2021 for the same purpose.

- 38. JJAEP Accountability.** The Commissioner shall provide information to the Texas Juvenile Justice Department for the purpose of preparing the juvenile justice alternative education program performance assessment report, to be submitted to the Legislative Budget Board and the Governor by May 1, 2020. The Commissioner shall provide the requested information if the request provides a minimum of 20 business days in which to respond.

- 39. Capital Budget Expenditures from Federal and Other Funding Sources.** The Texas Education Agency is hereby exempted from the capital budget rider provisions contained in Article IX of this Act when gifts, grants, inter-local funds, and federal funds are received in excess of the amounts identified in the agency's capital budget rider and such funds are designated by the donor, grantor, or federal agency for the purchase of specific capital items, limited to projects related to revision of major state data systems and certain other projects related to the agency's Special Education Strategic Plan, described below.

Amounts expended from these funding sources shall not count against the limitation imposed by capital budget provisions elsewhere in this Act. For projects related to revision of major state data systems, TEA shall notify the Legislative Budget Board and the Governor upon receipt of such funds of the amount received and the planned expenditures. It is the intent of the Legislature that projects funded in any part under the authority of this rider not be exempt from any requirements of the Quality Assurance Team.

The Texas Education Agency is authorized to transfer from a non-capital budget item to an existing capital budget item or a new capital budget item not present in the agency's bill pattern to purchase furniture or offices supplies for staff, provided that those staff support the implementation of the agency's the Special Education Strategic Plan and that they are completely paid for with federal Individuals with Disabilities Act (IDEA), Part B funds appropriated above. Such a purchase is contingent upon:

- (a) implementation of a new, unanticipated project that is 100 percent federally funded; or
- (b) the unanticipated expansion of an existing project that is 100 percent federally funded; and
- (c) notification to the State Auditor's Office and the Comptroller of Public Accounts, and approval from the Legislative Budget Board and Governor.

The request shall be considered approved unless the Legislative Budget Board or the Governor issue a written disapproval within 15 business days after the date the Legislative Budget Board staff concludes its review of the proposal to expend the funds and forwards the review to the Chair of the House Appropriations Committee, Chair of the Senate Finance Committee, Speaker of the House, and Lieutenant Governor. Any requests for additional information made by the Legislative Budget Board shall interrupt the counting of the 15 business days.

- 40. Permanent School Fund Distribution Rate.** At least 45 days prior to the adoption of the distribution rate from the Permanent School Fund to the Available School Fund by the State Board of Education, the Texas Education Agency shall report to the Legislative Budget Board and the Governor on the following:

- a. The distribution rate or rates under consideration;
- b. The assumptions and methodology used in determining the rate or rates under consideration;

TEXAS EDUCATION AGENCY
(Continued)

- c. The annual amount the distribution rate or rates under consideration are estimated to provide, and the difference between them and the annual distribution amounts for the preceding three biennia; and
- d. The optimal distribution amount for the preceding biennium, based on an analysis of intergenerational equity, and the difference between it and the actual distribution amount.

41. Educator Quality and Leadership. Out of General Revenue Funds appropriated above in Strategy B.3.1, Improving Educator Quality and Leadership, the Commissioner shall expend \$14,500,000 in fiscal year 2020 and \$14,500,000 in fiscal year 2021 for initiatives that will systematically transform educator quality and effectiveness statewide through improved teacher and principal hiring and recruitment, mentoring, preparation including standards related to educator preparation and program quality, induction, evaluation, professional development, including micro-credential certification programs, career pathways, and retention; or for the purpose of administering the Educator Excellence Innovation Program in accordance with Texas Education Code Chapter 21, Subchapter O. The Commissioner shall ensure that funds directed by this rider are allocated in a manner that maximizes receipt of federal grant funding for similar purposes.

From amounts referenced in the paragraph above, the Commissioner shall set aside funds for the following purposes:

- a. \$5,000,000 for the 2020-21 biennium to implement standards on educator quality, including standards related to educator preparation and principal quality;
- b. \$2,000,000 for the 2020-21 biennium for Humanities Texas to support the Teacher Institute program targeting teachers in their first or second year of service in geographic areas with low student achievement on state assessments; and
- c. \$14,500,000 for the 2020-21 biennium to support Innovative Programs that support educator development or increase achievement outcomes based on a proven and demonstrable track record of improving student, campus, and district achievement, such as Math Innovation Zones and Replicating Great Options. The Commissioner shall require any entity with which the Texas Education Agency contracts for purposes of administering Innovative Programs to provide any expenditure and performance data deemed necessary to assess the success of the program.

Any unexpended balances as of August 31, 2020, are hereby appropriated to fiscal year 2021 for the same purpose.

42. Early Childhood School Readiness Program. Out of funds appropriated above in Strategy A.2.1, Statewide Educational Programs, \$3,500,000 in fiscal year 2020 and \$3,500,000 in fiscal year 2021 shall be distributed to the Children's Learning Institute at the University of Texas Health Science Center at Houston to be used to support the Early Childhood School Readiness Program. The Early Childhood School Readiness Program resources and services will be provided to public prekindergarten, Head Start, university early childhood programs, and/or private non-profit early childhood care programs that have entered into an integrated program with a public school. The Texas Education Agency shall expend these funds in accordance with the following provisions:

Funds shall be distributed on a competitive grant basis to preschool programs to provide scientific, research-based instruction across primary development domains including, but not limited to, physical, mathematical concepts and thinking, language and communication, literacy, reading and writing, and social emotional development with the goal of directly improving the skills of three- and four-year-old children and improving overall kindergarten readiness. To be eligible for the grants, applicants must serve at least 75 percent low income students, as determined by the Commissioner. It is the intent of the Legislature that the Texas Education Agency participate to the extent practicable in interagency early childhood education and care coordination initiatives. This includes, but is not limited to, participation in the Head Start collaboration project or any other interagency entity formed to address the coordination of early childhood care and education service delivery and funding.

From amounts referenced above, the Texas Education Agency shall ensure that the Children's Learning Institute at the University of Texas Health Science Center at Houston uses funds to support the Texas School Ready! system, Engage, and CIRCLE platforms and implement the following requirements:

TEXAS EDUCATION AGENCY
(Continued)

- a. Provide statewide online access to research-based professional development for beginning, intermediate and advanced instruction and activities across the primary developmental domains;
- b. Provide statewide online access to research-based professional development courses across the primary developmental domains;
- c. Provide statewide access and support for CIRCLE student progress monitoring to assist teachers with determining a child's progress in the primary developmental domains and plan effective instruction; and
- d. Significantly increase the impact and use of the Texas School Ready! system, Engage, and CIRCLE platforms.

The Commissioner shall require The Children's Learning Institute to provide any expenditure and performance data deemed necessary to assess the success of the program in meeting the requirements identified in this rider.

In the expenditure of funds referenced above, the Texas Education Agency or any entity with which the Texas Education Agency contracts for purposes of administering programs under this rider shall comply with contract management requirements pursuant to Texas Government Code, Chapter 2262.

As a condition of receipt of these funds, the Commissioner shall require the Children's Learning Institute to submit a report to the Governor, the Lieutenant Governor, the Speaker of the House, the Legislative Budget Board, and the presiding officers of the standing committees of the Legislature with primary jurisdiction over public education not later than December 1 of each year providing detailed information on the expenditure of state funds and performance data in the prior fiscal year for purposes of programs administered under this rider.

Any unexpended balances as of August 31, 2020, are hereby appropriated to fiscal year 2021 for the same purpose.

- 43. Student Success Initiative/Community Partnerships.** Out of funds appropriated above in Strategy A.2.1, Statewide Educational Programs, the Commissioner shall expend \$5,500,000 in General Revenue in fiscal year 2020 and \$5,500,000 in fiscal year 2021 for the Student Success Initiative/Community Partnerships. The Commissioner shall award grants to schools with high percentages of students who do not perform satisfactorily on relevant state assessments, and that serve the most struggling neighborhoods, as determined by the Commissioner, to implement a comprehensive support program that increases the number of students performing on grade level by leveraging academic, community, and governmental supports. The Commissioner shall prioritize issuing awards based on applications that demonstrate a commitment to improved outcomes on clear performance measures.

The Commissioner may require any entity with which the Texas Education Agency contracts for purposes of administering the programs under this rider to provide any expenditure and performance data deemed necessary to assess the success of the program.

Any unexpended balances as of August 31, 2020, are hereby appropriated to fiscal year 2021 for the same purpose.

- 44. School Improvement and Governance Support.** Out of General Revenue funds appropriated above in Strategy A.2.4, School Improvement and Support Programs, the Commissioner shall expend \$1,425,000 in fiscal year 2020 and \$1,425,000 in fiscal year 2021 to provide intervention, governance and turnaround assistance, and technical assistance to campuses, districts and charter schools in accordance with provisions related to the state accountability system under Texas Education Code, Chapter 39, and federal law related to school accountability.

TEXAS EDUCATION AGENCY
(Continued)

From amounts referenced above, the Commissioner shall set aside funds for the following purposes:

- a. to provide campus, charter, and district intervention;
- b. to provide governance and turnaround assistance services to districts and campuses with identified student performance or financial concerns; and
- c. to provide technical or governance assistance to charter schools.

Any unexpended balances as of August 31, 2020, are hereby appropriated to fiscal year 2021 for the same purpose.

- 45. Virtual School Network.** From funds appropriated above in Strategy B.3.5, Information Systems and Technology, \$400,000 in General Revenue in each fiscal year of the 2020-21 biennium shall be used for the operation of a state virtual school network. Contingent on enactment of legislation removing the requirement that the agency contract with an education service center for operation of the virtual school network by the Eighty-fifth Legislature, Regular Session, the Commissioner shall use agency resources and information systems to operate the state virtual school network.

In addition to the amounts above, all revenues received under the authority of Texas Education Code, Chapter 30A are hereby appropriated to the Texas Education Agency for the 2020-21 biennium for the purpose of administering the state virtual school network.

Any unexpended balances as of August 31, 2020, are hereby appropriated to fiscal year 2021 for the same purpose.

- 46. Texas Advanced Placement Initiative.** Out of the General Revenue funds appropriated above in Strategy A.2.1, Statewide Educational Programs, the Commissioner shall spend \$9,250,000 in fiscal year 2020 and \$9,250,000 in fiscal year 2021 to fund the Texas Advanced Placement Initiative.

In the administration of the Texas Advanced Placement Initiative, funding shall be allocated for both the pre-Advanced Placement/International Baccalaureate activities and for the Advanced Placement Incentive Program. In the allocation of funding for the Texas Advanced Placement Initiative, the Texas Education Agency shall award funds for examination fee subsidies for students and for teacher training.

It shall be the goal of the Texas Education Agency that Advanced Placement/International Baccalaureate courses are available at as many public school campuses as possible, without regard to the rural/urban status of the campus and the socioeconomic characteristics of its students.

Any unexpended balances as of August 31, 2020, are hereby appropriated to fiscal year 2021 for the same purpose.

- 47. Teach for America.** From funds appropriated above in Strategy B.3.1, Improving Educator Quality and Leadership, the Commissioner shall expend \$5,500,000 in General Revenue in fiscal year 2020 and \$5,500,000 in General Revenue in fiscal year 2021 to support the Teach for America program in Texas.

It is the intent of the Legislature that at least 2,100 Teach for America public school employees be employed in Texas schools that serve a proportion of economically disadvantaged students above the state average by the end of fiscal year 2021.

Funding shall be allocated in such a manner as to prioritize employment of Teach for America teachers in the field of mathematics to the extent practicable.

As a condition of receipt of these funds, the Commissioner shall require Teach for America to work jointly with the Texas Education Agency and representatives of districts which employ Teach for America graduates on implementing a plan to improve retention rates of Teach for America teachers. The Commissioner shall require Teach for America to provide any expenditure and performance data deemed necessary to assess the success of Teach for America in meeting the requirements identified in this rider.

TEXAS EDUCATION AGENCY
(Continued)

In addition, the Commissioner shall require the provision of information on:

- a. the number of Teach for America first and second year corps members (identified by cohort) in the state specified by school year and public school district or charter campus to which they are assigned;
- b. the number of Teach for America graduates in the state who are employed by a public school district or charter, by school year, length of service, job title, district or charter campus of current employment, and district or charter campus to which the graduate was initially assigned;
- c. the number of Teach for America graduates in the state who are no longer employed by a public school district or charter, length of service, and reason for leaving public school employment; and
- d. demographic information for Teach for America corps members and graduates as determined by the Commissioner.

The Commissioner shall submit a report to the Legislative Budget Board and the Office of the Governor on implementation of the teacher retention plan, success of the Teach for America program, and requested data by November 1, 2020.

- 48. Texas Science Technology Engineering and Mathematics (T-STEM).** Out of funds appropriated above in Strategy A.2.1, Statewide Educational Programs, \$1,500,000 in General Revenue in fiscal year 2020 and \$1,500,000 in General Revenue in fiscal year 2021 is allocated to support T-STEM programs.

Any unexpended balances as of August 31, 2020, are hereby appropriated to fiscal year 2021 for the same purpose.

- 49. Early College High School.** Out of funds appropriated above in Strategy A.2.1, Statewide Educational Programs, \$3,000,000 in General Revenue in fiscal year 2020 and \$3,000,000 in General Revenue in fiscal year 2021 is allocated to support Early College High School programs.

Any unexpended balances as of August 31, 2020, are hereby appropriated to fiscal year 2021 for the same purpose.

- 50. Amachi Texas.** From funds appropriated above in Strategy A.2.2, Achievement of Students at Risk, the Commissioner shall allocate \$2,000,000 in General Revenue in each fiscal year of the 2020-21 biennium to the Amachi Texas program for mentoring children of incarcerated parents. To the extent possible, in the administration of the Amachi Texas program, Big Brothers Big Sisters Lone Star shall coordinate with other community-based entities providing training for mentors and mentoring services and shall seek additional funding from other private and public sources in order to expand services to more eligible children. The Commissioner may require Big Brothers Big Sisters Lone Star to provide any expenditure and performance data necessary to assess the success of the program.

Any unexpended balances available as of August 31, 2020, are hereby appropriated to fiscal year 2021 for the same purpose.

- 51. Texas Academic Innovation and Mentoring.** From funds appropriated above in Strategy A.2.1, Statewide Educational Programs, the Commissioner shall allocate \$2,250,000 in General Revenue in each fiscal year of the 2020-21 biennium to the Texas Alliance of Boys and Girls Clubs for statewide operation of the Texas Academic Innovation and Mentoring Program (Texas AIM). The Commissioner may require the Texas Alliance of Boys and Girls Clubs to provide any expenditure and performance data necessary to assess the success of the program.

Any unexpended balance as of August 31, 2020, are hereby appropriated for the fiscal year 2021 for the same purpose.

- 52. Perkins Reserve Fund Distribution.** In the distribution of federal funds appropriated above in Strategy A.2.1, Statewide Educational Programs, the agency shall include the percentage of a school district's Career and Technical Education courses that meet a regional labor market need as defined by the Local Workforce Development Board for the district's region as one of the criteria

TEXAS EDUCATION AGENCY
(Continued)

for distribution of Reserve Funds from the Perkins Basic Grant to school districts, in accordance with federal law. A region is defined as the Workforce Development Areas organized by the Texas Workforce Commission.

The agency shall include information on the impact of this provision to the distribution of Reserve Funds to Texas school districts in its Perkins Consolidated Annual Report to the U.S. Department of Education.

- 53. Texas Gateway and Online Resources.** Out of General Revenue funds appropriated above in Strategy A.2.1, Statewide Educational Programs, the Commissioner shall allocate \$7,500,000 in each fiscal year of the 2020-21 biennium to support online educator and student resources. From amounts referenced above, the Commissioner shall set aside funds for the following purposes:
- a. \$3,000,000 in each fiscal year of the 2020-21 biennium for the hosting, and maintenance of online educator and student educational resources and the secure provisioning of user accounts;
 - b. \$1,500,000 in each fiscal year the 2020-21 biennium for the Lesson Study Initiative which include teacher development of best-practice lessons and supporting tools;
 - c. \$2,000,000 in each fiscal year of the 2020-21 biennium to reimburse districts for costs related to students taking On Ramps Dual Enrollment courses; and
 - d. \$1,000,000 in each fiscal year of the 2020-21 biennium to reimburse district costs related to professional development provided by UTeach and other providers, focused on improving blended-learning teacher preparation.

The Commissioner shall report to the Legislative Budget Board and the Office of the Governor expenditure and performance data on the programs funded by this rider by October 1 of each fiscal year. The information submitted must include:

- a. Measures of program impact, including the number of school districts and open-enrollment charter schools served; the number of campuses served; the number of teachers served; and the number of students served by the program;
- b. Measures of program effectiveness, including student achievement and teacher growth; and
- c. Program expenditures delineated by activity.

Any unexpended balances as of August 31, 2020, are hereby appropriated to fiscal year 2021 for the same purpose.

- 54. Temporary Transfer from the Foundation School Program to the Technology and Instructional Materials Fund.** In accordance with Government Code, §403.093(d):

Notwithstanding any other provision of this Act, the Texas Education Agency is hereby authorized to transfer from Strategy A.1.1, FSP - Equalized Operations, out of the Foundation School Fund No. 193 to Strategy B.2.1, Technology and Instructional Materials, in an amount not to exceed the amount necessary to fund the distributions from the Technology and Instructional Materials Allotment pursuant to Chapter 31, subchapter B of the Texas Education Code.

Any funds transferred from Strategy A.1.1, FSP - Equalized Operations, to Strategy B.2.1, Technology and Instructional Materials, pursuant to this rider, shall be transferred back to Strategy A.1.1, FSP - Equalized Operations, within the same fiscal year as the initial transfer, and shall occur as soon as balances in the Technology and Instructional Materials Fund No. 003 are sufficient to fund the repayment and the distributions from the Technology and Instructional Materials Allotment pursuant to Chapter 31, subchapter B of the Texas Education Code.

Under no circumstances shall the transfers authorized by this rider supersede the payment of school district entitlement through the Foundation School Program as required under Chapters 41, 42, and 46 of the Texas Education Code.

This transfer shall not be subject to the limitation in Rider 25, Limitation on the Transfer and Use of Funds.

TEXAS EDUCATION AGENCY
(Continued)

- 55. Contingent Appropriation: Charter District Bond Guarantee Reserve Fund.** Contingent on the Commissioner of Education receiving a determination that a charter district will be or is unable to pay maturing or matured principal or interest on a guaranteed bond pursuant to §45.058 of the Texas Education Code, the Texas Education Agency is appropriated out of the available balance in the Charter District Bond Guarantee Reserve Fund an amount as necessary to make payments pursuant to §45.0591 of the Texas Education Code. If the balance in the Charter District Bond Guarantee Reserve Fund is insufficient to pay the amount due on a guaranteed bond, pursuant to §45.0591(b) of the Texas Education Code the balance of the unpaid principal and interest shall be paid from the Permanent School Fund.
- 56. Adult Charter School.** From General Revenue funds appropriated above in Strategy A.2.1, Statewide Educational Programs, \$2,500,000 is allocated in fiscal year 2020 and \$5,000,000 is allocated in fiscal year 2021 for the adult high school diploma and industry certification charter school authorized in 2014 for adults 19 to 50 years of age as authorized under Texas Education Code, §29.259. The Commissioner may require any entity with which the Texas Education Agency contracts for purposes of administering programs under this rider to provide any expenditure and performance data necessary to assess the success of the program. Any unexpended balances as of August 31, 2020 are hereby appropriated for fiscal year 2021.
- 57. Open Education Resource Instructional Materials.** Out of funds appropriated above in Strategy B.2.1, Technology and Instructional Materials, the Commissioner shall set aside \$10,000,000 from the Technology and Instructional Materials Fund in each fiscal year of the biennium to issue a request for proposals for state-developed open education resource instructional materials under Texas Education Code §31.071. It is the intent of the Legislature that the request should prioritize the procurement of materials in subject areas that constitute the bulk of school district purchases, including subject areas aligned with the State Board of Education curriculum revision schedule, advanced secondary courses supporting the study of science, technology, engineering, and mathematics, and courses commonly offered for dual credit under Texas Education Code §28.009 for which the agency determines that high-quality open education resource instructional materials are not readily available. The commissioner shall collaborate with the commissioner of higher education to ensure that the rigor level of any state-developed open education resource instructional materials for dual credit courses is reflective of collegiate expectations.
- The Commissioner shall require that any external entity developing open education resource instructional materials funded by this rider provide any data deemed necessary to assess the progress and success in developing such materials. The Commissioner shall annually submit a report by September 1 to the Governor, the Lieutenant Governor, the Speaker of the House, the Legislative Budget Board, and the presiding officers of the standing committees of the legislature with primary jurisdiction over public education. The report shall include information on the number and type of open education resource instructional materials developed, use of those materials by school districts and open-enrollment charter schools, and plans for assessing the effectiveness of those materials.
- 58. Reporting on Open-Enrollment Charter Schools.** Out of funds appropriated above, the Texas Education Agency shall annually collect information from each open-enrollment charter school concerning fees collected from students by the open-enrollment charter school under the authority of Section 12.108 (b), Education Code, and information about students enrolled in an open-enrollment charter school who do not complete the school year at the school. The agency shall produce and submit to the legislature by January 1 of each year a report that details the following:
- a. the amount each open-enrollment charter school collects for each type of fee listed by Section 11.158 (a), Education Code; and
 - b. the number of students enrolled in the charter school who do not complete the school year at the school by leaver code and by the six-week period the student exited.
- 59. Reporting on Year-Round Schools.** Out of funds appropriated above, the Texas Education Agency shall maintain a list of schools operating on a year-round system under Education Code §25.084. The agency shall provide a list of the schools operating on a year-round system by January 1, 2020, and January 1, 2021. The information required by this rider shall be posted on the agency's website and submitted to the Governor, the Lieutenant Governor, the Speaker of the House, the Legislative Budget Board, and the presiding officers of the standing committees of the legislature with primary jurisdiction over public education.

TEXAS EDUCATION AGENCY
(Continued)

- 60. Mathematics Achievement Academies.** Out of General Revenue Funds appropriated above in Strategy A.2.1, Statewide Educational Programs, the Texas Education Agency shall use \$4,500,000 in fiscal year 2020 and \$4,500,000 in fiscal year 2021 to host highly professional, research-based Mathematics Achievement Academies for teachers of kindergarten through third grade, to take place during the summer and school year, utilizing a curriculum focused on how to teach core numeracy skills in accordance with Texas Education Code §21.4553. In adopting criteria for selecting teachers who may attend under Section 21.4553(c)(1) and (c)(2), the Commissioner shall prioritize campuses with high percentages of students who do not perform satisfactorily on relevant state assessments.

Any unexpended balances as of August 31, 2020, are hereby appropriated for fiscal year 2021 for the same purposes.

- 61. Literacy Achievement Academies.** Out of General Revenue Funds appropriated above in Strategy A.2.1, Statewide Educational Programs, the Texas Education Agency shall use \$4,500,000 in fiscal year 2020 and \$4,500,000 in fiscal year 2021 to host highly professional, research-based Literacy Achievement Academies for kindergarten through third grade teachers with a curriculum including the identification of students with dyslexia and focused on how to teach core reading and writing skills in accordance with Texas Education Code §21.4552. In adopting criteria for selecting teachers who may attend under Section 21.4552(c)(1) and (c)(2), the Commissioner shall prioritize campuses with high percentages of students who do not perform satisfactorily on relevant state assessments.

Any unexpended balances as of August 31, 2020, are hereby appropriated for fiscal year 2021 for the same purposes.

- 62. Reading Excellence Team Pilot.** Out of General Revenue Funds appropriated above in Strategy A.2.1, Statewide Educational Programs, the Commissioner shall allocate \$684,432 in fiscal year 2020 and \$684,432 in fiscal year 2021 for the purpose of administering a reading excellence pilot program in accordance with Texas Education Code §28.0061.

Any unexpended balances as of August 31, 2020, are hereby appropriated for fiscal year 2021 for the same purposes.

- 63. Reading-to-Learn Academies.** Out of General Revenue Funds appropriated above in Strategy A.2.1, Statewide Educational Programs, the Commissioner shall allocate \$2,750,000 in fiscal year 2020 and \$2,750,000 in fiscal year 2021 for the purpose of administering training academies for public school teachers who provide reading comprehension instruction to students in grades 4 and 5 in accordance with Texas Education Code §21.4554. In adopting criteria for selecting teachers who may attend under Section 21.4554(c)(1) and (c)(2), the Commissioner shall prioritize campuses with high percentages of students who do not perform satisfactorily on relevant state assessments.

Any unexpended balances as of August 31, 2020, are hereby appropriated for fiscal year 2021 for the same purposes.

- 64. Disposition of Property and Use of Funds from Closed Charter Schools.** Any recovered state funds distributed under §12.106, Texas Education Code, after the revocation or other cessation of operation of an entity under Chapter 12, Texas Education Code, are appropriated to the Texas Education Agency for the management and closure of entities and disposition of state property under Chapter 12, Texas Education Code. Proceeds from the sale of real property returned to the state due to revocation or other cessation of operation of an entity under Chapter 12, Texas Education Code, are appropriated to the Texas Education Agency for the management and closure of entities and disposition of state property under Chapter 12, Texas Education Code. Any unexpended and unobligated balances identified by this section remaining as of August 31, 2019, are appropriated for the same purpose for the biennium beginning in September 1, 2019. Any unexpended and unobligated balances identified by this section remaining as of August 31, 2020, are appropriated for the same purpose for the fiscal year beginning September 1, 2020. Funds appropriated to the Texas Education Agency by this section that are unexpended and unobligated in excess of \$2 million on the last day of the fiscal biennium are transferred to the Charter District Bond Guarantee Reserve Fund. In pursuing disposition of state real property:

TEXAS EDUCATION AGENCY
(Continued)

- a. The Attorney General shall represent the Texas Education Agency in transferring title to the state, and
- b. The General Land Office, upon request of the Commissioner of Education, may enter into an interagency agreement to assist with the marketing and sale of the state real property in an expedient manner and that allows the recovery of costs.

One hundred percent of the receipts of property sold resulting from the revocation or cessation of operation of an entity under Chapter 12, Texas Education Code, are appropriated to the Texas Education Agency for funding the management and closure of entities and disposition of state property under Chapter 12, Texas Education Code. Any unexpended and unobligated balances identified by this section remaining as of August 31, 2019, are appropriated for the same purpose for the biennium beginning in September 1, 2019. Any unexpended and unobligated balances identified by this section remaining as of August 31, 2020, are appropriated for the same purpose for the fiscal year beginning September 1, 2020.

- 65. FitnessGram Program.** From funds appropriated above in Strategy B.2.2, Health and Safety, the Commissioner of Education shall allocate \$2,000,000 in the 2020-21 biennium from General Revenue Funds for the purposes of physical fitness assessments and related analysis. Notwithstanding any other provision of this Act, no amount of this funding may be expended for any other purpose except as described in this rider.

Notwithstanding Rider 25, Limitation on the Transfer and Use of Funds, out of amounts appropriated above and allocated by this rider, the Texas Education Agency shall transfer an amount not to exceed \$300,000 in the 2020-21 biennium to Strategy B.3.2, Agency Operations, to use in managing and analyzing physical fitness assessment data provided by school districts, as required by §38.104 of the Texas Education Code. The agency shall use agency personnel to fulfill the statutory requirements of §38.104. All other funding directed by this rider shall be used to provide grants to school districts to support the administration of physical fitness assessments and related activities required by §§38.101 and 38.103 of the Texas Education Code.

Any unexpended balances as of August 31, 2020, are hereby appropriated to fiscal year 2021 for the same purpose.

- 66. Pathways in Technology Early College High School (P-TECH).** Out of funds appropriated above in Strategy A.2.1, Statewide Educational Programs, \$4,000,000 in General Revenue in each fiscal year of the 2020-21 biennium is allocated to support Pathways in Technology Early College High School (P-TECH) programs. Notwithstanding any other provision of this Act, The Texas Education Agency may transfer an amount not to exceed \$120,000 (up to 3 percent) in each fiscal year to Strategies B.3.2-B.3.5 for the purpose of providing administrative support for this program.

Funds shall be used to support P-TECH programs that align with the Early College High School requirements outlined in Texas Education Code §29.908 (b) and include the following additional components:

- a. dual-credit enrollment for every student participating for four to six years at no cost to the students;
- b. academic and support services including higher education faculty, instructional materials, lab fees, and transportation;
- c. staff to serve as liaisons between districts, higher education institutions, and business partners; and
- d. high school and college counseling, intervention specialists, and other staff trained in providing support for students in the program.

The Commissioner shall require any entity with which the Texas Education Agency contracts for purposes of administering the programs under this rider to provide any expenditure and performance data deemed necessary to assess the success of the program.

Any unexpended balances as of August 31, 2020, are hereby appropriated to fiscal year 2021 for the same purpose.

TEXAS EDUCATION AGENCY
(Continued)

67. Public Education State Funding Transparency. Out of funds appropriated above to the Texas Education Agency, the agency shall evaluate, for the existing and prior four biennia, state aid provided through the Foundation School Program for school districts per student in average daily attendance and per student in weighted average daily attendance. In its evaluation, the agency shall compare state aid with the rate of inflation and other factors impacting school district costs. The agency shall report its findings to the Governor, the Legislative Budget Board, and the appropriate legislative education standing committees by January 1, 2020.

No later than January 1, 2021, the Texas Education Agency shall report on its external website the following information related to the Foundation School Program for fiscal years 2010 through 2020:

- a. the average daily attendance for charter holders;
- b. the average daily attendance for school districts;
- c. local revenue for public education;
- d. state aid for public education;
- e. the amount of state aid provided per student in average daily attendance for school districts, represented in constant dollars;
- f. the amount of state aid provided per student in average daily attendance for charter holders, represented in constant dollars;
- g. the amount of recapture revenue, represented in constant dollars;
- h. the total funding provided to school districts, represented in constant dollars.

Constant dollars should consider the rate of inflation and other factors impacting school district costs.

68. Administrative Support for the Student Success Initiative. Out of General Revenue Funds appropriated above to Strategy B.3.2, Agency Operations, the Commissioner shall allocate \$500,000 in General Revenue Funds in each fiscal year of the 2020-21 biennium to provide administrative support for the Student Success Initiative.

69. FSP Funding Contingent on a Distribution to the Available School Fund. Included in appropriations above to Strategy A.1.1, FSP - Equalized Operations, is \$300,000,000 in each fiscal year of the 2020-21 biennium from the Available School Fund, contingent on the School Land Board at the General Land Office making a distribution from the Permanent School Fund directly to the Available School Fund in those amounts during the 2020-21 biennium, pursuant to the Texas Constitution, Article 7, Section 5(g).

70. FSP Formula Funding for High-Quality Prekindergarten Programs. Included in amounts appropriated above in Strategy A.1.1, FSP - Equalized Operations, is an estimated \$1,680 million in the 2020-21 biennium for formula funding entitlement for prekindergarten programs. Of this amount, the Commissioner shall ensure that school districts and charter schools receiving these funds shall use not less than 14 percent of their entitlement, an estimated \$236 million statewide, to implement prekindergarten consistent with the requirements of a High-Quality Prekindergarten program, as established in Education Code, §§29.167 - 29.171, and consistent with the provisions of Education Code, Chapters 41 and 42.

71. Best Buddies. From funds appropriated above in Strategy A.2.4, School Improvement and Support Programs, the Commissioner shall allocate \$250,000 in each fiscal year of the 2020-21 biennium to support the Best Buddies program.

Any unexpended balances as of August 31, 2020, are hereby appropriated to fiscal year 2021 for the same purpose.

72. Funding for Special Education Strategic Plan FTEs. For both years of the 2020-21 biennium, 54.0 FTEs included above in Strategy B.3.2, Agency Operations, are intended for the implementation of the Special Education Strategic Plan and are to be completely paid for with federal Individuals with Disabilities Act (IDEA), Part B funds appropriated above. In a manner

TEXAS EDUCATION AGENCY
(Continued)

consistent with the federally approved Special Education Strategic Plan, the Texas Education Agency shall ensure that these FTEs provide the services necessary to support the identification and evaluation of students with autism and students with dyslexia.

- 73. Reimbursement of Windham School District Advisory Committee Members.** Pursuant to Government Code § 2110.004, reimbursement of expenses for advisory committee members, out of funds appropriated in Strategy B.2.4, Windham School District, reimbursement of expenses for members of the Academic Credit and Industry Recognition Task Force, as established by House Bill 553, 85th Legislature, may not exceed \$45,000 for the 2020-21 biennium.

To the maximum extent possible, Windham School District shall encourage the use of videoconferencing and teleconferencing and shall schedule meetings and locations to facilitate the travel of participants so that they may return the same day and reduce the need to reimburse members for overnight stays.

- 74. Report on the Effectiveness of Certain TEA Programs.** Out of funds appropriated above in Strategy B.3.4, Central Administration, the Texas Education Agency (TEA) shall prepare a report on the effectiveness of programs that receive funding appropriated above to TEA and are administered in part or in whole by non-governmental organizations. The report shall identify and quantify whether measurable improvements in relevant student outcomes are attributable to each program. The Commissioner may require any entity with which TEA contracts for purposes of administering a program to provide any expenditure and performance data necessary to assess the success of the program.

In collaboration with the Legislative Budget Board (LBB), TEA shall develop a list of the programs and entities to be evaluated in the report. The report shall be distributed to the House Public Education Committee, the Senate Education Committee, the House Appropriations Committee, the Senate Finance Committee, the Governor, and the LBB by May 1, 2020.

- 75. Administrative Cost Savings Through Strategic Insourcing.** It is the intent of the Legislature that the Texas Education Agency shall internally provide previously contracted maintenance services for certain software applications. Accordingly, included in appropriations above in Strategy B.3.5, Information Systems - Technology, are reductions of \$295,000 from the General Revenue Fund in each fiscal year of the biennium, and included in the Number of Full-Time Equivalent (FTE) listed above is an increase of 12.0 in each fiscal year of the biennium. The purpose of these changes is to reduce costs associated with contracted services for software application maintenance by bringing these functions in-house to be accomplished by Texas Education Agency employees. A portion of the reduction in General Revenue savings is expected to be offset by increased costs associated with employee benefits.

- 76. Grants for Students with Autism.** Out of General Revenue Funds appropriated above in Strategy A.2.3, Students with Disabilities, the Texas Education Agency (TEA) shall use \$10,000,000 in fiscal year 2020 and \$10,000,000 in fiscal year 2021 to provide grants for innovative services for students with autism. Such innovative services may include the use of interactive technology. These grants shall be made in accordance with Texas Education Code Section 29.026.

Any unexpended balances as of August 31, 2020 are hereby appropriated to fiscal year 2021 for the same purpose.

- 77. Grants for Students with Dyslexia.** Out of General Revenue Funds appropriated above in Strategy A.2.3, Students with Disabilities, the Texas Education Agency (TEA) shall use \$10,000,000 in fiscal year 2020 and \$10,000,000 in fiscal year 2021 to provide grants for innovative services for students with dyslexia. These grants shall be made in accordance with Texas Education Code Section 29.027.

Any unexpended balances as of August 31, 2020 are hereby appropriated to fiscal year 2021 for the same purpose.

- 78. Interstate Education Compacts.** Out of General Revenue Funds appropriated above in Strategy B.3.4, Central Administration, the Commissioner shall allocate \$320,000 in each fiscal year of the 2020-21 biennium for interstate education compact fees as authorized under §160.02, §161.01 and §162.02 of the Texas Education Code.

TEXAS EDUCATION AGENCY
(Continued)

79. Funding for Customized School Safety Programming. Out of funds appropriated above in Strategy B.2.2, Health and Safety, the Commissioner shall allocate \$1,000,000 in General Revenue Funds in each fiscal year of the biennium to a non-governmental organization with an established safe school institute for the purposes of providing customized school safety programming. The Commissioner may require the organization to provide any expenditure and performance data necessary to assess the success of the program.

80. Grants for Pre-K Services at Intergenerational Facilities. Out of the General Revenue funds appropriated above in Strategy A.2.1, Statewide Educational Programs, the Commissioner shall spend \$500,000 in fiscal year 2020 and \$500,000 in fiscal year 2021 to fund grants to community non-profit organizations to provide Pre-K services at intergenerational facilities that also provide elderly daycare services in zip codes with below median household income.

Any unexpended balances as of August 31, 2020 are hereby appropriated to fiscal year 2021 for the same purpose.

81. Mobile STEM Laboratory Grant Program. Out of the General Revenue funds appropriated above in Strategy A.2.1, Statewide Educational Programs, the Commissioner shall allocate \$250,000 in fiscal year 2020 and \$250,000 in fiscal year 2021 to provide grants for a mobile science, technology, engineering, and math (STEM) laboratory grant program.

SCHOOL FOR THE BLIND AND VISUALLY IMPAIRED

	For the Years Ending	
	August 31, 2020	August 31, 2021
Method of Financing:		
General Revenue Fund	\$ 16,597,224	\$ 16,422,226
Federal Funds	\$ 2,016,520	\$ 2,016,520
<u>Other Funds</u>		
Appropriated Receipts	\$ 1,612,700	\$ 1,612,700
Interagency Contracts	4,003,058	4,003,058
Subtotal, Other Funds	\$ 5,615,758	\$ 5,615,758
Total, Method of Financing	\$ 24,229,502	\$ 24,054,504
 This bill pattern represents an estimated 96.5% of this agency's estimated total available funds for the biennium.		
Number of Full-Time-Equivalents (FTE):	370.9	370.9
Schedule of Exempt Positions:		
Superintendent - Group 4	\$142,159	\$142,159
 Items of Appropriation:		
A. Goal: ACADEMIC AND LIFE TRAINING		
Provide Necessary Skills/Knowledge to Students with Visual Impairments.		
A.1.1. Strategy: CLASSROOM INSTRUCTION Provide Well-balanced Curriculum Including Disability-specific Skills.	\$ 6,331,105	\$ 6,331,105
A.1.2. Strategy: RESIDENTIAL PROGRAM Provide Instruction in Independent Living and Social Skills.	3,701,880	3,701,880
A.1.3. Strategy: SHORT-TERM PROGRAMS Provide Summer School and Short-term Programs to Meet Students' Needs.	1,849,035	1,849,035
A.1.4. Strategy: RELATED AND SUPPORT SERVICES Provide Regular and Short-term Related and Support Services.	4,859,375	4,684,375
Total, Goal A: ACADEMIC AND LIFE TRAINING	\$ 16,741,395	\$ 16,566,395

SCHOOL FOR THE BLIND AND VISUALLY IMPAIRED
(Continued)

B. Goal: STATEWIDE RESOURCE CENTER

Ensure Skills Necessary to Improve Students' Education and Services.

B.1.1. Strategy: TECHNICAL ASSISTANCE	\$ 2,385,507	\$ 2,385,507
Provide Technical Asst for Families/Programs Serving Visually Impaired.		
B.1.2. Strategy: PROF ED IN VISUAL IMPAIRMENT	<u>1,404,078</u>	<u>1,404,078</u>
Professional Education in Visual Impairment.		
 Total, Goal B: STATEWIDE RESOURCE CENTER	 \$ 3,789,585	 \$ 3,789,585

C. Goal: EDUCATIONAL PROF SALARY INCREASES

Estimated Educational Professional Salary Increases.

C.1.1. Strategy: EDUC PROF SALARY INCREASES	\$ 0	\$ 0
Educational Professional Salary Increases. Estimated.		

D. Goal: INDIRECT ADMINISTRATION

D.1.1. Strategy: CENTRAL ADMINISTRATION	\$ 2,398,613	\$ 2,398,615
D.1.2. Strategy: OTHER SUPPORT SERVICES	<u>1,299,909</u>	<u>1,299,909</u>
 Total, Goal D: INDIRECT ADMINISTRATION	 \$ <u>3,698,522</u>	 \$ <u>3,698,524</u>

Grand Total, SCHOOL FOR THE BLIND AND VISUALLY IMPAIRED

<u>\$ 24,229,502</u>	<u>\$ 24,054,504</u>
----------------------	----------------------

Object-of-Expense Informational Listing:

Salaries and Wages	\$ 20,416,707	\$ 20,416,709
Other Personnel Costs	531,908	531,908
Professional Fees and Services	135,318	135,318
Fuels and Lubricants	50,000	50,000
Consumable Supplies	127,939	107,939
Utilities	673,500	673,500
Travel	154,697	154,697
Rent - Building	2,000	2,000
Rent - Machine and Other	38,000	38,000
Other Operating Expense	574,710	594,710
Client Services	19,858	19,858
Food for Persons - Wards of State	124,350	124,350
Grants	900,000	900,000
Capital Expenditures	<u>480,515</u>	<u>305,515</u>

Total, Object-of-Expense Informational Listing

<u>\$ 24,229,502</u>	<u>\$ 24,054,504</u>
----------------------	----------------------

Estimated Allocations for Employee Benefits and Debt Service Appropriations Made Elsewhere in this Act:

Employee Benefits

Retirement	\$ 1,742,296	\$ 1,751,008
Group Insurance	4,711,470	4,781,223
Social Security	1,550,510	1,558,262
Benefits Replacement	<u>35,830</u>	<u>30,455</u>

Subtotal, Employee Benefits

\$ 8,040,106	\$ 8,120,948
--------------	--------------

Debt Service

TPFA GO Bond Debt Service	<u>\$ 6,919,792</u>	<u>\$ 7,622,422</u>
---------------------------	---------------------	---------------------

Total, Estimated Allocations for Employee Benefits and Debt Service Appropriations Made Elsewhere in this Act

<u>\$ 14,959,898</u>	<u>\$ 15,743,370</u>
----------------------	----------------------

1. Performance Measure Targets. The following is a listing of the key performance target levels for the School for the Blind and Visually Impaired. It is the intent of the Legislature that appropriations made by this Act be utilized in the most efficient and effective manner possible to achieve the intended mission of the School for the Blind and Visually Impaired. In order to achieve the objectives and service standards established by this Act, the School for the Blind and Visually Impaired shall make every effort to attain the following designated key performance target levels associated with each item of appropriation.

SCHOOL FOR THE BLIND AND VISUALLY IMPAIRED
(Continued)

	2020	2021
A. Goal: ACADEMIC AND LIFE TRAINING		
Outcome (Results/Impact):		
Percent of Students Enrolled in Comprehensive Programs		
Achieving Moderate to Substantial Progress on Every Area of the Core and Expanded Core Curriculum in Which They Are Receiving Programming	80%	80%
Percent of Statewide Assessment Tests Passed		
	60%	60%
A.1.1. Strategy: CLASSROOM INSTRUCTION		
Output (Volume):		
Number of Students Enrolled in Day Programming during Regular School Year	160	160
Efficiencies:		
Average Cost of Instructional Program Per Student Per Day	210.47	210.47
A.1.2. Strategy: RESIDENTIAL PROGRAM		
Output (Volume):		
Number of Students Enrolled in Residential Programming during Regular School Year	150	150
Efficiencies:		
Average Cost of Residential Program Per Student Per Night	84.89	84.89
A.1.3. Strategy: SHORT-TERM PROGRAMS		
Output (Volume):		
Number of Students Enrolled in School Year Short-term Programs	300	300
B. Goal: STATEWIDE RESOURCE CENTER		
B.1.1. Strategy: TECHNICAL ASSISTANCE		
Output (Volume):		
Number of Conferences and Workshops Sponsored or Co-sponsored by TSBVI, or at Which TSBVI Personnel Are Speakers	220	220
Number of Participants in Conferences and Workshops Sponsored or Co-Sponsored by TSBVI, or at Which TSBVI Personnel Are Speakers	6,200	6,200
B.1.2. Strategy: PROF ED IN VISUAL IMPAIRMENT		
Output (Volume):		
Number of New Students Enrolled in University Coursework for Professional Education in Visual Impairment	70	70

2. Capital Budget. None of the funds appropriated above may be expended for capital budget items except as listed below. The amounts shown below shall be expended only for the purposes shown and are not available for expenditure for other purposes.

	2020	2021
a. Acquisition of Information Resource Technologies		
(1) Administrative & Infrastructure Upgrades	\$ 27,336	\$ 27,336
(2) Instructional Materials and Technology	278,179	278,179
Total, Acquisition of Information Resource Technologies	\$ 305,515	\$ 305,515
b. Transportation Items		
(1) Vehicle Replacements	\$ 175,000	\$ 0
c. Centralized Accounting and Payroll/Personnel System (CAPPS)		
(1) Centralized Accounting and Payroll/Personnel System (CAPPS)	\$ 183,110	\$ 183,111
Total, Capital Budget	\$ 663,625	\$ 488,626
Method of Financing (Capital Budget):		
General Revenue Fund	\$ 663,625	\$ 488,626
Total, Method of Financing	\$ 663,625	\$ 488,626

3. Teacher Preparation Consortium. Out of the funds appropriated above in Strategy B.1.2, Professional Education in Visual Impairment, \$900,000 in each year of the biennium is Federal CFDA 84.027, Special Education Grants, and \$504,078 in each year of the biennium is General

SCHOOL FOR THE BLIND AND VISUALLY IMPAIRED
(Continued)

Revenue Funds. These funds shall be used to support professional preparation for teachers of students with visual impairments. The funds shall be expended under the provisions of a memorandum of understanding executed by Texas School for the Blind and Visually Impaired, Texas Tech University, and Stephen F. Austin University.

- 4. Educational Professional Salary Increases.** The funds appropriated in Strategy C.1.1, Educational Professional Salary Increases, are estimated General Revenue amounts contingent upon the increases granted to comparable educational professionals in the Austin Independent School District, pursuant to Texas Education Code §30.024(b)(1).

No later than November 1 of each year of the biennium, the Texas School for the Blind and Visually Impaired shall submit, in a form acceptable to the Legislative Budget Board and the Governor, a computation of the salary increases. It is the intent of the Legislature that the school include in each year of the 2022-2023 biennium baseline budget request the actual amount expended for salary increases in fiscal year 2021.

- 5. Cash Flow Contingency.** Subject to the prior approval of the Governor and the Legislative Budget Board, the Texas School for the Blind and Visually Impaired is hereby authorized to transfer General Revenue Funds in an amount not to exceed \$500,000 from fiscal year 2021 to fiscal year 2020. This transfer is contingent upon the anticipated receipt of a like amount of federal reimbursement funds, and shall be used only for the purpose of temporary cash flow needs.
- 6. Federal Funds for Statewide Services.** Out of funds appropriated above in Strategy A.1.3, Short-Term Programs, for each year of the 2020-21 biennium \$125,228 is Federal CFDA 84.027 Special Education Grants. These funds shall be used to support short-term programs for students who are otherwise enrolled in local school districts.

Out of the funds appropriated above in Strategy B.1.1, Technical Assistance, for each year of the 2020-21 biennium \$421,392 is Federal CFDA 84.027 Special Education Grants. These funds shall be used to provide statewide assistive technology training to programs in local school districts.

- 7. Salary Increase for Direct Care Employees.** Included in amounts appropriated above are the following amounts from the General Revenue Fund to provide salary increases for residential specialists, teacher aides, and nurses: in Strategy A.1.1, Classroom Instruction, \$53,860 in each fiscal year of the 2020-21 biennium; in Strategy A.1.2, Residential Program, \$144,132 in each fiscal year of the 2020-21 biennium; in Strategy A.1.3, Short-term Programs, \$7,801 in each fiscal year of the 2020-21 biennium; and in Strategy A.1.4, Related and Support Services, \$50,721 in each fiscal year of the 2020-21 biennium. Notwithstanding any other provision of this Act, the funds may not be expended for other purposes.

SCHOOL FOR THE DEAF

	For the Years Ending	
	August 31, 2020	August 31, 2021
Method of Financing:		
General Revenue Fund	\$ 24,347,311	\$ 19,353,738
Federal Funds	\$ 1,126,254	\$ 1,126,254
<u>Other Funds</u>		
Appropriated Receipts	\$ 8,414,304	\$ 8,414,304
Interagency Contracts	<u>1,220,723</u>	<u>1,220,723</u>
Subtotal, Other Funds	\$ <u>9,635,027</u>	\$ <u>9,635,027</u>
Total, Method of Financing	<u>\$ 35,108,592</u>	<u>\$ 30,115,019</u>

This bill pattern represents an estimated 100% of this agency's estimated total available funds for the biennium.

Number of Full-Time-Equivalents (FTE): 445.1 445.1

SCHOOL FOR THE DEAF
(Continued)

Schedule of Exempt Positions:

Superintendent - Group 4	\$148,908	\$148,908
--------------------------	-----------	-----------

Items of Appropriation:

A. Goal: ACADEMIC, LIFE, AND WORK TRAINING

Provide Training for Students to Become Productive Citizens.

A.1.1. Strategy: CLASSROOM INSTRUCTION	\$ 8,912,308	\$ 8,862,218
---	--------------	--------------

 Provide Rigorous Educational Services in the Classroom.

A.1.2. Strategy: RESIDENTIAL PROGRAM	4,275,515	4,226,737
---	-----------	-----------

 Provide After-school Residential Programming.

A.1.3. Strategy: RELATED AND SUPPORT SERVICES	5,880,873	5,906,856
--	-----------	-----------

 Provide Counseling and Other Support Services.

A.1.4. Strategy: CAREER AND TRANSITION PROGRAMS	2,196,415	2,209,742
--	-----------	-----------

 Provide Career & Technical Education and Transition Services.

A.1.5. Strategy: STUDENT TRANSPORTATION	<u>2,294,364</u>	<u>2,296,974</u>
--	------------------	------------------

 Provide Daily & Weekend Home Student Transportation.

Total, Goal A: ACADEMIC, LIFE, AND WORK TRAINING	\$ 23,559,475	\$ 23,502,527
---	---------------	---------------

B. Goal: OUTREACH AND RESOURCE SERVICES

Promote Outreach and Resource Services.

B.1.1. Strategy: SPECIALIZED ASSISTANCE	\$ 1,420,225	\$ 1,429,863
--	--------------	--------------

 Provide Statewide Outreach through Specialized Assistance.

B.1.2. Strategy: STATEWIDE OUTREACH PROGRAMS	<u>1,394,936</u>	<u>1,434,895</u>
---	------------------	------------------

 Provide Statewide Outreach Programs.

Total, Goal B: OUTREACH AND RESOURCE SERVICES	\$ 2,815,161	\$ 2,864,758
--	--------------	--------------

C. Goal: EDUCATIONAL PROF SALARY INCREASES

Estimated Educational Professional Salary Increases.

C.1.1. Strategy: EDUC PROF SALARY INCREASES	\$ 0	\$ 0
--	------	------

 Educational Professional Salary Increases. Estimated.

D. Goal: INDIRECT ADMINISTRATION

D.1.1. Strategy: CENTRAL ADMINISTRATION	\$ 1,743,277	\$ 1,816,840
--	--------------	--------------

D.1.2. Strategy: OTHER SUPPORT SERVICES	1,923,882	1,930,894
--	-----------	-----------

D.1.3. Strategy: FACILITY CONSTRUCT., REPAIR & REHAB	<u>5,066,797</u>	<u>0</u>
---	------------------	----------

 Facility Construction, Repair and Rehabilitation.

Total, Goal D: INDIRECT ADMINISTRATION	<u>\$ 8,733,956</u>	<u>\$ 3,747,734</u>
---	---------------------	---------------------

Grand Total, SCHOOL FOR THE DEAF	<u>\$ 35,108,592</u>	<u>\$ 30,115,019</u>
---	----------------------	----------------------

Object-of-Expense Informational Listing:

Salaries and Wages	\$ 23,490,531	\$ 23,563,629
--------------------	---------------	---------------

Other Personnel Costs	360,673	367,677
-----------------------	---------	---------

Professional Fees and Services	316,562	320,989
--------------------------------	---------	---------

Fuels and Lubricants	101,592	103,623
----------------------	---------	---------

Consumable Supplies	181,106	186,130
---------------------	---------	---------

Utilities	1,029,498	1,030,335
-----------	-----------	-----------

Travel	273,336	278,484
--------	---------	---------

Rent - Building	96,084	98,005
-----------------	--------	--------

Rent - Machine and Other	145,244	148,842
--------------------------	---------	---------

Other Operating Expense	2,124,320	2,147,773
-------------------------	-----------	-----------

Client Services	961,388	970,336
-----------------	---------	---------

Food for Persons - Wards of State	497,496	504,387
-----------------------------------	---------	---------

Capital Expenditures	<u>5,530,762</u>	<u>394,809</u>
----------------------	------------------	----------------

Total, Object-of-Expense Informational Listing	<u>\$ 35,108,592</u>	<u>\$ 30,115,019</u>
---	----------------------	----------------------

Estimated Allocations for Employee Benefits and Debt Service Appropriations Made Elsewhere in this Act:

Employee Benefits

Retirement	\$ 1,987,752	\$ 1,997,691
------------	--------------	--------------

SCHOOL FOR THE DEAF
(Continued)

Group Insurance	5,737,953	5,832,721
Social Security	1,669,570	1,677,918
Benefits Replacement	30,684	26,081
Subtotal, Employee Benefits	\$ 9,425,959	\$ 9,534,411
<u>Debt Service</u>		
TPFA GO Bond Debt Service	\$ 308,460	\$ 310,978
Total, Estimated Allocations for Employee Benefits and Debt Service Appropriations Made Elsewhere in this Act	\$ 9,734,419	\$ 9,845,389

1. Performance Measure Targets. The following is a listing of the key performance target levels for the School for the Deaf. It is the intent of the Legislature that appropriations made by this Act be utilized in the most efficient and effective manner possible to achieve the intended mission of the School for the Deaf. In order to achieve the objectives and service standards established by this Act, the School for the Deaf shall make every effort to attain the following designated key performance target levels associated with each item of appropriation.

	2020	2021
A. Goal: ACADEMIC, LIFE, AND WORK TRAINING		
Outcome (Results/Impact):		
Percent of Academic Courses in Which Students Obtain a Passing Grade	95%	95%
Percent of Graduates Accepted in Postsecondary Education	75%	75%
Percent of All Statewide Assessments on Which the State Passing Standard is Met or Exceeded	29%	29%
A.1.1. Strategy: CLASSROOM INSTRUCTION		
Output (Volume):		
Number of Students Enrolled at Texas School for the Deaf	608	610
Efficiencies:		
Average Cost of Instructional Program Per Student Per Day	67.79	68.66
A.1.2. Strategy: RESIDENTIAL PROGRAM		
Output (Volume):		
Number of Residential Students	245	248
Efficiencies:		
Average Cost of Residential Program Per Student Per Night	69.01	68.19
A.1.3. Strategy: RELATED AND SUPPORT SERVICES		
Output (Volume):		
Number of Comprehensive Assessments Conducted for Current Students	170	175
A.1.4. Strategy: CAREER AND TRANSITION PROGRAMS		
Output (Volume):		
Number of Graduates Accepted into College or Other Post-Secondary Training Programs	40	45
Number of Students Participating in Career and Transition Work-training Programs	155	160
A.1.5. Strategy: STUDENT TRANSPORTATION		
Output (Volume):		
Number of Local Students Participating in Daily Transportation	348	350
Number of Residential Students Transported Home Weekly	140	140
Efficiencies:		
Average Total Cost of Transportation per School Day	4,658.53	4,711.43

2. Capital Budget. None of the funds appropriated above may be expended for capital budget items except as listed below. The amounts shown below shall be expended only for the purposes shown and are not available for expenditure for other purposes. Amounts appropriated above and identified in this provision as appropriations either for "Lease payments to the Master Lease Purchase Program" or for items with an "(MLPP)" notation shall be expended only for the purpose of making lease-purchase payments to the Texas Public Finance Authority pursuant to the provisions of Government Code §1232.103.

	2020	2021
a. Acquisition of Land and Other Real Property		
(1) Furniture	\$ 109,091	\$ 90,909

SCHOOL FOR THE DEAF
(Continued)

b. Repair or Rehabilitation of Buildings and Facilities			
(1)	CTE Classroom Expansion	\$ 2,277,913	\$ 0
(2)	Campus Traffic Circulation	<u>2,788,884</u>	<u>0</u>
Total, Repair or Rehabilitation of Buildings and Facilities		\$ 5,066,797	\$ 0
c. Transportation Items			
(1)	2020 / 2021 Transportation Items	\$ 145,000	\$ 125,000
d. Other Lease Payments to the Master Lease Purchase Program (MLPP)			
(1)	2018/2019 Annual Computer Replacement	\$ 98,086	\$ 49,042
(2)	2020 / 2021 Computer Replacement	<u>111,788</u>	<u>129,858</u>
Total, Other Lease Payments to the Master Lease Purchase Program (MLPP)		<u>\$ 209,874</u>	<u>\$ 178,900</u>
Total, Capital Budget		<u>\$ 5,530,762</u>	<u>\$ 394,809</u>
Method of Financing (Capital Budget):			
General Revenue Fund		<u>\$ 5,530,762</u>	<u>\$ 394,809</u>
Total, Method of Financing		<u>\$ 5,530,762</u>	<u>\$ 394,809</u>

- 3. Educational Professional Salary Increases.** The funds appropriated in Strategy C.1.1, Educational Professional Salary Increases, are estimated General Revenue amounts contingent upon the increases granted to comparable educational professionals in the Austin Independent School District, pursuant to Texas Education Code §30.055(b)(1). No later than November 1 of each year of the biennium, the Texas School for the Deaf shall submit, in a form acceptable to the Legislative Budget Board and the Governor, a computation of the salary increases. It is the intent of the Legislature that the school include in each year of the 2022-23 biennium baseline budget request the actual amount expended for salary increases in fiscal year 2021.
- 4. Funding for Summer Programs.** Out of funds appropriated above in Strategy B.1.2., Statewide Outreach Programs, \$722,425 of General Revenue in fiscal year 2020 and \$723,046 of General Revenue in fiscal year 2021 shall be used to provide for the continuation of Summer Programs at the school.
- 5. Transfer of Funds to the Texas Facilities Commission.** In accordance with Education Code Chapter 30 and Government Code Chapter 2165, out of amounts appropriated above in Strategy D.1.3, Facility Construction, Repair and Rehabilitation, \$5,066,797 in General Revenue Funds shall be transferred in fiscal year 2020 to the Texas Facilities Commission for Career and Technology Education (CTE) classroom expansion and campus traffic circulation improvements, as described in the Texas Facilities Commission’s Campus Master Plan for Texas School for the Deaf. Of the \$5.1 million, \$2,277,913 shall be used for CTE classroom expansion and \$2,788,884 shall be used for campus traffic circulation.
- 6. Funding for Special Education Teaching and Direct Student Services Staff.** Included in amounts appropriated above are \$158,753 in General Revenue Funds in fiscal year 2020, \$158,754 in General Revenue Funds in fiscal year 2021, and 3.0 FTEs each fiscal year for additional special education teaching and direct student services staff. Notwithstanding any other provision of this Act, the funds may not be expended for other purposes.
- 7. Salary Increase for Direct Care Employees.** Included in amounts appropriated above are the following amounts from the General Revenue Fund to provide salary increases for bus drivers, day and night residential educators, cafeteria staff, behavior support staff, teacher aides, security staff, and IT staff: in Strategy A.1.1, Classroom Instruction, \$49,555 in each fiscal year of the 2020-21 biennium; in Strategy A.1.2, Residential Program, \$99,698 in each fiscal year of the 2020-21 biennium; in Strategy A.1.3, Related and Support Services, \$51,934 in each fiscal year of the 2020-21 biennium; in Strategy A.1.5, Student Transportation, \$17,527 in each fiscal year of the 2020-21 biennium; and in Strategy D.1.2, Other Support Services, \$13,600 in each fiscal year of the 2020-21 biennium. Notwithstanding any other provision of this Act, the funds may not be expended for other purposes.

SPECIAL PROVISIONS FOR THE SCHOOL FOR THE BLIND AND VISUALLY IMPAIRED AND SCHOOL FOR THE DEAF

1. **Services to Employees.** The governing boards may expend money for the provision of first aid or other minor medical attention for employees injured in the course and scope of their employment and for the repair and/or replacement of employees' items of personal property which are damaged or destroyed in the course and scope of their employment, so long as such items are medically prescribed equipment (e.g., eyeglasses, hearing aids, etc.).
2. **Supplemental Pay.** The Superintendent is authorized to determine supplemental pay for certain positions provided that the provision of such compensation (e.g., stipends, shift differential pay) is necessary to effectively carry out the job responsibilities of the position.
3. **Appropriation of Funds.** With respect to the following funds held outside the State Treasury, any balances remaining at the end of the fiscal years ending August 31, 2019 and 2020, plus all receipts deposited to each fund's credit and income received on the fund during the biennium, are appropriated for the continued purpose for which the fund was established subject to the approval of the respective governing board: the Expendable Trust Fund; the Student Trust Fund; the Student Activity Fund; and the Student Aid Fund.

With respect to the following funds held within the State Treasury, any balances remaining at the end of the fiscal years ending August 31, 2019 and 2020, plus all receipts deposited to each fund's credit and income received on the fund during the biennium, are appropriated for the continued purpose for which the fund was established: Vocational Programs Fund; Technology Lending Fund; Curriculum Publications Fund; Independent School District Fund; State and County Available Fund and other funds brought into the State Treasury under Texas Government Code, Chapter 404.

Funds received from sale of food and recyclables and from the use of facilities of the Texas School for the Blind and Visually Impaired and the Texas School for the Deaf by organizations and other entities, including Learning Ally, Inc., and any daycare center provider using the facilities, are appropriated for the use of the respective school subject to the approval of the governing board.

4. **Certification and Appropriation of Medicaid Reimbursement.** The Texas School for the Blind and Visually Impaired and the Texas School for the Deaf shall certify and/or transfer appropriated state funds to the Health and Human Services Commission or its designee for the state share of any Medicaid reimbursement for services provided to eligible students. The federal share of such reimbursement is appropriated to each respective school.
5. **Payments by School Districts.** All revenues collected from local school districts in excess of the funds appropriated above are hereby appropriated to the Texas School for the Blind and Visually Impaired and the Texas School for the Deaf, respectively.
6. **Consideration for Grants from the Texas Education Agency.** For all grants of state or federal funds by the Texas Education Agency, the Texas School for the Blind and Visually Impaired and the Texas School for the Deaf shall be considered independent school districts for purposes of eligibility determination, unless the Commissioner of Education and the school Superintendents mutually agree to an alternate consideration.
7. **Substitute Teachers not Included in FTE Limit.** Notwithstanding the limitations of Article IX, Sec. 6.10. Limitations on State Employment Levels, for Texas School for the Blind and Visually Impaired and Texas School for the Deaf, it is the intent of the Legislature that the calculation of the number of full-time equivalent employees (FTEs) employed shall not include substitute teachers.
8. **Quarterly Reporting of School District Payments.** The School for the Blind and Visually Impaired (TSBVI) and the School for the Deaf (TSD) shall on a quarterly basis submit to the Legislative Budget Board (LBB) information regarding revenues and expenditures of school district payments received pursuant to Texas Education Code §30.003. TSD and TSBVI shall report the funds received and expended by Strategy for the fiscal year to date as of the most recent fiscal quarter. TSD and TSBVI shall also provide for comparison the amounts each agency had previously projected to have been received and expended through the most recent fiscal quarter in the internal operating budget approved by each agency's board of trustees. Reports shall be submitted in a form requested by the LBB no later than January 1, April 1, July 1, and October 1 of each year of the 2020-21 biennium for the fiscal quarters ending November 30, February 28 or 29, May 30, and August 31, respectively.

**SPECIAL PROVISIONS FOR THE SCHOOL FOR THE BLIND
AND VISUALLY IMPAIRED AND SCHOOL FOR THE DEAF**

(Continued)

9. Prepayment of SWCAP Facilities Payments. Pursuant to Senate Bill 1457, Eighty-third Legislature, Regular Session, 2013, and Senate Bill 836, Eighty-fourth Legislature, Regular Session, 2015, transferring all duties, appropriations, and full-time-equivalent positions related to the management of physical facilities from the School for the Blind and Visually Impaired (TSBVI) and the School for the Deaf (TSD) to the Facilities Commission (TFC), any costs for TFC planning or real estate management assessed to TSBVI and TSD through the Statewide Cost Allocation Plan (SWCAP) under Government Code Chapter 2106, and Article IX, Sec. 15.04, are considered paid in full for purposes of reimbursing General Revenue for statewide allocated costs.

TEACHER RETIREMENT SYSTEM

	For the Years Ending	
	August 31, 2020	August 31, 2021
	<u> </u>	<u> </u>
Method of Financing:		
General Revenue Fund	\$ 2,650,811,540	\$ 2,517,080,301
GR Dedicated - Estimated Other Educational and General Income Account No. 770	\$ 23,714,800	\$ 25,042,829
Teacher Retirement System Trust Account Fund No. 960	<u>\$ 140,358,084</u>	<u>\$ 141,219,354</u>
Total, Method of Financing	<u>\$ 2,814,884,424</u>	<u>\$ 2,683,342,484</u>

This bill pattern represents an estimated 2.5% of this agency's estimated total available funds for the biennium.

Number of Full-Time-Equivalents (FTE):	745.3	745.3
---	-------	-------

Schedule of Exempt Positions:		
Executive Director	\$337,266	\$337,266
Deputy Director Investment Officer	357,000	357,000
Chief Investment Officer	551,250	551,250
Investment Fund Director	360,000	360,000
Investment Fund Director	360,000	360,000
Investment Fund Director	350,000	350,000
Investment Fund Director	330,000	330,000
Investment Fund Director	300,000	300,000

Items of Appropriation:

A. Goal: TEACHER RETIREMENT SYSTEM

To Administer the System as an Employee Benefit Trust.

A.1.1. Strategy: TRS - PUBLIC EDUCATION RETIREMENT	\$ 1,838,552,963	\$ 1,908,574,620
Retirement Contributions for Public Education Employees. Estimated.		
A.1.2. Strategy: TRS - HIGHER EDUCATION RETIREMENT	179,233,677	189,244,210
Retirement Contributions for Higher Education Employees. Estimated.		
A.1.3. Strategy: ADMINISTRATIVE OPERATIONS	135,932,451	136,572,439
A.2.1. Strategy: RETIREE HEALTH - STATUTORY FUNDS	430,408,362	448,951,215
Healthcare for Public Ed Retirees Funded by Statute. Estimated.		
A.3.1. Strategy: RETIREE HEALTH - SUPPLEMENTAL FUNDS	<u>230,756,971</u>	<u>0</u>
Healthcare for Public Ed Retirees Funded by Supplemental State Funds.		

Total, Goal A: TEACHER RETIREMENT SYSTEM	<u>\$ 2,814,884,424</u>	<u>\$ 2,683,342,484</u>
---	-------------------------	-------------------------

Grand Total, TEACHER RETIREMENT SYSTEM	<u>\$ 2,814,884,424</u>	<u>\$ 2,683,342,484</u>
---	-------------------------	-------------------------

TEACHER RETIREMENT SYSTEM
(Continued)

Object-of-Expense Informational Listing:

Salaries and Wages	\$ 82,807,184	\$ 82,807,185
Other Personnel Costs	2,680,148,975	2,548,004,521
Professional Fees and Services	13,314,936	13,114,680
Fuels and Lubricants	3,453	3,453
Consumable Supplies	596,133	596,484
Utilities	1,245,231	1,245,282
Travel	1,997,569	2,234,874
Rent - Building	3,796,962	4,942,155
Rent - Machine and Other	676,115	685,795
Other Operating Expense	26,535,866	25,746,055
Capital Expenditures	<u>3,762,000</u>	<u>3,962,000</u>

Total, Object-of-Expense Informational Listing \$ 2,814,884,424 \$ 2,683,342,484

Estimated Allocations for Employee Benefits and Debt Service Appropriations Made Elsewhere in this Act:

Employee Benefits

Social Security	\$ 4,698,994	\$ 4,722,489
Benefits Replacement	<u>44,240</u>	<u>37,604</u>

Total, Estimated Allocations for Employee Benefits and Debt Service Appropriations Made Elsewhere in this Act \$ 4,743,234 \$ 4,760,093

1. Performance Measure Targets. The following is a listing of the key performance target levels for the Teacher Retirement System. It is the intent of the Legislature that appropriations made by this Act be utilized in the most efficient and effective manner possible to achieve the intended mission of the Teacher Retirement System. In order to achieve the objectives and service standards established by this Act, the Teacher Retirement System shall make every effort to attain the following designated key performance target levels associated with each item of appropriation.

	<u>2020</u>	<u>2021</u>
A. Goal: TEACHER RETIREMENT SYSTEM		
Outcome (Results/Impact):		
TRS Retirement Fund Annual Operating Expense Per Member in Dollars (Excluding Investment Expenses)	31	30
TRS Retirement Fund Investment Expense as Basis Points of Net Assets	17	19
Service Level Percentage of Calls Answered in Specified Time Interval	79%	80%
A.1.3. Strategy: ADMINISTRATIVE OPERATIONS		
Output (Volume):		
Number of TRS Benefit Applications Processed	72,000	72,000

2. Capital Budget. None of the funds appropriated above for Strategy A.1.3, Administrative Operations, may be expended for capital budget items except as listed below. The amounts shown below shall be expended only for the purposes shown and are not available for expenditure for other purposes.

	<u>2020</u>	<u>2021</u>
a. Repair or Rehabilitation of Buildings and Facilities		
(1) Building Renovations	\$ 1,500,000	\$ 1,500,000
(2) Security Renovations	<u>100,000</u>	<u>100,000</u>
Total, Repair or Rehabilitation of Buildings and Facilities	<u>\$ 1,600,000</u>	<u>\$ 1,600,000</u>
b. Acquisition of Information Resource Technologies		
(1) TEAM Program FY2018/2019	\$ UB	\$ UB
(2) Data Center Upgrade	600,000	600,000
(3) Network Infrastructure	500,000	500,000
(4) PC Workstation Refresh	500,000	500,000
(5) Investment System Modernization	450,000	450,000
(6) Pension Legislation	<u>0</u>	<u>200,000</u>
Total, Acquisition of Information Resource Technologies	<u>\$ 2,050,000</u>	<u>\$ 2,250,000</u>

TEACHER RETIREMENT SYSTEM
(Continued)

c. Centralized Accounting and Payroll/Personnel System (CAPPS)		
(1) Centralized Accounting and Payroll/Personnel System (CAPPS) – Enterprise Resource Planning (ERP) Project.	\$ _____	UB \$ _____
Total, Capital Budget	<u>\$ 3,650,000</u>	<u>\$ 3,850,000</u>
Method of Financing (Capital Budget):		
Teacher Retirement System Trust Account Fund No. 960	\$ _____	\$ 3,850,000
Total, Method of Financing	<u>\$ 3,650,000</u>	<u>\$ 3,850,000</u>

3. Updated Actuarial Valuation. The Teacher Retirement System shall contract with an actuary to perform a limited actuarial valuation of the assets and liabilities of the Teacher Retirement System as of February 28 in those years when the Legislature meets in regular session. The purpose of the valuation shall be to determine the effect of investment, salary, and payroll experience on the unfunded liability, the amortization period, and the state contribution rate which results in a 30-year amortization period of the retirement system.

4. State Contribution to Teacher Retirement Program. The amounts specified above in Strategy A.1.1, TRS-Public Education Retirement, \$1,838,552,963 in fiscal year 2020 and \$1,908,574,620 in fiscal year 2021, and A.1.2, TRS-Higher Education Retirement, \$179,233,677 in fiscal year 2020 and \$189,244,210 in fiscal year 2021 are based on a state contribution of 6.8 percent of payroll in each year of the 2020-21 biennium, estimated.

5. State Contribution to Texas Public School Retired Employees Group Insurance Program. The amounts specified above in Strategy A.2.1, Retiree Health-Statutory Funds, \$430,408,362 in fiscal year 2020 and \$448,951,215 in fiscal year 2021 are based on a state contribution of 1.25 percent of payroll for each fiscal year, estimated.

The retirement system shall notify the Legislative Budget Board, the Governor, and its membership prior to establishing premiums, regarding the impact such premiums will have on retiree costs for TRS-Care insurance.

It is the intent of the Legislature that the Teacher Retirement System control the cost of the retiree insurance program by not providing rate increases to health care providers and pharmacy providers during the 2020-21 biennium without providing 60 days notice to the Legislative Budget Board.

6. Excess Benefit Arrangement Account. There is hereby appropriated to the Teacher Retirement System all funds transferred or deposited into the Excess Benefit Arrangement Account established in the General Revenue Fund for the purpose of paying benefits as authorized by Government Code §825.517.

7. Transfer of Other Educational and General Income. The Comptroller of Public Accounts is hereby authorized to transfer the necessary appropriations made above in Strategy A.1.2, TRS-Higher Education Retirement from Other Educational and General Income to institutions of higher education to meet their obligations and comply with the proportionality policy as expressed in the Article IX provision entitled Benefits Paid Proportional by Method of Finance.

8. Exempt Positions. Notwithstanding the limitations contained in the Article IX provision entitled Scheduled Exempt Positions, the TRS Board of Trustees may determine the salaries of the positions listed above in the Schedule of Exempt Positions without limitation.

9. Annual School District Contribution Rate to TRS-Care. The annual contribution rate for school districts for fiscal years 2020 and 2021 shall be 0.75 percent of total payroll.

10. Full-Time Equivalent Positions Intern Exemption. The number of Full-Time Equivalent (FTE) positions held by undergraduate and graduate students in the Intern Program of the Teacher Retirement System (TRS) shall be exempt from Article IX, Sec. 6.10. Limitation on State Employment Levels. This provision will not change the cap on the Number of Full-Time

TEACHER RETIREMENT SYSTEM
(Continued)

Equivalents (FTE) for TRS listed elsewhere in this Act. TRS shall provide to the Legislative Budget Board, the Governor, the Comptroller of Public Accounts, and the State Auditor's Office a report of the number of FTEs associated with the Intern Program each fiscal year.

- 11. Limitation on Funds Appropriated to the Teacher Retirement System (TRS).** It is the intent of the Legislature that none of the funds appropriated by this Act or from Teacher Retirement System Pension Trust Fund Account No. 960 may be used for the purpose of hiring an external communications consultant.
- 12. Limitation on Retirement Contributions to Public Community/Junior Colleges.** General Revenue related funds appropriated above in Strategy A.1.2, TRS - Higher Education Retirement, for retirement contributions for Public Community/Junior Colleges are limited to 50 percent of the state contribution of 6.8 percent in fiscal year 2020 and 6.8 percent in fiscal year 2021 of the total covered payroll for Public Community and Junior Colleges, in accordance with Government Code Section 825.4071.
- 13. Performance Incentive Compensation Payments.** The Teacher Retirement System Board of Trustees may make performance incentive compensation payments to the staff of the Investment Management Division based on investment performance standards adopted by the Board prior to the beginning of the period for which any additional compensation is paid. Such amounts as may be necessary to make performance incentive payment under the plan approved by the Board are hereby appropriated from the Teacher Retirement System Pension Trust Fund Account Fund No. 960.

The Teacher Retirement System Board of Trustees shall notify the Legislative Budget Board and the Governor at least 45 days prior to the execution of any performance incentive payment based on the Retirement Trust Fund's investment performance. Funds shall be appropriated pursuant to this rider for performance incentive payments only in a fiscal year following a year in which the Retirement Trust Fund experiences a positive return.

- 14. Settle-Up Dollars Directed to TRS-Care.** Any settle-up payments made in the fiscal year ending August 31, 2021, from the Teacher Retirement System of Texas pension fund or from the TRS-Care program are appropriated to the TRS-Care program. Settle-up funds are all estimated General Revenue appropriations for fiscal year 2020 in excess of the state's actual statutory obligations for retirement and retiree insurance contributions, and those funds are re-appropriated to the TRS-Care program, for deposit to the Texas Public School Retired Employees Group Insurance Trust Fund. For the purposes of this section, settle-up payments from the pension fund include any net payments made in excess of the state's total obligation to both Public Education Retirement and Higher Education Retirement.
- 15. Appropriation Transfers between Fiscal Years for TRS-Care.** In addition to the transfer authority provided elsewhere in this Act and in order to provide for benefits through the Texas Public School Retired Employees Group Benefits Program (TRS-Care), the Teacher Retirement System is authorized to transfer General Revenue funds appropriated to Strategy A.2.1, Retiree Health - Statutory Funds, in fiscal year 2021 to fiscal year 2020 and such funds are appropriated for fiscal year 2020. Such transfers may only be made subject to the following:
 - a. Transfers under this section may be requested only upon a finding by the TRS Board of Trustees that the fiscal year 2020 costs associated with providing retiree health benefits will exceed the funds appropriated for these services for fiscal year 2020.
 - b. A transfer is not authorized by this section unless it receives the prior written approval of the Governor and the Legislative Budget Board.
 - c. The Comptroller of Public Accounts shall cooperate as necessary to assist the completion of a transfer and spending made under this section.
- 16. Contingent Appropriation of Pension Trust Funds for GASB Statement Implementation.** Upon a finding of fact by the Teacher Retirement System Board of Trustees that additional resources are necessary to implement accounting guidelines related to Governmental Accounting Standards Board statements and pronouncements, the Teacher Retirement System is appropriated such additional funds as approved by the Board from the Teacher Retirement System Pension Trust Fund Account No. 960 to communicate such guidelines to affected members and employers, and to acquire additional audit and actuarial services as needed for implementation.

TEACHER RETIREMENT SYSTEM
(Continued)

Within thirty days of such a finding, the Teacher Retirement System Board of Trustees shall provide written notification to the Legislative Budget Board and the Governor of the amounts anticipated to be necessary to achieve these purposes.

17. **TRS-Care Shortfall.** It is the intent of the Legislature that resolving the long-term solvency of TRS-Care be a shared fiscal responsibility between the state, school districts, employees, and retirees.
18. **Medicare Enrollment for Eligible Members of TRS-Care.** Out of funds appropriated above, TRS shall identify members of TRS-Care who are eligible for Social Security Disability or Medicare benefits, and provide information and assistance necessary for eligible members to enroll in the programs to help ensure the solvency of the TRS-Care fund.
19. **Additional Funding for TRS-Care.** Funds appropriated above in Strategy A.3.1, Retiree Health - Supplemental Funds include \$230,756,971 in General Revenue Funds in fiscal year 2020 for the TRS-Care program to maintain plan year 2019 premiums and benefit levels in the 2020-21 biennium. These funds are in addition to the \$879,359,577 in General Revenue Funds appropriated above in Strategy A.2.1, Retiree Health-Statutory Funds, estimated to be necessary to fulfill the state's statutory contribution to TRS-Care.
20. **Right to Shop Incentive.** It is the intent of the Legislature that the Teacher Retirement System incentivize members of TRS-Care and TRS-ActiveCare to shop for lower cost care within the health plans in order to achieve shared savings. Pursuant to the provisions of Insurance Code §1575.109, §579.052, and Article IX, Sec. 7.12, Notification of Certain Purchases or Contract Awards, Amendments, and Extensions, the agency may contract with a third-party vendor for this purpose.
21. **Exception to FTE Limitation for Board Fiduciary Finding.**
 - (a) In addition to the funding and "Number of Full-Time Equivalents (FTE)" appropriated above, the Teacher Retirement System (TRS) is authorized to employ additional FTEs and contract workers under a Fiduciary Finding of the TRS Board of Trustees (the Board) if the Board determines the additional staff are necessary to perform the fiduciary duties of the Board, pursuant to Government Code §825.313.
 - (b) It is the intent of the Legislature that the Board approve a statement of justifications and objectives for adopting the additional FTEs, contract workers, and any additional funding related to those staff. No later than 30 business days following the adoption of a Fiduciary Finding pursuant to subsection (a), TRS shall submit to the Legislative Budget Board (LBB) and the Governor:
 - (1) A statement of the justifications and objectives for the additional funding and staff;
 - (2) The current operating budget, as approved by the Board, for each fiscal year of the 2020-21 biennium that is amended by the Fiduciary Finding described in subsection (a);
 - (3) Performance metrics proposed by TRS to evaluate the impact of additional staff on the Board's objectives in approving the additional staff; and
 - (4) Any additional information requested by the LBB or the Governor regarding the Fiduciary Finding described in subsection (a).
 - (c) No later than October 31 following a fiscal year for which the TRS Board has adopted a Fiduciary Finding described in subsection (a), TRS shall provide a report to the LBB and the Governor on:
 - (1) The actual number of additional FTEs and contract workers hired during the preceding fiscal year pursuant to subsection (a);
 - (2) The actual total expenditures for the preceding fiscal year related to additional FTEs and contract workers described in subsection (c) (1); and
 - (3) A report on the agency's actual performance on metrics described in subsection (b)(3) for the preceding fiscal year.

TEACHER RETIREMENT SYSTEM
(Continued)

22. Unexpended Balances: TEAM and CAPPs Projects. In addition to amounts appropriated above, any unexpended balances of Pension Trust Funds remaining as of August 31, 2019 approved under the provisions of Article III-35, Rider 2, Capital Budget of Senate Bill 1, Eighty-fifth Legislature, Regular Session, 2017, for the TRS Enterprise Application Modernization (TEAM) Program FY2018/19 (estimated to be \$4,800,000); and for the Centralized Accounting and Payroll/Personnel System (CAPPs) Enterprise Resource Planning (ERP) Project (estimated to be \$500,000), are appropriated for the same purposes in Strategy A.1.3, Administrative Operations, for the fiscal year beginning September 1, 2019.

Any unexpended balances of these funds remaining as of August 31, 2020, are appropriated to the Teacher Retirement System for the fiscal year beginning September 1, 2020, for the same purposes.

OPTIONAL RETIREMENT PROGRAM

	For the Years Ending	
	August 31, 2020	August 31, 2021
Method of Financing:		
General Revenue Fund	\$ 122,024,371	\$ 121,204,367
GR Dedicated - Estimated Other Educational and General Income Account No. 770	\$ 26,470,605	\$ 27,105,900
Total, Method of Financing	<u>\$ 148,494,976</u>	<u>\$ 148,310,267</u>
 This bill pattern represents an estimated 100% of this agency's estimated total available funds for the biennium.		
Items of Appropriation:		
A. Goal: OPTIONAL RETIREMENT PROGRAM		
A.1.1. Strategy: OPTIONAL RETIREMENT PROGRAM	\$ 148,494,976	\$ 148,310,267
Optional Retirement Program. Estimated.		
Grand Total, OPTIONAL RETIREMENT PROGRAM	<u>\$ 148,494,976</u>	<u>\$ 148,310,267</u>
 Object-of-Expense Informational Listing:		
Other Personnel Costs	\$ 148,494,976	\$ 148,310,267
Total, Object-of-Expense Informational Listing	<u>\$ 148,494,976</u>	<u>\$ 148,310,267</u>

1. Performance Measure Targets. The following is a listing of the key performance target levels for the Optional Retirement Program. It is the intent of the Legislature that appropriations made by this Act be utilized in the most efficient and effective manner possible to achieve the intended mission of the Optional Retirement Program. In order to achieve the objectives and service standards established by this Act, the Optional Retirement Program shall make every effort to attain the following designated key performance target levels associated with each item of appropriation.

	2020	2021
A. Goal: OPTIONAL RETIREMENT PROGRAM		
A.1.1. Strategy: OPTIONAL RETIREMENT PROGRAM		
Output (Volume):		
Number of ORP Participants	37,419	37,419

2. State Contribution to Optional Retirement Program. The amount specified above in A.1.1, Optional Retirement Program, is based on a state contribution rate of 6.6 percent of payroll for each fiscal year, estimated. Institutions of higher education and the Texas Education Agency, if applicable, are required to certify estimates of state contributions required for payment to the Comptroller, and the Comptroller shall allocate the state contributions to institutions and the Texas Education Agency pursuant to Government Code §830.202.

OPTIONAL RETIREMENT PROGRAM
(Continued)

- 3. Use of Local Funds for Supplementing the General Revenue Appropriation to the Optional Retirement Program.** Institutions and agencies authorized under state law to provide the Optional Retirement Program to their employees are authorized to use local funds or other sources of funds to supplement the General Revenue Fund appropriation at a rate up to 1.9 percent of payroll.
- 4. Transfer of Other Educational and General Income.** The Comptroller of Public Accounts is hereby authorized to transfer the necessary appropriations made above from Other Educational and General Income to institutions of higher education to meet their obligations and comply with the proportionality policy as expressed in Article IX of this Act.
- 5. Limitation on Retirement Contributions for Public Community and Junior Colleges.** The General Revenue related funds appropriated in Strategy A.1.1, Optional Retirement Program, for retirement contributions to the Optional Retirement Program for Public Community/Junior Colleges are limited to 50 percent of the state contribution of 6.6 percent for each fiscal year of the 2020-21 biennium, in accordance with Government Code §830.201.

HIGHER EDUCATION EMPLOYEES GROUP INSURANCE CONTRIBUTIONS

	For the Years Ending	
	August 31, 2020	August 31, 2021
Method of Financing:		
<u>General Revenue Fund</u>		
General Revenue Fund	\$ 704,956,819	\$ 704,956,816
General Revenue - Insurance Companies Maintenance Tax and Insurance Department Fees Account No. 8042	2,782,469	2,782,469
Subtotal, General Revenue Fund	\$ 707,739,288	\$ 707,739,285
Total, Method of Financing	\$ 707,739,288	\$ 707,739,285

This bill pattern represents an estimated 100% of this agency's estimated total available funds for the biennium.

Items of Appropriation:

A. Goal: STATE CONTRIBUTION, UT SYSTEM

Group Insurance, State Contribution, UT System.

A.1.1. Strategy: UT - ARLINGTON The University of Texas at Arlington.	\$ 12,280,603	\$ 12,280,602
A.1.2. Strategy: UT - AUSTIN The University of Texas at Austin.	28,143,074	28,143,075
A.1.3. Strategy: UT - DALLAS The University of Texas at Dallas.	8,292,174	8,292,174
A.1.4. Strategy: UT - EL PASO The University of Texas at El Paso.	14,556,051	14,556,053
A.1.5. Strategy: UT - RIO GRANDE VALLEY The University of Texas Rio Grande Valley.	11,768,959	11,768,959
A.1.6. Strategy: UT - PERMIAN BASIN The University of Texas of the Permian Basin.	1,873,620	1,873,620
A.1.7. Strategy: UT - SAN ANTONIO The University of Texas at San Antonio.	12,878,929	12,878,928
A.1.8. Strategy: UT - TYLER The University of Texas at Tyler.	3,342,639	3,342,638
A.1.9. Strategy: UT SW MEDICAL The University of Texas Southwestern Medical Center.	14,180,288	14,180,288
A.1.10. Strategy: UTMB - GALVESTON The University of Texas Medical Branch at Galveston.	57,778,532	57,778,530
A.1.11. Strategy: UTHSC - HOUSTON The University of Texas Health Science Center at Houston.	24,310,015	24,310,014
A.1.12. Strategy: UTHSC - SAN ANTONIO The University of Texas Health Science Center at San Antonio.	20,939,282	20,939,282
A.1.13. Strategy: UT MD ANDERSON The University of Texas M. D. Anderson Cancer Center.	7,009,502	7,009,502
A.1.14. Strategy: UT HEALTH SCIENCE CENTER - TYLER The University of Texas Health Science Center at Tyler.	4,412,027	4,412,027
A.1.15. Strategy: UT- RGV SCHOOL OF MEDICINE The University of Texas - Rio Grande Valley School of Medicine.	1,750,151	1,750,151

Total, Goal A: STATE CONTRIBUTION, UT SYSTEM	\$ 223,515,846	\$ 223,515,843
---	----------------	----------------

B. Goal: STATE CONTRIBUTION, A&M SYSTEM

Group Insurance, State Contribution, A&M System.

B.1.1. Strategy: TEXAS A&M UNIVERSITY	\$ 39,074,138	\$ 39,074,138
B.1.2. Strategy: A&M SYSTEM HEALTH SCIENCE CENTER Texas A&M University System Health Science Center.	8,698,942	8,698,942
B.1.3. Strategy: A&M - GALVESTON Texas A&M University at Galveston.	1,911,668	1,911,668
B.1.4. Strategy: PRAIRIE VIEW A&M Prairie View A&M University.	5,519,098	5,519,098

HIGHER EDUCATION EMPLOYEES GROUP INSURANCE CONTRIBUTIONS
(Continued)

B.1.5. Strategy: TARLETON STATE UNIVERSITY	5,242,887	5,242,887
B.1.6. Strategy: A&M - CORPUS CHRISTI Texas A&M University - Corpus Christi.	5,077,345	5,077,345
B.1.7. Strategy: TEXAS A&M UNIVERSITY- CENTRAL TEXAS Texas A&M University - Central Texas.	928,600	928,600
B.1.8. Strategy: TEXAS A&M UNIVERSITY - SAN ANTONIO	1,933,134	1,933,134
B.1.9. Strategy: A&M - KINGSVILLE Texas A&M University - Kingsville.	5,195,445	5,195,445
B.1.10. Strategy: A&M - INTERNATIONAL Texas A&M International University.	2,849,655	2,849,655
B.1.11. Strategy: WEST TEXAS A&M West Texas A&M University.	4,715,187	4,715,187
B.1.12. Strategy: TEXAS A&M UNIVERSITY - COMMERCE	6,652,994	6,652,994
B.1.13. Strategy: TEXAS A&M UNIVERSITY - TEXARKANA	1,839,395	1,839,395
B.1.14. Strategy: A&M - AGRILIFE RESEARCH Texas A&M AgriLife Research.	9,622,317	9,622,317
B.1.15. Strategy: A&M - AGRILIFE EXTENSION Texas A&M AgriLife Extension Service.	14,226,158	14,226,158
B.1.16. Strategy: A&M - ENG EXPERIMENT STATION Texas A&M Engineering Experiment Station.	2,650,481	2,650,481
B.1.17. Strategy: A&M - TRANSPORTATION INSTITUTE Texas A&M Transportation Institute.	1,730,687	1,730,687
B.1.18. Strategy: A&M - ENG EXTENSION SERVICE Texas A&M Engineering Extension Service.	633,204	633,204
B.1.19. Strategy: TEXAS A&M FOREST SERVICE	4,153,278	4,153,278
B.1.20. Strategy: A&M - VET MEDICAL DIAGNOSTIC LAB Texas A&M Veterinary Medical Diagnostic Laboratory.	<u>505,450</u>	<u>505,450</u>

Total, Goal B: STATE CONTRIBUTION, A&M SYSTEM	\$ 123,160,063	\$ 123,160,063
--	----------------	----------------

C. Goal: STATE CONTRIBUTION, ERS
Group Insurance, State Contribution, Employees Retirement System.

C.1.1. Strategy: UNIVERSITY OF HOUSTON	\$ 16,934,867	\$ 16,934,867
C.1.2. Strategy: UH - CLEAR LAKE University of Houston - Clear Lake.	3,819,432	3,819,432
C.1.3. Strategy: UH - DOWNTOWN University of Houston - Downtown.	3,432,459	3,432,459
C.1.4. Strategy: UH - VICTORIA University of Houston - Victoria.	1,810,849	1,810,849
C.1.5. Strategy: UH SYSTEM ADMINISTRATION The University of Houston System Administration.	266,848	266,848
C.1.6. Strategy: LAMAR UNIVERSITY	8,192,093	8,192,093
C.1.7. Strategy: LAMAR INSTITUTE OF TECHNOLOGY	1,368,070	1,368,070
C.1.8. Strategy: LAMAR STATE COLLEGE - ORANGE	1,131,300	1,131,300
C.1.9. Strategy: LAMAR STATE COLLEGE - PORT ARTHUR	1,335,184	1,335,184
C.1.10. Strategy: ANGELO STATE UNIVERSITY	5,122,498	5,122,498
C.1.11. Strategy: SAM HOUSTON STATE UNIV Sam Houston State University.	9,127,925	9,127,925
C.1.12. Strategy: TEXAS STATE UNIVERSITY	14,519,107	14,519,107
C.1.13. Strategy: SUL ROSS STATE UNIVERSITY	2,502,470	2,502,470
C.1.14. Strategy: SUL ROSS STATE-RIO GRANDE COLLEGE Sul Ross State University - Rio Grande College.	310,383	310,383
C.1.15. Strategy: TEXAS STATE SYSTEM ADMIN Texas State University System Administration.	263,127	263,127
C.1.16. Strategy: MIDWESTERN STATE UNIV Midwestern State University.	3,629,695	3,629,695
C.1.17. Strategy: UNIVERSITY OF NORTH TEXAS	14,845,281	14,845,281
C.1.18. Strategy: UNIVERSITY OF NORTH TEXAS AT DALLAS	1,499,997	1,499,997
C.1.19. Strategy: UNT HEALTH SCIENCE CENTER University of North Texas Health Science Center at Fort Worth.	6,501,213	6,501,213

HIGHER EDUCATION EMPLOYEES GROUP INSURANCE CONTRIBUTIONS
(Continued)

C.1.20. Strategy: STEPHEN F. AUSTIN Stephen F. Austin State University.	6,423,580	6,423,580
C.1.21. Strategy: TEXAS SOUTHERN UNIVERSITY	5,310,788	5,310,788
C.1.22. Strategy: TEXAS TECH UNIVERSITY	21,387,701	21,387,701
C.1.23. Strategy: TEXAS TECH HEALTH SCI CTR Texas Tech University Health Sciences Center.	19,150,856	19,150,856
C.1.24. Strategy: TEXAS TECH HSC EL PASO Texas Tech University Health Sciences Center El Paso.	4,990,564	4,990,564
C.1.25. Strategy: TEXAS WOMAN'S UNIVERSITY	7,133,320	7,133,320
C.1.26. Strategy: TSTC - HARLINGEN Texas State Technical College - Harlingen.	2,808,206	2,808,206
C.1.27. Strategy: TSTC - WEST TEXAS Texas State Technical College - West Texas.	1,330,224	1,330,224
C.1.28. Strategy: TSTC - WACO Texas State Technical College - Waco.	3,392,035	3,392,035
C.1.29. Strategy: TSTC - MARSHALL Texas State Technical College - Marshall.	551,937	551,937
C.1.30. Strategy: TSTC - FT. BEND Texas State Technical College - Ft. Bend.	361,312	361,312
C.1.31. Strategy: TSTC - NORTH TEXAS Texas State Technical College - North Texas.	254,770	254,770
C.1.32. Strategy: TSTC - SYSTEM ADMIN Texas State Technical College System Administration.	5,465,338	5,465,338
C.1.33. Strategy: UNIV OF NORTH TEXAS SYSTEM ADMIN University of North Texas System Administration.	1,052,832	1,052,832
C.1.34. Strategy: TEXAS TECH UNIVERSITY SYSTEM ADMIN Texas Tech University System Administration.	742,381	742,381
C.1.35. Strategy: PUB COMMUNITY / JR COLLEGES Public Community / Junior Colleges.	<u>184,094,737</u>	<u>184,094,737</u>
 Total, Goal C: STATE CONTRIBUTION, ERS	 <u>\$ 361,063,379</u>	 <u>\$ 361,063,379</u>
 Grand Total, HIGHER EDUCATION EMPLOYEES GROUP INSURANCE CONTRIBUTIONS	 <u>\$ 707,739,288</u>	 <u>\$ 707,739,285</u>
 Object-of-Expense Informational Listing:		
Other Operating Expense	<u>\$ 707,739,288</u>	<u>\$ 707,739,285</u>
 Total, Object-of-Expense Informational Listing	 <u>\$ 707,739,288</u>	 <u>\$ 707,739,285</u>

1. State Contribution to Group Insurance for Higher Education Employees Participating in the Employees Retirement System Group Benefits Program. Funds identified and appropriated above for group insurance are intended to fund:

- a. the majority of the cost of the basic life and health coverage for all active and retired employees; and
- b. fifty percent of the total cost of health coverage for the spouses and dependent children of all active and retired employees who enroll in coverage categories which include a spouse and/or dependent children.

In no event shall the total amount of state contributions allocated to fund coverage in an optional health plan exceed the actuarially determined total amount of state contributions that would be required to fund basic health coverage for those active employees and retirees who have elected to participate in that optional health plan.

Funds appropriated for higher education employees' group insurance contributions may not be used for any other purpose.

It is further provided that institutions shall cooperate so that employees employed by more than one institution may be covered under one group policy and that said policy may be held jointly by two or more institutions and paid from funds appropriated to the institutions for payment of employee insurance premiums as set out above.

HIGHER EDUCATION EMPLOYEES GROUP INSURANCE CONTRIBUTIONS
(Continued)

- 2. The University of Texas System Group Health Insurance Contributions.** Funds identified and appropriated above for group insurance are intended to fund a comparable portion of the costs of basic health coverage for all active and retired employees and their dependents as is provided above for higher education active and retired employees and dependents participating in the Employees Retirement System's Group Benefits Program.

In no event shall the total amount of state contributions allocated to fund coverage in an optional health plan exceed the actuarially determined total amount of state contributions that would be required to fund basic health coverage for those active employees and retirees who have elected to participate in that optional health plan.

Funds appropriated for higher education employees' group insurance contributions may not be used for any other purpose.

The University of Texas System shall file a report with the Legislative Budget Board, the Governor and the Comptroller by September 15 of each year, detailing all group health insurance plans offered to system employees and retirees, including the benefit schedule, premium amounts, and employee/retiree contributions.

Active and retired employees of The University of Texas System are authorized to use one-half of the "employee-only" state contribution amount for optional insurance. Optional insurance for the employees participating in the group insurance program shall be defined by The University of Texas System. Active and retired employees participating in these plans may only use one-half of the employee-only state contribution if they sign and submit a document to their employing institution indicating they have health insurance coverage from another source.

- 3. Texas A&M System Group Health Insurance Contributions.** Funds identified and appropriated above for group insurance are intended to fund a comparable portion of the costs of basic health coverage for all active and retired employees and their dependents as is provided above for higher education active and retired employees and dependents participating in the Employees Retirement System's Group Benefits Program.

In no event shall the total amount of state contributions allocated to fund coverage in an optional health plan exceed the actuarially determined total amount of state contributions that would be required to fund basic health coverage for those active employees and retirees who have elected to participate in that optional health plan.

Funds appropriated for higher education employees' group insurance contributions may not be used for any other purpose.

The Texas A&M System shall file a report with the Legislative Budget Board, the Governor and the Comptroller by September 15 of each year, detailing all group health insurance plans offered to system employees and retirees, including the benefit schedule, premium amounts, and employee/retiree contributions.

Active and retired employees of the Texas A&M System are authorized to use one-half of the "employee-only" state contribution amount for optional insurance. Optional insurance for the employees participating in the group insurance program shall be defined by the Texas A&M System. Active and retired employees participating in these plans may only use one-half of the employee-only state contribution if they sign and submit a document to their employing institution indicating they have health insurance coverage from another source.

- 4. Transfer Authority.** Out of the funds appropriated above:

- a. The Comptroller shall transfer monthly, one-twelfth of the amount appropriated from those institutions participating in the Employees Retirement System's Group Benefit Program to the Employees Life, Accident, and Health Insurance and Benefits Fund No. 973, for use by the Employees Retirement System for each higher education institution which participates in the group insurance program of the Employees Retirement System.
- b. The Comptroller shall transfer monthly, one-twelfth of the amount appropriated from state contributions for institutions belonging to The University of Texas System, to The University of Texas System Office for use by each institution's group insurance program.

HIGHER EDUCATION EMPLOYEES GROUP INSURANCE CONTRIBUTIONS
(Continued)

- c. The Comptroller shall transfer monthly, one-twelfth of the amount appropriated from state contributions for institutions belonging to the Texas A&M System, to the Texas A&M System Office, for use by each institution's group insurance program.

5. Specification of Appropriations. The amount of the appropriation made for Strategy C.1.35, Public Community/Junior Colleges, shall be allocated to each college in accordance with a report, specifying the exact amounts for each college, to be provided by the Legislative Budget Board to the Employees Retirement System.

6. Appropriations Transfers.

- a. Funds appropriated above to institutions other than those belonging to The University of Texas System or the Texas A&M University System, may be transferred from one appropriation item to another at the discretion of the chief administrative officer of the Employees Retirement System for the purpose of applying appropriations in excess of actual General Revenue group insurance premium costs at any of the higher education institutions named above to appropriation shortfalls for General Revenue group insurance premiums at any of the higher education institutions named above. Reallocation dollars provided by the group of institutions submitting annual Accounting Policy Statement 011 (Benefits Proportional by Fund) reports to the Comptroller shall be first apportioned among the same group of institutions, and any remaining funds may be applied to appropriation shortfalls among other institutions of higher education. Funds appropriated above to components of The University of Texas System and the Texas A&M University System may be transferred from one component to another component within the same system at the discretion of the chief administrative officer of each system for the same purposes stated above.
- b. The Employees Retirement System, The University of Texas System, and the Texas A&M University System shall file a report with the Legislative Budget Board, the Governor and the Comptroller by December 1 of each year, detailing any such transfers.
- c. Out of the funds appropriated above in Strategy A.1.10, The University of Texas Medical Branch at Galveston, \$199,028 in fiscal year 2020 and \$199,028 in fiscal year 2021 is for the purpose of paying General Revenue group insurance premiums for employees participating in the Employees Retirement System Group Benefit Program for managed health care and mental care associated with the Texas Department of Criminal Justice. Except for the transfer authority provided above in Subsection (a), these amounts are sum certain.
- d. Out of the funds appropriated above in Strategy A.1.10, The University of Texas Medical Branch at Galveston, \$39,386,514 in fiscal year 2020 and \$39,386,514 in fiscal year 2021 is for the purpose of paying General Revenue group insurance premiums for employees participating in The University of Texas System group insurance program for managed health care and mental care associated with the Texas Juvenile Justice Department and the Texas Department of Criminal Justice. Except for the transfer authority provided above in Subsection (a), these amounts are sum certain.
- e. Out of the funds appropriated above in Strategy C.1.23, Texas Tech University Health Sciences Center, \$6,461,202 in fiscal year 2020 and \$6,461,202 in fiscal year 2021 is for the purpose of paying General Revenue group insurance premiums for employees associated with managed health care contracts with the Texas Department of Criminal Justice. Except for the transfer authority provided above in Subsection (a), these amounts are sum certain.
- f. Out of the funds appropriated above in Strategy A.1.11, The University of Texas Health Science Center at Houston, \$4,069,544 in fiscal year 2020 and \$4,069,543 in fiscal year 2021 is for the purpose of paying General Revenue group insurance premiums for employees associated with the Harris County Psychiatric Center. Except for the transfer authority provided above in Subsection (a), these amounts are sum certain.
- g. Included in the funds appropriated above in Strategy B.1.19, Texas A&M Forest Service, \$2,782,469 in fiscal year 2020 and \$2,782,469 in fiscal year 2021 is for the purpose of paying group health insurance premiums for employees paid with direct appropriations to the Texas A&M Forest Service from the Insurance Companies Maintenance Tax and Insurance Department Fees method of finance. Except for the transfer authority provided above in Subsection (a), these amounts are sum certain.

HIGHER EDUCATION EMPLOYEES GROUP INSURANCE CONTRIBUTIONS
(Continued)

7. Unexpended Balances, Higher Education Group Insurance Contributions. Any unexpended balances remaining as of August 31, 2020, for individual institutions of higher education receiving General Revenue group insurance contributions in this appropriation are hereby appropriated for the same purposes in fiscal year 2021.

8. Benefits Proportionality Audit Requirement.

- a. Each institution of higher education, excluding Public Community/Junior Colleges, shall conduct an internal audit of benefits proportional by method of finance and submit a copy of the internal audit to the Legislative Budget Board, Comptroller of Public Accounts, and State Auditor's Office no later than August 31, 2020. The audit must examine fiscal years 2017, 2018, and 2019, and must be conducted using a methodology approved by the State Auditor's Office.
- b. If the internal audit conducted by an institution identifies any instances in which an institution has not been compliant with the proportionality requirements provided by Article IX, Sec. 6.08, Benefits Paid Proportional by Method of Finance in the prior three fiscal years defined in subsection (a) and received excess General Revenue as a result of this noncompliance, the institution shall submit a reimbursement payment to the Comptroller of Public Accounts within two years from the conclusion of the institution's audit. The Comptroller of Public Accounts shall notify the Legislative Budget Board and State Auditor's Office of all reimbursement payments submitted by an institution of higher education.
- c. If an institution has previously conducted an internal audit of benefits proportional by fund for the fiscal years included in subsection (a) using a methodology determined to be acceptable by the State Auditor's Office, the State Auditor's Office may waive the requirement that the institution conduct an additional internal audit. The State Auditor's Office shall notify the Legislative Budget Board and Comptroller of Public Accounts of any institutions who receive such a waiver. Any institution that receives a waiver from the audit requirement from the State Auditor's Office is still subject to the provisions of subsection (b) for any instances of noncompliance that were identified.
- d. For fiscal year 2020 and 2021, institutions of higher education shall also consider audits of benefits proportional when developing their annual internal audit plans.
- e. It is the intent of the Legislature that the State Auditor's Office audit at least two institutions of higher education for compliance with benefits proportional provisions during the 2020-21 biennium.

HIGHER EDUCATION COORDINATING BOARD

	For the Years Ending	
	August 31, 2020	August 31, 2021
Method of Financing:		
General Revenue Fund	\$ 822,467,118	\$ 811,822,372
<u>General Revenue Fund - Dedicated</u>		
Texas B-on-Time Student Loan Account No. 5103	\$ 1,900,000	\$ 900,000
Physician Education Loan Repayment Program Account No. 5144	<u>12,675,000</u>	<u>12,675,000</u>
Subtotal, General Revenue Fund - Dedicated	\$ 14,575,000	\$ 13,575,000
Federal Funds	\$ 27,431,905	\$ 27,431,905
<u>Other Funds</u>		
Permanent Fund Supporting Graduate Education, estimated	\$ 11,000,000	\$ 11,000,000
Appropriated Receipts, estimated	982,498	993,248
Certificate of Authority Fees, estimated	2,000	2,000
License Plate Trust Fund Account No. 0802, estimated	247,400	247,400
Permanent Health Fund for Higher Education, estimated	1,914,193	1,914,193
Permanent Endowment Fund for the Baylor College of Medicine, estimated	1,425,000	1,425,000

HIGHER EDUCATION COORDINATING BOARD
(Continued)

Permanent Fund for the Higher Education Nursing, Allied Health and Other Health Related Programs, estimated	1,883,810	1,883,810
Permanent Fund for Minority Health Research and Education, estimated	1,066,551	1,066,551
Student Loan Funds, estimated	12,779,224	12,799,981
Other Special State Funds, estimated	5,000	5,000
Certification and Proprietary School Fees, estimated	<u>1,000</u>	<u>1,000</u>
Subtotal, Other Funds	<u>\$ 31,306,676</u>	<u>\$ 31,338,183</u>
Total, Method of Financing	<u>\$ 895,780,699</u>	<u>\$ 884,167,460</u>

This bill pattern represents an estimated 84.9% of this agency's estimated total available funds for the biennium.

Number of Full-Time-Equivalents (FTE):	265.9	265.9
Schedule of Exempt Positions:		
Commissioner of Higher Education, Group 8	\$299,813	\$299,813

Items of Appropriation:

A. Goal: COORDINATION/PLANNING FOR HIGHER ED
Coordination/Planning for Higher Education.

A.1.1. Strategy: COLLEGE READINESS AND SUCCESS	\$ 1,908,801	\$ 1,919,551
A.1.2. Strategy: STUDENT LOAN PROGRAMS	7,503,518	7,503,518
A.1.3. Strategy: FINANCIAL AID SERVICES	729,443	729,443
A.1.4. Strategy: ACADEMIC QUALITY AND WORKFORCE	1,969,476	1,969,476
A.1.5. Strategy: STRATEGIC PLANNING AND FUNDING	2,725,939	2,725,939
A.1.6. Strategy: INNOVATION AND POLICY DEVELOPMENT	282,636	282,636
A.1.7. Strategy: OVERSIGHT FOR-PROFIT INSTITUTIONS	250,000	250,000
A.1.8. Strategy: FIELDS OF STUDY	<u>115,397</u>	<u>115,397</u>

Total, Goal A: COORDINATION/PLANNING FOR HIGHER ED \$ 15,485,210 \$ 15,495,960

B. Goal: AGENCY OPERATIONS

B.1.1. Strategy: CENTRAL ADMINISTRATION	\$ 5,380,368	\$ 5,380,367
B.1.2. Strategy: INFORMATION RESOURCES	6,208,864	6,229,622
B.1.3. Strategy: FACILITIES SUPPORT	1,836,189	1,986,188
B.1.4. Strategy: COMPLIANCE MONITORING	<u>342,700</u>	<u>342,700</u>

Total, Goal B: AGENCY OPERATIONS \$ 13,768,121 \$ 13,938,877

C. Goal: AFFORDABILITY AND DEBT

C.1.1. Strategy: TEXAS GRANT PROGRAM Towards Excellence, Access and Success Grant Program.	\$ 433,222,737	\$ 433,222,737
C.1.2. Strategy: TEXAS B-ON-TIME PROGRAM - PUBLIC	1,000,000	0
C.1.3. Strategy: TEXAS B-ON-TIME PROGRAM-PRIVATE Texas B - On - Time Program - Private.	200,000	UB
C.1.4. Strategy: TUITION EQUALIZATION GRANTS	89,305,147	89,305,147
C.1.5. Strategy: TEOG PUB COMMUNITY COLLEGES Texas Educational Opportunity Grants Public Community Colleges.	44,236,458	44,236,459
C.1.6. Strategy: TEOG PUB STATE/TECHNICAL COLLEGES Texas Educational Opportunity Grants Public State & Technical Colleges.	3,759,692	3,759,692
C.1.7. Strategy: COLLEGE WORK STUDY PROGRAM Texas College Work Study Program.	9,404,639	9,404,639
C.1.8. Strategy: LICENSE PLATE SCHOLARSHIPS License Plate Scholarships Program.	247,400	247,400
C.1.9. Strategy: EDUCATIONAL AIDE PROGRAM	500,000	500,000
C.1.10. Strategy: TX ARMED SERVICES SCHOLARSHIP PGM Texas Armed Services Scholarship Program.	3,420,000	3,420,000

HIGHER EDUCATION COORDINATING BOARD
(Continued)

C.1.11. Strategy: OPEN EDUCATIONAL RESOURCES	<u>266,025</u>	<u>196,024</u>
Total, Goal C: AFFORDABILITY AND DEBT	\$ 585,562,098	\$ 584,292,098
D. Goal: COLLEGE READINESS AND SUCCESS		
D.1.1. Strategy: ADVISE TX Advise TX College Advising Corps.	\$ 2,000,000	\$ 2,000,000
D.1.2. Strategy: DEVELOPMENTAL EDUCATION PROGRAM	1,325,000	1,325,000
D.1.3. Strategy: STUDENT COMPLETION MODELS	160,000	160,000
D.1.4. Strategy: GENTX AND P-16 PROF DEVELOPMENT GenTX and P-16 Professional Development.	70,000	70,000
D.1.5. Strategy: GRADTX	150,000	150,000
D.1.6. Strategy: TEXAS REGIONAL ALIGNMENT NETWORKS	63,000	63,000
D.1.7. Strategy: TSIA ENHANCEMENT AND SUCCESS Texas Success Initiative Assessment Enhancement and Success.	<u>300,000</u>	<u>0</u>
Total, Goal D: COLLEGE READINESS AND SUCCESS	\$ 4,068,000	\$ 3,768,000
E. Goal: INDUSTRY WORKFORCE		
E.1.1. Strategy: CAREER/TECHNICAL EDUCATION PROGRAMS Career and Technical Education Programs.	\$ 27,431,905	\$ 27,431,905
E.1.2. Strategy: TEACH FOR TEXAS LOAN REPAYMENT Teach for Texas Loan Repayment Assistance.	1,337,500	1,337,500
E.1.3. Strategy: MATH AND SCIENCE SCHOLAR'S LRP Math and Science Scholar's Loan Repayment Program.	1,287,500	1,287,500
E.1.4. Strategy: NORTHEAST TEXAS INITIATIVE AND TC3 Northeast Texas Initiative and Texas Community College Consortium.	1,250,000	1,250,000
E.1.5. Strategy: BILINGUAL EDUCATION PROGRAM	<u>750,000</u>	<u>750,000</u>
Total, Goal E: INDUSTRY WORKFORCE	\$ 32,056,905	\$ 32,056,905
F. Goal: INDUSTRY WORKFORCE - HEALTH RELATED		
F.1.1. Strategy: FAMILY PRACTICE RESIDENCY PROGRAM	\$ 5,000,000	\$ 5,000,000
F.1.2. Strategy: PRECEPTORSHIP PROGRAM	1,500,000	1,500,000
F.1.3. Strategy: GME EXPANSION Graduate Medical Education Expansion.	78,600,000	78,600,000
F.1.4. Strategy: TRAUMA CARE PROGRAM Physician and Nurse Trauma Care.	2,061,250	2,061,250
F.1.5. Strategy: JOINT ADMISSION MEDICAL PROGRAM	10,206,794	UB
F.1.6. Strategy: PROF NURSING SHORTAGE REDUCTION PGM Professional Nursing Shortage Reduction Program.	9,940,024	9,940,024
F.1.7. Strategy: PHYSICIAN ED. LOAN REPAY. PROGRAM	12,675,000	12,675,000
F.1.8. Strategy: MENTAL HEALTH LOAN REPAYMENT PGM Mental Health Professionals Loan Repayment Program.	1,062,500	1,062,500
F.1.9. Strategy: NURSING FACULTY LOAN REPAYMENT PGM Nursing Faculty Loan Repayment Program.	1,500,000	1,500,000
F.1.10. Strategy: CHILD MENTAL HEALTH CARE CONSORTIUM	<u>49,500,000</u>	<u>49,500,000</u>
Total, Goal F: INDUSTRY WORKFORCE - HEALTH RELATED	\$ 172,045,568	\$ 161,838,774
G. Goal: BAYLOR COLLEGE OF MEDICINE		
G.1.1. Strategy: BAYLOR COLLEGE OF MEDICINE - UGME Baylor College of Medicine - Undergraduate Medical Education.	\$ 36,508,620	\$ 36,490,669

HIGHER EDUCATION COORDINATING BOARD
(Continued)

G.1.2. Strategy: BAYLOR COLLEGE OF MEDICINE - GME	8,596,623	8,596,623
Baylor College of Medicine Graduate Medical Education (GME).		
G.1.3. Strategy: BAYLOR COLL MED PERM ENDOWMENT FUND	1,425,000	1,425,000
Baylor College of Medicine Tobacco Earnings from Perm Endowment Fund.		
G.1.4. Strategy: BAYLOR COLL MED PERM HEALTH FUND	<u>1,914,193</u>	<u>1,914,193</u>
Tobacco Earnings from Perm Health Fund for Baylor College of Medicine.		
Total, Goal G: BAYLOR COLLEGE OF MEDICINE	\$ 48,444,436	\$ 48,426,485
H. Goal: TOBACCO FUNDS		
Tobacco Settlement Funds to Institutions.		
H.1.1. Strategy: EARNINGS - MINORITY HEALTH Tobacco Earnings - Minority Health Res and Ed to THECB.	\$ 1,066,551	\$ 1,066,551
H.1.2. Strategy: EARNINGS - NURSING/ALLIED HEALTH	<u>1,883,810</u>	<u>1,883,810</u>
Tobacco Earnings - Nursing, Allied Health, Other to THECB.		
Total, Goal H: TOBACCO FUNDS	\$ 2,950,361	\$ 2,950,361
I. Goal: RESEARCH		
Trusteed Funds for Research.		
I.1.1. Strategy: TEXAS RESEARCH INCENTIVE PROGRAM	\$ 17,500,000	\$ 17,500,000
I.1.2. Strategy: AUTISM PROGRAM	<u>3,900,000</u>	<u>3,900,000</u>
Total, Goal I: RESEARCH	\$ 21,400,000	\$ 21,400,000
Grand Total, HIGHER EDUCATION COORDINATING BOARD	<u>\$ 895,780,699</u>	<u>\$ 884,167,460</u>
Object-of-Expense Informational Listing:		
Salaries and Wages	\$ 18,214,806	\$ 18,214,806
Other Personnel Costs	269,393	269,393
Professional Fees and Services	4,080,088	3,810,846
Consumable Supplies	217,550	217,550
Travel	251,537	251,537
Rent - Building	1,501,490	1,651,490
Rent - Machine and Other	1,535,825	1,455,825
Other Operating Expense	5,210,986	5,221,733
Grants	<u>864,499,024</u>	<u>853,074,280</u>
Total, Object-of-Expense Informational Listing	<u>\$ 895,780,699</u>	<u>\$ 884,167,460</u>
Estimated Allocations for Employee Benefits and Debt Service Appropriations Made Elsewhere in this Act:		
<u>Employee Benefits</u>		
Retirement	\$ 1,422,421	\$ 1,429,533
Group Insurance	3,430,856	3,497,358
Social Security	1,236,397	1,242,579
Benefits Replacement	<u>25,840</u>	<u>21,964</u>
Total, Estimated Allocations for Employee Benefits and Debt Service Appropriations Made Elsewhere in this Act	<u>\$ 6,115,514</u>	<u>\$ 6,191,434</u>

1. **Performance Measure Targets.** The following is a listing of the key performance target levels for the Higher Education Coordinating Board. It is the intent of the Legislature that appropriations made by this Act be utilized in the most efficient and effective manner possible to achieve the intended mission of the Higher Education Coordinating Board. In order to achieve the objectives and service standards established by this Act, the Higher Education Coordinating Board shall make every effort to attain the following designated key performance target levels associated with each item of appropriation.

HIGHER EDUCATION COORDINATING BOARD
(Continued)

	<u>2020</u>	<u>2021</u>
A. Goal: COORDINATION/PLANNING FOR HIGHER ED		
Outcome (Results/Impact):		
Percentage of University Students Graduating in Four Years	38%	39%
Percentage of Public Two-year Institution Students Graduating in Three Years	23%	24%
Percentage of University Students Graduating within Six Years	62%	62.5%
Number of Economically Disadvantaged Undergraduate Students Completing a Certificate or Degree	139,000	146,000
Number of Master's Degrees, Bachelor's Degrees, Associate's Degrees and Certificates Awarded	361,723	375,769
Percent of Students Who Enter Developmental Education at a Pub Four Year College and Complete a Credential	33.3%	34.3%
Percent of Students Who Enter Developmental Education at a Public Two Year College and Complete a Credential	17.2%	19.5%
Percent of Students Who Enter College Ready at a Public Four-Year College and Complete a Credential	65.2%	65.4%
Percent of Students Who Enter College Ready at a Two-Year College and Complete a Credential	25.5%	25.6%
Percent of Public Bachelor's Degree Graduates Completing with No More than 3 Hours of Their Degree Plan	36.4%	36.7%
Percent of Public Two-year Institution Students Graduating with No More than 3 Hours of Their Award Plan	21.9%	23%
A.1.1. Strategy: COLLEGE READINESS AND SUCCESS		
Output (Volume):		
Increase in Fall Student Headcount Enrollment since Fall 2000	50,000	51,000
Explanatory:		
Dollars Appropriated for Developmental Education	68,226,048	68,226,048
A.1.2. Strategy: STUDENT LOAN PROGRAMS		
Output (Volume):		
Undergraduate Student Loan Debt at or below 60 Percent of First-Year Wages for Graduates of Texas Public Institutions of Higher Education	60	60
C. Goal: AFFORDABILITY AND DEBT		
Outcome (Results/Impact):		
Percentage of Students Receiving Financial Aid Employed Through Texas College Work Study Program	0.57%	0.57%
C.1.1. Strategy: TEXAS GRANT PROGRAM		
Output (Volume):		
Number of Students Receiving Texas Grants	84,362	88,903
Percentage of Texas Grant Recipients Who Earn a Baccalaureate Degree within Four Academic Years	28%	29%
Percentage of Texas Grant Recipients Who Earn a Baccalaureate Degree within Six Academic Years	54%	55%
C.1.4. Strategy: TUITION EQUALIZATION GRANTS		
Output (Volume):		
Percentage of Tuition Equalization Grant Recipients Who are Minority Students	65%	67%
Percentage of Tuition Equalization Grant Recipients Who Earn Baccalaureate Degrees within Four Academic Years	39%	40%
C.1.5. Strategy: TEOG PUB COMMUNITY COLLEGES		
Output (Volume):		
Percent of Texas Educational Opportunity Grant Recipients Who Entered Texas Public Community Colleges in the Fall Term Three Years Ago as First Time, Full-time Undergraduates Who Then Received Associate's Degrees or Certifications, or Who Transferred to a Four Year College or University after Thirty Semester Credit Hours, Since that Date	27.5%	27.5%
F. Goal: INDUSTRY WORKFORCE - HEALTH RELATED		
Outcome (Results/Impact):		
Percent of First Year Medical Resident's Headcount to Texas Medical School Graduates	93%	93%
F.1.1. Strategy: FAMILY PRACTICE RESIDENCY PROGRAM		
Output (Volume):		
Number of Family Practice Residency Program Residents Supported	740	740
Average Funding Per Family Practice Residency Program Resident	6,400	6,400

HIGHER EDUCATION COORDINATING BOARD
(Continued)

G. Goal: BAYLOR COLLEGE OF MEDICINE

Outcome (Results/Impact):

Percentage of Baylor College of Medicine Graduates entering Texas Residency Programs	51%	51%
Percentage of Baylor College of Medicine Graduates entering Primary Care Residency Programs	48.8%	48.8%

2. Capital Budget.

(a) None of the funds appropriated above may be expended for capital budget items except as listed below. The amounts shown below shall be expended only for the purposes shown and are not available for expenditure for other purposes. Amounts appropriated above and identified in this provision as appropriations either for "Lease Payments to the Master Lease Purchase Program" or for items with an "(MLPP)" notation shall be expended only for the purpose of making lease-purchase payments to the Texas Public Finance Authority pursuant to the provisions of Government Code §1232.103.

(b) Notwithstanding (a) and the limitations of Article IX, Section 14.03, Limitations on Expenditures-Capital Budget, any unused administrative funds contained in the Central Administration Program, Facilities Support Program, Information Resources Program, and Student Loan Programs as of August 31, 2019, may be carried forward into fiscal year 2020 to be used for capital projects related to Cybersecurity Initiatives.

	<u>2020</u>	<u>2021</u>
a. Acquisition of Information Resource Technologies		
(1) Acquisition and Refresh of IT Infrastructure	\$ 126,000	\$ 126,000
b. Data Center Consolidation		
(1) IT Portfolio Modernization	\$ 260,000	\$ 260,000
(2) Data Center Services	<u>1,639,972</u>	<u>1,740,730</u>
Total, Data Center Consolidation	\$ 1,899,972	\$ 2,000,730
c. Cybersecurity		
(1) Cybersecurity / Managed Security Services-DCS	\$ 112,500	\$ 112,500
(2) Cybersecurity Initiatives	<u>147,500</u>	<u>67,500</u>
Total, Cybersecurity	\$ <u>260,000</u>	\$ <u>180,000</u>
Total, Capital Budget	<u>\$ 2,285,972</u>	<u>\$ 2,306,730</u>
Method of Financing (Capital Budget):		
General Revenue Fund	\$ 1,719,714	\$ 1,668,947
Other Funds	<u>\$ 566,258</u>	<u>\$ 637,783</u>
Total, Method of Financing	<u>\$ 2,285,972</u>	<u>\$ 2,306,730</u>

3. Commissioner's Salary. The Coordinating Board is hereby authorized to utilize \$165,529 per year from General Revenue funds appropriated to Goal B, in fiscal year 2020 and fiscal year 2021 and any earned funds for the purpose of funding the salary of the Commissioner of Higher Education at a rate not to exceed \$299,813 in fiscal year 2020 and \$299,813 in fiscal year 2021.

4. Use of Excess Registration Fees Authorization. Any registration fee collected by the Coordinating Board to pay the expenses of a conference, seminar or meeting in excess of the actual costs of such conference, seminar or meeting may be used to pay the expenses of any other conference, seminar or meeting for which no registration fees were collected or for which registration fees collected were insufficient to cover the total expenses.

5. Student Loan Program. All monies and future receipts in the Texas Opportunity Plan Fund and the Texas College Student Loan Bonds Interest and Sinking Fund, the Student Loan Auxiliary Fund, and the Student Loan Revenue Fund are hereby appropriated to the Texas Higher Education Coordinating Board, for the purposes specified in Article III, §§50b-4, 50b-5, 50b-6 and 50b-7 of the Texas Constitution and Education Code §§52.01-52.91 and 56.121-56.135.

HIGHER EDUCATION COORDINATING BOARD
(Continued)

- 6. Texas Public Educational Grants Program.** Unless a different percentage is set by passage of legislation amending the Texas Education Code, the amount of tuition to be set aside for the Texas Public Educational Grants Program in accordance with TEC §56.033(a)(1) shall be 15 percent in fiscal years 2020 and 2021.
- 7. Texas Success Initiative.**
- a. Developmental and Basic Academic Skills Education Coursework. Funds appropriated for developmental and basic academic skills courses and interventions under Education Code Chapter 51, Subchapter F-1, shall be expended only for those costs associated with providing developmental and basic academic skills education courses and interventions including through corequisite instruction, tutoring, program evaluation, retraining of faculty and support staff, and other related costs. The funds shall not be used for the recruitment of students.
 - b. Intent Concerning Developmental Needs. It is the intent of the Legislature that all affected institutions of public higher education fully address developmental needs identified by the institutions through the Texas Success Initiative with appropriations made in this Act for the developmental and basic academic skills education and interventions coursework and other available institutional funds.
- 8. Baylor College of Medicine.**
- a. From funds appropriated by this Act for the Baylor College of Medicine, the Coordinating Board shall allocate an amount per student enrolled in the college equal to the cost of medical education in the established public medical schools cited in Subchapter D, Chapter 61, Education Code. The cost of medical education per student at public medical schools as determined by the Coordinating Board shall include General Revenue appropriations for instruction and operations, infrastructure, and staff benefits allocated to undergraduate medical education. Any unexpended appropriations made above as of August 31, 2020, are hereby appropriated for the same purpose in fiscal year 2021.
 - b. Appropriations made by this Act for Baylor College of Medicine are considered to be appropriations for any legal successor to Baylor College of Medicine and may be expended only for the purposes for which appropriated. Any details, limits, or restrictions applicable to those appropriations are applicable to that legal successor.
 - c. The Coordinating Board is authorized to make an intergovernmental transfer of the funds appropriated by this Act for Baylor College of Medicine to the Health and Human Services Commission.
- 9. Cost Recovery for the Common Application Form.** None of the funds appropriated above to the Higher Education Coordinating Board may be used to provide a common application form (either electronic or paper) for each general academic institution and each participating public two-year institution and participating independent institution unless the Higher Education Coordinating Board recovers costs related to the common application form. The amount collected from each institution shall be proportional to the percentage of enrollment compared to the total enrollment of all participating institutions based on the previous year's certified Fall enrollment data. The funds collected shall only recover direct costs and only be used for the purposes of the electronic common application form and related activities designed to encourage student enrollment in college. Any balances on hand at the end of fiscal year 2020 may be carried over to fiscal year 2021 and any such funds are appropriated for fiscal year 2021 for the same purpose.
- 10. Tuition Equalization Grants.** The Coordinating Board shall present the result of its most recent annual need survey for Tuition Equalization Grant (TEG) funds as part of its biennial appropriations request to the Legislative Budget Board and the Governor. The request shall include the number of eligible students and an estimate of the amount needed to fund fully the TEG program in the coming biennium. The Coordinating Board shall update this projection to include the most recent academic year data prior to the convening of each regular session of the Legislature and shall provide this information to the Legislative Budget Board staff prior to Legislative Budget Board deliberations on the TEG appropriation. Each institution receiving tuition equalization grants shall furnish to the Coordinating Board any financial information requested.

HIGHER EDUCATION COORDINATING BOARD
(Continued)

Independent colleges and universities that enroll students receiving Tuition Equalization Grant funds appropriated by this Act shall provide reports to the Higher Education Coordinating Board regarding the diversity of their student body and faculty. The reports for headcount enrollment shall be submitted annually in a form and at a time consistent with the Board's reporting schedule. The faculty data shall be submitted to the Integrated Postsecondary Educational Data System (IPEDS) and accessed by the Board when available from IPEDS.

For all funds appropriated above in Strategy C.1.4, Tuition Equalization Grant Program, and funds transferred into the TEG Program, any unexpended balances on hand at the end of fiscal year 2020 may be carried over to fiscal year 2021 for the same purpose.

- 11. Information Access Initiative.** The Higher Education Coordinating Board shall use the appropriations above to coordinate with the Texas Education Agency regarding sharing, integrating, and housing pre-kindergarten through grade 16 (P-16) public education data in implementing its Information Access Initiative. The two agencies shall work together to ensure that common and related data held by each agency is maintained in standardized, compatible formats to enable the efficient exchange of information between agencies and for matching of individual student records for longitudinally based studies and analysis. It is the intent of the Legislature that individual initiatives interact seamlessly across agency systems to facilitate efforts to integrate the relevant data from each agency into a longitudinal public education data resource to provide a widely accessible P-16 public education data warehouse.
- 12. Strategic Plan for Teacher Certification.** Out of funds appropriated above, the Higher Education Coordinating Board shall develop and implement a strategic plan to improve teacher professional development for certified teachers in the state to increase the quality and effectiveness of certified teachers in the classrooms. The Coordinating Board shall collaborate with the Texas Education Agency, the Educational Services Centers, and Professional Associations in development and implementation of the strategic plan. The Coordinating Board shall oversee the implementation of the strategic plan. In order to facilitate the strategic plan, the Coordinating Board shall work with the Texas Education Agency, school districts, and professional educator associations.
- 13. Tobacco Funds - Estimated Appropriation and Unexpended Balance.** Included in the amounts appropriated above to the Texas Higher Education Coordinating Board are estimated appropriations of amounts available for distribution or investment returns out of the Permanent Fund for Minority Health Research and Education and the Permanent Fund for Nursing, Allied Health and Other Health Related Programs.

 - a. Amounts available for distribution or investment returns in excess of the amounts estimated above are also appropriated. In the event that amounts available for distribution or investment returns are less than the amounts estimated above, this Act may not be construed as appropriating funds to make up the difference.
 - b. All balances of estimated appropriations from the Permanent Fund for Minority Health Research, at the close of the fiscal year ending August 31, 2019, estimated to be \$0 (and included above in the Method of Finance) and the income to said fund during the fiscal years beginning September 1, 2019, are hereby appropriated. Any unexpended appropriations made above as of August 31, 2020, are hereby appropriated for the same purposes for fiscal year 2021.
 - c. All balances of estimated appropriations from the Permanent Fund for Nursing, Allied Health and Other Health Related Programs, at the close of the fiscal year ending August 31, 2019, estimated to be \$0 (and included above in the Method of Finance) and the income to said fund during the fiscal years beginning September 1, 2019, are hereby appropriated. Any unexpended appropriations made above as of August 31, 2020, are hereby appropriated for the same purposes for fiscal year 2021.
- 14. Reporting by Texas Higher Education Coordinating Board.** It is the intent of the Legislature that the Texas Higher Education Coordinating Board include in its Legislative Appropriations Request for the 2022-23 biennium, information on actual expenditures and budgeted expenditures for the Baylor College of Medicine, which receives distributions from the Permanent Health Fund for Higher Education and the Permanent Endowment Fund for Baylor College of Medicine.

HIGHER EDUCATION COORDINATING BOARD
(Continued)

- 15. Girl Scout Scholarships.** The funds provided to the Girl Scout Scholarships are appropriated in accordance with Transportation Code §504.622 to provide grants to benefit the Girl Scouts. All balances provided to the Girl Scout Scholarships from the License Plate Trust Fund, Account 0802, as of August 31, 2019, and all receipts received during the biennium beginning September 1, 2019, are appropriated for the same purpose. Any balances on hand at the end of fiscal year 2020 may be carried over to the fiscal year 2021 and any such funds are appropriated for fiscal year 2021 for the same purpose.
- 16. Houston Livestock Show and Rodeo Scholarships.** The funds provided to the Houston Livestock Show and Rodeo Scholarships Program are appropriated in accordance with Transportation Code §504.613 to make grants to benefit the Houston Livestock Show and Rodeo. All balances provided to the Houston Livestock and Rodeo Scholarships from the License Plate Trust Fund, Account 0802, as of August 31, 2019, and all receipts received during the biennium beginning September 1, 2019, are appropriated for the same purpose. Any balances on hand at the end of fiscal year 2020 may be carried over to the fiscal year 2021 and any such funds are appropriated for fiscal year 2021 for the same purpose.
- 17. Texas Collegiate License Plate Scholarships.** The funds provided to the Texas Collegiate License Plate Scholarships program are appropriated in accordance with Transportation Code §504.615 to provide scholarships for students who demonstrate a need for financial assistance. Funds received from license plates for out of state institutions shall be transferred to the TEXAS Grants program and are hereby appropriated for the purpose set forth in Strategy C.1.1. All balances provided to the Texas Collegiate License Plate from the License Plate Trust Fund Account 0802, as of August 31, 2019, and all receipts received during the biennium, beginning September 1, 2019, are appropriated for the same purpose.

All receipts deposited in the state treasury during the biennium beginning September 1, 2019, to the credit of the community colleges and independent institutions as provided by VTCA, Transportation Code §504.615 are appropriated for that period to the Coordinating Board for the purpose of providing scholarships for students who demonstrate a need for financial assistance at the independent institution or community college for which the receipts are credited.

- 18. Appropriations Transfers.** Notwithstanding any other provisions of this bill, the Higher Education Coordinating Board may allow each institution to transfer, within a fiscal year, the lesser of 10 percent or \$20,000 between an allocation an institution received for one of these programs: the Texas College Work-Study Program, TEXAS Grant Program, Texas Educational Opportunity Grant Program-Public Community Colleges, Texas Educational Opportunity Grant Programs-Public State and Technical Colleges and the Tuition Equalization Grant Program. This threshold is applied to the program from which the funds are being transferred.
- 19. "College for Texans" Campaign License Plate.** The funds provided to the "College for Texans" Campaign are appropriated in accordance with Transportation Code §504.657 for the purposes of the College for Texans Campaign. All balances provided to the "College for Texans" Campaign License Plate from the License Plate Trust Fund, Account 0802, as of August 31, 2019, and all receipts received during the biennium beginning September 1, 2019, are appropriated to the Coordinating Board for the biennium beginning September 1, 2019, for the same purpose. Any balances on hand at the end of fiscal year 2020 are appropriated for fiscal year 2021 for the same purpose.
- 20. Boy Scout Scholarships.** The funds provided to the Boy Scout Scholarships are appropriated in accordance with Transportation Code §504.6545 to provide grants to benefit the Boy Scouts. All balances provided to the Boy Scout Scholarships from the License Plate Trust Fund Account 0802, as of August 31, 2019, and all receipts received during the biennium beginning September 1, 2019, are appropriated to the Coordinating Board for the biennium beginning September 1, 2019, for the same purpose. Any balances on hand at the end of fiscal year 2020 are appropriated for fiscal year 2021 for the same purpose.
- 21. Cotton Boll Scholarships.** The funds provided to the Cotton Boll Scholarships are appropriated in accordance with Transportation Code §504.636 for the purpose of providing scholarships to students who are pursuing a degree in an agricultural field related to the cotton industry while enrolled in an institution of higher education. All balances provided to the Cotton Boll Scholarships from the License Plate Trust Fund, Account 0802, as of August 31, 2019, and all receipts received during the biennium beginning September 1, 2019, are hereby appropriated to

HIGHER EDUCATION COORDINATING BOARD
(Continued)

the Coordinating Board for the biennium beginning September 1, 2019, for the same purpose. Any balances on hand at the end of fiscal year 2020 are appropriated for fiscal year 2021 for the same purpose.

- 22. Tobacco Funds-Baylor College of Medicine-Permanent Health Fund.** Included in the amounts appropriated to the Baylor College of Medicine in Strategy G.1.4, Tobacco-Permanent Health Fund, is an estimated appropriation based on the Baylor College of Medicine's allocation of amounts, under Section 63.003, Education Code, available for distribution out of the Permanent Health Fund for Higher Education, estimated to be \$1,914,193 in each year of the 2020-21 biennium. These funds are to be used for purposes specified in Education Code, §63.002 (c), (d), and (f).

Amounts available for distribution or investment returns in excess of the amounts listed above in Strategy G.1.4, Tobacco-Permanent Health Fund, are also appropriated. In the event that amounts available for distribution or investment returns are less than the amounts listed above in Strategy G.1.4, Tobacco-Permanent Health Fund, this Act may not be construed as appropriating funds to makeup the difference.

All balances of estimated appropriations from the institution's allocation from the amounts available for distribution out of the Permanent Health Fund for Higher Education, at the close of the fiscal year ending August 31, 2019, estimated to be \$0 (and included in the Method of Finance above) and the income to said fund during the fiscal year beginning September 1, 2019, are hereby appropriated. Any unexpended appropriations made above as of August 31, 2020, are appropriated for the same purposes in fiscal year 2021.

- 23. Texas College Work Study Program.** Because of the positive effect of work study programs on student participation and success, funds appropriated above to Strategy C.1.7, College Work Study Program, are intended to maximize the extent to which state funds appropriated for student grants that are awarded with criteria requiring a work study component.

- 24. Tobacco Funds - Baylor College of Medicine-Permanent Endowment Fund.** Included in the amounts appropriated to Baylor College of Medicine in Strategy G.1.3, Tobacco-Permanent Endowment is an estimated appropriation of amounts available for distribution or investment returns out of the Permanent Endowment Fund for the Baylor College of Medicine.

- a. Amounts available for distribution or investment returns in excess of the amounts estimated above are also appropriated. In the event that amounts available for distribution or investment returns are less than the amounts estimated above, this Act may not be construed as appropriating funds to makeup the difference.
- b. All balances of estimated appropriations from the Permanent Endowment Fund for the Baylor College of Medicine and all balances from the institution's allocation from the amounts available for distribution out of the Permanent Health Fund for Higher Education, at the close of the fiscal year ending August 31, 2019, estimated to be \$0 (and included in the Method of Finance above), and the income to said fund during the fiscal years beginning September 1, 2019, are appropriated. Any unexpended appropriations made above as of August 31, 2020, are appropriated for the same purposes for fiscal year 2021.

- 25. Annual Financial Aid Report.** The Coordinating Board shall present an annual report concerning student financial aid at Texas public and independent institutions of higher education. This report shall be provided to the Legislative Budget Board by November 1 of each calendar year.

- 26. Physician Education Loan Repayment Program Retention Rates.** The Texas Higher Education Coordinating Board shall report the results of a survey of physicians who have completed a Physician Education Loan Repayment Program application in which the physician agreed to practice in a health professional shortage area in exchange for a loan repayment award to determine rates of retention in those shortage areas and counties. The Texas Higher Education Coordinating Board shall report the results of the survey in its Annual Financial Aid Report of every even numbered year.

- 27. Texas Armed Services Scholarship Program.** Out of the funds appropriated above in Strategy C.1.10, Texas Armed Services Scholarship Program, any unexpended balances on hand on or after March 1 of each year shall be transferred to the TEXAS Grant Program and are hereby

HIGHER EDUCATION COORDINATING BOARD
(Continued)

appropriated for the purpose set forth in Strategy C.1.1. Any payments received on Texas Armed Services Scholarship Program loans are appropriated to Strategy A.1.2 for administration of the program.

- 28. Professional Nursing Shortage Reduction Program.** Appropriations for the Professional Nursing Shortage Reduction program total \$9,940,024 in fiscal year 2020 and \$9,940,024 in fiscal year 2021. These funds shall be allocated as follows:

The Texas Higher Education Coordinating Board (THECB) shall allocate the funds appropriated in their bill pattern in Strategy F.1.6, as follows:

- a. Up to 5 percent each year may be used for administrative expenses.
- b. \$3,288,999 in fiscal year 2020 and \$3,288,999 in fiscal year 2021 shall be distributed in an equitable manner to institutions with nursing programs, including institutions graduating their first nursing class, based on increases in numbers of nursing student graduating. The THECB shall apply a weight of 1.5 for increased graduates in nursing educator programs identified with a Classification of Instructional Program code of 51.3808 and 51.3817. The THECB shall allocate up to 50 percent in each fiscal year of the biennium and any unexpended amounts to community colleges.
- c. \$4,530,025 in fiscal year 2020 and \$4,530,025 in fiscal year 2021 shall be distributed at a rate of \$10,000 per year for each additional nursing student enrolled in a professional nursing program to institutions with professional nursing programs based on the following criteria: (1) a graduation rate of 70 percent or above as reflected in the final 2018 graduation rates reported by the THECB and (2) an increase in new enrollees for fiscal year 2020 and in fiscal year 2021 of the first-year enrollments for the 2017-18 academic year as reported by the institutions to the Texas Center for Nursing Workforce Studies. The percentage increase required each year of the biennium shall be determined by the Higher Education Coordinating Board in consultation with eligible nursing programs. The methodology for determining the required percentage increase may allow for the required increase to vary by institution and account for the reallocation of unearned funds.
- d. \$2,121,000 in fiscal year 2020 and \$2,121,000 in fiscal year 2021 to (1) professional nursing programs with nursing graduation rates below 70 percent as reflected in the final 2018 graduation rates reported by the THECB, (2) hospital-based diploma programs, or (3) new professional nursing programs whose graduation rates which have not been determined by the THECB. From funds available for that purpose, institutions shall receive \$20,000 for each additional initial RN graduate in two year programs and \$10,000 for each additional graduate in one-year programs. If sufficient funds are not available to provide this allocation, the THECB shall distribute the funds on a pro rata basis equally among the nursing programs participating. THECB shall develop an application process for institutions willing to increase the number of nursing graduates. The application shall indicate the number of nursing graduates for initial licensure the institution will produce; indicate the number of payments and payment schedule; identify benchmarks an institution must meet to receive payment; and specify the consequences of failing to meet the benchmarks.
- e. For THECB expenditure purposes, any funds not expended in fiscal year 2020 may be expended in fiscal year 2021 for the same purposes. If an institution does not meet targets for purposes of subsections b, c, and d, the institution shall return these unearned funds to the THECB by the date specified by THECB rule. The THECB shall reallocate these funds to other qualified programs. All institutions receiving funds shall submit to the THECB a detailed accounting of funds received, obligated or expended.
- f. If the funds appropriated under Paragraphs b, c, or d exceed the funds that can be expended in accordance with the requirements of that paragraph, THECB may expend the excess funds for any purpose described in Paragraphs b, c, or d. The THECB may not include nonresident students who are enrolled in online professional nursing programs while residing outside of the state in methodologies used to calculate program awards described in Paragraphs b, c, or d.
- g. Using funds under (a), the Higher Education Coordinating Board shall study the effectiveness of the Professional Nursing Shortage Reduction Program in addressing the shortage of professional nurses in the state. This study shall be conducted in coordination with a work group convened by the THECB and composed of representatives from the state

HIGHER EDUCATION COORDINATING BOARD
(Continued)

nursing association, Texas Board of Nursing, Department of State Health Services Center for Nursing Workforce Studies, nursing deans and directors from public and private institutions of higher education in the state (or individuals that serve in similar roles) and other stakeholders as appropriate. In conducting this study, the Coordinating Board shall examine the structure and efficiency of the program, as well as other state funding strategies to address the nursing shortage. The Coordinating Board shall report the results of this study as well as any recommendations to improve the state's efforts to address the nursing shortage to the Legislature by November 1, 2020. THECB may reimburse work group travel expenses pursuant to Article IX, Section 5.08.

- 29. Physician Education Loan Repayment Program.** The funds provided to Strategy F.1.7, Physician Education Loan Repayment Program, are appropriated in accordance with Education Code §§ 61.531 - 61.539 for repayment of eligible student loans received by a physician who meets the stipulated requirements. Any balances on hand at the end of fiscal year 2020 may be carried over to fiscal year 2021 for the same purpose.
- 30. Family Practice Rural and Public Health Rotations.** Funds appropriated above for Family Practice Residency Programs, include up to \$119,955 in fiscal year 2020 and \$119,955 in fiscal year 2021 for one month rural rotations or one month public health rotations for family practice residents in accordance with the provision of Education Code §51.918.
- 31. Teach for Texas Loan Repayment Assistance Program.**
- a. Of the funds appropriated above in Strategy E.1.2, Teach for Texas Loan Repayment Program, any unexpended balances on hand at the end of fiscal year 2020 are appropriated for the same purposes in fiscal year 2021.
 - b. Any payments received from students are hereby appropriated for the same purposes as the original Teach for Texas Loan Repayment Assistance Program.
- 32. Developmental Education.** Funds appropriated above in Strategy D.1.2, Developmental Education Program, \$1,225,000 in General Revenue for fiscal year 2020 and \$1,225,000 in General Revenue for fiscal year 2021 shall be used to continued scaling effective strategies that promote systemic reforms, to improve student outcomes and provide professional development opportunities for faculty and staff focused on improving advising, acceleration strategies and completion of underprepared students. Out of funds appropriated to this strategy, the Higher Education Coordinating Board will collaborate with Texas public institutions of higher education, to scale effective interventions such as corequisite models, non-course competency based interventions, emporium/modular models, tutoring and supplemental instruction. Out of funds appropriated to this strategy, the Higher Education Coordinating Board will analyze and compare information collected annually from all Texas public institutions on the annual Developmental Education Program Survey and other Texas Success Initiative (TSI) data to determine the most effective and efficient interventions and submit a report to the Governor, Lieutenant Governor, Speaker of the House, the Chair of the Senate Finance Committee, the Chair of House Appropriations, Senate Committee on Higher Education and House Committee on Higher Education before January 1, 2021. Any balances remaining as of August 31, 2020, are hereby appropriated for the same purpose for the fiscal year beginning September 1, 2020.
- 33. Toward EXcellence, Access and Success (TEXAS) Grant Program.** For all funds appropriated in Strategy C.1.1, TEXAS Grant Program, and funds transferred into the TEXAS Grant Program, any unexpended balances on hand at the end of fiscal year 2020 are hereby appropriated for the same purposes in fiscal year 2021.

Any amounts received by the Higher Education Coordinating Board as donations under Texas Education Code §56.310 during the biennium beginning September 1, 2019, are hereby appropriated for the purpose of awarding TEXAS Grants during the biennium beginning September 1, 2019.

Any amounts transferred to the Higher Education Coordinating Board by the Comptroller of Public Accounts in accordance with Texas Property Code §72.1016(e) which provides that five percent of the money collected from stored value cards presumed to be abandoned are to be used as grants under Subchapter M. Education Code Chapter 56, are hereby appropriated for the biennium beginning September 1, 2019, for the purpose of awarding TEXAS Grants during the biennium beginning September 1, 2019.

HIGHER EDUCATION COORDINATING BOARD
(Continued)

- 34. B-On-Time Program-Public.** Funds appropriated above in Strategy C.1.2, B-On-Time Program-Public, are for renewal awards. Effective September 1, 2020, any payments received on B-On-Time loans shall be deposited to the General Revenue Fund and are hereby appropriated to Strategy A.1.2 for the administration of the loan program.
- 35. Texas Educational Opportunity Grant (TEOG) Program-Public Community Colleges.** Out of the funds appropriated above in Strategy C.1.5, Texas Educational Opportunity Grant Public Community Colleges, the Higher Education Coordinating Board shall distribute funding to Public Community Colleges for the Texas Educational Opportunity Grant Program. For all funds appropriated above in Strategy C.1.5, Texas Educational Opportunity Grant Public Community Colleges, and funds transferred into the Texas Educational Opportunity Grant Program Public Community Colleges, any unexpended balances on hand at the end of fiscal year 2020 may be carried over to fiscal year 2021 for the same purpose.
- 36. Texas Educational Opportunity Grant (TEOG) Program-Public State and Technical Colleges.** Out of the funds appropriated above in Strategy C.1.6, Texas Educational Opportunity Grant Public State and Technical Colleges, the Higher Education Coordinating Board shall distribute funding to Public State and Technical Colleges for the Texas Educational Opportunity Grant Program. For all funds appropriated above in Strategy C.1.6, Texas Educational Opportunity Grant-Public State and Technical Colleges, and funds transferred into the Texas Educational Opportunity Grant Program Public State and Technical Colleges, any unexpended balances on hand at the end of fiscal year 2020 may be carried over to fiscal year 2021 for the same purpose.
- 37. College Work-Study (CWS) Program.** For all funds appropriated above in Strategy C.1.7, College Work Study (CWS) Program and funds transferred into the CWS Grant Program, any unexpended balances on hand at the end of fiscal year 2020 may be carried over to fiscal year 2021 for the same purpose.
- 38. Full-Time Equivalents Funded by Private Grants.** Consistent with the provisions in Article IX, §6.10, the Texas Higher Education Coordinating Board may exceed the limitation on the number of full-time equivalent employees (FTEs) indicated above only by the number of FTEs whose salaries, benefits, and other expenses related to employment are through private grant funds.
- 39. Graduate Medical Education Expansion.** Out of funds appropriated above in Strategy F.1.3, Graduate Medical Education Expansion, the Higher Education Coordinating Board shall allocate funds as follows:
- a. \$250,000 in fiscal year 2020 and \$250,000 in fiscal year 2021 in Strategy F.1.3, Graduate Medical Education Expansion, shall be used to award one-time graduate medical education planning and partnership grants to hospitals, medical schools, and community-based ambulatory patient care centers to develop new graduate medical education programs.
 - b. \$61,212,500 in fiscal year 2020 and \$61,212,500 in fiscal year 2021 in Strategy F.1.3, Graduate Medical Education Expansion, shall be used to enable new or existing GME programs to increase the number of first year residency positions and provide support to these positions through the biennium. The minimum per resident award amount is \$75,000.
 - c. \$4,950,000 in fiscal year 2020 and \$4,950,000 in fiscal year 2021 in Strategy F.1.3, Graduate Medical Education Expansion, shall be used to award grants to graduate medical education programs to enable those programs that received a grant award in fiscal years 2014 and 2015 to fill first year residency positions that are unfilled as of July 1, 2013.
 - d. \$12,187,500 in fiscal year 2020 and \$12,187,500 in fiscal year 2021 in Strategy F.1.3, Graduate Medical Education Expansion, shall be used to award grants to graduate medical education programs that received a grant award for the New and Expanded Graduate Medical Education Program in fiscal year 2015.

Any unexpended balances on hand at the end of fiscal year 2020 are hereby appropriated for the same purpose for fiscal year 2021.

Notwithstanding Article IX, Section 14.01 of this Act any funds identified above that remain unexpended and unobligated after the purposes stated in this rider have been reasonably addressed, may be transferred to the other programs identified by this rider.

HIGHER EDUCATION COORDINATING BOARD
(Continued)

- 40. Nursing Faculty Loan Repayment Assistance Program.** The funds provided to the Nursing Faculty Loan Repayment Program are appropriated in accordance with Education Code §§ 61.9821 - 61.9828 for repayment of eligible student loans received by qualified nurses who meet the stipulated requirements. Any balances on hand at the end of fiscal year 2020 may be carried over to fiscal year 2021 for the same purpose. In accordance with Texas Education Code Chapter 61, Subchapter II, §61.9826 which provides for the allocation of funds from the Physician Education Loan Repayment Program Fund (Account 5144) for the Nursing Faculty Loan Repayment Assistance Program, any reallocated funds are hereby appropriated for loan repayment assistance to qualifying nursing faculty.
- 41. Mathways Project.** Out of funds appropriated above in Strategy D.1.2, Developmental Education Program, \$100,000 in General Revenue for fiscal year 2020 and \$100,000 in General Revenue for fiscal year 2021 shall be transferred to The University of Texas at Austin for the purpose of implementing the New Mathways Project.
- 42. Family Practice Residency Program.** All unexpended balances for Strategy F.1.1, Family Practice Residency Program at the end of fiscal year 2020 may be carried over to fiscal year 2021 for the same purpose.
- 43. Trauma Fellowships.** Appropriations above to the Higher Education Coordinating Board in Strategy F.1.4, Trauma Care Program, include \$2,061,250 in fiscal year 2020 and \$2,061,250 in fiscal year 2021 from General Revenue. This program provides funds for the expansion of physician and nursing trauma fellowships per Education Code, Chapter 61, Article 9, Subchapter HH, Texas Emergency and Trauma Care Educational Partnership Program. Any unexpended balance for Strategy F.1.4, Trauma Care Program, at the end of fiscal year 2020 may be carried over to fiscal year 2021 for the same purpose.
- 44. B-On-Time Program-Private.** Funds appropriated above in Strategy C.1.3, B-On-Time Program-Private, are for renewal awards only. Any unexpended balances on hand at the end of fiscal year 2020 may be carried over to fiscal year 2021 for the same purpose. Any payments received on B-On-Time loans are appropriated to Strategy A.1.2 for the administration of the loan program. All renewal awards for B-On-Time loans to students who first received a B-On-Time loan for a semester or other academic term before the 2014 fall semester and who are enrolled at public two-year community colleges will be funded from B-On-Time General Revenue funds appropriated above.
- Any unexpended balance remaining in the account before each fiscal year end, shall be transferred to the Tuition Equalization Grant Program and are hereby appropriated for the same purpose set forth in Strategy C.1.4.
- 45. Texas Research Incentive Program.** Funds appropriated above in Strategy I.1.1, Texas Research Incentive Program, shall be distributed in accordance with Education Code, Sections 62.121-62.124.
- 46. Educational Aide Program.** The Coordinating Board is directed to pursue additional funds, in addition to funds appropriated in Strategy C.1.9, Educational Aide Program, for this program from the U.S. Department of Education "Transition to Teaching" grant program and from foundations interested in promoting education and training for current school employees pursuing teacher certification. For all funds appropriated in Strategy C.1.9, Educational Aide Program, any unexpended balances on hand at the end of fiscal year 2020 are hereby appropriated for the same purposes in fiscal year 2021. The Higher Education Coordinating Board is directed to prioritize the distribution of funds appropriated above in Strategy C.1.9, Educational Aid Program, to institutions providing a match of at least 10 percent for each exemption awarded.
- 47. Advise TX.** The Higher Education Coordinating Board may solicit and accept gifts for additional support for the Advise TX College Advising Corps. Any unexpended balances on hand at the end of fiscal year 2020 may be carried over to fiscal year 2021 for the same purpose.
- 48. Autism Grant Program.** Out of funds appropriated above to Strategy I.1.2, the Texas Higher Education Coordinating Board (THECB) shall distribute to autism research centers at public and private institutions of higher education that currently provide evidence-based behavioral services and training, in the amounts and for the purposes as follows:

HIGHER EDUCATION COORDINATING BOARD
(Continued)

- a. Parent-directed Treatment: \$2,250,000 per fiscal year to serve 750 children per year;
- b. Board-certified Behavioral Analyst (BCBA) Training for Teachers/Paraprofessionals: \$950,000 per fiscal year to serve 2,547 children per year. The research centers may contract with educational service centers to provide this training;
- c. Research, development and evaluation of innovative autism treatment models: \$700,000 per fiscal year; and
- d. Administrative support of the programs in subsections a through c: \$150,000 per fiscal year may be expended by the Higher Education Coordinating Board.
- e. If funds appropriated under Paragraphs a, b, or c exceed the funds that can be expended in accordance with the requirements of that paragraph, the Higher Education Coordinating Board may expend the excess funds for any purpose described in Paragraphs a, b, or c.
- f. Any unexpended balances on hand at the end of fiscal year 2020 are hereby appropriated for the same purpose for fiscal year 2021.

THECB shall gather data on the above programs from each institution's autism research center and submit an annual report on the effectiveness of each program, including the number of children served, the number of parents and/or teachers/paraprofessionals trained, and the results of the research on innovative treatment models. The report shall be submitted no later than September 1 of each year, to the Legislative Budget Board, Office of the Governor, the Chair of the House Appropriations Committee, Chair of the Senate Finance Committee, Speaker of the House, and Lieutenant Governor.

49. Permanent Fund Supporting Graduate Medical Education. The proceeds of the Permanent Fund Supporting Graduate Medical Education available for allocation are appropriated in Strategy F.1.3, Graduate Medical Education Expansion, at the Texas Higher Education Coordinating Board in Other Funds for each year of the biennium ending August 31, 2021, for the purpose of supporting Graduate Medical Education.

50. Math and Science Scholar's Loan Repayment Program. The funds provided to Strategy E.1.3, Math and Science Scholar's Loan Repayment Program, are appropriated in accordance with Education Code §§ 61.9831-61.9841, in order to assist Texas Teachers in repaying higher education loan debt if they choose to teach math or science in a school district identified as a Title I school. Any balances on hand at the end of fiscal year 2020 may be carried over to fiscal year 2021 for the same purpose.

Any unexpended balances on hand at the end of the fiscal year may be transferred to Strategy E.1.2, Teach for Texas Loan Repayment Program and are appropriated for the same purpose.

51. Advise TX Reporting Requirement. Out of funds appropriated above, the Higher Education Coordinating Board shall report information regarding the effectiveness of the Advise TX program to the Legislative Budget Board and Governor's Office by October 1st of each year.

52. Program to Encourage Certification to Teach Bilingual Education, English as a Second Language, or Spanish. Out of the funds appropriated above in Strategy E.1.5, Bilingual Education Program, the Coordinating Board shall allocate in equal amounts to the University of North Texas, University of North Texas at Dallas, Texas Woman's University, The University of Texas at Dallas, The University of Texas Arlington, Texas A&M Commerce and DFW Tech Teach, in consultation with Texas Tech University, to be used for grants to provide financial incentives in the form of tuition assistance, to encourage students who enroll in an educator preparation program at the university to become certified to teach bilingual education, English as a Second Language, or Spanish in school districts with high critical needs. Any balances on hand at the end of fiscal year 2020 may be carried over to fiscal year 2021 for the same purpose.

The program shall make awards to qualified students admitted to the Teacher Education Program in Bilingual Education or other comparable programs for teacher education in English as a second language or Spanish. Qualified students must: 1) have demonstrated financial need, as determined by the completion of a Free Application for Federal Student Aid form and the institution's financial aid office; 2) Successfully pass the State Board for Educator Certification Bilingual

HIGHER EDUCATION COORDINATING BOARD
(Continued)

Target Language Proficiency Test; and 3) Maintain a minimum cumulative 3.0 GPA. The program shall submit a report not later than January 1, 2021, to the Texas Higher Education Coordinating Board detailing annual information on the following performance measures:

- a. Student graduation rates from the program;
- b. Passage rates for the Texas Examination of Education Standards Bilingual Education Supplemental exam and/or the English as a Second Language Supplemental exam; and Graduate employment data at Texas public school districts.

53. Fields of Study. Any unexpended balances for Strategy A.1.8, Fields of Study, at the end of fiscal year 2020 are hereby appropriated for the same purpose for fiscal year 2021.

54. Northeast Texas Initiative. Out of funds appropriated above in Strategy E.1.4, Northeast Texas Initiative, \$1,250,000 in General Revenue for each fiscal year shall be used to contract with The University of Texas Health Science Center at Tyler to be used for the Northeast Texas Initiative.

55. Open Educational Resources. Out of funds appropriated above to Strategy C.1.11, Open Educational Resources, \$106,025 in General Revenue in fiscal year 2020 and \$106,024 in General Revenue in fiscal year 2021 shall be used for grants under the Open Educational Resources Grant Program enacted by Senate Bill 810, Eighty-fifth Legislature, 2017. Additionally, up to \$160,000 in General Revenue in fiscal year 2020 and up to \$90,000 in General Revenue in fiscal year 2021 shall be used for the creation, maintenance and support of an Open Educational Resources Repository.

Out of funds appropriated above, the Higher Education Coordinating Board shall report information regarding the effectiveness of the Open Educational Resources Grant program to the Legislative Budget Board and Governor's Office by October 1st of each year.

Any unexpended balances at the end of fiscal year 2020, are appropriated for the same purpose for the fiscal year 2021.

56. Mental Health Loan Repayment Program. All unexpended balances for Strategy F.1.8, Mental Health Loan Repayment Program, at the end of fiscal year 2020 may be carried over to fiscal year 2021 for the same purpose.

57. Preceptorship Program. All unexpended balances for Strategy F.1.2, Preceptorship Program, at the end of fiscal year 2020 may be carried over to fiscal year 2021 for the same purpose.

58. Contingency for Senate Bill 11. Contingent on enactment of Senate Bill 11, or similar legislation creating the Texas Child Mental Health Care Consortium, by the Eighty-sixth Legislature, Regular Session, Subsections (a) to (h) shall take effect.

(a) **Consortium.** The Texas Child Mental Health Care Consortium (TCMHCC) is composed of:

- (1) the following health-related institutions of higher education: (A) Baylor College of Medicine; (B) The Texas A&M University System Health Science Center; (C) Texas Tech University Health Sciences Center; (D) Texas Tech University Health Sciences Center at El Paso; (E) University of North Texas Health Science Center at Fort Worth; (F) the Dell Medical School at The University of Texas at Austin; (G) The University of Texas M.D. Anderson Cancer Center; (H) The University of Texas Medical Branch at Galveston; (I) The University of Texas Health Science Center at Houston; (J) The University of Texas Health Science Center at San Antonio; (K) The University of Texas Rio Grande Valley School of Medicine; (L) The University of Texas Health Science Center at Tyler; and (M) The University of Texas Southwestern Medical Center;
- (2) the Health and Human Services Commission;
- (3) the Texas Higher Education Coordinating Board (THECB);
- (4) a representative of a hospital system in this state, designated by a majority of the members described by Subdivision (1);

HIGHER EDUCATION COORDINATING BOARD
(Continued)

- (5) three nonprofit organizations designated by a majority of the members described by Subdivision (1); and
 - (6) any other entity that the members described by Subdivision (1) considers necessary.
- (b) **Appropriation.** Included in the amounts appropriated above in Strategy F.1.10, Child Mental Health Care Consortium, is \$49.5 million in General Revenue in fiscal year 2020 and \$49.5 million in General Revenue in fiscal year 2021 to implement the provisions of this rider.
- (c) **Mental Health Initiatives.** The following mental health initiatives shall be implemented:
- (1) **Child Psychiatry Access Network (CPAN).** Out of funds referenced in Subsection (b) of this rider, THECB shall transfer funds in accordance with the plan described in Subsection (e) for the creation of a network of child psychiatry access centers that will provide consultation services and training opportunities for pediatricians and primary care providers to better care for children and youth with behavioral health needs.
 - (2) **Texas Child Health Access Through Telemedicine (TCHAT).** Out of funds referenced in Subsection (b) of this rider, THECB shall transfer funds in accordance with the plan described in Subsection (e) for the establishment or expansion of telemedicine or telehealth programs for identifying and assessing behavioral health needs and providing access to mental health care services. The plan described in Subsection (e) must prioritize the behavioral health needs of at-risk children and adolescents and maximize the number of school districts served in diverse regions of the state.
 - (3) **Community Psychiatry Workforce Expansion.** Out of funds referenced in Subsection (b) of this rider, THECB shall transfer funds in accordance with the plan described in Subsection (e) to fund community psychiatric workforce expansion projects. The plan described in Subsection (e) must require each project to fund one full-time psychiatrist to serve as academic medical director at a facility operated by a community mental health provider and two new resident rotation positions at the facility.
 - (4) **Child and Adolescent Psychiatry Fellowships.** Out of funds referenced in Subsection (b) of this rider, THECB shall transfer funds in accordance with the plan described in Subsection (e) to fund additional child and adolescent psychiatry fellowship positions at health-related institutions.
- (d) **Administration and Oversight.** Not later than September 15, 2019, out of funds referenced in Subsection (b) of this rider, THECB shall execute interagency and other contracts to transfer \$1 million in fiscal year 2020 and \$500,000 in fiscal year 2021 to an institution of higher education designated by the TCMHCC, including development of the plan described in Subsection (e) and oversight and evaluation of the initiatives outlined in the bill. THECB may employ, using existing resources, one additional FTE in each fiscal year of the 2020-21 biennium to oversee the transfer.
- (e) **Plan.** THECB shall not expend any funds directed by this rider without the prior approval of the Legislative Budget Board. TCMHCC shall develop a plan to implement the initiatives described in Subsections (c)(1) to (c)(4), including performance targets and timelines, and to promote and coordinate mental health research across state university systems in accordance with the statewide behavioral health strategic plan, and submit the plan to the Legislative Budget Board by November 30, 2019. The plan shall be considered approved, and the funds referenced in Subsection (b) of this rider may be expended, unless the Legislative Budget Board issues a written disapproval within 30 business days of the date the plan is submitted. THECB shall transfer appropriations for the initiatives, in accordance with the plan, through interagency and other contracts.
- (f) **Transfers.** At the direction of the TCMHCC, THECB may transfer amounts referenced in Subsection (b) of this rider.
- (g) **LBB Notification to Comptroller.** Notwithstanding the appropriation authority referenced in Subsection (b) of this rider, the Comptroller of Public Accounts shall not allow the expenditure of funds referenced in Subsection (b), if these funds are identified in Article IX, Section 10.04, Statewide Behavioral Health Strategic Plan and Coordinated Expenditures,

HIGHER EDUCATION COORDINATING BOARD
(Continued)

and if the Legislative Budget Board provides notification to the Comptroller that the agency or institution's planned expenditure of the funds in fiscal year 2020 or fiscal year 2021 does not satisfy the requirements of Article IX, Section 10.04 of this Act.

- (h) **Unexpended Balances.** Any unexpended balances remaining as of August 31, 2020, are appropriated for the same purpose in the fiscal year beginning September 1, 2020.

- 59. TSIA Enhancement and Success.** Funds appropriated above to Strategy D.1.7, TSIA Enhancement and Success, shall be used to establish a new online system for students to retrieve and send test results. Any unexpended balances as of August 31, 2020, are hereby appropriated for the same purpose for the fiscal year beginning September 1, 2020.

HIGHER EDUCATION FUND

	For the Years Ending	
	August 31, 2020	August 31, 2021
Method of Financing:		
General Revenue Fund	\$ 393,750,000	\$ 393,750,000
Total, Method of Financing	<u>\$ 393,750,000</u>	<u>\$ 393,750,000</u>
 This bill pattern represents an estimated 100% of this agency's estimated total available funds for the biennium.		
Items of Appropriation:		
A. Goal: HIGHER EDUCATION FUND		
A.1.1. Strategy: HIGHER EDUCATION FUND	\$ 393,750,000	\$ 393,750,000
Grand Total, HIGHER EDUCATION FUND	<u>\$ 393,750,000</u>	<u>\$ 393,750,000</u>
Object-of-Expense Informational Listing:		
Capital Expenditures	\$ 393,750,000	\$ 393,750,000
Total, Object-of-Expense Informational Listing	<u>\$ 393,750,000</u>	<u>\$ 393,750,000</u>

- 1. Unexpended Balances.** Any unexpended balances as of August 31, 2019, in the General Revenue Fund pursuant to the provision of Article VII, §17(a) of the Texas Constitution, are appropriated to the respective institutions for the biennium beginning September 1, 2019, for the same purposes.

THE UNIVERSITY OF TEXAS SYSTEM ADMINISTRATION

	For the Years Ending	
	August 31, 2020	August 31, 2021
Method of Financing:		
General Revenue Fund	\$ 8,820,703	\$ 8,166,643
Permanent Endowment Fund Account No. 822, UT Regional Academic Health Center, estimated	\$ 1,256,000	\$ 1,256,000
Total, Method of Financing	<u>\$ 10,076,703</u>	<u>\$ 9,422,643</u>
Items of Appropriation:		
1. Educational and General State Support	\$ 10,076,703	\$ 9,422,643
Grand Total, THE UNIVERSITY OF TEXAS SYSTEM ADMINISTRATION	<u>\$ 10,076,703</u>	<u>\$ 9,422,643</u>

This bill pattern represents an estimated 1.2% of this agency's estimated total available funds for the biennium.

THE UNIVERSITY OF TEXAS SYSTEM ADMINISTRATION
(Continued)

**Number of Full-Time-Equivalents (FTE)-
Appropriated Funds**

368.5 368.5

1. Informational Listing of Appropriated Funds. The appropriations made above for Educational and General State Support are subject to the special and general provisions of this Act and include the following amounts for the purposes indicated.

A. Goal: INFRASTRUCTURE SUPPORT

Provide Infrastructure Support.

A.1.1. Strategy: DEBT SERVICE - NSERB	\$ 4,905,450	\$ 4,251,390
Debt Service for the Natural Science and Engr. Building at UT - Dallas.		

B. Goal: TOBACCO FUNDS

B.1.1. Strategy: TOBACCO EARNINGS - RAHC	\$ 1,256,000	\$ 1,256,000
Tobacco Earnings for the Lower Rio Grande Valley RAHC.		

C. Goal: HEALTH PROGRAMS

Trusted Funds for Health Programs.

C.1.1. Strategy: HEART INST - ADULT STEM CELL PGM	\$ 1,665,253	\$ 1,665,253
Heart Institute - Adult Stem Cell Program.		

C.1.2. Strategy: STROKE CLINICAL RESEARCH	<u>2,250,000</u>	<u>2,250,000</u>
--	------------------	------------------

Total, Goal C: HEALTH PROGRAMS	<u>\$ 3,915,253</u>	<u>\$ 3,915,253</u>
---------------------------------------	---------------------	---------------------

Grand Total, THE UNIVERSITY OF TEXAS SYSTEM ADMINISTRATION	<u>\$ 10,076,703</u>	<u>\$ 9,422,643</u>
---	----------------------	---------------------

Object-of-Expense Informational Listing:

Debt Service	\$ 4,905,450	\$ 4,251,390
Other Operating Expense	2,921,253	2,921,253
Grants	<u>2,250,000</u>	<u>2,250,000</u>

Total, Object-of-Expense Informational Listing	<u>\$ 10,076,703</u>	<u>\$ 9,422,643</u>
---	----------------------	---------------------

**Estimated Allocations for Employee Benefits and Debt
Service Appropriations Made Elsewhere in this Act:**

Employee Benefits

Social Security	\$ 2,909,295	\$ 2,968,062
-----------------	--------------	--------------

Total, Estimated Allocations for Employee Benefits and Debt Service Appropriations Made Elsewhere in this Act	<u>\$ 2,909,295</u>	<u>\$ 2,968,062</u>
--	---------------------	---------------------

2. Aircraft Authorized. The University of Texas System is authorized to acquire, operate and maintain, including replacing, one passenger airplane. Such airplane should be acquired by gift, if possible, but may be acquired by purchase subject to the authority under Government Code, Chapter 2205. All costs of acquisition, operation and maintenance, including replacement, may be paid out of the Available University Fund allocable to The University of Texas System. The University of Texas System is also authorized to lease on a short-term basis additional aircraft as may be needed from time to time.

3. Estimated Appropriation and Unexpended Balance.

- a. Included in the amounts appropriated above are estimated appropriations of amounts available for distribution or investment returns out of the Permanent Endowment Fund for the Lower Rio Grande Valley Regional Academic Health Center.
- b. Amounts available for distribution or investment returns in excess of the amounts estimated above are also appropriated. In the event that amounts available for distribution or investment returns are less than the amounts estimated above, this Act may not be construed as appropriating funds to make up the difference.
- c. All balances of estimated appropriations from the Permanent Endowment Fund for the Lower Rio Grande Valley Regional Academic Health Center, except for any General Revenue, at the close of the fiscal year ending August 31, 2019, and the income to said fund during the fiscal years beginning September 1, 2019, are hereby appropriated to The

THE UNIVERSITY OF TEXAS SYSTEM ADMINISTRATION
(Continued)

University of Texas System Administration and to any University of Texas institutions to which funds may be transferred by The University of Texas System Administration. Any unexpended appropriations made above as of August 31, 2020, are hereby appropriated for the same purposes for fiscal year 2021 to The University of Texas System Administration and to any University of Texas institutions to which funds may have been transferred by The University of Texas System Administration.

4. Reporting Requirement for Capital Projects for the University of Texas System

Administration. By December 1 of each year, The University of Texas System shall submit a report to the Legislative Budget Board for the prior fiscal year that includes information on all capital construction projects paid for with funds appropriated by this Act, having a cost in excess of \$1,000,000 and having the purpose of directly supporting the administration and operation of The University of Texas System Administration or the Board of Regents of The University of Texas System. The report must include at a minimum for each capital project: (1) the purpose of the project; (2) the total cost of the project; (3) the source of funding for the project; (4) the savings achieved by the project; and (5) any other information requested by the Legislative Budget Board.

5. Stroke Clinical Research. Out of the funds appropriated above to The University of Texas System in Strategy C.1.2, Stroke Clinical Research, \$4,500,000 in General Revenue over the biennium at The University of Texas System is for the administration of the statewide stroke clinical research network, Stroke System of Care Coordination (Lone Star Stroke). Any unexpended balances as of August 31, 2020, are hereby appropriated for the same purpose for the fiscal year beginning September 1, 2020.

AVAILABLE UNIVERSITY FUND

	For the Years Ending	
	August 31, 2020	August 31, 2021
Method of Financing:		
Available University Fund No. 011, estimated	\$ 1,167,638,000	\$ 1,217,095,000
Total, Method of Financing	\$ 1,167,638,000	\$ 1,217,095,000
 This bill pattern represents an estimated 100% of this agency's estimated total available funds for the biennium.		
Items of Appropriation:		
A. Goal: MANAGE/ADMINISTER ENDOWMENT FUNDS		
Provide Management and Administrative Support for Endowment Funds.		
A.1.1. Strategy: TEXAS A&M UNIV SYSTEM ALLOCATION	\$ 383,474,667	\$ 399,923,000
Texas A&M Univ. System Available Univ. Fund Allocation, estimated.		
A.1.2. Strategy: THE UNIV OF TEXAS SYSTEM ALLOCATION	784,163,333	817,172,000
The Univ. of Texas System Available Univ. Fund Allocation, estimated.		
Total, Goal A: MANAGE/ADMINISTER ENDOWMENT FUNDS	\$ 1,167,638,000	\$ 1,217,095,000
Grand Total, AVAILABLE UNIVERSITY FUND	\$ 1,167,638,000	\$ 1,217,095,000
 Object-of-Expense Informational Listing:		
Other Operating Expense	\$ 1,167,638,000	\$ 1,217,095,000
Total, Object-of-Expense Informational Listing	\$ 1,167,638,000	\$ 1,217,095,000

1. Performance Measure Targets. The following is a listing of the key performance target levels for the Available University Fund. It is the intent of the Legislature that appropriations made by this Act be utilized in the most efficient and effective manner possible to achieve the intended mission of the Available University Fund. In order to achieve the objectives and service

AVAILABLE UNIVERSITY FUND
(Continued)

standards established by this Act, the Available University Fund shall make every effort to attain the following designated key performance target levels associated with each item of appropriation.

	<u>2020</u>	<u>2021</u>
A. Goal: MANAGE/ADMINISTER ENDOWMENT FUNDS		
Outcome (Results/Impact):		
Permanent University Fund (PUF) Investment Expense as Basis		
Points of Net Assets	27.6	27.6

2. **Texas A&M University System Share.** There is appropriated to the Texas A&M University System for the biennium ending August 31, 2021, that portion of the Available University Fund No. 011 apportioned to it by Article VII, §18(f) of the Texas Constitution, except the part of that portion appropriated by §18 for the payment of principal and interest on bonds or notes issued by the Board of Regents of the Texas A&M University System, together with interest and any balance in the Texas A&M University Available Fund No. 011 for any previous fiscal year. The Texas A&M University System is authorized to use a portion of its share of the Available University Fund No. 011 for the matching of private grants for the endowment of scholarships, fellowships, library support, and academic positions at Texas A&M University and Prairie View A&M University.
3. **The University of Texas System Share.** There is appropriated for the biennium ending August 31, 2021, that portion of the Available University Fund No. 011 apportioned to The University of Texas System by Article VII, §18(f) of the Texas Constitution, together with interest and any balance in the Available University Fund No. 011 for any previous years, except that portion appropriated by §18 for the payment of principal and interest on bonds or notes issued by the Board of Regents of The University of Texas System. This appropriation and any amounts derived from refinancing and/or early retirement of debt or other obligations derived from funds from the Permanent University Fund and/or Available University Fund may only be used for:
 - a. new construction, major repairs and rehabilitation, equipment, maintenance, operation, salaries, endowments, and support, including the matching of private grants for the endowment of scholarships, fellowships, library support, and academic positions for The University of Texas at Austin; and
 - b. necessary direct administration operations of The University of Texas System Administration and for necessary expenses to provide administrative support for Board operations.

The University of Texas System is prohibited from using Available University Fund appropriations for Board travel, food, and the Board's meeting expenses. This prohibition does not include functions of the Board that are statutorily required, or reimbursements for the student regent. The University of Texas System Administration and Board of Regents must use Available University Fund appropriations for the purposes consistent with Article VII, Section 18(f) of the Texas Constitution and are prohibited from using Available University Fund appropriations not expressly authorized above.

4. **Transfer Authorization.** The University of Texas System shall transfer from the Available University Fund No. 011 into the Texas A&M University Available Fund No. 047 the respective portion required by Article VII, §18(f) of the Texas Constitution.

5. Reporting.

- a. The University of Texas System Board of Regents and the Texas A&M University System Board of Regents shall report to the Legislature and the Governor no later than December 1 of each year the uses of the Available University Fund (AUF) for each system component and for the system office operations for the two previous fiscal years, the current fiscal year, and two future fiscal years (projected). Each report shall contain detailed information on the following:
 - (1) debt service allocations, by component;
 - (2) bond proceeds allocations, by component;
 - (3) excellence allocations, by component or system office, and their purposes;

AVAILABLE UNIVERSITY FUND
(Continued)

- (4) Available University Fund income, interest, beginning-and-end-of-year balances; and
 - (5) the rationale used by the respective boards to distribute AUF funds.
- b. In addition, by December 1 of each year, authorized managers of permanent funds and endowments whose earnings are appropriated above shall submit an annual financial report which shall include, at a minimum, an income statement and balance sheet and a summary of the investment return of the fund during the preceding fiscal year. The annual financial report shall also contain:
- (1) a summary of all gains, losses and income from investments and an itemized list of all securities held for the fund on August 31;
 - (2) any other information needed by the Governor or the Legislative Budget Board to clearly indicate the nature and extent of investments made of the fund and all income realized from the components of the fund.

The annual financial report shall be distributed to the Governor and Legislative Budget Board by December 1 of each year of the biennium.

6. Reporting Requirements for System Office Operations and System Initiatives. In addition to the reporting requirements in Rider 5, The University of Texas System and Texas A&M University System shall report to the Legislative Budget Board no later than December 1 of each fiscal year additional information regarding the use of the Available University Fund for system office operations and system initiatives for the two previous fiscal years, the current fiscal year, and two future fiscal years (projected). The report shall include the following:

- a. Available University Fund support and maintenance allocations and expenditures for system office operations and system initiatives by activity (which must include an activity for the Board of Regents), including the object of expense detail for each activity, the number of full-time equivalents (FTEs) funded by the Available University Fund in each activity, a detailed description of the purpose and authority for each activity, and a reconciliation between Available University Fund allocations and expenditures each fiscal year including the resulting Available University Fund surplus or deficit;
- b. A detailed listing of the role and function of any FTEs included in the Board of Regents activity;
- c. A listing of funds outside of the Available University Fund, including gifts, donations, and other funds outside the treasury, used for each activity each fiscal year; and
- d. Any additional information requested by the Legislative Budget Board.

7. Appropriation Limitation for System Initiatives.

- a. Notwithstanding Rider 2 and Rider 3, no funds appropriated above shall be used for system initiatives at the Texas A&M University System or The University of Texas System without written notification to the Legislative Budget Board at least 30 calendar days prior to the Board of Regents taking action on system initiatives. For system initiatives having a cost in excess of \$5 million, the initiative shall be considered approved unless disapproved by the Legislative Budget Board. The notification by the Texas A&M University System or The University of Texas System to expend the appropriations for system initiatives must include at a minimum: (1) a detailed description of each requested system initiative activity funded by the Available University Fund; (2) the amount of Available University Fund appropriations for each activity each fiscal year, including object of expense detail; and (3) the number of full-time equivalent positions supported by the requested Available University Fund amounts for each activity.
- b. The Texas A&M University System and The University of Texas System may use funds appropriated above for the following purposes without notifying the Legislative Budget Board:

AVAILABLE UNIVERSITY FUND
(Continued)

- (1) The payment of principal and interest on bonds or notes issued by the Board of Regents at either system; and
- (2) Support and maintenance funding allocated directly to The University of Texas at Austin, Texas A&M University, including Texas A&M University Health Science Center, and Prairie View A&M University.

8. Program Categories. All expenditures made with Available University Fund appropriations must be categorized in one of the following program categories:

- a. Debt service, including the payment of principal and interest on bonds or notes issued by the Board of Regents of The University of Texas System or the Texas A&M University System;
- b. System office operations;
- c. System initiatives, distinguishing those initiated by the chancellor of the system and those initiated by or for the board of regents; or
- d. Support of eligible component institutions, including appropriations for the support and maintenance of The University of Texas at Austin, Texas A&M University, including Texas A&M University Health Science Center, and Prairie View A&M University.

AVAILABLE NATIONAL RESEARCH UNIVERSITY FUND

	For the Years Ending	
	August 31, 2020	August 31, 2021
Method of Financing:		
National Research University Fund Earnings No. 8214, estimated	\$ 24,680,472	\$ 25,545,062
Total, Method of Financing	\$ 24,680,472	\$ 25,545,062
 This bill pattern represents an estimated 100% of this agency's estimated total available funds for the biennium.		
Items of Appropriation:		
A. Goal: MANAGE/ADMINISTER ENDOWMENT FUNDS		
Provide Management and Administrative Support for Endowment Funds.		
A.1.1. Strategy: DISTRIBUTE TO ELIGIBLE INSTITUTIONS	\$ 24,680,472	\$ 25,545,062
Distribution to Eligible Institutions.		
Grand Total, AVAILABLE NATIONAL RESEARCH UNIVERSITY FUND	\$ 24,680,472	\$ 25,545,062
 Object-of-Expense Informational Listing:		
Capital Expenditures	\$ 24,680,472	\$ 25,545,062
Total, Object-of-Expense Informational Listing	\$ 24,680,472	\$ 25,545,062

1. Distribution to Eligible Institutions. There is appropriated to each eligible institution for the biennium ending August 31, 2021, that portion of the earnings from the National Research University Fund distributed to it by Article VII, §20 of the Texas Constitution, together with any interest on balances attributable to the eligible institutions. Pursuant to Article VII, §20 of the Texas Constitution, each eligible institution must use its National Research University Fund appropriation only for the support and maintenance of educational and general activities that promote increased research capacity at the institution.

2. Appropriation: Unexpended Balances. Any unobligated and unexpended balances as of August 31, 2019, in National Research University Fund appropriations made to each eligible institution are appropriated for the same purpose for the fiscal year beginning September 1, 2019. Any

AVAILABLE NATIONAL RESEARCH UNIVERSITY FUND
(Continued)

unobligated and unexpended balances as of August 31, 2020, in National Research University Fund appropriations made to each eligible institution are appropriated for the same purpose for the fiscal year beginning September 1, 2020.

SUPPORT FOR MILITARY AND VETERANS EXEMPTIONS

	For the Years Ending	
	August 31, 2020	August 31, 2021
Method of Financing:		
General Revenue Fund	\$ 15,000,000	\$ 15,000,000
Permanent Fund Supporting Military and Veterans Exemptions No. 210, estimated	<u>\$ 8,832,436</u>	<u>\$ 9,004,638</u>
Total, Method of Financing	<u>\$ 23,832,436</u>	<u>\$ 24,004,638</u>
 This bill pattern represents an estimated 100% of this agency's estimated total available funds for the biennium.		
 Items of Appropriation:		
A. Goal: FUND FOR MILITARY & VET EXEMPTIONS		
Permanent Fund Supporting Military and Veterans Exemptions (MVE Fund).		
A.1.1. Strategy: DISTRIBUTE TO ELIGIBLE INSTITUTIONS	\$ 8,832,436	\$ 9,004,638
Distribution from MVE Fund to Eligible Institutions.		
 B. Goal: REIMBURSEMENT FOR HAZLEWOOD EXEMPTS		
Reimbursements from General Revenue for Hazlewood Exemptions.		
B.1.1. Strategy: REIMBURSEMENT FOR HAZLEWOOD EXEMPTS	\$ 15,000,000	\$ 15,000,000
Reimbursements from General Revenue Fund to Eligible Institutions.		
Grand Total, SUPPORT FOR MILITARY AND VETERANS EXEMPTIONS	<u>\$ 23,832,436</u>	<u>\$ 24,004,638</u>
 Object-of-Expense Informational Listing:		
Other Operating Expense	<u>\$ 23,832,436</u>	<u>\$ 24,004,638</u>
Total, Object-of-Expense Informational Listing	<u>\$ 23,832,436</u>	<u>\$ 24,004,638</u>

1. Distribution to Eligible Institutions. There is appropriated to each eligible institution of higher education for the biennium ending August 31, 2021, an annual distribution amount from the Permanent Fund Supporting Military and Veterans Exemptions to offset the cost to each institution of higher education of the exemptions required by Education Code, Sec. 54.341(k). The annual distribution total from the fund shall be determined by the Texas Treasury Safekeeping Trust Company. The annual distribution from the fund shall be distributed to eligible institutions in proportion to each institution's respective share of the aggregate cost to all institutions of the exemptions required by Education Code, Sec. 54.341(k), as determined and approved by the Legislative Budget Board. The determined distribution allocations shall be considered approved unless the Legislative Budget Board issues a written disapproval within 30 business days after the date the Legislative Budget Board staff concludes its distribution calculations and forwards the distribution calculations to the Chair of the House Appropriations Committee, Chair of the Senate Finance Committee, Speaker of the House, and Lieutenant Governor. Any requests for additional information made by the Legislative Budget Board interrupt the counting of the 30 business days.

Pursuant to Education Code, Sec. 54.341(h), each institution of higher education shall report information required for determining the distribution allocations. In the event an institution of higher education receives any funds from the Permanent Fund Supporting Military and Veterans Exemptions as a result of data reporting errors, the amount of funds related to the reporting errors shall be lapsed.

SUPPORT FOR MILITARY AND VETERANS EXEMPTIONS
(Continued)

- 2. Reimbursements for Hazlewood Exemption Program.** Notwithstanding Article IX, §14.01, Appropriation Transfers or similar provisions of this Act, the General Revenue amounts appropriated above in Strategy B.1.1, Reimbursement for Hazlewood Exempts, are for the sole purpose of funding the proportionate share of the total cost to each institution for the Hazlewood Exemption Legacy Program and may not be used for any other purpose.

The Texas Comptroller of Public Accounts shall annually distribute the appropriations made in Strategy B.1.1, Reimbursement for Hazlewood Exempts, according to the proportion of each institution's respective share of the aggregate cost of the exemption for students under the Hazlewood Exemption Legacy Program in Education Code, §54.341(k), as determined by the Legislative Budget Board consistent with the annual distribution from the Permanent Fund Supporting Military and Veterans Exemptions. The appropriations made in Strategy B.1.1, Reimbursement for Hazlewood Exempts, may not be distributed without the prior written approval of the Legislative Budget Board.

The determined distribution allocations shall be considered approved unless the Legislative Budget Board issues a written disapproval within 30 business days after the date the Legislative Budget Board staff concludes its distribution calculations and forwards the distribution calculations to the Chair of the House Appropriations Committee, Chair of the Senate Finance Committee, Speaker of the House, and Lieutenant Governor. Any requests for additional information made by the Legislative Budget Board interrupt the counting of the 30 business days.

Pursuant to Education Code, §54.341(h), each institution of higher education shall report information required for determining the distribution allocations. In the event an institution of higher education receives any General Revenue as a result of data reporting errors, the amount of funds related to the reporting errors shall be lapsed.

- 3. Appropriation: Unexpended Balances.** Any unobligated and unexpended balances as of August 31, 2019, in Permanent Fund Supporting Military and Veterans Exemptions appropriations made to each eligible institution of higher education are appropriated for the same purpose for the fiscal year beginning September 1, 2019. Any unobligated and unexpended balances as of August 31, 2020, in Permanent Fund Supporting Military and Veterans Exemptions appropriations made to each eligible institution of higher education are appropriated for the same purpose for the fiscal year beginning September 1, 2020.

THE UNIVERSITY OF TEXAS AT ARLINGTON

	For the Years Ending	
	August 31, 2020	August 31, 2021
Method of Financing:		
General Revenue Fund	\$ 123,343,925	\$ 123,246,206
<u>General Revenue Fund - Dedicated</u>		
Estimated Board Authorized Tuition Increases Account No. 704	\$ 10,430,739	\$ 10,430,739
Estimated Other Educational and General Income Account No. 770	<u>61,204,650</u>	<u>61,321,522</u>
Subtotal, General Revenue Fund - Dedicated	\$ 71,635,389	\$ 71,752,261
License Plate Trust Fund Account No. 0802, estimated	\$ 4,073	\$ 4,073
Total, Method of Financing	<u>\$ 194,983,387</u>	<u>\$ 195,002,540</u>
Items of Appropriation:		
1. Educational and General State Support	\$ 194,983,387	\$ 195,002,540
Grand Total, THE UNIVERSITY OF TEXAS AT ARLINGTON	<u>\$ 194,983,387</u>	<u>\$ 195,002,540</u>

This bill pattern represents an estimated 40.9% of this agency's estimated total available funds for the biennium.

Number of Full-Time-Equivalents (FTE)- Appropriated Funds	2,101.9	2,101.9
--	---------	---------

THE UNIVERSITY OF TEXAS AT ARLINGTON
(Continued)

1. Informational Listing of Appropriated Funds. The appropriations made above for Educational and General State Support are subject to the special and general provisions of this Act and include the following amounts for the purposes indicated.

A. Goal: INSTRUCTION/OPERATIONS

Provide Instructional and Operations Support.

A.1.1. Strategy: OPERATIONS SUPPORT	\$ 136,299,296	\$ 136,299,298
A.1.2. Strategy: TEACHING EXPERIENCE SUPPLEMENT	1,394,092	1,394,092
A.1.3. Strategy: STAFF GROUP INSURANCE PREMIUMS	9,062,567	9,062,567
A.1.4. Strategy: WORKERS' COMPENSATION INSURANCE	215,308	215,308
A.1.5. Strategy: UNEMPLOYMENT COMPENSATION INSURANCE	20,929	20,929
A.1.6. Strategy: TEXAS PUBLIC EDUCATION GRANTS	<u>7,386,673</u>	<u>7,406,001</u>
Total, Goal A: INSTRUCTION/OPERATIONS	\$ 154,378,865	\$ 154,398,195

B. Goal: INFRASTRUCTURE SUPPORT

Provide Infrastructure Support.

B.1.1. Strategy: E&G SPACE SUPPORT Educational and General Space Support.	\$ 18,301,330	\$ 18,301,330
B.1.2. Strategy: TUITION REVENUE BOND RETIREMENT	<u>12,828,175</u>	<u>12,828,000</u>
Total, Goal B: INFRASTRUCTURE SUPPORT	\$ 31,129,505	\$ 31,129,330

C. Goal: NON-FORMULA SUPPORT

Provide Non-formula Support.

C.1. Objective: INSTRUCTIONAL SUPPORT		
C.1.1. Strategy: SCIENCE EDUCATION CENTER	\$ 19,639	\$ 19,638
C.2. Objective: RESEARCH		
C.2.1. Strategy: UT ARLINGTON RESEARCH INSTITUTE UT Arlington Research Institute (UTARI).	\$ 1,307,625	\$ 1,307,625
C.3. Objective: PUBLIC SERVICE		
C.3.1. Strategy: RURAL HOSPITAL OUTREACH PROGRAM	\$ 22,613	\$ 22,613
C.3.2. Strategy: INSTITUTE OF URBAN STUDIES	146,322	146,322
C.3.3. Strategy: MEXICAN AMERICAN STUDIES	20,520	20,519
C.4. Objective: INSTITUTIONAL SUPPORT		
C.4.1. Strategy: INSTITUTIONAL ENHANCEMENT	<u>\$ 1,201,054</u>	<u>\$ 1,201,054</u>
Total, Goal C: NON-FORMULA SUPPORT	\$ 2,717,773	\$ 2,717,771

D. Goal: RESEARCH FUNDS

D.1.1. Strategy: CORE RESEARCH SUPPORT	<u>\$ 6,757,244</u>	<u>\$ 6,757,244</u>
---	---------------------	---------------------

Grand Total, THE UNIVERSITY OF TEXAS AT ARLINGTON	<u>\$ 194,983,387</u>	<u>\$ 195,002,540</u>
--	------------------------------	------------------------------

Object-of-Expense Informational Listing:

Salaries and Wages	\$ 63,146,645	\$ 63,902,469
Other Personnel Costs	3,042,282	3,017,068
Faculty Salaries (Higher Education Only)	85,552,331	84,818,071
Professional Fees and Services	131,783	131,028
Fuels and Lubricants	36,990	36,990
Consumable Supplies	1,112,374	1,142,182
Utilities	7,431,645	7,431,498
Travel	1,820,203	1,802,996
Rent - Building	3,166	3,166
Rent - Machine and Other	19,212	19,141
Debt Service	12,828,175	12,828,000
Other Operating Expense	12,253,222	12,247,314
Grants	7,386,673	7,406,001
Capital Expenditures	<u>218,686</u>	<u>216,616</u>
Total, Object-of-Expense Informational Listing	<u>\$ 194,983,387</u>	<u>\$ 195,002,540</u>

Estimated Allocations for Employee Benefits and Debt Service Appropriations Made Elsewhere in this Act:

<u>Employee Benefits</u>		
Retirement	\$ 8,914,043	\$ 9,119,935
Group Insurance	12,351,029	12,351,031

THE UNIVERSITY OF TEXAS AT ARLINGTON
(Continued)

Social Security	8,577,013	8,750,268
-----------------	-----------	-----------

Total, Estimated Allocations for Employee Benefits and Debt Service Appropriations Made Elsewhere in this Act

	\$ 29,842,085	\$ 30,221,234
--	---------------	---------------

2. Performance Measure Targets. The following is a listing of the key performance target levels for The University of Texas at Arlington. It is the intent of the Legislature that appropriations made by this Act be utilized in the most efficient and effective manner possible to achieve the intended mission of The University of Texas at Arlington. In order to achieve the objectives and service standards established by this Act, The University of Texas at Arlington shall make every effort to attain the following designated key performance target levels associated with each item of appropriation.

	2020	2021
A. Goal: INSTRUCTION/OPERATIONS		
Outcome (Results/Impact):		
Percent of First-time, Full-time, Degree-seeking Freshmen Who Earn a Baccalaureate Degree within Six Academic Years	53%	54%
Percent of First-time, Full-time, Degree-seeking Freshmen Who Earn a Baccalaureate Degree within Four Academic Years	27%	28%
Persistence Rate of First-time, Full-time, Degree-seeking Freshmen Students after One Academic Year	73%	74%
Certification Rate of Teacher Education Graduates	92%	92%
Percent of Baccalaureate Graduates Who Are First Generation College Graduates	46.31%	46.31%
Percent of Incoming Full-time Undergraduate Transfer Students Who Graduate within Four Years	58%	59%
Percent of Incoming Full-time Undergraduate Transfer Students Who Graduate within Two Years	25%	26%
Percent of Lower Division Semester Credit Hours Taught by Tenured or Tenure-Track Faculty	17.5%	17.5%
State Licensure Pass Rate of Engineering Graduates	70%	70%
State Licensure Pass Rate of Nursing Graduates	88%	88%
Dollar Value of External or Sponsored Research Funds (in Millions)	51	51
A.1.1. Strategy: OPERATIONS SUPPORT		
Efficiencies:		
Administrative Cost as a Percent of Total Expenditures	8.2%	8.2%
Average Cost of Resident Undergraduate Tuition And Fees For 15 Semester Credit Hours	5,520	5,520
Explanatory:		
Average Student Loan Debt	22,500	22,500
Percent of Students with Student Loan Debt	56.5%	56.5%
Average Financial Aid Award Per Full-Time Student	11,300	11,800
Percent of Full-Time Students Receiving Financial Aid	61.3%	61.5%

3. Robotics Engineering Research Program Transferability Authority. The University of Texas at Arlington is hereby authorized to transfer or utilize from funds appropriated above an amount not to exceed \$356,250 to the Robotics Engineering Research Program. However, no funds may be transferred from any specified amount for faculty salaries, general scholarships, or minority scholarships and recruitment.

4. Center for Mexican American Studies. The University of Texas at Arlington is hereby authorized to transfer or utilize, from funds appropriated above, an amount not to exceed \$41,039 for the operation of the Center for Mexican American Studies.

5. Urban Studies Institute. All funds collected by the Urban Studies Institute are hereby appropriated to The University of Texas at Arlington for the Urban Studies Institute. It is the intent of the Legislature that services provided by the Institute shall be provided at a reduced cost based upon financial need and the availability of like services.

6. University of Texas at Arlington Research Institute. Out of funds appropriated to The University of Texas at Arlington in Strategy C.2.1, UT Arlington Research Institute, \$1,307,625 in General Revenue in fiscal year 2020 and \$1,307,625 in General Revenue in fiscal year 2021 shall be used for The University of Texas at Arlington Research Institute.

7. Study of Transit Systems in Certain Municipalities. Out of funds appropriated above, The University of Texas at Arlington shall conduct a study of the Grand Prairie and Arlington transit systems. The study must: identify the needs in the municipalities' transit systems; identify the causes of the needs; identify options to address the needs; suggest improvements to the transit

THE UNIVERSITY OF TEXAS AT ARLINGTON
(Continued)

systems; identify the economic benefits of the suggested improvements; identify the geographic areas most affected by improvements; identify the cost of the improvements and possible sources of funding; and study the merits of the municipalities joining existing/surrounding transit authorities. In addition to using peer research, the study must include community outreach. The University of Texas at Arlington shall submit the study to the Legislature no later than December 31, 2020.

THE UNIVERSITY OF TEXAS AT AUSTIN

	For the Years Ending	
	August 31, 2020	August 31, 2021
Method of Financing:		
General Revenue Fund	\$ 315,444,013	\$ 305,899,032
<u>General Revenue Fund - Dedicated</u>		
Estimated Board Authorized Tuition Increases Account No. 704	\$ 19,410,000	\$ 19,410,000
Estimated Other Educational and General Income Account No. 770	103,477,771	103,840,899
Subtotal, General Revenue Fund - Dedicated	\$ 122,887,771	\$ 123,250,899
License Plate Trust Fund Account No. 0802, estimated	\$ 108,709	\$ 108,709
Total, Method of Financing	\$ 438,440,493	\$ 429,258,640
Items of Appropriation:		
1. Educational and General State Support	\$ 438,440,493	\$ 429,258,640
Grand Total, THE UNIVERSITY OF TEXAS AT AUSTIN	\$ 438,440,493	\$ 429,258,640

This bill pattern represents an estimated 14.3% of this agency's estimated total available funds for the biennium.

Number of Full-Time-Equivalents (FTE)- Appropriated Funds	5,597.5	5,597.5
--	---------	---------

1. Informational Listing of Appropriated Funds. The appropriations made above for Educational and General State Support are subject to the special and general provisions of this Act and include the following amounts for the purposes indicated.

A. Goal: INSTRUCTION/OPERATIONS

Provide Instructional and Operations Support.

A.1.1. Strategy: OPERATIONS SUPPORT	\$ 229,378,613	\$ 229,378,613
A.1.2. Strategy: TEACHING EXPERIENCE SUPPLEMENT	4,323,397	4,323,397
A.1.3. Strategy: STAFF GROUP INSURANCE PREMIUMS	11,945,547	11,945,547
A.1.4. Strategy: WORKERS' COMPENSATION INSURANCE	619,142	619,142
A.1.5. Strategy: UNEMPLOYMENT COMPENSATION INSURANCE	31,772	31,772
A.1.6. Strategy: TEXAS PUBLIC EDUCATION GRANTS	13,017,883	13,068,996

Total, Goal A: INSTRUCTION/OPERATIONS	\$ 259,316,354	\$ 259,367,467
--	----------------	----------------

B. Goal: INFRASTRUCTURE SUPPORT

Provide Infrastructure Support.

B.1.1. Strategy: E&G SPACE SUPPORT Educational and General Space Support.	\$ 58,598,162	\$ 58,598,162
B.1.2. Strategy: TUITION REVENUE BOND RETIREMENT	19,676,338	19,674,000

Total, Goal B: INFRASTRUCTURE SUPPORT	\$ 78,274,500	\$ 78,272,162
--	---------------	---------------

C. Goal: NON-FORMULA SUPPORT

Provide Non-formula Support.

C.1. Objective: INSTRUCTIONAL SUPPORT

C.1.1. Strategy: READINESS	\$ 7,984,276	\$ 7,984,276
C.1.2. Strategy: TEXAS NATURAL SCIENCE CENTER	75,555	75,554
C.1.3. Strategy: GARNER MUSEUM	117,161	117,160

THE UNIVERSITY OF TEXAS AT AUSTIN
(Continued)

C.2. Objective: RESEARCH		
C.2.1. Strategy: MARINE SCIENCE INSTITUTE	\$ 4,428,977	\$ 4,428,977
Marine Science Institute - Port Aransas.		
C.2.2. Strategy: INSTITUTE FOR GEOPHYSICS	786,070	786,070
C.2.3. Strategy: BUREAU OF ECONOMIC GEOLOGY	3,753,537	3,753,537
C.2.4. Strategy: BUREAU OF BUSINESS RESEARCH	121,059	121,059
C.2.5. Strategy: MCDONALD OBSERVATORY	3,765,190	3,765,190
C.2.6. Strategy: ADVANCED STUDIES IN ASTRONOMY - HET	432,006	432,006
Center for Advanced Studies in Astronomy - HET(Hobby-Eberly Telescope).		
C.2.7. Strategy: BEG: PROJECT STARR	4,950,000	4,950,000
Bureau of Economic Geology: Project STARR.		
C.3. Objective: PUBLIC SERVICE		
C.3.1. Strategy: IRMA RANGEL PUBLIC POLICY INSTITUTE	\$ 100,089	\$ 100,089
C.3.2. Strategy: POLICY DISPUTE RESOLUTION CENTER	157,672	157,672
Center for Public Policy Dispute Resolution.		
C.3.3. Strategy: VOCES ORAL HISTORY PROJECT	34,931	34,931
C.4. Objective: INSTITUTIONAL SUPPORT		
C.4.1. Strategy: INSTITUTIONAL ENHANCEMENT	<u>\$ 20,415,724</u>	<u>\$ 20,415,723</u>
Total, Goal C: NON-FORMULA SUPPORT	\$ 47,122,247	\$ 47,122,244
D. Goal: TRUSTEED FUNDS		
D.1.1. Strategy: D K ROYAL TX ALZHEIMER'S INITIATIVE	\$ 9,230,625	\$ UB
Darrell K Royal Texas Alzheimer's Initiative.		
E. Goal: RESEARCH FUNDS		
E.1.1. Strategy: TEXAS RESEARCH UNIVERSITY FUND	\$ 32,212,871	\$ 32,212,871
F. Goal: INSTRUCTION/OPERATIONS MED SCHOOL		
Provide Instructional and Operations Support for Medical School.		
F.1.1. Strategy: MEDICAL EDUCATION	\$ 7,088,424	\$ 7,088,424
F.1.2. Strategy: GRADUATE MEDICAL EDUCATION	1,820,813	1,820,813
F.2.1. Strategy: STAFF GROUP INSURANCE PREMIUMS	\$ 85,486	\$ 85,486
F.3.1. Strategy: TEXAS PUBLIC EDUCATION GRANTS	<u>\$ 155,875</u>	<u>\$ 155,875</u>
Total, Goal F: INSTRUCTION/OPERATIONS MED SCHOOL	\$ 9,150,598	\$ 9,150,598
G. Goal: PROVIDE RESEARCH SUPPORT MED SCHOOL		
Provide Research Support Medical School.		
G.1.1. Strategy: RESEARCH ENHANCEMENT MED SCHOOL	\$ 1,733,703	\$ 1,733,703
Research Enhancement Medical School.		
H. Goal: INFRASTRUCTURE SUPPORT MED SCHOOL		
Provide Infrastructure Support for Medical School.		
H.1.1. Strategy: E&G SPACE SUPPORT MEDICAL SCHOOL	<u>\$ 1,399,595</u>	<u>\$ 1,399,595</u>
Grand Total, THE UNIVERSITY OF TEXAS AT AUSTIN	<u>\$ 438,440,493</u>	<u>\$ 429,258,640</u>
Object-of-Expense Informational Listing:		
Salaries and Wages	\$ 103,725,216	\$ 114,785,795
Other Personnel Costs	2,413,575	4,557,821
Faculty Salaries (Higher Education Only)	193,964,962	193,566,988
Debt Service	19,676,338	19,674,000
Other Operating Expense	101,933,055	82,334,396
Grants	13,017,883	13,068,996
Capital Expenditures	<u>3,709,464</u>	<u>1,270,644</u>
Total, Object-of-Expense Informational Listing	<u>\$ 438,440,493</u>	<u>\$ 429,258,640</u>
Estimated Allocations for Employee Benefits and Debt Service Appropriations Made Elsewhere in this Act:		
<u>Employee Benefits</u>		
Retirement	\$ 17,003,771	\$ 17,192,942
Group Insurance	28,651,598	28,651,599

THE UNIVERSITY OF TEXAS AT AUSTIN
(Continued)

Social Security	25,974,603	26,499,290
-----------------	------------	------------

Total, Estimated Allocations for Employee Benefits and Debt Service Appropriations Made Elsewhere in this Act

	\$ 71,629,972	\$ 72,343,831
--	---------------	---------------

2. Performance Measure Targets. The following is a listing of the key performance target levels for The University of Texas at Austin. It is the intent of the Legislature that appropriations made by this Act be utilized in the most efficient and effective manner possible to achieve the intended mission of The University of Texas at Austin. In order to achieve the objectives and service standards established by this Act, The University of Texas at Austin shall make every effort to attain the following designated key performance target levels associated with each item of appropriation.

	2020	2021
A. Goal: INSTRUCTION/OPERATIONS		
Outcome (Results/Impact):		
Percent of First-time, Full-time, Degree-seeking Freshmen Who Earn a Baccalaureate Degree within Six Academic Years	84.57%	85.74%
Percent of First-time, Full-time, Degree-seeking Freshmen Who Earn a Baccalaureate Degree within Four Academic Years	72%	73%
Persistence Rate of First-time, Full-time, Degree-seeking Freshmen Students after One Academic Year	95%	95%
Certification Rate of Teacher Education Graduates	96%	96%
Percent of Baccalaureate Graduates Who Are First Generation College Graduates	25%	25%
Percent of Incoming Full-time Undergraduate Transfer Students Who Graduate within Four Years	76.89%	77.68%
Percent of Incoming Full-time Undergraduate Transfer Students Who Graduate within Two Years	30.83%	33.58%
Percent of Lower Division Semester Credit Hours Taught by Tenured or Tenure-Track Faculty	42.03%	41.07%
State Licensure Pass Rate of Law Graduates	88.12%	88.57%
State Licensure Pass Rate of Engineering Graduates	88.64%	87.81%
State Licensure Pass Rate of Nursing Graduates	92.37%	91.98%
State Licensure Pass Rate of Pharmacy Graduates	94.11%	93.83%
Dollar Value of External or Sponsored Research Funds (in Millions)	546.11	553.59
A.1.1. Strategy: OPERATIONS SUPPORT		
Efficiencies:		
Administrative Cost as a Percent of Total Expenditures	5.2%	5.2%
Average Cost of Resident Undergraduate Tuition And Fees For 15 Semester Credit Hours	5,409	5,409
Explanatory:		
Average Student Loan Debt	25,350	25,350
Percent of Students with Student Loan Debt	45%	45%
Average Financial Aid Award Per Full-Time Student	13,500	13,500
Percent of Full-Time Students Receiving Financial Aid	62%	62%
F. Goal: INSTRUCTION/OPERATIONS MED SCHOOL		
Outcome (Results/Impact):		
Percent of Medical Residency Completers Practicing in Texas	46.9%	46.9%
F.1.2. Strategy: GRADUATE MEDICAL EDUCATION		
Output (Volume):		
Total Number of MD or DO Residents	314	323
G. Goal: PROVIDE RESEARCH SUPPORT MED SCHOOL		
Outcome (Results/Impact):		
Total External Research Expenditures	37,440,698	56,161,047

3. University Interscholastic League Financial Reporting. As part of the financial report required in the Education Code §33.083, the University Interscholastic League (UIL) shall provide the following financial information to the Governor, the presiding officer of each house of the legislature, and the Legislative Budget Board before November 20th each year. The report shall provide the following financial information in the format and order identified below for the preceding two fiscal years:

- a. Total revenues.
- b. Total expenditures.
- c. Excess (Deficit) of revenue over expenditures.

THE UNIVERSITY OF TEXAS AT AUSTIN
(Continued)

- d. Total fund balance.
- e. Total interest income earned on fund balances belonging to UIL that are deposited with The University of Texas at Austin for the benefit of the league.
- f. Total member school district earnings from event rebates and other sources.
- g. Total UIL earnings from gate receipts, administrative charges, retained excess revenues from UIL managed events and other sources.
- h. Total University of Texas at Austin earnings levied on all UIL expenditures and total expenses incurred by The University of Texas at Austin in providing administrative services for the UIL.

This information shall be reported for all UIL funds, by all budget groups including but not limited to the General Fee, Music, Interscholastic League Press Conference, Athletic/Academic and Corporate budget groups, and individual event/tournament budgets. The UIL shall contract annually with an independent certified public accountant to audit this financial report. In lieu of pursuing a contract for independent audit services and at the discretion of the State Auditor, the State Auditor's Office may conduct the audit. Copies of this report shall be furnished on request to members of the legislature and shall be posted on the UIL's web site.

- 4. **Public Policy Clinics.** Out of the funds appropriated above, up to \$100,089 in each year of the biennium shall be used for the Irma Lerma Rangel Public Policy Clinics in the Department of Government. The clinics shall be focused on public policy issues salient to the State of Texas and to be offered as graduate-level seminars to help maximize the partnership with the Tomas Rivera Center, the Center for Migration and Border Studies and other academic institutions. These funds shall be used to pay for the Irma Lerma Rangel Research Fellowships in Law and Public Policy, surveys, and other expenses associated with the clinics.
- 5. **Readiness Project.** Out of funds appropriated above to Strategy C.1.1, Readiness, \$3,000,000 shall be used to establish a statewide program to create and deploy modular courses to improve college readiness, reduce the need for developmental education, and improve student success, to be developed by a consortium of universities from multiple university systems and community colleges organized by The University of Texas at Austin. The courses would incorporate college readiness assignments based on the state college and career readiness standards that have been developed and field tested by faculty and instructional support staff from Texas A&M University, The University of Texas at Austin, public junior colleges, and public school districts. The courses should use diagnostic assessments and advanced technology to determine students' specific needs, include open-source instructional materials, include professional development institutes and online resources for instructors, and incorporate the best available research about how students learn complex material. The courses may be designed so that they can be deployed as dual credit courses. Any unexpended balances remaining as of August 31, 2020, are hereby appropriated for the fiscal year beginning September 1, 2020.
- 6. **College of Fine Arts.** Out of funds appropriated to The University of Texas at Austin in Strategy C.4.1, Institutional Enhancement, \$500,000 in General Revenue in fiscal year 2020 and \$500,000 in General Revenue in fiscal year 2021 is for a program to modernize the curriculum and teaching effectiveness in the Fine Arts, especially for schools and communities underperforming in arts education, through the UTeach Fine Arts Initiative, including the Arts and Digital Literacy program, developed by the College of Fine Arts at the University of Texas in partnership with the Texas Cultural Trust. The program shall include training and placement of well-prepared and well-supported Fine Arts instructors into underserved or low-performing schools, promoting arts integration methods into core subject matter for classroom teachers, and encouragement of AP instruction for college preparedness.
- 7. **Reporting Requirement on Research Expenditures.**
 - a. The University of Texas at Austin shall report, by December 1 of each year of the biennium, to the Legislative Budget Board, and the Governor, the amount of research expenditures at each of The University of Texas at Austin and The University of Texas at Austin Dell Medical School.

THE UNIVERSITY OF TEXAS AT AUSTIN
(Continued)

- b. A report submitted under Subsection (a) must:
- (1) be in a form prescribed by the Legislative Budget Board;
 - (2) account for research expenditures for The University of Texas at Austin School of Medicine separately from programs at The University of Texas at Austin; and
 - (3) report both restricted research expenditures and total research expenditures.

8. Reporting Requirement on Benefit Expenditures.

- a. The University of Texas at Austin shall report, by December 1 of each year of the biennium, to the Legislative Budget Board, and the Governor, the amount of benefit expenditures at each of The University of Texas at Austin and The University of Texas at Austin Dell Medical School.
- b. A report submitted under Subsection (a) must:
- (1) be in a form prescribed by the Legislative Budget Board;
 - (2) account for benefit expenditures for the School of Medicine separately from programs at The University of Texas at Austin; and
 - (3) report expenditures for the Teachers Retirement System, Optional Retirement Program, and social security.

9. Darrell K Royal Alzheimer's Initiative. Amounts appropriated above in Strategy D.1.1, Darrell K Royal Texas Alzheimer's Initiative, are funds trustee to The University of Texas at Austin, and The University of Texas at Austin may not transfer the amount appropriated to other purposes. All amounts, net of cost of administration, shall be allocated at the direction of the Texas Council on Alzheimer's Disease and Related Disorders as provided by Education Code §154.006 to the Consortium of Alzheimer's Disease Centers for the research activities of the consortium as part of the Darrell K Royal Texas Alzheimer's Initiative. Any unexpended balances at the end of fiscal year 2020 are hereby appropriated for the same purposes for fiscal year 2021.

10. Marine Science Institute. Out of funds appropriated to The University of Texas at Austin in Strategy C.2.1, Marine Science Institute, \$4,428,977 in General Revenue in each fiscal year shall be used for the Marine Science Institute.

THE UNIVERSITY OF TEXAS AT DALLAS

	For the Years Ending	
	August 31, 2020	August 31, 2021
Method of Financing:		
General Revenue Fund	\$ 99,082,898	\$ 98,821,497
<u>General Revenue Fund - Dedicated</u>		
Estimated Board Authorized Tuition Increases Account No. 704	\$ 6,790,700	\$ 6,790,700
Estimated Other Educational and General Income Account No. 770	67,080,755	67,367,113
Subtotal, General Revenue Fund - Dedicated	\$ 73,871,455	\$ 74,157,813
Total, Method of Financing	\$ 172,954,353	\$ 172,979,310
Items of Appropriation:		
1. Educational and General State Support	\$ 172,954,353	\$ 172,979,310
Grand Total, THE UNIVERSITY OF TEXAS AT DALLAS	\$ 172,954,353	\$ 172,979,310

This bill pattern represents an estimated 24.7% of this agency's estimated total available funds for the biennium.

THE UNIVERSITY OF TEXAS AT DALLAS
(Continued)

**Number of Full-Time-Equivalents (FTE)-
Appropriated Funds**

1,615.6 1,615.6

1. Informational Listing of Appropriated Funds. The appropriations made above for Educational and General State Support are subject to the special and general provisions of this Act and include the following amounts for the purposes indicated.

A. Goal: INSTRUCTION/OPERATIONS

Provide Instructional and Operations Support.

A.1.1. Strategy: OPERATIONS SUPPORT	\$ 116,390,923	\$ 116,390,923
A.1.2. Strategy: TEACHING EXPERIENCE SUPPLEMENT	1,327,547	1,327,547
A.1.3. Strategy: STAFF GROUP INSURANCE PREMIUMS	7,283,803	7,283,803
A.1.4. Strategy: WORKERS' COMPENSATION INSURANCE	91,800	91,800
A.1.5. Strategy: UNEMPLOYMENT COMPENSATION INSURANCE	91,800	91,800
A.1.6. Strategy: TEXAS PUBLIC EDUCATION GRANTS	5,229,568	5,254,253
A.1.7. Strategy: ORGANIZED ACTIVITIES	<u>6,176,865</u>	<u>6,176,865</u>

Total, Goal A: INSTRUCTION/OPERATIONS \$ 136,592,306 \$ 136,616,991

B. Goal: INFRASTRUCTURE SUPPORT

Provide Infrastructure Support.

B.1.1. Strategy: E&G SPACE SUPPORT Educational and General Space Support.	\$ 16,889,122	\$ 16,889,121
B.1.2. Strategy: TUITION REVENUE BOND RETIREMENT	<u>8,756,475</u>	<u>8,756,750</u>

Total, Goal B: INFRASTRUCTURE SUPPORT \$ 25,645,597 \$ 25,645,871

C. Goal: NON-FORMULA SUPPORT

Provide Non-formula Support.

C.1. Objective: RESEARCH

C.1.1. Strategy: CENTER FOR APPLIED BIOLOGY	\$ 270,786	\$ 270,785
C.1.2. Strategy: NANOTECHNOLOGY	108,315	108,314
C.1.3. Strategy: MIDDLE SCHOOL BRAIN YEARS	990,302	990,302

C.2. Objective: PUBLIC SERVICE

C.2.1. Strategy: ACADEMIC BRIDGE PROGRAM Intensive Summer Academic Bridge Program.	\$ 663,415	\$ 663,415
--	------------	------------

C.3. Objective: INSTITUTIONAL SUPPORT

C.3.1. Strategy: SCIENCE, ENGINEERING, MATH	<u>\$ 59,199</u>	<u>\$ 59,199</u>
--	------------------	------------------

Total, Goal C: NON-FORMULA SUPPORT \$ 2,092,017 \$ 2,092,015

D. Goal: RESEARCH FUNDS

D.1.1. Strategy: CORE RESEARCH SUPPORT	\$ 8,580,387	\$ 8,580,387
---	--------------	--------------

E. Goal: TRUSTEED FUNDS

Trusteed Funds for African American Museum Internship Program.

E.1.1. Strategy: AFRICAN AMERICAN MUSEUM INTERNSHIP	<u>\$ 44,046</u>	<u>\$ 44,046</u>
---	------------------	------------------

Grand Total, THE UNIVERSITY OF TEXAS AT DALLAS \$ 172,954,353 \$ 172,979,310

Object-of-Expense Informational Listing:

Salaries and Wages	\$ 55,371,190	\$ 59,366,808
Other Personnel Costs	2,696,437	2,220,950
Faculty Salaries (Higher Education Only)	90,386,726	87,686,265
Professional Fees and Services	457,398	4,160
Consumable Supplies	197,943	328,496
Utilities	394	100
Travel	14,639	1,529
Rent - Building	131,366	162,778
Rent - Machine and Other	44,756	97,646
Debt Service	8,756,475	8,756,750
Other Operating Expense	9,429,034	9,076,244
Client Services	53,927	0
Grants	5,229,568	5,254,253
Capital Expenditures	<u>184,500</u>	<u>23,331</u>

Total, Object-of-Expense Informational Listing \$ 172,954,353 \$ 172,979,310

THE UNIVERSITY OF TEXAS AT DALLAS
(Continued)

Estimated Allocations for Employee Benefits and Debt Service Appropriations Made Elsewhere in this Act:

Employee Benefits

Retirement	\$ 8,355,702	\$ 8,564,391
Group Insurance	8,600,942	8,600,942
Social Security	8,764,889	8,941,940

Total, Estimated Allocations for Employee Benefits and Debt Service Appropriations Made Elsewhere in this Act

\$ 25,721,533 \$ 26,107,273

2. Performance Measure Targets. The following is a listing of the key performance target levels for The University of Texas at Dallas. It is the intent of the Legislature that appropriations made by this Act be utilized in the most efficient and effective manner possible to achieve the intended mission of The University of Texas at Dallas. In order to achieve the objectives and service standards established by this Act, The University of Texas at Dallas shall make every effort to attain the following designated key performance target levels associated with each item of appropriation.

	2020	2021
A. Goal: INSTRUCTION/OPERATIONS		
Outcome (Results/Impact):		
Percent of First-time, Full-time, Degree-seeking Freshmen Who Earn a Baccalaureate Degree within Six Academic Years	71.1%	71.6%
Percent of First-time, Full-time, Degree-seeking Freshmen Who Earn a Baccalaureate Degree within Four Academic Years	54.94%	55.44%
Persistence Rate of First-time, Full-time, Degree-seeking Freshmen Students after One Academic Year	89.07%	89.57%
Certification Rate of Teacher Education Graduates	99%	99%
Percent of Baccalaureate Graduates Who Are First Generation College Graduates	30%	30%
Percent of Incoming Full-time Undergraduate Transfer Students Who Graduate within Four Years	71.87%	72.95%
Percent of Incoming Full-time Undergraduate Transfer Students Who Graduate within Two Years	25.41%	25.79%
Percent of Lower Division Semester Credit Hours Taught by Tenured or Tenure-Track Faculty	29%	31%
Dollar Value of External or Sponsored Research Funds (in Millions)	68	69
A.1.1. Strategy: OPERATIONS SUPPORT		
Efficiencies:		
Administrative Cost as a Percent of Total Expenditures	7%	7%
Average Cost of Resident Undergraduate Tuition And Fees For 15 Semester Credit Hours	6,678	6,895
Explanatory:		
Average Student Loan Debt	25,938	26,781
Percent of Students with Student Loan Debt	33%	33%
Average Financial Aid Award Per Full-Time Student	12,665	13,076
Percent of Full-Time Students Receiving Financial Aid	80%	80%

3. African American Museum Internship. Funds appropriated above in Strategy E.1.1, African American Museum Internship, are for the purpose of supporting an internship at the African American Museum in Dallas. Amounts appropriated in this strategy are funds trusted to The University of Texas at Dallas, and The University of Texas at Dallas may not transfer the amount appropriated to other purposes. The University of Texas at Dallas may require periodic submission of data and reports as they consider necessary to assess the overall performance of the museum internship program. By September 1 of each year, the museum shall report data to The University of Texas at Dallas as required to assess the overall performance of the internship program. The University of Texas at Dallas is required to report to the Legislative Budget Board and the Governor's Office concerning the effectiveness of the program by October 1, 2020.

THE UNIVERSITY OF TEXAS AT EL PASO

	For the Years Ending	
	August 31, 2020	August 31, 2021
Method of Financing:		
General Revenue Fund	\$ 87,763,535	\$ 87,709,125

THE UNIVERSITY OF TEXAS AT EL PASO
(Continued)

General Revenue Fund - Dedicated

Estimated Board Authorized Tuition Increases Account No. 704	\$ 3,184,375	\$ 3,184,375
Estimated Other Educational and General Income Account No. 770	<u>30,468,445</u>	<u>30,539,538</u>
Subtotal, General Revenue Fund - Dedicated	\$ 33,652,820	\$ 33,723,913

Other Funds

License Plate Trust Fund Account No. 0802, estimated	\$ 132	\$ 132
Permanent Endowment Fund Account No. 817, UT El Paso, estimated	<u>1,570,000</u>	<u>1,570,000</u>
Subtotal, Other Funds	\$ 1,570,132	\$ 1,570,132

Total, Method of Financing	<u>\$ 122,986,487</u>	<u>\$ 123,003,170</u>
-----------------------------------	-----------------------	-----------------------

Items of Appropriation:

1. Educational and General State Support	\$ 122,986,487	\$ 123,003,170
--	----------------	----------------

Grand Total, THE UNIVERSITY OF TEXAS AT EL PASO	<u>\$ 122,986,487</u>	<u>\$ 123,003,170</u>
--	-----------------------	-----------------------

This bill pattern represents an estimated 25.4% of this agency's estimated total available funds for the biennium.

Number of Full-Time-Equivalents (FTE)-Appropriated Funds

1,981.1	1,981.1
---------	---------

1. Informational Listing of Appropriated Funds. The appropriations made above for Educational and General State Support are subject to the special and general provisions of this Act and include the following amounts for the purposes indicated.

A. Goal: INSTRUCTION/OPERATIONS

Provide Instructional and Operations Support.

A.1.1. Strategy: OPERATIONS SUPPORT	\$ 69,506,205	\$ 69,506,205
A.1.2. Strategy: TEACHING EXPERIENCE SUPPLEMENT	1,882,004	1,882,003
A.1.3. Strategy: STAFF GROUP INSURANCE PREMIUMS	5,694,522	5,694,522
A.1.4. Strategy: WORKERS' COMPENSATION INSURANCE	175,102	175,102
A.1.5. Strategy: UNEMPLOYMENT COMPENSATION INSURANCE	2,536	2,536
A.1.6. Strategy: TEXAS PUBLIC EDUCATION GRANTS	<u>4,267,480</u>	<u>4,284,094</u>

Total, Goal A: INSTRUCTION/OPERATIONS	\$ 81,527,849	\$ 81,544,462
--	---------------	---------------

B. Goal: INFRASTRUCTURE SUPPORT

Provide Infrastructure Support.

B.1.1. Strategy: E&G SPACE SUPPORT	\$ 13,073,078	\$ 13,073,078
Educational and General Space Support.		
B.1.2. Strategy: TUITION REVENUE BOND RETIREMENT	<u>12,707,275</u>	<u>12,707,350</u>

Total, Goal B: INFRASTRUCTURE SUPPORT	\$ 25,780,353	\$ 25,780,428
--	---------------	---------------

C. Goal: NON-FORMULA SUPPORT

Provide Non-formula Support.

C.1. Objective: INSTRUCTIONAL SUPPORT

C.1.1. Strategy: EL PASO CENTENNIAL MUSEUM	\$ 53,614	\$ 53,613
C.1.2. Strategy: CENTER FOR LAW AND BORDER STUDIES	195,905	195,904
C.1.3. Strategy: PHARMACY EXTENSION	3,246,855	3,246,855

C.2. Objective: RESEARCH

C.2.1. Strategy: BORDER STUDIES INSTITUTE	\$ 38,620	\$ 38,619
Inter-American and Border Studies Institute.		
C.2.2. Strategy: ENVIRONMENTAL RESOURCE MANAGEMENT	102,976	102,975
Center for Environmental Resource Management.		
C.2.3. Strategy: BORDER HEALTH RESEARCH	137,134	137,134

C.3. Objective: PUBLIC SERVICE

C.3.1. Strategy: RURAL NURSING HEALTH CARE	\$ 28,267	\$ 28,266
Rural Nursing Health Care Services.		

THE UNIVERSITY OF TEXAS AT EL PASO
(Continued)

C.3.2. Strategy: MANUFACTURE/MATERIALS MANAGEMENT	24,278	24,278
Institute for Manufacturing and Materials Management.		
C.3.3. Strategy: ECONOMIC/ENTERPRISE DEVELOPMENT	376,771	376,771
Texas Centers for Economic and Enterprise Development.		
C.3.4. Strategy: ACADEMIC EXCELLENCE	51,488	51,488
Collaborative for Academic Excellence.		
C.3.5. Strategy: BORDER COMMUNITY HEALTH	127,338	127,338
Border Community Health Education Institute.		
C.3.6. Strategy: US-MEXICO IMMIGRATION CENTER	19,591	19,591
United States - Mexico Immigration Center.		
C.4. Objective: INSTITUTIONAL SUPPORT		
C.4.1. Strategy: INSTITUTIONAL ENHANCEMENT	\$ 2,257,471	\$ 2,257,471
Total, Goal C: NON-FORMULA SUPPORT	\$ 6,660,308	\$ 6,660,303
D. Goal: RESEARCH FUNDS		
D.1.1. Strategy: CORE RESEARCH SUPPORT	\$ 7,447,977	\$ 7,447,977
E. Goal: TOBACCO FUNDS		
E.1.1. Strategy: TOBACCO EARNINGS - UTEP	\$ 1,570,000	\$ 1,570,000
Tobacco Earnings for The University of Texas at El Paso.		
Grand Total, THE UNIVERSITY OF TEXAS AT EL PASO	<u>\$ 122,986,487</u>	<u>\$ 123,003,170</u>
Object-of-Expense Informational Listing:		
Salaries and Wages	\$ 38,062,857	\$ 36,268,348
Other Personnel Costs	6,095,359	6,014,641
Faculty Salaries (Higher Education Only)	54,132,773	55,672,152
Debt Service	12,707,275	12,707,350
Other Operating Expense	7,288,157	8,056,585
Grants	4,267,480	4,284,094
Capital Expenditures	<u>432,586</u>	<u>0</u>
Total, Object-of-Expense Informational Listing	<u>\$ 122,986,487</u>	<u>\$ 123,003,170</u>
Estimated Allocations for Employee Benefits and Debt Service Appropriations Made Elsewhere in this Act:		
<u>Employee Benefits</u>		
Retirement	\$ 6,444,953	\$ 6,552,712
Group Insurance	14,390,413	14,390,413
Social Security	<u>7,817,104</u>	<u>7,975,009</u>
Total, Estimated Allocations for Employee Benefits and Debt Service Appropriations Made Elsewhere in this Act	<u>\$ 28,652,470</u>	<u>\$ 28,918,134</u>

2. Performance Measure Targets. The following is a listing of the key performance target levels for The University of Texas at El Paso. It is the intent of the Legislature that appropriations made by this Act be utilized in the most efficient and effective manner possible to achieve the intended mission of The University of Texas at El Paso. In order to achieve the objectives and service standards established by this Act, The University of Texas at El Paso shall make every effort to attain the following designated key performance target levels associated with each item of appropriation.

	<u>2020</u>	<u>2021</u>
A. Goal: INSTRUCTION/OPERATIONS		
Outcome (Results/Impact):		
Percent of First-time, Full-time, Degree-seeking Freshmen Who Earn a Baccalaureate Degree within Six Academic Years	41%	41%
Percent of First-time, Full-time, Degree-seeking Freshmen Who Earn a Baccalaureate Degree within Four Academic Years	15%	15%
Persistence Rate of First-time, Full-time, Degree-seeking Freshmen Students after One Academic Year	71%	71%
Certification Rate of Teacher Education Graduates	72%	72%
Percent of Baccalaureate Graduates Who Are First Generation College Graduates	53%	53%
Percent of Incoming Full-time Undergraduate Transfer Students Who Graduate within Four Years	58.3%	58.3%

THE UNIVERSITY OF TEXAS AT EL PASO
(Continued)

Percent of Incoming Full-time Undergraduate Transfer Students Who Graduate within Two Years	19.5%	19.5%
Percent of Lower Division Semester Credit Hours Taught by Tenured or Tenure-Track Faculty	30%	30%
State Licensure Pass Rate of Engineering Graduates	55%	55%
State Licensure Pass Rate of Nursing Graduates	90%	90%
Dollar Value of External or Sponsored Research Funds (in Millions)	66.7	68
A.1.1. Strategy: OPERATIONS SUPPORT		
Efficiencies:		
Administrative Cost as a Percent of Total Expenditures	7.6%	7.6%
Average Cost of Resident Undergraduate Tuition And Fees For 15 Semester Credit Hours	4,125.4	4,207.91
Explanatory:		
Average Student Loan Debt	23,575	24,046
Percent of Students with Student Loan Debt	63%	64%
Average Financial Aid Award Per Full-Time Student	11,366	11,479
Percent of Full-Time Students Receiving Financial Aid	77%	77%

3. Transfer of Consortium Funds. Funds identified for the Texas Centers for Border Economic and Enterprise Development are to be distributed among the member institutions of the consortium by transfers from appropriations to The University of Texas at El Paso to The University of Texas Rio Grande Valley and Texas A&M International University. Such transfers are subject to the special and general provisions of this Act and are authorized as follows:

Texas A&M International University:		
Institute for International Trade	\$ 91,787	\$ 91,787
The University of Texas Rio Grande Valley:		
Border Economic and Enterprise Development	\$ 152,247	\$ 152,247

4. Estimated Appropriation and Unexpended Balance.

- a. Included in the amounts appropriated above are estimated appropriations of amounts available for distribution or investment returns out of the Permanent Endowment Fund for The University of Texas at El Paso.
- b. Amounts available for distribution or investment returns in excess of the amounts estimated above are also appropriated to the institution. In the event that amounts available for distribution or investment returns are less than the amounts estimated above, this Act may not be construed as appropriating funds to makeup the difference.
- c. All balances of estimated appropriations from the Permanent Endowment Fund for The University of Texas at El Paso, except for any General Revenue, at the close of the fiscal year ending August 31, 2019, and the income to said fund during the fiscal years beginning September 1, 2019, are hereby appropriated. Any unexpended appropriations made above as of August 31, 2020, are hereby appropriated to the institution for the same purposes for fiscal year 2021.

5. Permanent Endowment Fund. It is the intent of the legislature that any decrease in appropriations from the Permanent Endowment Fund Account No. 817 to The University of Texas at El Paso for the state fiscal biennium ending August 31, 2021, from the preceding state fiscal biennium not be replaced with an increase in General Revenue appropriations.

6. Pharmacy Extension. Out of funds appropriated to The University of Texas at El Paso in Strategy C.1.3, Pharmacy Extension, \$3,246,855 in General Revenue in fiscal year 2020 and \$3,246,855 in General Revenue in fiscal year 2021 will be used for Pharmacy Extension.

THE UNIVERSITY OF TEXAS RIO GRANDE VALLEY

	For the Years Ending	
	August 31, 2020	August 31, 2021
Method of Financing:		
General Revenue Fund	\$ 97,104,134	\$ 97,095,892

THE UNIVERSITY OF TEXAS RIO GRANDE VALLEY
(Continued)

General Revenue Fund - Dedicated

Estimated Board Authorized Tuition Increases Account No. 704	\$	2,810,350	\$	2,810,350
Estimated Other Educational and General Income Account No. 770		<u>33,009,781</u>		<u>33,025,805</u>

Subtotal, General Revenue Fund - Dedicated	\$	35,820,131	\$	35,836,155
--	----	------------	----	------------

Interagency Contracts	\$	<u>152,247</u>	\$	<u>152,247</u>
-----------------------	----	----------------	----	----------------

Total, Method of Financing	\$	<u>133,076,512</u>	\$	<u>133,084,294</u>
-----------------------------------	-----------	---------------------------	-----------	---------------------------

Items of Appropriation:

1. Educational and General State Support	\$	133,076,512	\$	133,084,294
--	----	-------------	----	-------------

Grand Total, THE UNIVERSITY OF TEXAS RIO GRANDE VALLEY	\$	<u>133,076,512</u>	\$	<u>133,084,294</u>
---	-----------	---------------------------	-----------	---------------------------

This bill pattern represents an estimated 27% of this agency's estimated total available funds for the biennium.

**Number of Full-Time-Equivalents (FTE)-
Appropriated Funds**

	1,597.2	1,597.2
--	---------	---------

1. Informational Listing of Appropriated Funds. The appropriations made above for Educational and General State Support are subject to the special and general provisions of this Act and include the following amounts for the purposes indicated.

A. Goal: INSTRUCTION/OPERATIONS

Provide Instructional and Operations Support.

A.1.1. Strategy: OPERATIONS SUPPORT	\$	76,149,108	\$	76,149,108
A.1.2. Strategy: TEACHING EXPERIENCE SUPPLEMENT		2,499,458		2,499,458
A.1.3. Strategy: STAFF GROUP INSURANCE PREMIUMS		5,830,436		5,830,436
A.1.4. Strategy: WORKERS' COMPENSATION INSURANCE		125,231		125,231
A.1.5. Strategy: TEXAS PUBLIC EDUCATION GRANTS		<u>4,722,609</u>		<u>4,729,761</u>

Total, Goal A: INSTRUCTION/OPERATIONS	\$	89,326,842	\$	89,333,994
---------------------------------------	----	------------	----	------------

B. Goal: INFRASTRUCTURE SUPPORT

Provide Infrastructure Support.

B.1.1. Strategy: E&G SPACE SUPPORT Educational and General Space Support.	\$	12,864,746	\$	12,864,745
B.1.2. Strategy: TUITION REVENUE BOND RETIREMENT		18,019,713		18,020,350
B.1.3. Strategy: LEASE OF FACILITIES		<u>1,291,597</u>		<u>1,291,597</u>

Total, Goal B: INFRASTRUCTURE SUPPORT	\$	32,176,056	\$	32,176,692
---------------------------------------	----	------------	----	------------

C. Goal: NON-FORMULA SUPPORT

Provide Non-formula Support.

C.1. Objective: INSTRUCTIONAL SUPPORT

C.1.1. Strategy: PROF DEVELOPMENT/DISTANCE LEARNING Professional Development/Distance Learning.	\$	78,347	\$	78,346
C.1.2. Strategy: COOPERATIVE PHARMACY DOCTORATE		58,136		58,136
C.1.3. Strategy: STARR COUNTY UPPER LEVEL CENTER		29,068		29,068
C.1.4. Strategy: MCALLEN TEACHING SITE		248,882		248,882
C.1.5. Strategy: ACADEMY OF MATHEMATICS AND SCIENCE		345,670		345,670

C.2. Objective: PUBLIC SERVICE

C.2.1. Strategy: CENTER FOR MANUFACTURING	\$	149,883	\$	149,883
C.2.2. Strategy: UT SYSTEM K-12 COLLABORATION UT System K-12 Collaboration Initiative.		32,264		32,264
C.2.3. Strategy: K-16 COLLABORATION		107,752		107,751
C.2.4. Strategy: DIABETES REGISTRY		79,113		79,113
C.2.5. Strategy: TEXAS/MEXICO BORDER HEALTH		109,685		109,685
C.2.6. Strategy: REGIONAL ADVANCED TOOLING CENTER		345,670		345,670
C.2.7. Strategy: BORDER ECON/ENTERPRISE DEVELOPMENT Border Economic and Enterprise Development.		550,159		550,159

THE UNIVERSITY OF TEXAS RIO GRANDE VALLEY
(Continued)

C.3. Objective: INSTITUTIONAL SUPPORT		
C.3.1. Strategy: INSTITUTIONAL ENHANCEMENT	\$ 8,444,215	\$ 8,444,212
C.3.2. Strategy: TRANSITION TO COLLEGE Successful Transition to College Project.	156,694	156,693

Total, Goal C: NON-FORMULA SUPPORT	\$ 10,735,538	\$ 10,735,532
---	---------------	---------------

D. Goal: RESEARCH FUNDS		
D.1.1. Strategy: COMPREHENSIVE RESEARCH FUND	\$ 838,076	\$ 838,076

Grand Total, THE UNIVERSITY OF TEXAS RIO GRANDE VALLEY	\$ 133,076,512	\$ 133,084,294
---	----------------	----------------

Object-of-Expense Informational Listing:

Salaries and Wages	\$ 46,314,651	\$ 54,094,076
Other Personnel Costs	169,736	447,390
Faculty Salaries (Higher Education Only)	55,635,178	44,507,840
Professional Fees and Services	16,813	0
Consumable Supplies	292,728	0
Utilities	24,348	26,605
Travel	52,708	126,789
Rent - Building	1,291,622	1,291,597
Rent - Machine and Other	186,984	2,598
Debt Service	18,019,713	18,020,350
Other Operating Expense	6,349,422	9,837,288
Grants	4,722,609	4,729,761

Total, Object-of-Expense Informational Listing	\$ 133,076,512	\$ 133,084,294
---	----------------	----------------

Estimated Allocations for Employee Benefits and Debt Service Appropriations Made Elsewhere in this Act:

Employee Benefits

Retirement	\$ 6,457,989	\$ 6,603,711
Group Insurance	14,056,766	14,056,765
Social Security	8,004,470	8,166,160

Total, Estimated Allocations for Employee Benefits and Debt Service Appropriations Made Elsewhere in this Act	\$ 28,519,225	\$ 28,826,636
--	---------------	---------------

2. Performance Measure Targets. The following is a listing of the key performance target levels for The University of Texas Rio Grande Valley. It is the intent of the Legislature that appropriations made by this Act be utilized in the most efficient and effective manner possible to achieve the intended mission of The University of Texas Rio Grande Valley. In order to achieve the objectives and service standards established by this Act, The University of Texas Rio Grande Valley shall make every effort to attain the following designated key performance target levels associated with each item of appropriation.

	2020	2021
A. Goal: INSTRUCTION/OPERATIONS		
Outcome (Results/Impact):		
Percent of First-time, Full-time, Degree-seeking Freshmen Who Earn a Baccalaureate		
Degree within Four Academic Years	22.6%	22.7%
Persistence Rate of First-time, Full-time, Degree-seeking Freshmen Students after One Academic Year	78%	78.5%
Certification Rate of Teacher Education Graduates	95%	95%
Percent of Baccalaureate Graduates Who Are First Generation College Graduates	60%	60%
Percent of Lower Division Semester Credit Hours Taught by Tenured or Tenure-Track Faculty	33%	33%
State Licensure Pass Rate of Engineering Graduates	67%	67%
State Licensure Pass Rate of Nursing Graduates	92%	94%
Dollar Value of External or Sponsored Research Funds (in Millions)	7.9	8.65
A.1.1. Strategy: OPERATIONS SUPPORT		
Efficiencies:		
Administrative Cost as a Percent of Total Expenditures RGV	10.15%	10.15%
Average Cost of Resident Undergraduate Tuition And Fees For 15 Semester Credit Hours	3,822	3,903

THE UNIVERSITY OF TEXAS RIO GRANDE VALLEY
(Continued)

Explanatory:

Average Student Loan Debt	15,600	16,100
Percent of Students with Student Loan Debt	60%	60.5%
Average Financial Aid Award Per Full-Time Student	10,448	10,573
Percent of Full-Time Students Receiving Financial Aid	87.7%	87.7%

3. McAllen Advanced Manufacturing Research and Education Park. Out of funds appropriated to The University of Texas Rio Grande Valley in Strategy C.2.6, Regional Advanced Tooling Center, \$345,670 in General Revenue in fiscal year 2020 and \$345,670 in General Revenue in fiscal year 2021 will be for the McAllen Advanced Manufacturing Research and Education Park.

4. Reporting Requirement on Research Expenditures.

- a. The University of Texas Rio Grande Valley, jointly with The University of Texas Rio Grande Valley School of Medicine, shall report, by December 1 of each year of the biennium, to the Legislative Budget Board, and the Governor, the amount of research expenditures at each of The University of Texas Rio Grande Valley School of Medicine and The University of Texas Rio Grande Valley.
- b. A report submitted under Subsection (a) must:
 - (1) be in a form prescribed by the Legislative Budget Board;
 - (2) account for research expenditures for the School of Medicine separately from programs at The University of Texas Rio Grande Valley; and
 - (3) report both restricted research expenditures and total research expenditures.

5. Reporting of Benefit Expenditures.

- a. The University of Texas Rio Grande Valley, jointly with The University of Texas Rio Grande Valley School of Medicine, shall report, by December 1 of each year of the biennium, to the Legislative Budget Board, and the Governor, the amount of benefit expenditures at each of The University of Texas Rio Grande Valley School of Medicine and The University of Texas Rio Grande Valley.
- b. A report submitted under Subsection (a) must:
 - (1) be in a form prescribed by the Legislative Budget Board;
 - (2) account for benefit expenditures for the School of Medicine separately from programs at The University of Texas Rio Grande Valley; and
 - (3) report expenditures for the Teachers Retirement System, Optional Retirement Program, and social security.

THE UNIVERSITY OF TEXAS OF THE PERMIAN BASIN

	For the Years Ending	
	August 31, 2020	August 31, 2021
Method of Financing:		
General Revenue Fund	\$ 31,866,072	\$ 31,856,430
GR Dedicated - Estimated Other Educational and General Income Account No. 770	<u>\$ 8,129,876</u>	<u>\$ 8,141,015</u>
Total, Method of Financing	<u>\$ 39,995,948</u>	<u>\$ 39,997,445</u>
Items of Appropriation:		
1. Educational and General State Support	\$ 39,995,948	\$ 39,997,445
Grand Total, THE UNIVERSITY OF TEXAS OF THE PERMIAN BASIN	<u>\$ 39,995,948</u>	<u>\$ 39,997,445</u>

THE UNIVERSITY OF TEXAS OF THE PERMIAN BASIN
(Continued)

This bill pattern represents an estimated 42.1% of this agency's estimated total available funds for the biennium.

Number of Full-Time-Equivalents (FTE)- Appropriated Funds	299.6	299.6
--	-------	-------

1. Informational Listing of Appropriated Funds. The appropriations made above for Educational and General State Support are subject to the special and general provisions of this Act and include the following amounts for the purposes indicated.

A. Goal: INSTRUCTION/OPERATIONS

Provide Instructional and Operations Support.

A.1.1. Strategy: OPERATIONS SUPPORT	\$ 12,375,872	\$ 12,375,872
A.1.2. Strategy: TEACHING EXPERIENCE SUPPLEMENT	427,579	427,579
A.1.3. Strategy: STAFF GROUP INSURANCE PREMIUMS	1,026,411	1,026,411
A.1.4. Strategy: WORKERS' COMPENSATION INSURANCE	20,896	20,896
A.1.5. Strategy: TEXAS PUBLIC EDUCATION GRANTS	<u>804,792</u>	<u>806,228</u>

Total, Goal A: INSTRUCTION/OPERATIONS	\$ 14,655,550	\$ 14,656,986
---------------------------------------	---------------	---------------

B. Goal: INFRASTRUCTURE SUPPORT

Provide Infrastructure Support.

B.1.1. Strategy: E&G SPACE SUPPORT Educational and General Space Support.	\$ 2,081,818	\$ 2,081,818
B.1.2. Strategy: TUITION REVENUE BOND RETIREMENT	12,185,988	12,186,050
B.1.3. Strategy: SMALL INSTITUTION SUPPLEMENT	<u>1,067,728</u>	<u>1,067,728</u>

Total, Goal B: INFRASTRUCTURE SUPPORT	\$ 15,335,534	\$ 15,335,596
---------------------------------------	---------------	---------------

C. Goal: NON-FORMULA SUPPORT

Provide Non-formula Support.

C.1. Objective: INSTRUCTIONAL SUPPORT

C.1.1. Strategy: PERFORMING ARTS CENTER	\$ 118,723	\$ 118,722
C.1.2. Strategy: INSTRUCTION ENHANCEMENT	2,137,009	2,137,009
C.1.3. Strategy: COLLEGE OF ENGINEERING	1,251,128	1,251,128
C.1.4. Strategy: SCHOOL OF NURSING	719,834	719,834
C.1.5. Strategy: RURAL DIGITAL UNIVERSITY	937,285	937,285

C.2. Objective: RESEARCH

C.2.1. Strategy: CENTER FOR ENERGY	\$ 124,469	\$ 124,469
------------------------------------	------------	------------

C.3. Objective: PUBLIC SERVICE

C.3.1. Strategy: PUBLIC LEADERSHIP INSTITUTE John Ben Shepperd Public Leadership Institute.	\$ 331,919	\$ 331,919
C.3.2. Strategy: SMALL BUSINESS DEVELOPMENT CENTER	101,262	101,262

C.4. Objective: INSTITUTIONAL SUPPORT

C.4.1. Strategy: INSTITUTIONAL ENHANCEMENT	<u>\$ 4,241,369</u>	<u>\$ 4,241,369</u>
--	---------------------	---------------------

Total, Goal C: NON-FORMULA SUPPORT	\$ 9,962,998	\$ 9,962,997
------------------------------------	--------------	--------------

D. Goal: RESEARCH FUNDS

D.1.1. Strategy: COMPREHENSIVE RESEARCH FUND	<u>\$ 41,866</u>	<u>\$ 41,866</u>
--	------------------	------------------

Grand Total, THE UNIVERSITY OF TEXAS OF THE PERMIAN BASIN

	<u>\$ 39,995,948</u>	<u>\$ 39,997,445</u>
--	----------------------	----------------------

Object-of-Expense Informational Listing:

Salaries and Wages	\$ 13,633,655	\$ 13,150,145
Other Personnel Costs	93,484	81,318
Faculty Salaries (Higher Education Only)	9,267,670	9,799,292
Professional Fees and Services	98,043	92,883
Consumable Supplies	9,451	12,151
Utilities	636,528	593,763
Travel	2,072	2,409
Rent - Building	5,972	6,090
Rent - Machine and Other	13,102	14,137
Debt Service	12,185,988	12,186,050
Other Operating Expense	3,245,191	3,252,979
Grants	<u>804,792</u>	<u>806,228</u>

Total, Object-of-Expense Informational Listing	<u>\$ 39,995,948</u>	<u>\$ 39,997,445</u>
--	----------------------	----------------------

THE UNIVERSITY OF TEXAS OF THE PERMIAN BASIN
(Continued)

Estimated Allocations for Employee Benefits and Debt Service Appropriations Made Elsewhere in this Act:

Employee Benefits

Retirement	\$ 1,123,787	\$ 1,148,563
Group Insurance	2,400,492	2,400,492
Social Security	<u>1,854,372</u>	<u>1,891,830</u>

Total, Estimated Allocations for Employee Benefits and Debt Service Appropriations Made Elsewhere in this Act

\$ <u>5,378,651</u>	\$ <u>5,440,885</u>
---------------------	---------------------

2. Performance Measure Targets. The following is a listing of the key performance target levels for The University of Texas of the Permian Basin. It is the intent of the Legislature that appropriations made by this Act be utilized in the most efficient and effective manner possible to achieve the intended mission of The University of Texas of the Permian Basin. In order to achieve the objectives and service standards established by this Act, The University of Texas of the Permian Basin shall make every effort to attain the following designated key performance target levels associated with each item of appropriation.

	<u>2020</u>	<u>2021</u>
A. Goal: INSTRUCTION/OPERATIONS		
Outcome (Results/Impact):		
Percent of First-time, Full-time, Degree-seeking Freshmen Who Earn a Baccalaureate Degree within Six Academic Years	37%	37%
Percent of First-time, Full-time, Degree-seeking Freshmen Who Earn a Baccalaureate Degree within Four Academic Years	24%	24%
Persistence Rate of First-time, Full-time, Degree-seeking Freshmen Students after One Academic Year	69%	69%
Certification Rate of Teacher Education Graduates	86%	86%
Percent of Baccalaureate Graduates Who Are First Generation College Graduates	56%	57%
Percent of Incoming Full-time Undergraduate Transfer Students Who Graduate within Four Years	58%	58%
Percent of Incoming Full-time Undergraduate Transfer Students Who Graduate within Two Years	28%	28%
Percent of Lower Division Semester Credit Hours Taught by Tenured or Tenure-Track Faculty	42%	42%
State Licensure Pass Rate of Engineering Graduates	85%	85%
State Licensure Pass Rate of Nursing Graduates	80%	80%
Dollar Value of External or Sponsored Research Funds (in Millions)	1.7	1.7
A.1.1. Strategy: OPERATIONS SUPPORT		
Efficiencies:		
Administrative Cost as a Percent of Total Expenditures	8.7%	8.7%
Average Cost of Resident Undergraduate Tuition And Fees For 15 Semester Credit Hours	4,104	4,227
Explanatory:		
Average Student Loan Debt	18,200	18,200
Percent of Students with Student Loan Debt	45%	45%
Average Financial Aid Award Per Full-Time Student	10,850	10,850
Percent of Full-Time Students Receiving Financial Aid	90%	90%

3. Definition of Allowable Expenses for Public Leadership Institute. Appropriated funds for the John Ben Shepperd Public Leadership Institute may be used to pay for costs associated with the Institute's education programs for public secondary and university-level students. Allowable costs include, but are not limited to, registration fees, group or air transportation, lodging, meals, training costs, and related expenses.

4. School of Nursing. Out of funds appropriated to The University of Texas of the Permian Basin in Strategy C.1.4, School of Nursing, \$719,834 in General Revenue in fiscal year 2020 and \$719,834 in General Revenue in fiscal year 2021 shall be used for the School of Nursing.

5. Rural Digital University. Out of funds appropriated to The University of Texas of the Permian Basin in Strategy C.1.5, Rural Digital University, \$937,285 in General Revenue in fiscal year 2020 and \$937,285 in General Revenue in fiscal year 2021 will be used for the Rural Digital University.

6. College of Engineering. Out of funds appropriated to The University of Texas of the Permian Basin in Strategy C.1.3, College of Engineering, \$1,251,128 in General Revenue each fiscal year shall be used for the College of Engineering.

THE UNIVERSITY OF TEXAS AT SAN ANTONIO

	For the Years Ending	
	August 31, 2020	August 31, 2021
Method of Financing:		
General Revenue Fund	\$ 112,871,965	\$ 112,836,252
<u>General Revenue Fund - Dedicated</u>		
Estimated Board Authorized Tuition Increases Account No. 704	\$ 4,170,246	\$ 4,170,246
Estimated Other Educational and General Income Account No. 770	<u>38,849,751</u>	<u>38,896,876</u>
Subtotal, General Revenue Fund - Dedicated	\$ 43,019,997	\$ 43,067,122
License Plate Trust Fund Account No. 0802, estimated	\$ 44	\$ 44
Total, Method of Financing	<u>\$ 155,892,006</u>	<u>\$ 155,903,418</u>
Items of Appropriation:		
1. Educational and General State Support	\$ 155,892,006	\$ 155,903,418
Grand Total, THE UNIVERSITY OF TEXAS AT SAN ANTONIO	<u>\$ 155,892,006</u>	<u>\$ 155,903,418</u>

This bill pattern represents an estimated 25.9% of this agency's estimated total available funds for the biennium.

Number of Full-Time-Equivalents (FTE)- Appropriated Funds	2,517.8	2,517.8
--	---------	---------

1. Informational Listing of Appropriated Funds. The appropriations made above for Educational and General State Support are subject to the special and general provisions of this Act and include the following amounts for the purposes indicated.

A. Goal: INSTRUCTION/OPERATIONS		
Provide Instructional and Operations Support.		
A.1.1. Strategy: OPERATIONS SUPPORT	\$ 94,337,296	\$ 94,337,297
A.1.2. Strategy: TEACHING EXPERIENCE SUPPLEMENT	1,892,697	1,892,697
A.1.3. Strategy: STAFF GROUP INSURANCE PREMIUMS	6,115,691	6,115,691
A.1.4. Strategy: WORKERS' COMPENSATION INSURANCE	130,217	130,217
A.1.5. Strategy: UNEMPLOYMENT COMPENSATION INSURANCE	238	239
A.1.6. Strategy: TEXAS PUBLIC EDUCATION GRANTS	<u>5,740,079</u>	<u>5,751,257</u>
Total, Goal A: INSTRUCTION/OPERATIONS	\$ 108,216,218	\$ 108,227,398
B. Goal: INFRASTRUCTURE SUPPORT		
Provide Infrastructure Support.		
B.1.1. Strategy: E&G SPACE SUPPORT Educational and General Space Support.	\$ 17,381,325	\$ 17,381,326
B.1.2. Strategy: TUITION REVENUE BOND RETIREMENT	<u>16,640,763</u>	<u>16,641,000</u>
Total, Goal B: INFRASTRUCTURE SUPPORT	\$ 34,022,088	\$ 34,022,326
C. Goal: NON-FORMULA SUPPORT		
Provide Non-formula Support.		
C.1. Objective: INSTRUCTIONAL SUPPORT		
C.1.1. Strategy: TEXAS PRE-ENGINEERING PROGRAM	\$ 285,729	\$ 285,729
C.2. Objective: RESEARCH		
C.2.1. Strategy: SA-LIFE SCIENCES INSTITUTE (SALS)	\$ 1,388,570	\$ 1,388,569
C.3. Objective: PUBLIC SERVICE		
C.3.1. Strategy: SMALL BUSINESS DEVELOPMENT CENTER	\$ 2,742,957	\$ 2,742,956
C.3.2. Strategy: INSTITUTE OF TEXAN CULTURES	1,001,572	1,001,571
C.3.3. Strategy: SW TX BORDER SBDC South-West Texas Border Network SBDC.	877,750	877,749
C.4. Objective: INSTITUTIONAL SUPPORT		
C.4.1. Strategy: INSTITUTIONAL ENHANCEMENT	\$ 1,788,839	\$ 1,788,838
C.4.2. Strategy: TEXAS STATE DATA CENTER	<u>352,439</u>	<u>352,438</u>
Total, Goal C: NON-FORMULA SUPPORT	\$ 8,437,856	\$ 8,437,850

THE UNIVERSITY OF TEXAS AT SAN ANTONIO
(Continued)

D. Goal: RESEARCH FUNDS
D.1.1. Strategy: CORE RESEARCH SUPPORT \$ 5,215,844 \$ 5,215,844

Grand Total, THE UNIVERSITY OF TEXAS AT SAN ANTONIO \$ 155,892,006 \$ 155,903,418

Object-of-Expense Informational Listing:

Salaries and Wages	\$ 52,350,448	\$ 52,623,320
Other Personnel Costs	10,889,456	10,881,367
Faculty Salaries (Higher Education Only)	66,290,832	66,345,044
Utilities	626,674	640,488
Debt Service	16,640,763	16,641,000
Other Operating Expense	3,353,710	3,020,898
Client Services	44	44
Grants	5,740,079	5,751,257

Total, Object-of-Expense Informational Listing \$ 155,892,006 \$ 155,903,418

Estimated Allocations for Employee Benefits and Debt Service Appropriations Made Elsewhere in this Act:

Employee Benefits

Retirement	\$ 7,815,627	\$ 7,981,297
Group Insurance	13,233,933	13,233,933
Social Security	11,366,308	11,595,907

Total, Estimated Allocations for Employee Benefits and Debt Service Appropriations Made Elsewhere in this Act \$ 32,415,868 \$ 32,811,137

2. Performance Measure Targets. The following is a listing of the key performance target levels for The University of Texas at San Antonio. It is the intent of the Legislature that appropriations made by this Act be utilized in the most efficient and effective manner possible to achieve the intended mission of The University of Texas at San Antonio. In order to achieve the objectives and service standards established by this Act, The University of Texas at San Antonio shall make every effort to attain the following designated key performance target levels associated with each item of appropriation.

	2020	2021
A. Goal: INSTRUCTION/OPERATIONS		
Outcome (Results/Impact):		
Percent of First-time, Full-time, Degree-seeking Freshmen Who Earn a Baccalaureate Degree within Six Academic Years	43.9%	45.9%
Percent of First-time, Full-time, Degree-seeking Freshmen Who Earn a Baccalaureate Degree within Four Academic Years	29%	30.1%
Persistence Rate of First-time, Full-time, Degree-seeking Freshmen Students after One Academic Year	78.61%	80.97%
Certification Rate of Teacher Education Graduates	80%	80%
Percent of Baccalaureate Graduates Who Are First Generation College Graduates	45.87%	45.31%
Percent of Incoming Full-time Undergraduate Transfer Students Who Graduate within Four Years	61.5%	62.5%
Percent of Incoming Full-time Undergraduate Transfer Students Who Graduate within Two Years	34.24%	35.86%
Percent of Lower Division Semester Credit Hours Taught by Tenured or Tenure-Track Faculty	19%	19%
State Licensure Pass Rate of Engineering Graduates	70%	70%
Dollar Value of External or Sponsored Research Funds (in Millions)	50	55
A.1.1. Strategy: OPERATIONS SUPPORT		
Efficiencies:		
Administrative Cost as a Percent of Total Expenditures	8%	8%
Average Cost of Resident Undergraduate Tuition And Fees For 15 Semester Credit Hours	5,193.33	5,193.33
Explanatory:		
Average Student Loan Debt	23,500	23,000
Percent of Students with Student Loan Debt	59%	58%
Average Financial Aid Award Per Full-Time Student	10,915.43	11,242.9
Percent of Full-Time Students Receiving Financial Aid	64%	64%

3. Institute of Texan Cultures. Out of the funds appropriated above, it is the intent of the Legislature that The University of Texas at San Antonio spend up to \$1,001,572 in fiscal year 2020 and \$1,001,571 in fiscal year 2021 for the Institute of Texan Cultures.

THE UNIVERSITY OF TEXAS AT SAN ANTONIO
(Continued)

- 4. Unexpended Balances Between Fiscal Years: San Antonio Life Sciences Institute.** Any unexpended balances as of August 31, 2020, from the appropriations identified in Strategy C.2.1, San Antonio Life Sciences Institute, are hereby appropriated to The University of Texas at San Antonio for the same purpose for the fiscal year beginning September 1, 2020.

THE UNIVERSITY OF TEXAS AT TYLER

	For the Years Ending	
	August 31, 2020	August 31, 2021
Method of Financing:		
General Revenue Fund	\$ 36,070,813	\$ 36,056,229
GR Dedicated - Estimated Other Educational and General Income Account No. 770	\$ 10,909,743	\$ 10,928,096
Total, Method of Financing	\$ 46,980,556	\$ 46,984,325
Items of Appropriation:		
1. Educational and General State Support	\$ 46,980,556	\$ 46,984,325
Grand Total, THE UNIVERSITY OF TEXAS AT TYLER	\$ 46,980,556	\$ 46,984,325
This bill pattern represents an estimated 29.4% of this agency's estimated total available funds for the biennium.		
Number of Full-Time-Equivalents (FTE)- Appropriated Funds	465.9	465.9
1. Informational Listing of Appropriated Funds. The appropriations made above for Educational and General State Support are subject to the special and general provisions of this Act and include the following amounts for the purposes indicated.		
A. Goal: INSTRUCTION/OPERATIONS Provide Instructional and Operations Support.		
A.1.1. Strategy: OPERATIONS SUPPORT	\$ 25,492,758	\$ 25,492,757
A.1.2. Strategy: TEACHING EXPERIENCE SUPPLEMENT	695,940	695,940
A.1.3. Strategy: STAFF GROUP INSURANCE PREMIUMS	1,303,241	1,303,241
A.1.4. Strategy: WORKERS' COMPENSATION INSURANCE	42,752	42,752
A.1.5. Strategy: TEXAS PUBLIC EDUCATION GRANTS	1,446,571	1,450,291
Total, Goal A: INSTRUCTION/OPERATIONS	\$ 28,981,262	\$ 28,984,981
B. Goal: INFRASTRUCTURE SUPPORT Provide Infrastructure Support.		
B.1.1. Strategy: E&G SPACE SUPPORT Educational and General Space Support.	\$ 4,028,493	\$ 4,028,493
B.1.2. Strategy: TUITION REVENUE BOND RETIREMENT	9,869,850	9,869,900
B.1.3. Strategy: SMALL INSTITUTION SUPPLEMENT	71,835	71,835
Total, Goal B: INFRASTRUCTURE SUPPORT	\$ 13,970,178	\$ 13,970,228
C. Goal: NON-FORMULA SUPPORT Provide Non-formula Support.		
C.1. Objective: INSTRUCTIONAL SUPPORT		
C.1.1. Strategy: PALESTINE CAMPUS	\$ 183,110	\$ 183,110
C.1.2. Strategy: LONGVIEW CAMPUS	493,065	493,065
C.2. Objective: INSTITUTIONAL SUPPORT		
C.2.1. Strategy: INSTITUTIONAL ENHANCEMENT	\$ 3,252,842	\$ 3,252,842
Total, Goal C: NON-FORMULA SUPPORT	\$ 3,929,017	\$ 3,929,017
D. Goal: RESEARCH FUNDS		
D.1.1. Strategy: COMPREHENSIVE RESEARCH FUND	\$ 100,099	\$ 100,099
Grand Total, THE UNIVERSITY OF TEXAS AT TYLER	\$ 46,980,556	\$ 46,984,325

THE UNIVERSITY OF TEXAS AT TYLER
(Continued)

Object-of-Expense Informational Listing:

Salaries and Wages	\$ 12,101,868	\$ 12,118,019
Other Personnel Costs	2,915,689	2,915,881
Faculty Salaries (Higher Education Only)	20,546,422	20,531,513
Debt Service	9,869,850	9,869,900
Other Operating Expense	100,156	98,721
Grants	<u>1,446,571</u>	<u>1,450,291</u>

Total, Object-of-Expense Informational Listing \$ 46,980,556 \$ 46,984,325

Estimated Allocations for Employee Benefits and Debt Service Appropriations Made Elsewhere in this Act:

Employee Benefits

Retirement	\$ 2,566,333	\$ 2,626,248
Group Insurance	3,710,859	3,710,859
Social Security	<u>2,469,026</u>	<u>2,518,901</u>

Total, Estimated Allocations for Employee Benefits and Debt Service Appropriations Made Elsewhere in this Act \$ 8,746,218 \$ 8,856,008

2. Performance Measure Targets. The following is a listing of the key performance target levels for The University of Texas at Tyler. It is the intent of the Legislature that appropriations made by this Act be utilized in the most efficient and effective manner possible to achieve the intended mission of The University of Texas at Tyler. In order to achieve the objectives and service standards established by this Act, The University of Texas at Tyler shall make every effort to attain the following designated key performance target levels associated with each item of appropriation.

	<u>2020</u>	<u>2021</u>
A. Goal: INSTRUCTION/OPERATIONS		
Outcome (Results/Impact):		
Percent of First-time, Full-time, Degree-seeking Freshmen Who Earn a Baccalaureate Degree within Six Academic Years	46.8%	47.8%
Percent of First-time, Full-time, Degree-seeking Freshmen Who Earn a Baccalaureate Degree within Four Academic Years	26.8%	27.3%
Persistence Rate of First-time, Full-time, Degree-seeking Freshmen Students after One Academic Year	65.1%	65.6%
Certification Rate of Teacher Education Graduates	93.9%	94.4%
Percent of Baccalaureate Graduates Who Are First Generation College Graduates	61.8%	62.3%
Percent of Incoming Full-time Undergraduate Transfer Students Who Graduate within Four Years	61.5%	62%
Percent of Incoming Full-time Undergraduate Transfer Students Who Graduate within Two Years	26.8%	27.3%
Percent of Lower Division Semester Credit Hours Taught by Tenured or Tenure-Track faculty	32.4%	32.9%
State Licensure Pass Rate of Engineering Graduates	45.2%	45.7%
State Licensure Pass Rate of Nursing Graduates	94.3%	94.8%
Dollar Value of External or Sponsored Research Funds (in Millions)	1.21	1.22
A.1.1. Strategy: OPERATIONS SUPPORT		
Efficiencies:		
Administrative Cost as a Percent of Total Expenditures	7.5%	7%
Average Cost of Resident Undergraduate Tuition And Fees For 15 Semester Credit Hours	4,371	4,502
Explanatory:		
Average Student Loan Debt	40,311	41,319
Percent of Students with Student Loan Debt	45%	45%
Average Financial Aid Award Per Full-Time Student	20,590	21,104
Percent of Full-Time Students Receiving Financial Aid	42.34%	42.34%

3. Palestine Campus. Out of funds appropriated to The University of Texas at Tyler in Strategy C.1.1, Palestine Campus, \$183,110 in General Revenue in fiscal year 2020 and \$183,110 in General Revenue in fiscal year 2021 will be used for the Palestine Campus.

TEXAS A&M UNIVERSITY SYSTEM ADMINISTRATIVE AND GENERAL OFFICES

	For the Years Ending	
	August 31, 2020	August 31, 2021
Method of Financing:		
General Revenue Fund	\$ 770,028	\$ 770,027
Total, Method of Financing	<u>\$ 770,028</u>	<u>\$ 770,027</u>
Items of Appropriation:		
1. Educational and General State Support	\$ 770,028	\$ 770,027
Grand Total, TEXAS A&M UNIVERSITY SYSTEM ADMINISTRATIVE AND GENERAL OFFICES	<u>\$ 770,028</u>	<u>\$ 770,027</u>

This bill pattern represents an estimated 2.7% of this agency's estimated total available funds for the biennium.

Number of Full-Time-Equivalents (FTE)- Appropriated Funds	104.9	104.9
--	-------	-------

1. Informational Listing of Appropriated Funds. The appropriations made above for Educational and General State Support are subject to the special and general provisions of this Act and include the following amounts for the purposes indicated.

A. Goal: INSTRUCTION/OPERATIONS		
Provide Instructional and Operations Support.		
A.1.1. Strategy: SYSTEM OFFICE OPERATIONS	\$ 199,768	\$ 199,768
B. Goal: NON-FORMULA SUPPORT		
Provide Non-formula Support.		
B.1. Objective: INSTRUCTIONAL SUPPORT		
B.1.1. Strategy: SCHOLARSHIPS	\$ 530,234	\$ 530,233
B.2. Objective: PUBLIC SERVICE		
B.2.1. Strategy: TASK FORCE	\$ 40,026	\$ 40,026
Total, Goal B: NON-FORMULA SUPPORT	<u>\$ 570,260</u>	<u>\$ 570,259</u>
Grand Total, TEXAS A&M UNIVERSITY SYSTEM ADMINISTRATIVE AND GENERAL OFFICES	<u>\$ 770,028</u>	<u>\$ 770,027</u>

Object-of-Expense Informational Listing:		
Other Operating Expense	\$ 40,026	\$ 40,026
Client Services	<u>730,002</u>	<u>730,001</u>
Total, Object-of-Expense Informational Listing	<u>\$ 770,028</u>	<u>\$ 770,027</u>

2. Governing Board. Out of the funds appropriated above, an amount not to exceed \$325,000 in each year of the biennium shall be for all expenses associated with the governing board's duties including, but not limited to: travel, entertainment, lodging, and expenses of state employees who provide services for the governing board.

A separate record of the board's expenditures shall be kept and retained in the same manner as the fiscal records of the institution(s) the board governs. No funds may be used for the governing board's expenses except for the specific amounts designated above. Funds appropriated for the governing board's expenses may be used for any other purpose covered by this Act.

TEXAS A&M UNIVERSITY

	For the Years Ending	
	August 31, 2020	August 31, 2021
Method of Financing:		
General Revenue Fund	\$ 342,078,776	\$ 341,803,641

TEXAS A&M UNIVERSITY
(Continued)

General Revenue Fund - Dedicated

Estimated Board Authorized Tuition Increases Account No. 704	\$ 10,611,586	\$ 10,611,586
Estimated Other Educational and General Income Account No. 770	120,858,308	121,157,491

Subtotal, General Revenue Fund - Dedicated	\$ 131,469,894	\$ 131,769,077
--	----------------	----------------

License Plate Trust Fund Account No. 0802, estimated	\$ 165,000	\$ 165,000
--	------------	------------

Total, Method of Financing	\$ 473,713,670	\$ 473,737,718
-----------------------------------	-----------------------	-----------------------

Items of Appropriation:

1. Educational and General State Support	\$ 473,713,670	\$ 473,737,718
--	----------------	----------------

Grand Total, TEXAS A&M UNIVERSITY	\$ 473,713,670	\$ 473,737,718
--	-----------------------	-----------------------

This bill pattern represents an estimated 22.8% of this agency's estimated total available funds for the biennium.

Number of Full-Time-Equivalents (FTE)-

Appropriated Funds	5,793.3	5,793.3
---------------------------	---------	---------

1. Informational Listing of Appropriated Funds. The appropriations made above for Educational and General State Support are subject to the special and general provisions of this Act and include the following amounts for the purposes indicated.

A. Goal: INSTRUCTION/OPERATIONS

Provide Instructional and Operations Support.

A.1.1. Strategy: OPERATIONS SUPPORT	\$ 293,072,944	\$ 293,072,944
A.1.2. Strategy: TEACHING EXPERIENCE SUPPLEMENT	5,127,892	5,127,893
A.1.3. Strategy: STAFF GROUP INSURANCE PREMIUMS	17,533,857	17,533,857
A.1.4. Strategy: WORKERS' COMPENSATION INSURANCE	1,385,660	1,385,660
A.1.5. Strategy: TEXAS PUBLIC EDUCATION GRANTS	11,998,676	12,043,363
A.1.6. Strategy: ORGANIZED ACTIVITIES	21,403,743	21,403,743

Total, Goal A: INSTRUCTION/OPERATIONS	\$ 350,522,772	\$ 350,567,460
--	----------------	----------------

B. Goal: INFRASTRUCTURE SUPPORT

Provide Infrastructure Support.

B.1.1. Strategy: E&G SPACE SUPPORT Educational and General Space Support.	\$ 44,863,199	\$ 44,863,199
B.1.2. Strategy: TUITION REVENUE BOND RETIREMENT	8,288,225	8,267,586

Total, Goal B: INFRASTRUCTURE SUPPORT	\$ 53,151,424	\$ 53,130,785
--	---------------	---------------

C. Goal: NON-FORMULA SUPPORT

Provide Non-formula Support.

C.1. Objective: RESEARCH

C.1.1. Strategy: CYCLOTRON INSTITUTE	\$ 260,314	\$ 260,313
C.1.2. Strategy: SEA GRANT PROGRAM	170,807	170,807
C.1.3. Strategy: ENERGY RESOURCES PROGRAM	262,029	262,029

C.2. Objective: PUBLIC SERVICE

C.2.1. Strategy: SCHOOL OF ARCHITECTURE	\$ 356,298	\$ 356,298
---	------------	------------

C.3. Objective: INSTITUTIONAL SUPPORT

C.3.1. Strategy: INSTITUTIONAL ENHANCEMENT	\$ 27,665,000	\$ 27,665,000
--	---------------	---------------

Total, Goal C: NON-FORMULA SUPPORT	\$ 28,714,448	\$ 28,714,447
---	---------------	---------------

D. Goal: RESEARCH FUNDS

D.1.1. Strategy: TEXAS RESEARCH UNIVERSITY FUND	\$ 41,325,026	\$ 41,325,026
---	---------------	---------------

Grand Total, TEXAS A&M UNIVERSITY	\$ 473,713,670	\$ 473,737,718
--	-----------------------	-----------------------

Object-of-Expense Informational Listing:

Salaries and Wages	\$ 148,336,053	\$ 150,631,886
Other Personnel Costs	12,055,409	11,912,374
Faculty Salaries (Higher Education Only)	241,244,208	239,510,239
Professional Fees and Services	1,147,836	1,351,910
Fuels and Lubricants	32,105	23,315
Consumable Supplies	616	659

TEXAS A&M UNIVERSITY
(Continued)

Utilities	333,438	389,939
Travel	1,946	1,327
Rent - Building	11,286	10,313
Rent - Machine and Other	129,655	103,007
Debt Service	8,288,225	8,267,586
Other Operating Expense	49,943,562	49,308,737
Client Services	190,655	183,063
Grants	<u>11,998,676</u>	<u>12,043,363</u>

Total, Object-of-Expense Informational Listing \$ 473,713,670 \$ 473,737,718

Estimated Allocations for Employee Benefits and Debt Service Appropriations Made Elsewhere in this Act:

Employee Benefits

Retirement	\$ 24,739,060	\$ 25,215,471
Group Insurance	39,206,875	39,206,875
Social Security	<u>24,877,290</u>	<u>25,379,811</u>

Total, Estimated Allocations for Employee Benefits and Debt Service Appropriations Made Elsewhere in this Act \$ 88,823,225 \$ 89,802,157

2. Performance Measure Targets. The following is a listing of the key performance target levels for the Texas A&M University. It is the intent of the Legislature that appropriations made by this Act be utilized in the most efficient and effective manner possible to achieve the intended mission of the Texas A&M University. In order to achieve the objectives and service standards established by this Act, the Texas A&M University shall make every effort to attain the following designated key performance target levels associated with each item of appropriation.

	<u>2020</u>	<u>2021</u>
A. Goal: INSTRUCTION/OPERATIONS		
Outcome (Results/Impact):		
Percent of First-time, Full-time, Degree-seeking Freshmen Who Earn a Baccalaureate Degree within Six Academic Years	83.5%	83.5%
Percent of First-time, Full-time, Degree-seeking Freshmen Who Earn a Baccalaureate Degree within Four Academic Years	56%	56%
Persistence Rate of First-time, Full-time, Degree-seeking Freshmen Students after One Academic Year	95%	95%
Certification Rate of Teacher Education Graduates	94.4%	94.4%
Percent of Baccalaureate Graduates Who Are First Generation College Graduates	26.8%	26.8%
Percent of Incoming Full-time Undergraduate Transfer Students Who Graduate within Four Years	85.1%	85.1%
Percent of Incoming Full-time Undergraduate Transfer Students Who Graduate within Two Years	22%	22%
Percent of Lower Division Semester Credit Hours Taught by Tenured or Tenure-Track Faculty	28%	28%
State Licensure Pass Rate Law Graduates	83.6%	83.7%
State Licensure Pass Rate of Engineering Graduates	89%	89%
State Licensure Examination Pass Rate of Veterinary Medicine Graduates	96%	96%
Dollar Value of External or Sponsored Research Funds (in Millions)	197	197
A.1.1. Strategy: OPERATIONS SUPPORT		
Efficiencies:		
Administrative Cost as a Percent of Total Expenditures	5.2%	5.2%
Average Cost of Resident Undergraduate Tuition And Fees For 15 Semester Credit Hours	5,805	5,805
Explanatory:		
Average Student Loan Debt	23,300	23,300
Percent of Students with Student Loan Debt	47%	47%
Average Financial Aid Award Per Full-Time Student	16,000	16,000
Percent of Full-Time Students Receiving Financial Aid	74%	74%

TEXAS A&M UNIVERSITY AT GALVESTON

	For the Years Ending	
	<u>August 31,</u> <u>2020</u>	<u>August 31,</u> <u>2021</u>
Method of Financing:		
General Revenue Fund	\$ 22,161,422	\$ 22,143,056

TEXAS A&M UNIVERSITY AT GALVESTON
(Continued)

General Revenue Fund - Dedicated

Estimated Board Authorized Tuition Increases Account No. 704	\$ 138,500	\$ 138,500
Estimated Other Educational and General Income Account No. 770	2,980,517	2,986,171
Oyster Sales Account No. 5022	<u>100,000</u>	<u>100,000</u>

Subtotal, General Revenue Fund - Dedicated \$ 3,219,017 \$ 3,224,671

Total, Method of Financing \$ 25,380,439 \$ 25,367,727

Items of Appropriation:

1. Educational and General State Support \$ 25,380,439 \$ 25,367,727

Grand Total, TEXAS A&M UNIVERSITY AT GALVESTON \$ 25,380,439 \$ 25,367,727

This bill pattern represents an estimated 33.3% of this agency's estimated total available funds for the biennium.

Number of Full-Time-Equivalents (FTE)-Appropriated Funds

180.2 180.2

1. Informational Listing of Appropriated Funds. The appropriations made above for Educational and General State Support are subject to the special and general provisions of this Act and include the following amounts for the purposes indicated.

A. Goal: INSTRUCTION/OPERATIONS

Provide Instructional and Operations Support.

A.1.1. Strategy: OPERATIONS SUPPORT	\$ 9,516,136	\$ 9,516,136
A.1.2. Strategy: TEACHING EXPERIENCE SUPPLEMENT	159,109	159,109
A.1.3. Strategy: STAFF GROUP INSURANCE PREMIUMS	456,947	456,947
A.1.4. Strategy: WORKERS' COMPENSATION INSURANCE	60,136	60,136
A.1.5. Strategy: UNEMPLOYMENT COMPENSATION INSURANCE	648	648
A.1.6. Strategy: TEXAS PUBLIC EDUCATION GRANTS	<u>339,545</u>	<u>340,428</u>

Total, Goal A: INSTRUCTION/OPERATIONS \$ 10,532,521 \$ 10,533,404

B. Goal: INFRASTRUCTURE SUPPORT

Provide Infrastructure Support.

B.1.1. Strategy: E&G SPACE SUPPORT	\$ 2,885,462	\$ 2,885,462
Educational and General Space Support.		
B.1.2. Strategy: TUITION REVENUE BOND RETIREMENT	8,277,736	8,264,143
B.1.3. Strategy: SMALL INSTITUTION SUPPLEMENT	<u>1,316,566</u>	<u>1,316,566</u>

Total, Goal B: INFRASTRUCTURE SUPPORT \$ 12,479,764 \$ 12,466,171

C. Goal: NON-FORMULA SUPPORT

Provide Non-formula Support.

C.1. Objective: RESEARCH

C.1.1. Strategy: COASTAL ZONE LABORATORY	\$ 11,438	\$ 11,438
C.1.2. Strategy: TEXAS INSTITUTE OF OCEANOGRAPHY	334,609	334,608

C.2. Objective: INSTITUTIONAL SUPPORT

C.2.1. Strategy: INSTITUTIONAL ENHANCEMENT	<u>\$ 1,574,271</u>	<u>\$ 1,574,270</u>
---	---------------------	---------------------

Total, Goal C: NON-FORMULA SUPPORT \$ 1,920,318 \$ 1,920,316

D. Goal: RESEARCH FUNDS

D.1.1. Strategy: COMPREHENSIVE RESEARCH FUND	<u>\$ 447,836</u>	<u>\$ 447,836</u>
---	-------------------	-------------------

Grand Total, TEXAS A&M UNIVERSITY AT GALVESTON \$ 25,380,439 \$ 25,367,727

Object-of-Expense Informational Listing:

Salaries and Wages	\$ 6,611,350	\$ 6,578,536
Other Personnel Costs	80,097	80,366
Faculty Salaries (Higher Education Only)	6,567,376	6,599,630
Consumable Supplies	42,548	42,583
Travel	217	224
Rent - Machine and Other	23	24
Debt Service	8,277,736	8,264,143

TEXAS A&M UNIVERSITY AT GALVESTON
(Continued)

Other Operating Expense	3,461,547	3,461,793
Grants	339,545	340,428
Total, Object-of-Expense Informational Listing	\$ 25,380,439	\$ 25,367,727

Estimated Allocations for Employee Benefits and Debt Service Appropriations Made Elsewhere in this Act:

Employee Benefits

Retirement	\$ 945,235	\$ 970,870
Group Insurance	1,948,178	1,948,178
Social Security	1,131,529	1,154,386

Total, Estimated Allocations for Employee Benefits and Debt Service Appropriations Made Elsewhere in this Act	\$ 4,024,942	\$ 4,073,434
--	---------------------	---------------------

2. Performance Measure Targets. The following is a listing of the key performance target levels for the Texas A&M University at Galveston. It is the intent of the Legislature that appropriations made by this Act be utilized in the most efficient and effective manner possible to achieve the intended mission of the Texas A&M University at Galveston. In order to achieve the objectives and service standards established by this Act, the Texas A&M University at Galveston shall make every effort to attain the following designated key performance target levels associated with each item of appropriation.

	2020	2021
A. Goal: INSTRUCTION/OPERATIONS		
Outcome (Results/Impact):		
Percent of First-time, Full-time, Degree-seeking Freshmen Who Earn a Baccalaureate Degree within Six Academic Years	38%	40%
Percent of First-time, Full-time, Degree-seeking Freshmen Who Earn a Baccalaureate Degree within Four Academic Years	28%	30%
Persistence Rate of First-time, Full-time, Degree-seeking Freshmen Students after One Academic Year	62%	65%
Percent of Baccalaureate Graduates Who Are First Generation College Graduates	35%	40%
Percent of Incoming Full-time Undergraduate Transfer Students Who Graduate within Four Years	62%	65%
Percent of Incoming Full-time Undergraduate Transfer Students Who Graduate within Two Years	12%	14%
Percent of Lower Division Semester Credit Hours Taught by Tenured or Tenure-Track Faculty	20%	20%
Dollar Value of External or Sponsored Research Funds (in Millions)	6.9	6.9
A.1.1. Strategy: OPERATIONS SUPPORT		
Efficiencies:		
Administrative Cost as a Percent of Total Expenditures	10.21%	10.22%
Average Cost of Resident Undergraduate Tuition And Fees For 15 Semester Credit Hours	5,905	5,905
Explanatory:		
Average Student Loan Debt	30,839	30,839
Percent of Students with Student Loan Debt	78%	78%
Average Financial Aid Award Per Full-Time Student	16,541	16,541
Percent of Full-Time Students Receiving Financial Aid	75%	75%

3. Training Vessel. No funds appropriated to Texas A&M University at Galveston may be expended for purchase of a training vessel.

PRAIRIE VIEW A&M UNIVERSITY

	For the Years Ending	
	August 31, 2020	August 31, 2021
Method of Financing:		
General Revenue Fund	\$ 48,230,831	\$ 48,191,613
<u>General Revenue Fund - Dedicated</u>		
Estimated Board Authorized Tuition Increases Account No. 704	\$ 743,331	\$ 743,331
Estimated Other Educational and General Income Account No. 770	16,706,810	16,743,956

PRAIRIE VIEW A&M UNIVERSITY
(Continued)

Center for Study and Prevention of Juvenile Crime and Delinquency Account No. 5029	1,361,281	1,361,281
Subtotal, General Revenue Fund - Dedicated	\$ 18,811,422	\$ 18,848,568
Total, Method of Financing	\$ 67,042,253	\$ 67,040,181
Items of Appropriation:		
1. Educational and General State Support	\$ 67,042,253	\$ 67,040,181
Grand Total, PRAIRIE VIEW A&M UNIVERSITY	\$ 67,042,253	\$ 67,040,181

This bill pattern represents an estimated 31.8% of this agency's estimated total available funds for the biennium.

Number of Full-Time-Equivalents (FTE)- Appropriated Funds	755.3	755.3
--	-------	-------

1. Informational Listing of Appropriated Funds. The appropriations made above for Educational and General State Support are subject to the special and general provisions of this Act and include the following amounts for the purposes indicated.

A. Goal: INSTRUCTION/OPERATIONS

Provide Instructional and Operations Support.

A.1.1. Strategy: OPERATIONS SUPPORT	\$ 24,380,735	\$ 24,380,735
A.1.2. Strategy: TEACHING EXPERIENCE SUPPLEMENT	797,805	797,805
A.1.3. Strategy: STAFF GROUP INSURANCE PREMIUMS	1,891,451	1,891,451
A.1.4. Strategy: WORKERS' COMPENSATION INSURANCE	112,880	112,881
A.1.5. Strategy: UNEMPLOYMENT COMPENSATION INSURANCE	34,468	34,468
A.1.6. Strategy: TEXAS PUBLIC EDUCATION GRANTS	1,992,768	1,998,983
Total, Goal A: INSTRUCTION/OPERATIONS	\$ 29,210,107	\$ 29,216,323

B. Goal: INFRASTRUCTURE SUPPORT

Provide Infrastructure Support.

B.1.1. Strategy: E&G SPACE SUPPORT Educational and General Space Support.	\$ 6,569,616	\$ 6,569,616
B.1.2. Strategy: TUITION REVENUE BOND RETIREMENT	6,674,016	6,665,734
B.1.3. Strategy: SMALL INSTITUTION SUPPLEMENT	103,195	103,195
Total, Goal B: INFRASTRUCTURE SUPPORT	\$ 13,346,827	\$ 13,338,545

C. Goal: NON-FORMULA SUPPORT

Provide Non-formula Support.

C.1. Objective: INSTRUCTIONAL SUPPORT		
C.1.1. Strategy: STUDENT NURSE STIPENDS	\$ 75,839	\$ 75,838
C.1.2. Strategy: HONORS PROGRAM	27,008	27,007
C.2. Objective: RESEARCH		
C.2.1. Strategy: AGRICULTURE MATCH	\$ 2,133,899	\$ 2,133,899
C.3. Objective: PUBLIC SERVICE		
C.3.1. Strategy: JUVENILE CRIME PREVENTION CENTER	\$ 1,361,281	\$ 1,361,281
C.3.2. Strategy: COMMUNITY DEVELOPMENT	132,720	132,719
C.4. Objective: INSTITUTIONAL SUPPORT		
C.4.1. Strategy: INSTITUTIONAL ENHANCEMENT	\$ 7,563,362	\$ 7,563,359
C.4.2. Strategy: UNIVERSITY REALIGNMENT	33,269	33,269
Total, Goal C: NON-FORMULA SUPPORT	\$ 11,327,378	\$ 11,327,372

D. Goal: ACADEMIC DEVELOPMENT INITIATIVE

D.1.1. Strategy: ACADEMIC DEVELOPMENT INITIATIVE	\$ 12,500,000	\$ 12,500,000
--	---------------	---------------

E. Goal: RESEARCH FUNDS

E.1.1. Strategy: COMPREHENSIVE RESEARCH FUND	\$ 657,941	\$ 657,941
--	------------	------------

Grand Total, PRAIRIE VIEW A&M UNIVERSITY	\$ 67,042,253	\$ 67,040,181
---	----------------------	----------------------

Object-of-Expense Informational Listing:

Salaries and Wages	\$ 19,778,513	\$ 22,047,237
Other Personnel Costs	1,046,959	597,359

PRAIRIE VIEW A&M UNIVERSITY
(Continued)

Faculty Salaries (Higher Education Only)	25,711,698	25,114,688
Professional Salaries - Faculty Equivalent (Higher Education Only)	209,439	160,000
Professional Salaries - Extension (Texas AgriLife Extension Svc)	390,852	0
Professional Fees and Services	120,996	45,217
Fuels and Lubricants	682	285
Consumable Supplies	68,544	2,067
Utilities	6,575,519	6,572,403
Travel	68,523	37,421
Rent - Building	3,852	0
Rent - Machine and Other	24,929	13,708
Debt Service	6,674,016	6,665,734
Other Operating Expense	3,625,916	3,182,232
Client Services	422,597	602,847
Grants	1,992,768	1,998,983
Capital Expenditures	<u>326,450</u>	<u>0</u>

Total, Object-of-Expense Informational Listing \$ 67,042,253 \$ 67,040,181

Estimated Allocations for Employee Benefits and Debt Service Appropriations Made Elsewhere in this Act:

Employee Benefits

Retirement	\$ 2,607,157	\$ 2,680,783
Group Insurance	5,553,939	5,553,939
Social Security	<u>3,315,087</u>	<u>3,382,052</u>

Total, Estimated Allocations for Employee Benefits and Debt Service Appropriations Made Elsewhere in this Act \$ 11,476,183 \$ 11,616,774

2. Performance Measure Targets. The following is a listing of the key performance target levels for the Prairie View A&M University. It is the intent of the Legislature that appropriations made by this Act be utilized in the most efficient and effective manner possible to achieve the intended mission of the Prairie View A&M University. In order to achieve the objectives and service standards established by this Act, the Prairie View A&M University shall make every effort to attain the following designated key performance target levels associated with each item of appropriation.

	<u>2020</u>	<u>2021</u>
A. Goal: INSTRUCTION/OPERATIONS		
Outcome (Results/Impact):		
Percent of First-time, Full-time, Degree-seeking Freshmen Who Earn a Baccalaureate Degree within Six Academic Years	38%	40%
Percent of First-time, Full-time, Degree-seeking Freshmen Who Earn a Baccalaureate Degree within Four Academic Years	16%	17%
Persistence Rate of First-time, Full-time, Degree-seeking Freshmen Students after One Academic Year	78%	80%
Certification Rate of Teacher Education Graduates	74%	75%
Percent of Baccalaureate Graduates Who Are First Generation College Graduates	57%	58%
Percent of Incoming Full-time Undergraduate Transfer Students Who Graduate within Four Years	65%	67%
Percent of Incoming Full-time Undergraduate Transfer Students Who Graduate within Two Years	18%	19%
Percent of Lower Division Semester Credit Hours Taught by Tenured or Tenure-Track Faculty	38%	40%
State Licensure Pass Rate of Engineering Graduates	38%	39%
State Licensure Pass Rate of Nursing Graduates	94%	94%
Dollar Value of External or Sponsored Research Funds (in Millions)	10	10.2
A.1.1. Strategy: OPERATIONS SUPPORT		
Efficiencies:		
Administrative Cost as a Percent of Total Expenditures	9.5%	9.5%
Average Cost of Resident Undergraduate Tuition And Fees For 15 Semester Credit Hours	5,505	5,505
Explanatory:		
Average Student Loan Debt	37,850	38,200
Percent of Students with Student Loan Debt	87.15%	87.15%
Average Financial Aid Award Per Full-Time Student	9,987	9,987
Percent of Full-Time Students Receiving Financial Aid	84%	84%

3. Establishment of America's Promise School. Out of the funds appropriated above, Prairie View A&M University will jointly operate an America's Promise School with Waller Independent School District. The school will be a full service pre-kindergarten through fourth grade community-centered elementary school based around the America's Promise concept, which

PRAIRIE VIEW A&M UNIVERSITY
(Continued)

includes the following five promises: (1) an ongoing relationship with a caring adult/mentor; (2) safe places and structured activities before and after school; (3) a healthy start, including nutritional and health-related services; (4) students developing marketable skills through effective education; and (5) opportunities for the students to serve and give back to the community.

- 4. Academic Development Initiative.** Funds appropriated above in Strategy D.1.1, Academic Development Initiative, in the amount of \$12,500,000 in fiscal year 2020 and \$12,500,000 in fiscal year 2021, are to be used for: (1) proven academic success programs such as Access, the University College, and the Undergraduate Medical Academy, (2) proven graduate programs, (3) undergraduate education, and (4) initiatives to target enrollment growth. Prairie View A&M University and Texas A&M University System shall jointly create and submit an accountability report outlining use of these funds by November 1 of each fiscal year to the Texas A&M University System Board of Regents, the Texas Higher Education Coordinating Board, the Legislative Budget Board, and the Governor. This accountability report shall set forth goals to be achieved with the Academic Development Initiative funding, establish milestones and timelines showing progress toward meeting the goals. For milestones that are not met, the report will include recommended actions to achieve the milestones or recommended changes to more efficiently meet the goals of the Academic Development Initiative. Any unexpended balances as of August 31, 2020, (estimated to be \$0) appropriated by the Legislature for the Academic Development Initiative, are hereby appropriated to Prairie View A&M University for the fiscal year beginning September 1, 2020.
- 5. Office of International Affairs.** Out of funds appropriated above to Prairie View A&M University in Strategy C.4.1, Institutional Enhancement, \$175,000 in General Revenue in fiscal year 2020 and \$175,000 in General Revenue in fiscal year 2021 will be used for the Office of International Affairs at Prairie View A&M University.
- 6. Juvenile Crime Prevention Center.** Any unexpended balances from appropriations for the fiscal year ending August 31, 2019 in the Center for Study and Prevention of Juvenile Crime and Delinquency Account (GR Dedicated Fund 5029), in an amount not to exceed \$2,000,000, are appropriated for the same purpose for the fiscal year beginning September 1, 2019. Any unexpended balances in Fund 5029 remaining as of August 31, 2020 are appropriated for the same purpose for the fiscal year beginning September 1, 2020.

TARLETON STATE UNIVERSITY

	For the Years Ending	
	August 31, 2020	August 31, 2021
	<u> </u>	<u> </u>
Method of Financing:		
General Revenue Fund	\$ 45,738,384	\$ 45,724,236
<u>General Revenue Fund - Dedicated</u>		
Estimated Board Authorized Tuition Increases Account No. 704	\$ 1,330,971	\$ 1,330,971
Estimated Other Educational and General Income Account No. 770	<u>13,657,259</u>	<u>13,668,463</u>
Subtotal, General Revenue Fund - Dedicated	<u>\$ 14,988,230</u>	<u>\$ 14,999,434</u>
Total, Method of Financing	<u>\$ 60,726,614</u>	<u>\$ 60,723,670</u>
Items of Appropriation:		
1. Educational and General State Support	\$ 60,726,614	\$ 60,723,670
Grand Total, TARLETON STATE UNIVERSITY	<u>\$ 60,726,614</u>	<u>\$ 60,723,670</u>
This bill pattern represents an estimated 30.9% of this agency's estimated total available funds for the biennium.		
Number of Full-Time-Equivalents (FTE)- Appropriated Funds	589.0	589.0

TARLETON STATE UNIVERSITY
(Continued)

1. **Informational Listing of Appropriated Funds.** The appropriations made above for Educational and General State Support are subject to the special and general provisions of this Act and include the following amounts for the purposes indicated.

A. Goal: INSTRUCTION/OPERATIONS

Provide Instructional and Operations Support.

A.1.1. Strategy: OPERATIONS SUPPORT	\$ 34,349,212	\$ 34,349,212
A.1.2. Strategy: TEACHING EXPERIENCE SUPPLEMENT	1,351,979	1,351,978
A.1.3. Strategy: STAFF GROUP INSURANCE PREMIUMS	2,177,203	2,177,203
A.1.4. Strategy: WORKERS' COMPENSATION INSURANCE	72,698	72,697
A.1.5. Strategy: UNEMPLOYMENT COMPENSATION INSURANCE	13,466	13,466
A.1.6. Strategy: TEXAS PUBLIC EDUCATION GRANTS	2,344,356	2,347,527
A.1.7. Strategy: ORGANIZED ACTIVITIES	<u>214,575</u>	<u>214,575</u>
Total, Goal A: INSTRUCTION/OPERATIONS	\$ 40,523,489	\$ 40,526,658

B. Goal: INFRASTRUCTURE SUPPORT

Provide Infrastructure Support.

B.1.1. Strategy: E&G SPACE SUPPORT Educational and General Space Support.	\$ 5,520,183	\$ 5,520,183
B.1.2. Strategy: TUITION REVENUE BOND RETIREMENT	<u>10,736,876</u>	<u>10,730,764</u>
Total, Goal B: INFRASTRUCTURE SUPPORT	\$ 16,257,059	\$ 16,250,947

C. Goal: NON-FORMULA SUPPORT

Provide Non-formula Support.

C.1. Objective: INSTRUCTIONAL SUPPORT		
C.1.1. Strategy: TARLETON OUTREACH	\$ 16,245	\$ 16,245
C.1.2. Strategy: MULTI-INSTITUTION TEACHING CENTER	893,140	893,140
C.2. Objective: RESEARCH		
C.2.1. Strategy: ENVIRONMENTAL RESEARCH Institute for Applied Environmental Research.	\$ 494,928	\$ 494,928
C.2.2. Strategy: AG & ENVIRONMENTAL SCIENCES CENTER Tarleton Agricultural and Environmental Sciences Research Center.	71,958	71,958
C.3. Objective: PUBLIC SERVICE		
C.3.1. Strategy: SMALL BUSINESS DEVELOPMENT Small Business Development Center.	\$ 78,999	\$ 78,998
C.4. Objective: INSTITUTIONAL SUPPORT		
C.4.1. Strategy: INSTITUTIONAL ENHANCEMENT	<u>\$ 1,909,723</u>	<u>\$ 1,909,723</u>
Total, Goal C: NON-FORMULA SUPPORT	\$ 3,464,993	\$ 3,464,992

D. Goal: RESEARCH FUNDS

D.1.1. Strategy: COMPREHENSIVE RESEARCH FUND	<u>\$ 481,073</u>	<u>\$ 481,073</u>
---	-------------------	-------------------

Grand Total, TARLETON STATE UNIVERSITY	<u>\$ 60,726,614</u>	<u>\$ 60,723,670</u>
---	-----------------------------	-----------------------------

Object-of-Expense Informational Listing:

Salaries and Wages	\$ 11,869,911	\$ 15,234,618
Other Personnel Costs	342,944	420,657
Faculty Salaries (Higher Education Only)	19,494,126	23,676,533
Professional Salaries - Faculty Equivalent (Higher Education Only)	53,982	61,994
Professional Fees and Services	1,112	1,112
Fuels and Lubricants	6,254	6,254
Consumable Supplies	27,038	22,545
Utilities	4,686,278	3,614,765
Travel	16,778	16,777
Rent - Building	19,055	17,280
Rent - Machine and Other	29,183	28,805
Debt Service	10,736,876	10,730,764
Other Operating Expense	4,314,682	4,465,333
Client Services	36,743	45,204
Grants	2,344,356	2,347,527
Capital Expenditures	<u>6,747,296</u>	<u>33,502</u>
Total, Object-of-Expense Informational Listing	<u>\$ 60,726,614</u>	<u>\$ 60,723,670</u>

TARLETON STATE UNIVERSITY
(Continued)

Estimated Allocations for Employee Benefits and Debt Service Appropriations Made Elsewhere in this Act:

Employee Benefits

Retirement	\$ 2,651,112	\$ 2,732,317
Group Insurance	5,134,729	5,134,729
Social Security	3,317,445	3,384,458

Total, Estimated Allocations for Employee Benefits and Debt Service Appropriations Made Elsewhere in this Act

	\$ 11,103,286	\$ 11,251,504
--	---------------	---------------

2. Performance Measure Targets. The following is a listing of the key performance target levels for the Tarleton State University. It is the intent of the Legislature that appropriations made by this Act be utilized in the most efficient and effective manner possible to achieve the intended mission of the Tarleton State University. In order to achieve the objectives and service standards established by this Act, the Tarleton State University shall make every effort to attain the following designated key performance target levels associated with each item of appropriation.

	2020	2021
A. Goal: INSTRUCTION/OPERATIONS		
Outcome (Results/Impact):		
Percent of First-time, Full-time, Degree-seeking Freshmen Who Earn a Baccalaureate Degree within Six Academic Years	45%	45%
Percent of First-time, Full-time, Degree-seeking Freshmen Who Earn a Baccalaureate Degree within Four Academic Years	32%	32%
Persistence Rate of First-time, Full-time, Degree-seeking Freshmen Students after One Academic Year	71%	72%
Certification Rate of Teacher Education Graduates	93%	93%
Percent of Baccalaureate Graduates Who Are First Generation College Graduates	44%	44%
Percent of Incoming Full-time Undergraduate Transfer Students Who Graduate within Four Years	75%	75%
Percent of Incoming Full-time Undergraduate Transfer Students Who Graduate within Two Years	56%	56%
Percent of Lower Division Semester Credit Hours Taught by Tenured or Tenure-Track Faculty	38%	38%
State Licensure Pass Rate of Nursing Graduates	94%	94%
Dollar Value of External or Sponsored Research Funds (in Millions)	8	8
A.1.1. Strategy: OPERATIONS SUPPORT		
Efficiencies:		
Administrative Cost as a Percent of Total Expenditures	8.75%	8.75%
Average Cost of Resident Undergraduate Tuition And Fees For 15 Semester Credit Hours	4,883	4,883
Explanatory:		
Average Student Loan Debt	23,000	22,500
Percent of Students with Student Loan Debt	68%	66%
Average Financial Aid Award Per Full-Time Student	14,500	15,000
Percent of Full-Time Students Receiving Financial Aid	82.5%	82.5%

3. Scholarship Match. Out of the funds appropriated above, funds may be used to provide a match for funds collected by a one dollar per semester credit hour fee for a student endowment scholarship and internship adopted by student referendum, pursuant to Education Code §56.242.

4. Bosque River Monitoring Project. The Institute for Applied Environmental Research shall conduct water quality monitoring for the Bosque River. The institute shall coordinate the collection and reporting of data to conform with Texas Commission on Environmental Quality protocols. The Institute shall report on the water quality in the Bosque River by July 1 and February 1 of each year to the Commission. It is legislative intent that the water quality monitoring efforts of the Institute for Applied Environmental Research, Texas Commission on Environmental Quality, and other appropriate agencies and entities be cooperative and non-duplicative.

5. Multi-Institution Teaching Center. Out of funds appropriated above in Strategy C.1.2, Higher Education Multi-Institution Teaching Center (MITC), \$1,786,280 shall be used to increase access to public higher education in the greater Midlothian community. The MITC shall be a collaborative program led by Tarleton State University along with Texas A&M University - Commerce and Navarro Community College. The MITC shall collaborate with the citizens of the greater Midlothian community to meet the educational needs of the community. Funds may be used for, but not limited to, developing new programs, hiring faculty and staff, providing

TARLETON STATE UNIVERSITY
(Continued)

classroom and office space, necessary computer/technology infrastructure and support, and library materials. Any unexpended balances remaining as of August 31, 2020, are hereby appropriated for the fiscal year beginning September 1, 2020.

TEXAS A&M UNIVERSITY - CENTRAL TEXAS

	For the Years Ending	
	August 31, 2020	August 31, 2021
Method of Financing:		
General Revenue Fund	\$ 17,299,692	\$ 17,293,373
 <u>General Revenue Fund - Dedicated</u>		
Estimated Board Authorized Tuition Increases Account No. 704	\$ 206,220	\$ 206,220
Estimated Other Educational and General Income Account No. 770	2,279,073	2,282,833
Subtotal, General Revenue Fund - Dedicated	\$ 2,485,293	\$ 2,489,053
Total, Method of Financing	\$ 19,784,985	\$ 19,782,426
 Items of Appropriation:		
1. Educational and General State Support	\$ 19,784,985	\$ 19,782,426
 Grand Total, TEXAS A&M UNIVERSITY - CENTRAL TEXAS	\$ 19,784,985	\$ 19,782,426
 This bill pattern represents an estimated 52.2% of this agency's estimated total available funds for the biennium.		
 Number of Full-Time-Equivalents (FTE)-Appropriated Funds		
	141.4	141.4
 1. Informational Listing of Appropriated Funds. The appropriations made above for Educational and General State Support are subject to the special and general provisions of this Act and include the following amounts for the purposes indicated.		
 A. Goal: INSTRUCTION/OPERATIONS		
Provide Instructional and Operations Support.		
A.1.1. Strategy: OPERATIONS SUPPORT	\$ 6,243,060	\$ 6,243,060
A.1.2. Strategy: TEACHING EXPERIENCE SUPPLEMENT	193,054	193,054
A.1.3. Strategy: STAFF GROUP INSURANCE PREMIUMS	166,157	166,157
A.1.4. Strategy: WORKERS' COMPENSATION INSURANCE	7,350	7,350
A.1.5. Strategy: UNEMPLOYMENT COMPENSATION INSURANCE	6,458	6,458
A.1.6. Strategy: TEXAS PUBLIC EDUCATION GRANTS	382,071	383,441
 Total, Goal A: INSTRUCTION/OPERATIONS	\$ 6,998,150	\$ 6,999,520
 B. Goal: INFRASTRUCTURE SUPPORT		
Provide Infrastructure Support.		
B.1.1. Strategy: E&G SPACE SUPPORT	\$ 844,804	\$ 844,804
Educational and General Space Support.		
B.1.2. Strategy: TUITION REVENUE BOND RETIREMENT	4,542,990	4,539,061
B.1.3. Strategy: SMALL INSTITUTION SUPPLEMENT	1,316,566	1,316,566
 Total, Goal B: INFRASTRUCTURE SUPPORT	\$ 6,704,360	\$ 6,700,431
 C. Goal: PROVIDE NON-FORMULA SUPPORT		
C.1. Objective: INSTRUCTIONAL SUPPORT		
C.1.1. Strategy: UPPER LEVEL INSTITUTION SUPPORT	\$ 4,981,033	\$ 4,981,033
C.2. Objective: INSTITUTIONAL SUPPORT		
C.2.1. Strategy: INSTITUTIONAL ENHANCEMENT	\$ 740,035	\$ 740,035
C.2.2. Strategy: E WILLIAMSON CO HE CENTER	361,407	361,407
East Williamson County Higher Education Center.		
 Total, Goal C: PROVIDE NON-FORMULA SUPPORT	\$ 6,082,475	\$ 6,082,475
 Grand Total, TEXAS A&M UNIVERSITY - CENTRAL TEXAS	\$ 19,784,985	\$ 19,782,426

TEXAS A&M UNIVERSITY - CENTRAL TEXAS
(Continued)

Object-of-Expense Informational Listing:

Salaries and Wages	\$ 3,394,980	\$ 3,351,626
Other Personnel Costs	258,067	315,118
Faculty Salaries (Higher Education Only)	7,211,779	7,157,779
Fuels and Lubricants	0	176
Utilities	210,919	470,406
Travel	0	459
Debt Service	4,542,990	4,539,061
Other Operating Expense	3,585,705	3,323,900
Grants	382,071	383,441
Capital Expenditures	<u>198,474</u>	<u>240,460</u>

Total, Object-of-Expense Informational Listing \$ 19,784,985 \$ 19,782,426

Estimated Allocations for Employee Benefits and Debt Service Appropriations Made Elsewhere in this Act:

Employee Benefits

Retirement	\$ 553,717	\$ 570,199
Group Insurance	924,002	924,002
Social Security	<u>743,250</u>	<u>758,264</u>

Total, Estimated Allocations for Employee Benefits and Debt Service Appropriations Made Elsewhere in this Act \$ 2,220,969 \$ 2,252,465

2. Performance Measure Targets. The following is a listing of the key performance target levels for the Texas A&M University - Central Texas. It is the intent of the Legislature that appropriations made by this Act be utilized in the most efficient and effective manner possible to achieve the intended mission of the Texas A&M University - Central Texas. In order to achieve the objectives and service standards established by this Act, the Texas A&M University - Central Texas shall make every effort to attain the following designated key performance target levels associated with each item of appropriation.

	<u>2020</u>	<u>2021</u>
A. Goal: INSTRUCTION/OPERATIONS		
Outcome (Results/Impact):		
Certification Rate of Teacher Education Graduates	100%	100%
Percent of Baccalaureate Graduates Who Are First Generation College Graduates	68%	69%
Percent of Full-time, Degree-seeking Transfer Students Who Earn a Baccalaureate Degree within Four Years	70%	70%
Percent of Full-time, Degree-seeking Transfer Students Who Earn a Baccalaureate Degree within Two Years	50%	50%
Persistence Rate of Full-time, Degree-seeking Transfer Students After One Academic Year	75%	75%
A.1.1. Strategy: OPERATIONS SUPPORT		
Efficiencies:		
Administrative Cost as a Percent of Total Expenditures	10%	10%
Average Cost of Resident Undergraduate Tuition And Fees For 15 Semester Credit Hours	3,461	3,461
Explanatory:		
Average Financial Aid Award Per Full-Time Student	12,617	12,393
Percent of Full-Time Students Receiving Financial Aid	80%	80%

3. East Williamson County Higher Education Center. Out of funds appropriated to Texas A&M University - Central Texas in Strategy C.2.2, East Williamson County Higher Education Center, \$361,407 in General Revenue in fiscal year 2020 and \$361,407 in General Revenue in fiscal year 2021 will be used for the East Williamson County Higher Education Center.

4. Upper Level Institution Support - Texas A&M University - Central Texas. It is the intent of the legislature that non-formula General Revenue operations funding in Strategy C.1.1, Upper Level Institution Support, for Texas A&M University - Central Texas will be phased out by 25 percent over four biennia beginning in the 2022-23 biennium as formula funding increases, or until the institution reaches 6,000 full-time student equivalents.

TEXAS A&M UNIVERSITY - CORPUS CHRISTI

	For the Years Ending	
	August 31, 2020	August 31, 2021
Method of Financing:		
General Revenue Fund	\$ 51,905,781	\$ 51,873,543
General Revenue Fund - Dedicated		
Estimated Board Authorized Tuition Increases Account No. 704	\$ 1,007,854	\$ 1,007,854
Estimated Other Educational and General Income Account No. 770	<u>16,771,658</u>	<u>16,780,436</u>
Subtotal, General Revenue Fund - Dedicated	<u>\$ 17,779,512</u>	<u>\$ 17,788,290</u>
Total, Method of Financing	<u>\$ 69,685,293</u>	<u>\$ 69,661,833</u>
Items of Appropriation:		
1. Educational and General State Support	\$ 69,685,293	\$ 69,661,833
Grand Total, TEXAS A&M UNIVERSITY - CORPUS CHRISTI	<u>\$ 69,685,293</u>	<u>\$ 69,661,833</u>

This bill pattern represents an estimated 28.8% of this agency's estimated total available funds for the biennium.

Number of Full-Time-Equivalents (FTE)- Appropriated Funds	762.3	762.3
--	-------	-------

1. Informational Listing of Appropriated Funds. The appropriations made above for Educational and General State Support are subject to the special and general provisions of this Act and include the following amounts for the purposes indicated.

A. Goal: INSTRUCTION/OPERATIONS

Provide Instructional and Operations Support.

A.1.1. Strategy: OPERATIONS SUPPORT	\$ 33,223,622	\$ 33,223,622
A.1.2. Strategy: TEACHING EXPERIENCE SUPPLEMENT	1,004,270	1,004,270
A.1.3. Strategy: STAFF GROUP INSURANCE PREMIUMS	2,130,683	2,130,683
A.1.4. Strategy: WORKERS' COMPENSATION INSURANCE	67,727	67,727
A.1.5. Strategy: UNEMPLOYMENT COMPENSATION INSURANCE	6,605	6,605
A.1.6. Strategy: TEXAS PUBLIC EDUCATION GRANTS	<u>2,019,318</u>	<u>2,022,524</u>
Total, Goal A: INSTRUCTION/OPERATIONS	<u>\$ 38,452,225</u>	<u>\$ 38,455,431</u>

B. Goal: INFRASTRUCTURE SUPPORT

Provide Infrastructure Support.

B.1.1. Strategy: E&G SPACE SUPPORT Educational and General Space Support.	\$ 6,867,863	\$ 6,867,863
B.1.2. Strategy: TUITION REVENUE BOND RETIREMENT	<u>9,896,794</u>	<u>9,870,135</u>
Total, Goal B: INFRASTRUCTURE SUPPORT	<u>\$ 16,764,657</u>	<u>\$ 16,737,998</u>

C. Goal: NON-FORMULA SUPPORT

Provide Non-formula Support.

C.1. Objective: INSTRUCTIONAL SUPPORT		
C.1.1. Strategy: ENGINEERING PROGRAM	\$ 2,079,141	\$ 2,079,141
C.1.2. Strategy: SCHOOL NURSING PROGRAM School Nursing Program for Early Childhood Development Center.	137,807	137,807
C.1.3. Strategy: CIVIL AND INDUSTRIAL ENGINEERING Civil and Industrial Engineering Program.	1,150,000	1,150,000
C.2. Objective: RESEARCH		
C.2.1. Strategy: CENTER FOR COASTAL STUDIES	\$ 73,884	\$ 73,884
C.2.2. Strategy: GULF OF MEXICO ENVIRONMENTAL LAB Gulf of Mexico Environment Research Laboratory.	118,121	118,120
C.2.3. Strategy: UNMANNED AIRCRAFT SYSTEMS Lone Star Unmanned Aircraft Systems Center.	3,500,000	3,500,000
C.3. Objective: PUBLIC SERVICE		
C.3.1. Strategy: WATER RESOURCES CENTER	\$ 29,626	\$ 29,625
C.3.2. Strategy: ART MUSEUM	155,990	155,989

TEXAS A&M UNIVERSITY - CORPUS CHRISTI
(Continued)

C.3.3. Strategy: CSTL BEND ECO DEV & BUS INNOV		
CTR	360,826	360,825
Coastal Bend Economic Development and Business Innovation Center.		
C.3.4. Strategy: ENVIRONMENTAL LEARNING CENTER	78,748	78,747
C.4. Objective: INSTITUTIONAL SUPPORT		
C.4.1. Strategy: INSTITUTIONAL ENHANCEMENT	<u>\$ 5,348,766</u>	<u>\$ 5,348,764</u>
Total, Goal C: NON-FORMULA SUPPORT	<u>\$ 13,032,909</u>	<u>\$ 13,032,902</u>
D. Goal: RESEARCH FUNDS		
D.1.1. Strategy: COMPREHENSIVE RESEARCH FUND	<u>\$ 1,435,502</u>	<u>\$ 1,435,502</u>
Grand Total, TEXAS A&M UNIVERSITY - CORPUS CHRISTI	<u><u>\$ 69,685,293</u></u>	<u><u>\$ 69,661,833</u></u>
Object-of-Expense Informational Listing:		
Salaries and Wages	\$ 21,638,037	\$ 22,197,510
Other Personnel Costs	255,434	191,698
Faculty Salaries (Higher Education Only)	22,745,028	23,013,453
Professional Salaries - Faculty Equivalent (Higher Education Only)	405,784	177,455
Professional Fees and Services	253,855	597,893
Fuels and Lubricants	5,370	15,617
Consumable Supplies	243,147	37,610
Utilities	3,422,561	3,249,106
Travel	123,584	100,598
Rent - Building	43,993	137,757
Rent - Machine and Other	25,041	8,900
Debt Service	9,896,794	9,870,135
Other Operating Expense	6,551,332	7,862,556
Grants	2,019,318	2,022,524
Capital Expenditures	<u>2,056,015</u>	<u>179,021</u>
Total, Object-of-Expense Informational Listing	<u><u>\$ 69,685,293</u></u>	<u><u>\$ 69,661,833</u></u>
Estimated Allocations for Employee Benefits and Debt Service Appropriations Made Elsewhere in this Act:		
<u>Employee Benefits</u>		
Retirement	\$ 2,831,731	\$ 2,903,268
Group Insurance	4,922,916	4,922,916
Social Security	<u>3,330,841</u>	<u>3,398,124</u>
Total, Estimated Allocations for Employee Benefits and Debt Service Appropriations Made Elsewhere in this Act	<u><u>\$ 11,085,488</u></u>	<u><u>\$ 11,224,308</u></u>

2. Performance Measure Targets. The following is a listing of the key performance target levels for the Texas A&M University - Corpus Christi. It is the intent of the Legislature that appropriations made by this Act be utilized in the most efficient and effective manner possible to achieve the intended mission of the Texas A&M University - Corpus Christi. In order to achieve the objectives and service standards established by this Act, the Texas A&M University - Corpus Christi shall make every effort to attain the following designated key performance target levels associated with each item of appropriation.

	2020	2021
A. Goal: INSTRUCTION/OPERATIONS		
Outcome (Results/Impact):		
Percent of First-time, Full-time, Degree-seeking Freshmen Who Earn a Baccalaureate Degree within Six Academic Years	38%	39%
Percent of First-time, Full-time, Degree-seeking Freshmen Who Earn a Baccalaureate Degree within Four Academic Years	20%	21%
Persistence Rate of First-time, Full-time, Degree-seeking Freshmen Students after One Academic Year	61%	62%
Certification Rate of Teacher Education Graduates	92.5%	93%
Percent of Baccalaureate Graduates Who Are First Generation College Graduates	37%	37%
Percent of Incoming Full-time Undergraduate Transfer Students Who Graduate within Four Years	52%	53%
Percent of Incoming Full-time Undergraduate Transfer Students Who Graduate within Two Years	32%	33%

TEXAS A&M UNIVERSITY - CORPUS CHRISTI
(Continued)

Percent of Lower Division Semester Credit Hours Taught by Tenured or Tenure-Track Faculty	31%	32%
State Licensure Pass Rate of Engineering Graduates	64.5%	65%
State Licensure Pass Rate of Nursing Graduates	94%	94.5%
Dollar Value of External or Sponsored Research Funds (in Millions)	17.4	17.5
A.1.1. Strategy: OPERATIONS SUPPORT		
Efficiencies:		
Administrative Cost as a Percent of Total Expenditures	8.7%	8.7%
Average Cost of Resident Undergraduate Tuition And Fees For 15 Semester Credit Hours	4,744	4,744
Explanatory:		
Average Student Loan Debt	30,000	30,000
Percent of Students with Student Loan Debt	65%	65%
Average Financial Aid Award Per Full-Time Student	12,500	13,000
Percent of Full-Time Students Receiving Financial Aid	75%	80%

3. **Art Museum Contingency.** Out of the General Revenue funds appropriated above, \$155,990 in each year of the biennium for the Art Museum is contingent upon the Art Museum receiving at least \$311,980 each year from local gifts, grants, and donations for the purposes of the operations of the Art Museum. In the event that gifts, grants, or donations for each fiscal year total less than \$311,980, the appropriation in each fiscal year is reduced to an amount equal to one-half of the total gifts, grants, and donations received in that fiscal year.
4. **Engineering Program.** Funds appropriated above in Strategy C.1.1, Engineering Program in the amount of \$2,079,141 in fiscal year 2020 and \$2,079,141 in fiscal year 2021 shall be used to support engineering programs, including mechanical engineering, electrical engineering, and the STEM pipeline initiative.
5. **Unmanned Aircraft Systems.** Out of funds appropriated to Texas A&M University - Corpus Christi in Strategy C.2.3, Unmanned Aircraft Systems, \$3,500,000 in General Revenue each fiscal year shall be used for unmanned aircraft systems.
6. **Civil and Industrial Engineering Program.** Funds appropriated above in Strategy C.1.3, Civil and Industrial Engineering Program, in the amount of \$1,150,000 in General Revenue in fiscal year 2020 and \$1,150,000 in General Revenue in fiscal year 2021, shall be used for the civil and industrial engineering program.

TEXAS A&M UNIVERSITY - KINGSVILLE

	For the Years Ending	
	August 31, 2020	August 31, 2021
Method of Financing:		
General Revenue Fund	\$ 38,636,780	\$ 38,584,047
<u>General Revenue Fund - Dedicated</u>		
Estimated Board Authorized Tuition Increases Account No. 704	\$ 783,200	\$ 783,200
Estimated Other Educational and General Income Account No. 770	<u>15,003,757</u>	<u>15,061,194</u>
Subtotal, General Revenue Fund - Dedicated	<u>\$ 15,786,957</u>	<u>\$ 15,844,394</u>
Total, Method of Financing	<u>\$ 54,423,737</u>	<u>\$ 54,428,441</u>
Items of Appropriation:		
1. Educational and General State Support	\$ 54,423,737	\$ 54,428,441
Grand Total, TEXAS A&M UNIVERSITY - KINGSVILLE	<u>\$ 54,423,737</u>	<u>\$ 54,428,441</u>

This bill pattern represents an estimated 31.4% of this agency's estimated total available funds for the biennium.

Number of Full-Time-Equivalents (FTE)-Appropriated Funds	523.3	523.3
---	-------	-------

TEXAS A&M UNIVERSITY - KINGSVILLE
(Continued)

1. Informational Listing of Appropriated Funds. The appropriations made above for Educational and General State Support are subject to the special and general provisions of this Act and include the following amounts for the purposes indicated.

A. Goal: INSTRUCTION/OPERATIONS

Provide Instructional and Operations Support.

A.1.1. Strategy: OPERATIONS SUPPORT	\$ 24,513,566	\$ 24,513,566
A.1.2. Strategy: TEACHING EXPERIENCE SUPPLEMENT	1,007,952	1,007,951
A.1.3. Strategy: STAFF GROUP INSURANCE PREMIUMS	2,327,653	2,327,653
A.1.4. Strategy: WORKERS' COMPENSATION INSURANCE	96,856	96,306
A.1.5. Strategy: UNEMPLOYMENT COMPENSATION INSURANCE	40,000	40,000
A.1.6. Strategy: TEXAS PUBLIC EDUCATION GRANTS	1,560,808	1,567,054
A.1.7. Strategy: ORGANIZED ACTIVITIES	<u>240,000</u>	<u>240,000</u>
Total, Goal A: INSTRUCTION/OPERATIONS	\$ 29,786,835	\$ 29,792,530

B. Goal: INFRASTRUCTURE SUPPORT

Provide Infrastructure Support.

B.1.1. Strategy: E&G SPACE SUPPORT Educational and General Space Support.	\$ 4,770,693	\$ 4,770,693
B.1.2. Strategy: TUITION REVENUE BOND RETIREMENT	6,597,321	6,596,333
B.1.3. Strategy: SMALL INSTITUTION SUPPLEMENT	<u>384,514</u>	<u>384,514</u>
Total, Goal B: INFRASTRUCTURE SUPPORT	\$ 11,752,528	\$ 11,751,540

C. Goal: NON-FORMULA SUPPORT

Provide Non-formula Support.

C.1. Objective: INSTRUCTIONAL SUPPORT		
C.1.1. Strategy: PHD IN ENGINEERING	\$ 33,336	\$ 33,336
C.1.2. Strategy: VETERINARY TECHNOLOGY PROGRAM	464,100	464,100
C.2. Objective: RESEARCH		
C.2.1. Strategy: CITRUS CENTER	\$ 395,559	\$ 395,559
C.2.2. Strategy: WILDLIFE RESEARCH INSTITUTE	144,404	144,403
C.2.3. Strategy: INSTITUTE FOR RANCH MANAGEMENT	127,431	127,431
C.3. Objective: PUBLIC SERVICE		
C.3.1. Strategy: JOHN E. CONNOR MUSEUM	\$ 12,110	\$ 12,110
C.3.2. Strategy: SOUTH TEXAS ARCHIVES	48,645	48,644
C.4. Objective: INSTITUTIONAL SUPPORT		
C.4.1. Strategy: INSTITUTIONAL ENHANCEMENT	<u>\$ 10,537,974</u>	<u>\$ 10,537,973</u>
Total, Goal C: NON-FORMULA SUPPORT	\$ 11,763,559	\$ 11,763,556

D. Goal: RESEARCH FUNDS

D.1.1. Strategy: COMPREHENSIVE RESEARCH FUND	<u>\$ 1,120,815</u>	<u>\$ 1,120,815</u>
---	---------------------	---------------------

Grand Total, TEXAS A&M UNIVERSITY - KINGSVILLE

<u>\$ 54,423,737</u>	<u>\$ 54,428,441</u>
----------------------	----------------------

Object-of-Expense Informational Listing:

Salaries and Wages	\$ 12,427,861	\$ 16,217,671
Other Personnel Costs	507,972	474,895
Faculty Salaries (Higher Education Only)	26,196,650	25,465,269
Professional Salaries - Faculty Equivalent (Higher Education Only)	330,329	0
Professional Fees and Services	973	411
Fuels and Lubricants	3,079	89
Consumable Supplies	94,791	160,218
Utilities	1,566,617	165,129
Travel	47,854	80,249
Rent - Machine and Other	12,526	5,599
Debt Service	6,597,321	6,596,333
Other Operating Expense	4,275,756	3,677,524
Grants	1,560,808	1,567,054
Capital Expenditures	<u>801,200</u>	<u>18,000</u>
Total, Object-of-Expense Informational Listing	<u>\$ 54,423,737</u>	<u>\$ 54,428,441</u>

Estimated Allocations for Employee Benefits and Debt Service Appropriations Made Elsewhere in this Act:

Employee Benefits

Retirement	\$ 3,043,236	\$ 3,133,432
Group Insurance	4,880,607	4,880,607

TEXAS A&M UNIVERSITY - KINGSVILLE
(Continued)

Social Security	3,504,577	3,575,369
Total, Estimated Allocations for Employee Benefits and Debt Service Appropriations Made Elsewhere in this Act	\$ 11,428,420	\$ 11,589,408

2. Performance Measure Targets. The following is a listing of the key performance target levels for the Texas A&M University - Kingsville. It is the intent of the Legislature that appropriations made by this Act be utilized in the most efficient and effective manner possible to achieve the intended mission of the Texas A&M University - Kingsville. In order to achieve the objectives and service standards established by this Act, the Texas A&M University - Kingsville shall make every effort to attain the following designated key performance target levels associated with each item of appropriation.

	2020	2021
A. Goal: INSTRUCTION/OPERATIONS		
Outcome (Results/Impact):		
Percent of First-time, Full-time, Degree-seeking Freshmen Who Earn a Baccalaureate Degree within Six Academic Years	37%	37.5%
Percent of First-time, Full-time, Degree seeking Freshmen Who Earn a Baccalaureate Degree within Four Academic Years	22.5%	23%
Persistence Rate of First-time, Full-time, Degree-seeking Freshmen Students after One Academic Year	69.5%	70%
Certification Rate of Teacher Education Graduates	90%	93%
Percent of Baccalaureate Graduates Who Are First Generation College Graduates	55%	55%
Percent of Incoming Full-time Undergraduate Transfer Students Who Graduate within Four Years	66%	67%
Percent of Incoming Full-time Undergraduate Transfer Students Who Graduate within Two Years	38%	40%
Percent of Lower Division Semester Credit Hours Taught by Tenured or Tenure-Track Faculty	49%	49%
State Licensure Pass Rate of Engineering Graduates	35%	35%
Dollar Value of External or Sponsored Research Funds (in Millions)	14.5	15
A.1.1. Strategy: OPERATIONS SUPPORT		
Efficiencies:		
Administrative Cost as a Percent of Total Expenditures	8%	8%
Average Cost of Resident Undergraduate Tuition And Fees For 15 Semester Credit Hours	4,586.02	4,586.02
Explanatory:		
Average Student Loan Debt	15,800	15,800
Percent of Students with Student Loan Debt	70%	70%
Average Financial Aid Award Per Full-Time Student	13,675	13,715
Percent of Full-Time Students Receiving Financial Aid	84%	84%

3. Veterinary Technology Program. Out of funds appropriated to Texas A&M University - Kingsville in Strategy C.1.2, Veterinary Technology Program, \$464,100 in General Revenue in fiscal year 2020 and \$464,100 in General Revenue in fiscal year 2021 will be for the Veterinary Technology Program.

TEXAS A&M UNIVERSITY - SAN ANTONIO

	For the Years Ending	
	August 31, 2020	August 31, 2021
Method of Financing:		
General Revenue Fund	\$ 30,065,412	\$ 30,066,021
General Revenue Fund - Dedicated		
Estimated Board Authorized Tuition Increases Account No. 704	\$ 861,274	\$ 861,274
Estimated Other Educational and General Income Account No. 770	6,416,836	6,420,023
Subtotal, General Revenue Fund - Dedicated	\$ 7,278,110	\$ 7,281,297
Total, Method of Financing	\$ 37,343,522	\$ 37,347,318

TEXAS A&M UNIVERSITY - SAN ANTONIO
(Continued)

Items of Appropriation:

1. Educational and General State Support	\$ 37,343,522	\$ 37,347,318
Grand Total, TEXAS A&M UNIVERSITY - SAN ANTONIO	\$ 37,343,522	\$ 37,347,318

This bill pattern represents an estimated 47.1% of this agency's estimated total available funds for the biennium.

Number of Full-Time-Equivalents (FTE)-Appropriated Funds

390.9 390.9

1. Informational Listing of Appropriated Funds. The appropriations made above for Educational and General State Support are subject to the special and general provisions of this Act and include the following amounts for the purposes indicated.

A. Goal: INSTRUCTION/OPERATIONS

Provide Instructional and Operations Support.

A.1.1. Strategy: OPERATIONS SUPPORT	\$ 15,311,341	\$ 15,311,342
A.1.2. Strategy: TEACHING EXPERIENCE SUPPLEMENT	415,359	415,359
A.1.3. Strategy: STAFF GROUP INSURANCE PREMIUMS	659,290	659,290
A.1.4. Strategy: WORKERS' COMPENSATION INSURANCE	16,329	16,329
A.1.5. Strategy: UNEMPLOYMENT COMPENSATION INSURANCE	2,039	2,039
A.1.6. Strategy: TEXAS PUBLIC EDUCATION GRANTS	1,011,168	1,011,570
Total, Goal A: INSTRUCTION/OPERATIONS	\$ 17,415,526	\$ 17,415,929

B. Goal: INFRASTRUCTURE SUPPORT

Provide Infrastructure Support.

B.1.1. Strategy: E&G SPACE SUPPORT Educational and General Space Support.	\$ 2,725,390	\$ 2,725,390
B.1.2. Strategy: TUITION REVENUE BOND RETIREMENT	7,687,249	7,690,642
B.1.3. Strategy: SMALL INSTITUTION SUPPLEMENT	885,726	885,726
Total, Goal B: INFRASTRUCTURE SUPPORT	\$ 11,298,365	\$ 11,301,758

C. Goal: NON-FORMULA SUPPORT

Provide Non-formula Support.

C.1. Objective: INSTRUCTIONAL SUPPORT		
C.1.1. Strategy: EXPANSION FUNDING	\$ 6,599,405	\$ 6,599,405
C.2. Objective: INSTITUTIONAL SUPPORT		
C.2.1. Strategy: INSTITUTIONAL ENHANCEMENT	\$ 2,016,344	\$ 2,016,344
Total, Goal C: NON-FORMULA SUPPORT	\$ 8,615,749	\$ 8,615,749

D. Goal: RESEARCH FUNDS

D.1.1. Strategy: COMPREHENSIVE RESEARCH FUND	\$ 13,882	\$ 13,882
---	-----------	-----------

Grand Total, TEXAS A&M UNIVERSITY - SAN ANTONIO	\$ 37,343,522	\$ 37,347,318
--	---------------	---------------

Object-of-Expense Informational Listing:

Salaries and Wages	\$ 7,760,793	\$ 6,053,636
Other Personnel Costs	329,937	237,388
Faculty Salaries (Higher Education Only)	16,246,021	18,265,890
Professional Salaries - Faculty Equivalent (Higher Education Only)	10,623	0
Professional Fees and Services	110,803	225
Consumable Supplies	4,117	534
Travel	1,330	1,352
Rent - Building	0	920,969
Debt Service	7,687,249	7,690,642
Other Operating Expense	4,181,481	3,165,112
Grants	1,011,168	1,011,570
Total, Object-of-Expense Informational Listing	\$ 37,343,522	\$ 37,347,318

Estimated Allocations for Employee Benefits and Debt Service Appropriations Made Elsewhere in this Act:

<u>Employee Benefits</u>		
Retirement	\$ 1,261,257	\$ 1,306,430
Group Insurance	1,810,876	1,810,876

TEXAS A&M UNIVERSITY - SAN ANTONIO
(Continued)

Social Security	1,808,198	1,844,724
Total, Estimated Allocations for Employee Benefits and Debt Service Appropriations Made Elsewhere in this Act	\$ 4,880,331	\$ 4,962,030

2. Performance Measure Targets. The following is a listing of the key performance target levels for the Texas A&M University - San Antonio. It is the intent of the Legislature that appropriations made by this Act be utilized in the most efficient and effective manner possible to achieve the intended mission of the Texas A&M University - San Antonio. In order to achieve the objectives and service standards established by this Act, the Texas A&M University - San Antonio shall make every effort to attain the following designated key performance target levels associated with each item of appropriation.

	2020	2021
A. Goal: INSTRUCTION/OPERATIONS		
Outcome (Results/Impact):		
Certification Rate of Teacher Education Graduates	91%	91%
Percent of Baccalaureate Graduates Who Are First Generation College Graduates	84%	83%
Percent of Full-time, Degree-seeking Transfer Students Who Earn a Baccalaureate Degree within Four Years	67%	68%
Percent of Full-time, Degree-seeking Transfer Students Who Earn a Baccalaureate Degree within Two Years	29%	30%
Persistence Rate of Full-time, Degree-seeking Transfer Students After One Academic Year (Upper level institutions only)	80%	80%
A.1.1. Strategy: OPERATIONS SUPPORT		
Efficiencies:		
Administrative Cost As a Percent of Total Expenditures	9%	9%
Average Cost of Resident Undergraduate Tuition And Fees For 15 Semester Credit Hours	4,341.27	4,341.27
Explanatory:		
Average Financial Aid Award Per Full-Time Student	11,000	11,000
Percent of Full-Time Students Receiving Financial Aid	52%	52%

3. Expansion Funding - Texas A&M University - San Antonio. It is the intent of the legislature that non-formula General Revenue operations funding in Strategy C.1.1, Expansion Funding for Texas A&M University - San Antonio will be phased out by 25 percent over four biennia beginning in the 2022-23 biennium as formula funding increases, or until the institution reaches 6,000 full-time student equivalents.

TEXAS A&M INTERNATIONAL UNIVERSITY

	For the Years Ending	
	August 31, 2020	August 31, 2021
Method of Financing:		
General Revenue Fund	\$ 32,088,813	\$ 32,070,239
<u>General Revenue Fund - Dedicated</u>		
Estimated Board Authorized Tuition Increases Account No. 704	\$ 383,627	\$ 383,627
Estimated Other Educational and General Income Account No. 770	9,551,374	9,557,333
Subtotal, General Revenue Fund - Dedicated	\$ 9,935,001	\$ 9,940,960
Interagency Contracts	\$ 91,787	\$ 91,787
Total, Method of Financing	\$ 42,115,601	\$ 42,102,986
Items of Appropriation:		
1. Educational and General State Support	\$ 42,115,601	\$ 42,102,986
Grand Total, TEXAS A&M INTERNATIONAL UNIVERSITY	\$ 42,115,601	\$ 42,102,986

This bill pattern represents an estimated 40.4% of this agency's estimated total available funds for the biennium.

TEXAS A&M INTERNATIONAL UNIVERSITY
(Continued)

**Number of Full-Time-Equivalents (FTE)-
Appropriated Funds**

450.7 450.7

1. Informational Listing of Appropriated Funds. The appropriations made above for Educational and General State Support are subject to the special and general provisions of this Act and include the following amounts for the purposes indicated.

A. Goal: INSTRUCTION/OPERATIONS

Provide Instructional and Operations Support.

A.1.1. Strategy: OPERATIONS SUPPORT	\$ 19,659,147	\$ 19,659,147
A.1.2. Strategy: TEACHING EXPERIENCE SUPPLEMENT	636,225	636,224
A.1.3. Strategy: STAFF GROUP INSURANCE PREMIUMS	1,071,500	1,071,500
A.1.4. Strategy: WORKERS' COMPENSATION INSURANCE	26,391	26,391
A.1.5. Strategy: UNEMPLOYMENT COMPENSATION INSURANCE	199	199
A.1.6. Strategy: TEXAS PUBLIC EDUCATION GRANTS	<u>1,383,096</u>	<u>1,386,143</u>

Total, Goal A: INSTRUCTION/OPERATIONS \$ 22,776,558 \$ 22,779,604

B. Goal: INFRASTRUCTURE SUPPORT

Provide Infrastructure Support.

B.1.1. Strategy: E&G SPACE SUPPORT Educational and General Space Support.	\$ 3,840,653	\$ 3,840,653
B.1.2. Strategy: TUITION REVENUE BOND RETIREMENT	8,591,243	8,575,587
B.1.3. Strategy: SMALL INSTITUTION SUPPLEMENT	<u>548,899</u>	<u>548,899</u>

Total, Goal B: INFRASTRUCTURE SUPPORT \$ 12,980,795 \$ 12,965,139

C. Goal: NON-FORMULA SUPPORT

Provide Non-formula Support.

C.1. Objective: INSTRUCTIONAL SUPPORT		
C.1.1. Strategy: ACADEMIC AND STUDENT SUPPORT	\$ 1,034,274	\$ 1,034,273
C.2. Objective: PUBLIC SERVICE		
C.2.1. Strategy: INSTITUTE FOR INTERNATIONAL TRADE	\$ 131,459	\$ 131,458
C.2.2. Strategy: SMALL BUSINESS DEVELOPMENT CENTER	119,381	119,380
C.3. Objective: INSTITUTIONAL SUPPORT		
C.3.1. Strategy: INSTITUTIONAL ENHANCEMENT	\$ 4,331,407	\$ 4,331,406
C.3.2. Strategy: OUTREACH AND ENROLLMENT	<u>520,714</u>	<u>520,713</u>

Total, Goal C: NON-FORMULA SUPPORT \$ 6,137,235 \$ 6,137,230

D. Goal: RESEARCH FUNDS

D.1.1. Strategy: COMPREHENSIVE RESEARCH FUND	<u>\$ 221,013</u>	<u>\$ 221,013</u>
---	-------------------	-------------------

Grand Total, TEXAS A&M INTERNATIONAL UNIVERSITY \$ 42,115,601 \$ 42,102,986

Object-of-Expense Informational Listing:

Salaries and Wages	\$ 12,399,535	\$ 12,395,099
Other Personnel Costs	321,202	296,919
Faculty Salaries (Higher Education Only)	18,016,447	18,062,597
Professional Fees and Services	34,570	14,936
Consumable Supplies	123,463	124,463
Debt Service	8,591,243	8,575,587
Other Operating Expense	1,246,045	1,247,242
Grants	<u>1,383,096</u>	<u>1,386,143</u>

Total, Object-of-Expense Informational Listing \$ 42,115,601 \$ 42,102,986

Estimated Allocations for Employee Benefits and Debt Service Appropriations Made Elsewhere in this Act:

Employee Benefits

Retirement	\$ 1,815,663	\$ 1,864,721
Group Insurance	2,895,749	2,895,749
Social Security	<u>2,093,913</u>	<u>2,136,210</u>

Total, Estimated Allocations for Employee Benefits and Debt Service Appropriations Made Elsewhere in this Act \$ 6,805,325 \$ 6,896,680

TEXAS A&M INTERNATIONAL UNIVERSITY
(Continued)

2. Performance Measure Targets. The following is a listing of the key performance target levels for the Texas A&M International University. It is the intent of the Legislature that appropriations made by this Act be utilized in the most efficient and effective manner possible to achieve the intended mission of the Texas A&M International University. In order to achieve the objectives and service standards established by this Act, the Texas A&M International University shall make every effort to attain the following designated key performance target levels associated with each item of appropriation.

	2020	2021
A. Goal: INSTRUCTION/OPERATIONS		
Outcome (Results/Impact):		
Percent of First-time, Full-time, Degree-seeking Freshmen Who Earn a Baccalaureate Degree within Six Academic Years	44.79%	45.27%
Percent of First-time, Full-time, Degree-seeking Freshmen Who Earn a Baccalaureate Degree within Four Academic Years	32.13%	34.32%
Persistence Rate of First-time, Full-time, Degree-seeking Freshmen Students after One Academic Year	77.96%	78.41%
Certification Rate of Teacher Education Graduates	94%	94.65%
Percent of Baccalaureate Graduates Who Are First Generation College Graduates	50%	50%
Percent of Incoming Full-time Undergraduate Transfer Students Who Graduate within Four Years	77.02%	78.93%
Percent of Incoming Full-time Undergraduate Transfer Students Who Graduate within Two Years	24.97%	25.55%
Percent of Lower Division Semester Credit Hours Taught by Tenured or Tenure-Track Faculty	35.24%	35.56%
State Licensure Pass Rate of Nursing Graduates	96.7%	97.6%
Dollar Value of External or Sponsored Research Funds (in Millions)	4.92	5.16
A.1.1. Strategy: OPERATIONS SUPPORT		
Efficiencies:		
Administrative Cost as a Percent of Total Expenditures	6.9%	6.9%
Average Cost of Resident Undergraduate Tuition And Fees For 15 Semester Credit Hours	4,439	4,439
Explanatory:		
Average Student Loan Debt	16,937	16,937
Percent of Students with Student Loan Debt	61%	61%
Average Financial Aid Award Per Full-Time Student	9,628	9,628
Percent of Full-Time Students Receiving Financial Aid	84%	84%

WEST TEXAS A&M UNIVERSITY

	For the Years Ending	
	August 31, 2020	August 31, 2021
Method of Financing:		
General Revenue Fund	\$ 33,174,681	\$ 33,145,294
General Revenue Fund - Dedicated		
Estimated Board Authorized Tuition Increases Account No. 704	\$ 1,954,897	\$ 1,954,897
Estimated Other Educational and General Income Account No. 770	11,619,960	11,649,850
Subtotal, General Revenue Fund - Dedicated	\$ 13,574,857	\$ 13,604,747
Total, Method of Financing	\$ 46,749,538	\$ 46,750,041
Items of Appropriation:		
1. Educational and General State Support	\$ 46,749,538	\$ 46,750,041
Grand Total, WEST TEXAS A&M UNIVERSITY	\$ 46,749,538	\$ 46,750,041

This bill pattern represents an estimated 28.8% of this agency's estimated total available funds for the biennium.

Number of Full-Time-Equivalents (FTE)-Appropriated Funds	494.9	494.9
---	-------	-------

WEST TEXAS A&M UNIVERSITY
(Continued)

1. Informational Listing of Appropriated Funds. The appropriations made above for Educational and General State Support are subject to the special and general provisions of this Act and include the following amounts for the purposes indicated.

A. Goal: INSTRUCTION/OPERATIONS

Provide Instructional and Operations Support.

A.1.1. Strategy: OPERATIONS SUPPORT	\$ 27,253,562		\$ 27,253,561
A.1.2. Strategy: TEACHING EXPERIENCE SUPPLEMENT	717,209		717,209
A.1.3. Strategy: STAFF GROUP INSURANCE PREMIUMS	2,061,759		2,061,759
A.1.4. Strategy: WORKERS' COMPENSATION INSURANCE	33,500		34,001
A.1.5. Strategy: UNEMPLOYMENT COMPENSATION INSURANCE	18,070		18,070
A.1.6. Strategy: TEXAS PUBLIC EDUCATION GRANTS	1,593,169		1,600,349
A.1.7. Strategy: ORGANIZED ACTIVITIES	<u>91,885</u>		<u>91,885</u>

Total, Goal A: INSTRUCTION/OPERATIONS	\$ 31,769,154		\$ 31,776,834
--	---------------	--	---------------

B. Goal: INFRASTRUCTURE SUPPORT

Provide Infrastructure Support.

B.1.1. Strategy: E&G SPACE SUPPORT Educational and General Space Support.	\$ 4,407,190		\$ 4,407,190
B.1.2. Strategy: TUITION REVENUE BOND RETIREMENT	<u>6,228,296</u>		<u>6,221,124</u>

Total, Goal B: INFRASTRUCTURE SUPPORT	\$ 10,635,486		\$ 10,628,314
--	---------------	--	---------------

C. Goal: NON-FORMULA SUPPORT

Provide Non-formula Support.

C.1. Objective: INSTRUCTIONAL SUPPORT			
C.1.1. Strategy: ELECTRICAL ENGINEERING PROGRAM	\$ 262,874		\$ 262,874
C.2. Objective: RESEARCH			
C.2.1. Strategy: KILLGORE RESEARCH CENTER	\$ 21,658		\$ 21,657
C.2.2. Strategy: INDUSTRY SUPPORT & DEVELOPMENT Agriculture Industry Support and Development.	432,845		432,844
C.2.3. Strategy: INTEGRATED PEST MANAGEMENT Integrated Pest Management.	64,925		64,925
C.3. Objective: PUBLIC SERVICE			
C.3.1. Strategy: PANHANDLE-PLAINS MUSEUM Panhandle-Plains Historical Museum.	\$ 266,537		\$ 266,537
C.3.2. Strategy: RURAL AGRI-BUSINESS Rural Agri-Business Incubator & Accelerator.	542,639		542,638
C.3.3. Strategy: SMALL BUSINESS DEVELOPMENT CENTER	135,377		135,377
C.4. Objective: INSTITUTIONAL SUPPORT			
C.4.1. Strategy: INSTITUTIONAL ENHANCEMENT	<u>2,465,529</u>		<u>2,465,527</u>

Total, Goal C: NON-FORMULA SUPPORT	\$ 4,192,384		\$ 4,192,379
---	--------------	--	--------------

D. Goal: RESEARCH FUNDS

D.1.1. Strategy: COMPREHENSIVE RESEARCH FUND	<u>152,514</u>		<u>152,514</u>
---	----------------	--	----------------

Grand Total, WEST TEXAS A&M UNIVERSITY	<u>\$ 46,749,538</u>		<u>\$ 46,750,041</u>
---	----------------------	--	----------------------

Object-of-Expense Informational Listing:

Salaries and Wages	\$ 13,766,618		\$ 13,760,461
Other Personnel Costs	695,534		695,578
Faculty Salaries (Higher Education Only)	21,272,684		21,275,892
Professional Salaries - Faculty Equivalent (Higher Education Only)	8,894		8,894
Professional Fees and Services	52,416		52,416
Fuels and Lubricants	5,942		5,354
Consumable Supplies	236,461		233,737
Utilities	20,727		20,530
Travel	71,340		71,340
Rent - Machine and Other	8,431		8,431
Debt Service	6,228,296		6,221,124
Other Operating Expense	2,651,101		2,658,010
Client Services	120,676		120,676
Grants	1,593,169		1,600,349
Capital Expenditures	<u>17,249</u>		<u>17,249</u>

Total, Object-of-Expense Informational Listing	<u>\$ 46,749,538</u>		<u>\$ 46,750,041</u>
---	----------------------	--	----------------------

WEST TEXAS A&M UNIVERSITY
(Continued)

Estimated Allocations for Employee Benefits and Debt Service Appropriations Made Elsewhere in this Act:

Employee Benefits

Retirement	\$ 2,263,832	\$ 2,315,543
Group Insurance	5,010,682	5,010,682
Social Security	2,630,053	2,683,180

Total, Estimated Allocations for Employee Benefits and Debt Service Appropriations Made Elsewhere in this Act

	\$ 9,904,567	\$ 10,009,405
--	--------------	---------------

2. Performance Measure Targets. The following is a listing of the key performance target levels for the West Texas A&M University. It is the intent of the Legislature that appropriations made by this Act be utilized in the most efficient and effective manner possible to achieve the intended mission of the West Texas A&M University. In order to achieve the objectives and service standards established by this Act, the West Texas A&M University shall make every effort to attain the following designated key performance target levels associated with each item of appropriation.

	2020	2021
A. Goal: INSTRUCTION/OPERATIONS		
Outcome (Results/Impact):		
Percent of First-time, Full-time, Degree-seeking Freshmen Who Earn a Baccalaureate Degree within Six Academic Years	44.36%	45.25%
Percent of First-time, Full-time, Degree-seeking Freshmen Who Earn a Baccalaureate Degree within Four Academic Years	30.35%	30.96%
Persistence Rate of First-time, Full-time, Degree-seeking Freshmen Students after One Academic Year	67.92%	69.28%
Certification Rate of Teacher Education Graduates	90%	90%
Percent of Baccalaureate Graduates Who Are First Generation College Graduates	50.3%	51.31%
Percent of Incoming Full-time Undergraduate Transfer Students Who Graduate within Four Years	58.58%	59.75%
Percent of Incoming Full-time Undergraduate Transfer Students Who Graduate within Two Years	21.44%	21.87%
Percent of Lower Division Semester Credit Hours Taught by Tenured or Tenure-Track Faculty	36.72%	37.45%
State Licensure Pass Rate of Engineering Graduates	71.74%	73.17%
State Licensure Pass Rate of Nursing Graduates	94.5%	94.5%
Dollar Value of External or Sponsored Research Funds (in Millions)	1.69	1.72
A.1.1. Strategy: OPERATIONS SUPPORT		
Efficiencies:		
Administrative Cost as a Percent of Total Expenditures	9.39%	9.39%
Average Cost of Resident Undergraduate Tuition And Fees For 15 Semester Credit Hours	4,303	4,303
Explanatory:		
Average Student Loan Debt	22,569	22,569
Percent of Students with Student Loan Debt	61.3%	61.3%
Average Financial Aid Award Per Full-Time Student	10,243	10,243
Percent of Full-Time Students Receiving Financial Aid	80.8%	80.8%

3. Electrical Engineering Program. Out of funds appropriated to West Texas A&M University in Strategy C.1.1, Electrical Engineering Program, \$262,874 in General Revenue in fiscal year 2020 and \$262,874 in General Revenue in fiscal year 2021 will be used for the Electrical Engineering Program.

TEXAS A&M UNIVERSITY - COMMERCE

	For the Years Ending	
	August 31, 2020	August 31, 2021
Method of Financing:		
General Revenue Fund	\$ 42,111,692	\$ 42,075,234
<u>General Revenue Fund - Dedicated</u>		
Estimated Board Authorized Tuition Increases Account No. 704	\$ 2,785,100	\$ 2,785,100

TEXAS A&M UNIVERSITY - COMMERCE
(Continued)

Estimated Other Educational and General Income Account No. 770	13,149,563	13,174,816
Subtotal, General Revenue Fund - Dedicated	\$ 15,934,663	\$ 15,959,916
Total, Method of Financing	\$ 58,046,355	\$ 58,035,150
Items of Appropriation:		
1. Educational and General State Support	\$ 58,046,355	\$ 58,035,150
Grand Total, TEXAS A&M UNIVERSITY - COMMERCE	\$ 58,046,355	\$ 58,035,150

This bill pattern represents an estimated 31.9% of this agency's estimated total available funds for the biennium.

Number of Full-Time-Equivalents (FTE)- Appropriated Funds	680.3	680.3
--	-------	-------

1. Informational Listing of Appropriated Funds. The appropriations made above for Educational and General State Support are subject to the special and general provisions of this Act and include the following amounts for the purposes indicated.

A. Goal: INSTRUCTION/OPERATIONS

Provide Instructional and Operations Support.

A.1.1. Strategy: OPERATIONS SUPPORT	\$ 39,707,551	\$ 39,707,551
A.1.2. Strategy: TEACHING EXPERIENCE SUPPLEMENT	760,137	760,137
A.1.3. Strategy: STAFF GROUP INSURANCE PREMIUMS	2,858,195	2,858,195
A.1.4. Strategy: WORKERS' COMPENSATION INSURANCE	85,180	85,180
A.1.5. Strategy: UNEMPLOYMENT COMPENSATION INSURANCE	21,210	21,210
A.1.6. Strategy: TEXAS PUBLIC EDUCATION GRANTS	1,857,228	1,860,775
A.1.7. Strategy: ORGANIZED ACTIVITIES	73,956	73,956
Total, Goal A: INSTRUCTION/OPERATIONS	\$ 45,363,457	\$ 45,367,004

B. Goal: INFRASTRUCTURE SUPPORT

Provide Infrastructure Support.

B.1.1. Strategy: E&G SPACE SUPPORT Educational and General Space Support.	\$ 4,724,086	\$ 4,724,087
B.1.2. Strategy: TUITION REVENUE BOND RETIREMENT	5,291,817	5,277,064
Total, Goal B: INFRASTRUCTURE SUPPORT	\$ 10,015,903	\$ 10,001,151

C. Goal: NON-FORMULA SUPPORT

Provide Non-formula Support.

C.1. Objective: INSTRUCTIONAL		
C.1.1. Strategy: INDUSTRIAL ENGINEERING PROGRAM Bachelor of Science Degree Program in Industrial Engineering.	\$ 65,435	\$ 65,435
C.2. Objective: PUBLIC SERVICE		
C.2.1. Strategy: EDUCATIONAL OUTREACH Mesquite/Metroplex/Northeast Texas.	\$ 302,031	\$ 302,031
C.2.2. Strategy: INSTITUTE FOR COMPETENCY-BASED EDUC Institute for Competency-Based Education.	456,093	456,093
C.3. Objective: INSTITUTIONAL SUPPORT		
C.3.1. Strategy: INSTITUTIONAL ENHANCEMENT	\$ 1,706,487	\$ 1,706,487
Total, Goal C: NON-FORMULA SUPPORT	\$ 2,530,046	\$ 2,530,046

D. Goal: RESEARCH FUNDS

D.1.1. Strategy: COMPREHENSIVE RESEARCH FUND	\$ 136,949	\$ 136,949
Grand Total, TEXAS A&M UNIVERSITY - COMMERCE	\$ 58,046,355	\$ 58,035,150

Object-of-Expense Informational Listing:

Salaries and Wages	\$ 14,067,996	\$ 16,112,198
Other Personnel Costs	114,378	50,649
Faculty Salaries (Higher Education Only)	31,859,351	29,834,701
Professional Salaries - Faculty Equivalent (Higher Education Only)	7,927	0

TEXAS A&M UNIVERSITY - COMMERCE
(Continued)

Professional Fees and Services	37,950	15,022
Consumable Supplies	1,896	1,513
Utilities	390	13,268
Travel	35,370	25,556
Debt Service	5,291,817	5,277,064
Other Operating Expense	4,772,052	4,844,404
Grants	<u>1,857,228</u>	<u>1,860,775</u>

Total, Object-of-Expense Informational Listing \$ 58,046,355 \$ 58,035,150

Estimated Allocations for Employee Benefits and Debt Service Appropriations Made Elsewhere in this Act:

Employee Benefits

Retirement	\$ 2,590,232	\$ 2,669,900
Group Insurance	6,169,890	6,169,890
Social Security	<u>3,509,602</u>	<u>3,580,496</u>

Total, Estimated Allocations for Employee Benefits and Debt Service Appropriations Made Elsewhere in this Act \$ 12,269,724 \$ 12,420,286

2. Performance Measure Targets. The following is a listing of the key performance target levels for the Texas A&M University - Commerce. It is the intent of the Legislature that appropriations made by this Act be utilized in the most efficient and effective manner possible to achieve the intended mission of the Texas A&M University - Commerce. In order to achieve the objectives and service standards established by this Act, the Texas A&M University - Commerce shall make every effort to attain the following designated key performance target levels associated with each item of appropriation.

	<u>2020</u>	<u>2021</u>
A. Goal: INSTRUCTION/OPERATIONS		
Outcome (Results/Impact):		
Percent of First-time, Full-time, Degree-seeking Freshmen Who Earn a Baccalaureate Degree within Six Academic Years	47.05%	48.18%
Percent of First-time, Full-time, Degree-seeking Freshmen Who Earn a Baccalaureate Degree within Four Academic Years	25.74%	26.03%
Persistence Rate of First-time, Full-time, Degree-seeking Freshmen Students after One Academic Year	69.64%	70.04%
Certification Rate of Teacher Education Graduates	94.63%	97.47%
Percent of Baccalaureate Graduates Who Are First Generation College Graduates	63.3%	65.2%
Percent of Incoming Full-time Undergraduate Transfer Students Who Graduate within Four Years	67.73%	69.76%
Percent of Incoming Full-time Undergraduate Transfer Students Who Graduate within Two Years	37.53%	38.66%
Percent of Lower Division Semester Credit Hours Taught by Tenured or Tenure-Track Faculty	41.17%	42.41%
State Licensure Pass Rate of Nursing Graduates	97.6%	100%
Dollar Value of External or Sponsored Research Funds (in Millions)	4.42	4.94
A.1.1. Strategy: OPERATIONS SUPPORT		
Efficiencies:		
Administrative Cost as a Percent of Total Expenditures	9.4%	9.2%
Average Cost of Resident Undergraduate Tuition And Fees For 15 Semester Credit Hours	4,495	4,495
Explanatory:		
Percent of Students with Student Loan Debt	65%	65%
Average Financial Aid Award Per Full-Time Student	12,500	12,400
Percent of Full-Time Students Receiving Financial Aid	96%	96%

3. Institute for Competency-Based Education. Out of funds appropriated to Texas A&M University - Commerce in Strategy C.2.2, Institute for Competency-Based Education, \$456,093 in General Revenue in fiscal year 2020 and \$456,093 in General Revenue in fiscal year 2021 will be used for the Institute for Competency-Based Education.

TEXAS A&M UNIVERSITY - TEXARKANA

	For the Years Ending	
	August 31, 2020	August 31, 2021
Method of Financing:		
General Revenue Fund	\$ 22,530,738	\$ 22,527,497
 <u>General Revenue Fund - Dedicated</u>		
Estimated Board Authorized Tuition Increases Account No. 704	\$ 107,925	\$ 107,925
Estimated Other Educational and General Income Account No. 770	2,254,053	2,259,035
Subtotal, General Revenue Fund - Dedicated	\$ 2,361,978	\$ 2,366,960
Total, Method of Financing	\$ 24,892,716	\$ 24,894,457
 Items of Appropriation:		
1. Educational and General State Support	\$ 24,892,716	\$ 24,894,457
 Grand Total, TEXAS A&M UNIVERSITY - TEXARKANA	\$ 24,892,716	\$ 24,894,457
 This bill pattern represents an estimated 52.9% of this agency's estimated total available funds for the biennium.		
 Number of Full-Time-Equivalents (FTE)-Appropriated Funds		
	241.6	241.6
 1. Informational Listing of Appropriated Funds. The appropriations made above for Educational and General State Support are subject to the special and general provisions of this Act and include the following amounts for the purposes indicated.		
 A. Goal: INSTRUCTION/OPERATIONS Provide Instructional and Operations Support.		
A.1.1. Strategy: OPERATIONS SUPPORT	\$ 5,006,734	\$ 5,006,734
A.1.2. Strategy: TEACHING EXPERIENCE SUPPLEMENT	186,308	186,308
A.1.3. Strategy: STAFF GROUP INSURANCE PREMIUMS	297,934	297,934
A.1.4. Strategy: TEXAS PUBLIC EDUCATION GRANTS	325,066	326,805
Total, Goal A: INSTRUCTION/OPERATIONS	\$ 5,816,042	\$ 5,817,781
 B. Goal: INFRASTRUCTURE SUPPORT Provide Infrastructure Support.		
B.1.1. Strategy: E&G SPACE SUPPORT Educational and General Space Support.	\$ 1,211,996	\$ 1,211,996
B.1.2. Strategy: TUITION REVENUE BOND RETIREMENT	7,521,587	7,521,590
B.1.3. Strategy: LEASE OF FACILITIES	13,700	13,700
B.1.4. Strategy: SMALL INSTITUTION SUPPLEMENT	1,316,566	1,316,566
Total, Goal B: INFRASTRUCTURE SUPPORT	\$ 10,063,849	\$ 10,063,852
 C. Goal: NON-FORMULA SUPPORT Provide Non-formula Support.		
C.1. Objective: INSTRUCTIONAL SUPPORT		
C.1.1. Strategy: ACADEMIC PROGRAMS	\$ 349,102	\$ 349,102
C.1.2. Strategy: NURSING PROGRAM	519,310	519,310
C.2. Objective: PUBLIC SERVICE		
C.2.1. Strategy: NE TEXAS EDUCATION PARTNERSHIP Northeast Texas Education Partnership.	\$ 34,555	\$ 34,555
C.2.2. Strategy: STUDENT SUCCESS PROGRAM	523,735	523,735
C.2.3. Strategy: BETTER EAST TEXAS INITIATIVE	1,800,000	1,800,000
C.3. Objective: INSTITUTIONAL SUPPORT		
C.3.1. Strategy: INSTITUTIONAL ENHANCEMENT	\$ 4,666,198	\$ 4,666,197
C.3.2. Strategy: EXPANSION FUNDING	1,119,159	1,119,159
Total, Goal C: NON-FORMULA SUPPORT	\$ 9,012,059	\$ 9,012,058
 D. Goal: RESEARCH FUNDS		
D.1.1. Strategy: COMPREHENSIVE RESEARCH FUND	\$ 766	\$ 766
 Grand Total, TEXAS A&M UNIVERSITY - TEXARKANA	\$ 24,892,716	\$ 24,894,457

TEXAS A&M UNIVERSITY - TEXARKANA
(Continued)

Object-of-Expense Informational Listing:

Salaries and Wages	\$ 7,465,408	\$ 7,021,497
Other Personnel Costs	3,826	0
Faculty Salaries (Higher Education Only)	6,805,780	7,199,230
Professional Salaries - Faculty Equivalent (Higher Education Only)	3,306	0
Professional Fees and Services	390,317	0
Travel	9,415	0
Rent - Building	13,700	13,700
Rent - Machine and Other	2,598	0
Debt Service	7,521,587	7,521,590
Other Operating Expense	2,211,568	2,690,686
Grants	325,066	326,805
Capital Expenditures	<u>140,145</u>	<u>120,949</u>
Total, Object-of-Expense Informational Listing	<u>\$ 24,892,716</u>	<u>\$ 24,894,457</u>

Estimated Allocations for Employee Benefits and Debt Service Appropriations Made Elsewhere in this Act:

Employee Benefits

Retirement	\$ 740,754	\$ 765,394
Group Insurance	1,743,504	1,743,504
Social Security	<u>993,696</u>	<u>1,013,769</u>

Total, Estimated Allocations for Employee Benefits and Debt Service Appropriations Made Elsewhere in this Act

\$ 3,477,954 \$ 3,522,667

2. **Performance Measure Targets.** The following is a listing of the key performance target levels for the Texas A&M University - Texarkana. It is the intent of the Legislature that appropriations made by this Act be utilized in the most efficient and effective manner possible to achieve the intended mission of the Texas A&M University - Texarkana. In order to achieve the objectives and service standards established by this Act, the Texas A&M University - Texarkana shall make every effort to attain the following designated key performance target levels associated with each item of appropriation.

	<u>2020</u>	<u>2021</u>
A. Goal: INSTRUCTION/OPERATIONS		
Outcome (Results/Impact):		
Percent of First-time, Full-time, Degree-seeking Freshmen Who Earn a Baccalaureate Degree within Six Academic Years	31%	33%
Percent of First-time, Full-time, Degree-seeking Freshmen Who Earn a Baccalaureate Degree within Four Academic Years	33%	35%
Persistence Rate of First-time, Full-time, Degree-seeking Freshmen Students after One Academic Year	62%	65%
Certification Rate of Teacher Education Graduates	100%	100%
Percent of Baccalaureate Graduates Who Are First Generation College Graduates	48%	50%
Percent of Incoming Full-time Undergraduate Transfer Students Who Graduate within Four Years	63%	65%
Percent of Incoming Full-time Undergraduate Transfer Students Who Graduate within Two Years	38%	39%
Percent of Lower Division Semester Credit Hours Taught by Tenured or Tenure-Track Faculty	60%	60%
Dollar Value of External or Sponsored Research Funds (in Millions)	0.09	0.09
A.1.1. Strategy: OPERATIONS SUPPORT		
Efficiencies:		
Administrative Cost as a Percent of Total Expenditures	13%	13%
Average Cost of Resident Undergraduate Tuition And Fees For 15 Semester Credit Hours	4,152	4,152
Explanatory:		
Average Student Loan Debt	21,787	22,876
Percent of Students with Student Loan Debt	73%	77%
Average Financial Aid Award Per Full-Time Student	10,743	10,843
Percent of Full-Time Students Receiving Financial Aid	80%	80%

3. **Scholarship Match.** Out of the funds appropriated above, funds may be used to provide a match for funds collected by a two dollar per semester credit hour fee for a student endowment scholarship and internship program adopted by student referendum, pursuant to Education Code §56.242.

TEXAS A&M UNIVERSITY - TEXARKANA
(Continued)

4. **Expansion Funding - Texas A&M University - Texarkana.** It is the intent of the Legislature that non-formula General Revenue operations funding in Strategy C.3.2, Expansion Funding for Texas A&M University - Texarkana will be phased out by 25 percent over four bienna beginning in the 2022-23 biennium as formula funding increases, or until the institution reaches 6,000 full-time student equivalents.
5. **Student Success Program.** Out of funds appropriated to Texas A&M University - Texarkana in Strategy C.2.2, Student Success Program, \$523,735 in General Revenue in fiscal year 2020 and \$523,735 in General Revenue in fiscal year 2021 will be used for the Student Success Program.
6. **Nursing Program.** Out of funds appropriated to Texas A&M University - Texarkana in Strategy C.1.2, Nursing Program, \$519,310 in General Revenue in fiscal year 2020 and \$519,310 in General Revenue in fiscal year 2021 will be used for the Nursing Program.
7. **Better East Texas Initiative.** Out of funds appropriated to Texas A&M University - Texarkana in Strategy C.2.3, Better East Texas Initiative, \$1,800,000 in General Revenue in fiscal year 2020 and \$1,800,000 in General Revenue in fiscal year 2021 will be used for the Better East Texas Initiative.

UNIVERSITY OF HOUSTON SYSTEM ADMINISTRATION

	For the Years Ending	
	August 31, 2020	August 31, 2021
Method of Financing:		
General Revenue Fund	\$ 41,521,585	\$ 41,557,889
License Plate Trust Fund Account No. 0802, estimated	\$ 11,238	\$ 11,238
Total, Method of Financing	<u>\$ 41,532,823</u>	<u>\$ 41,569,127</u>
Items of Appropriation:		
1. Educational and General State Support	\$ 41,532,823	\$ 41,569,127
Grand Total, UNIVERSITY OF HOUSTON SYSTEM ADMINISTRATION	<u>\$ 41,532,823</u>	<u>\$ 41,569,127</u>

This bill pattern represents an estimated 77.9% of this agency's estimated total available funds for the biennium.

Number of Full-Time-Equivalents (FTE)- Appropriated Funds	11.7	11.7
--	------	------

1. **Informational Listing of Appropriated Funds.** The appropriations made above for Educational and General State Support are subject to the special and general provisions of this Act and include the following amounts for the purposes indicated.

A. Goal: INSTRUCTION/OPERATIONS

Provide Instructional and Operations Support.

A.1.1. Strategy: SYSTEM OFFICE OPERATIONS	\$ 1,545,471	\$ 1,545,470
--	--------------	--------------

B. Goal: INFRASTRUCTURE SUPPORT

Provide Infrastructure Support.

B.1.1. Strategy: UH TUITION REVENUE BOND RETIREMENT	\$ 15,452,905	\$ 15,474,299
--	---------------	---------------

University of Houston Tuition Revenue Bond Retirement.

B.1.2. Strategy: UH CLEAR LAKE REV BOND RETIREMENT	8,194,828	8,206,389
---	-----------	-----------

University of Houston Clear Lake Tuition Revenue Bond Retirement.

B.1.3. Strategy: UH DOWNTOWN REVENUE BOND RETIREMENT	7,501,551	7,506,445
---	-----------	-----------

University of Houston Downtown Tuition Revenue Bond Retirement.

UNIVERSITY OF HOUSTON SYSTEM ADMINISTRATION
(Continued)

B.1.4. Strategy: UH VICTORIA REVENUE BOND RETIREMENT	4,120,693	4,124,774
University of Houston Victoria Tuition Revenue Bond Retirement.		
B.1.5. Strategy: UH SYSTEM REVENUE BOND RETIREMENT	<u>4,717,375</u>	<u>4,711,750</u>
University of Houston System Revenue Bond Retirement.		
Total, Goal B: INFRASTRUCTURE SUPPORT	<u>\$ 39,987,352</u>	<u>\$ 40,023,657</u>
Grand Total, UNIVERSITY OF HOUSTON SYSTEM ADMINISTRATION	<u>\$ 41,532,823</u>	<u>\$ 41,569,127</u>

Object-of-Expense Informational Listing:

Salaries and Wages	\$ 1,360,323	\$ 1,360,323
Other Personnel Costs	675	675
Debt Service	30,487,399	30,512,602
Other Operating Expense	<u>9,684,426</u>	<u>9,695,527</u>

Total, Object-of-Expense Informational Listing \$ 41,532,823 \$ 41,569,127

Estimated Allocations for Employee Benefits and Debt Service Appropriations Made Elsewhere in this Act:

Employee Benefits

Retirement	\$ 62,033	\$ 65,507
Group Insurance	266,061	266,061
Social Security	<u>450,918</u>	<u>460,027</u>

Total, Estimated Allocations for Employee Benefits and Debt Service Appropriations Made Elsewhere in this Act \$ 779,012 \$ 791,595

2. Governing Board. Out of the funds appropriated above, an amount not to exceed \$175,000 in each year of the biennium shall be for all expenses associated with the governing board's duties including, but not limited to: travel, entertainment, lodging, and expenses of state employees who provide services for the governing board.

A separate record of the board's expenditures shall be kept and retained in the same manner as the fiscal records of the institution(s) the board governs. No funds may be used for the governing board's expenses except for the specific amounts designated above. Funds appropriated for the governing board's expenses may be used for any other purpose covered by this Act.

UNIVERSITY OF HOUSTON

	For the Years Ending	
	August 31, 2020	August 31, 2021
Method of Financing:		
General Revenue Fund	\$ 176,750,099	\$ 176,618,417
<u>General Revenue Fund - Dedicated</u>		
Estimated Board Authorized Tuition Increases Account No. 704	\$ 14,409,126	\$ 14,409,126
Estimated Other Educational and General Income Account No. 770	<u>68,220,214</u>	<u>68,374,509</u>
Subtotal, General Revenue Fund - Dedicated	\$ 82,629,340	\$ 82,783,635
License Plate Trust Fund Account No. 0802, estimated	<u>\$ 3,349</u>	<u>\$ 3,349</u>
Total, Method of Financing	<u>\$ 259,382,788</u>	<u>\$ 259,405,401</u>
Items of Appropriation:		
1. Educational and General State Support	\$ 259,382,788	\$ 259,405,401
Grand Total, UNIVERSITY OF HOUSTON	<u>\$ 259,382,788</u>	<u>\$ 259,405,401</u>

This bill pattern represents an estimated 20.9% of this agency's estimated total available funds for the biennium.

**Number of Full-Time-Equivalents (FTE)-
Appropriated Funds**

2,275.3 2,275.3

1. Informational Listing of Appropriated Funds. The appropriations made above for Educational and General State Support are subject to the special and general provisions of this Act and include the following amounts for the purposes indicated.

A. Goal: INSTRUCTION/OPERATIONS

Provide Instructional and Operations Support.

A.1.1. Strategy: OPERATIONS SUPPORT	\$ 167,426,385	\$ 167,426,383
A.1.2. Strategy: TEACHING EXPERIENCE SUPPLEMENT	2,728,997	2,728,998
A.1.3. Strategy: STAFF GROUP INSURANCE PREMIUMS	8,563,658	8,563,658
A.1.4. Strategy: WORKERS' COMPENSATION INSURANCE	342,931	342,931
A.1.5. Strategy: TEXAS PUBLIC EDUCATION GRANTS	<u>8,334,142</u>	<u>8,356,760</u>

Total, Goal A: INSTRUCTION/OPERATIONS \$ 187,396,113 \$ 187,418,730

B. Goal: INFRASTRUCTURE SUPPORT

Provide Infrastructure Support.

B.1.1. Strategy: E&G SPACE SUPPORT Educational and General Space Support.	\$ 28,545,957	\$ 28,545,957
---	---------------	---------------

C. Goal: NON-FORMULA SUPPORT

Provide Non-formula Support.

C.1. Objective: INSTRUCTIONAL SUPPORT

C.1.1. Strategy: COLLEGE OF PHARMACY	\$ 4,500,000	\$ 4,500,000
C.1.2. Strategy: COLLEGE OF MEDICINE	10,000,000	10,000,000

C.2. Objective: RESEARCH

C.2.1. Strategy: COMPLEX SYSTEMS RESEARCH CLUSTER	\$ 449,664	\$ 449,663
C.2.2. Strategy: ENERGY RESEARCH CLUSTER	2,324,892	2,324,892
C.2.3. Strategy: HOBBY SCHOOL OF PUBLIC AFFAIRS William P. Hobby School of Public Affairs.	1,290,339	1,290,339

C.3. Objective: PUBLIC SERVICE

C.3.1. Strategy: SMALL BUSINESS DEVELOPMENT University of Houston Small Business Development Center.	\$ 2,221,705	\$ 2,221,704
C.3.2. Strategy: HEALTH SCIENCES RESEARCH CLUSTER	1,445,115	1,445,114
C.3.3. Strategy: EDUCATION & COMMUNITY ADVANCEMENT Education and Community Advancement.	750,423	750,422
C.3.4. Strategy: MULTICULTURAL SUCCESS Partnership for Multicultural Success.	1,250,000	1,250,000

UNIVERSITY OF HOUSTON
(Continued)

C.4. Objective: INSTITUTIONAL SUPPORT		
C.4.1. Strategy: INSTITUTIONAL ENHANCEMENT	\$ 7,729,295	\$ 7,729,295
Total, Goal C: NON-FORMULA SUPPORT	\$ 31,961,433	\$ 31,961,429
D. Goal: RESEARCH FUNDS		
D.1.1. Strategy: CORE RESEARCH SUPPORT	\$ 11,479,285	\$ 11,479,285
Grand Total, UNIVERSITY OF HOUSTON	<u>\$ 259,382,788</u>	<u>\$ 259,405,401</u>

Object-of-Expense Informational Listing:

Salaries and Wages	\$ 84,841,094	\$ 83,552,341
Other Personnel Costs	3,760,085	3,847,312
Faculty Salaries (Higher Education Only)	115,721,233	117,215,101
Professional Salaries - Faculty Equivalent (Higher Education Only)	1,627,964	1,448,521
Professional Fees and Services	239,605	129,689
Fuels and Lubricants	2,370	2,390
Consumable Supplies	312,352	183,869
Utilities	14,135,074	14,295,107
Travel	9,195	9,638
Rent - Building	1,809,803	1,948,275
Rent - Machine and Other	198,339	201,815
Other Operating Expense	27,350,556	27,695,845
Client Services	39,465	7,574
Grants	8,334,142	8,356,760
Capital Expenditures	<u>1,001,511</u>	<u>511,164</u>
Total, Object-of-Expense Informational Listing	<u>\$ 259,382,788</u>	<u>\$ 259,405,401</u>

Estimated Allocations for Employee Benefits and Debt Service Appropriations Made Elsewhere in this Act:

Employee Benefits

Retirement	\$ 11,571,153	\$ 11,825,982
Group Insurance	17,000,736	17,000,736
Social Security	<u>12,777,032</u>	<u>13,035,128</u>

Total, Estimated Allocations for Employee Benefits and Debt Service Appropriations Made Elsewhere in this Act

\$ 41,348,921 \$ 41,861,846

2. Performance Measure Targets. The following is a listing of the key performance target levels for the University of Houston. It is the intent of the Legislature that appropriations made by this Act be utilized in the most efficient and effective manner possible to achieve the intended mission of the University of Houston. In order to achieve the objectives and service standards established by this Act, the University of Houston shall make every effort to attain the following designated key performance target levels associated with each item of appropriation.

	<u>2020</u>	<u>2021</u>
A. Goal: INSTRUCTION/OPERATIONS		
Outcome (Results/Impact):		
Percent of First-time, Full-time, Degree-seeking Freshmen Who Earn a Baccalaureate Degree within Six Academic Years	62%	63%
Percent of First-time, Full-time, Degree-seeking Freshmen Who Earn a Baccalaureate Degree within Four Academic Years	39.7%	41.7%
Persistence Rate of First-time, Full-time, Degree-seeking Freshmen Students after One Academic Year	88%	88%
Certification Rate of Teacher Education Graduates	85%	85%
Percent of Baccalaureate Graduates Who Are First Generation College Graduates	48.5%	48.5%
Percent of Incoming Full-time Undergraduate Transfer Students Who Graduate within Four Years	61.27%	62.27%
Percent of Incoming Full-time Undergraduate Transfer Students Who Graduate within Two years	25%	26%
Percent of Lower Division Semester Credit Hours Taught by Tenured or Tenure-Track Faculty	24%	24%
State Licensure Pass Rate of Law Graduates	87%	88%
State Licensure Pass Rate of Engineering Graduates	82%	83%
State Licensure Pass Rate of Pharmacy Graduates	90%	90%
Dollar Value of External or Sponsored Research Funds (in Millions)	145	147
A.1.1. Strategy: OPERATIONS SUPPORT		
Efficiencies:		
Administrative Cost as a Percent of Total Expenditures	6.8%	6.8%

UNIVERSITY OF HOUSTON
(Continued)

Average Cost of Resident Undergraduate Tuition And Fees For 15 Semester Credit Hours	5,937	6,056
Explanatory:		
Average Student Loan Debt	23,300	23,000
Percent of Students with Student Loan Debt	49%	48.5%
Average Financial Aid Award Per Full-Time Student	12,303	12,426
Percent of Full-Time Students Receiving Financial Aid	79%	79%

3. **Texas Optometry Career Opportunities Program.** The University of Houston may allocate and use any donations, gifts, or endowments received by the University of Houston for the establishment and operation of the Texas Optometry Career Opportunities Program.
4. **William P. Hobby School of Public Affairs.** Out of funds appropriated to the University of Houston in Strategy C.2.3, William P. Hobby School of Public Affairs, \$200,000 in General Revenue in fiscal year 2020 and \$200,000 in General Revenue in fiscal year 2021 will be used by the William P. Hobby School of Public Affairs to analyze demographic, economic, and related data on markets and other factors impacting Houston, the Houston region, and other parts of Texas.
5. **College of Pharmacy.** Out of funds appropriated above to Strategy C.1.1, College of Pharmacy, \$4,500,000 in General Revenue in fiscal year 2020 and \$4,500,000 in General Revenue in fiscal year 2021 will be used for the College of Pharmacy.
6. **College of Medicine.** Included in the amounts appropriated above in Strategy C.1.2, College of Medicine, \$10,000,000 in General Revenue in each fiscal year is contingent upon enactment of legislation by the Eighty-sixth Legislature that authorizes the creation of a College of Medicine at the University of Houston.
7. **Multicultural Success.** Out of funds appropriated above to Strategy C.3.4, Multicultural Success, \$1,250,000 in General Revenue in fiscal year 2020 and \$1,250,000 in General Revenue in fiscal year 2021 will be used for Multicultural Success.

UNIVERSITY OF HOUSTON - CLEAR LAKE

	For the Years Ending	
	August 31, 2020	August 31, 2021
Method of Financing:		
General Revenue Fund	\$ 29,180,801	\$ 29,150,624
<u>General Revenue Fund - Dedicated</u>		
Estimated Board Authorized Tuition Increases Account No. 704	\$ 1,887,760	\$ 1,887,760
Estimated Other Educational and General Income Account No. 770	<u>12,004,651</u>	<u>12,038,317</u>
Subtotal, General Revenue Fund - Dedicated	\$ 13,892,411	\$ 13,926,077
License Plate Trust Fund Account No. 0802, estimated	<u>\$ 2,517</u>	<u>\$ 2,517</u>
Total, Method of Financing	<u>\$ 43,075,729</u>	<u>\$ 43,079,218</u>
Items of Appropriation:		
1. Educational and General State Support	\$ 43,075,729	\$ 43,079,218
Grand Total, UNIVERSITY OF HOUSTON - CLEAR LAKE	<u>\$ 43,075,729</u>	<u>\$ 43,079,218</u>

This bill pattern represents an estimated 31.9% of this agency's estimated total available funds for the biennium.

Number of Full-Time-Equivalents (FTE)- Appropriated Funds	416.4	416.4
--	-------	-------

1. **Informational Listing of Appropriated Funds.** The appropriations made above for Educational and General State Support are subject to the special and general provisions of this Act and include the following amounts for the purposes indicated.

UNIVERSITY OF HOUSTON - CLEAR LAKE
(Continued)

A. Goal: INSTRUCTION/OPERATIONS

Provide Instructional and Operations Support.

A.1.1. Strategy: OPERATIONS SUPPORT	\$ 26,523,714	\$ 26,523,715
A.1.2. Strategy: TEACHING EXPERIENCE SUPPLEMENT	832,331	832,331
A.1.3. Strategy: STAFF GROUP INSURANCE PREMIUMS	1,847,809	1,847,809
A.1.4. Strategy: WORKERS' COMPENSATION INSURANCE	193,454	193,454
A.1.5. Strategy: TEXAS PUBLIC EDUCATION GRANTS	<u>1,240,983</u>	<u>1,244,474</u>

Total, Goal A: INSTRUCTION/OPERATIONS	\$ 30,638,291	\$ 30,641,783
--	---------------	---------------

B. Goal: INFRASTRUCTURE SUPPORT

Provide Infrastructure Support.

B.1.1. Strategy: E&G SPACE SUPPORT Educational and General Space Support.	\$ 3,853,212	\$ 3,853,211
B.1.2. Strategy: SMALL INSTITUTION SUPPLEMENT	<u>272,903</u>	<u>272,903</u>

Total, Goal B: INFRASTRUCTURE SUPPORT	\$ 4,126,115	\$ 4,126,114
--	--------------	--------------

C. Goal: NON-FORMULA SUPPORT

Provide Non-formula Support.

C.1. Objective: INSTRUCTIONAL SUPPORT		
C.1.1. Strategy: EXPANSION FUNDING	\$ 2,725,000	\$ 2,725,000
C.2. Objective: RESEARCH		
C.2.1. Strategy: HIGH TECHNOLOGIES LABORATORY	\$ 29,066	\$ 29,065
C.2.2. Strategy: ENVIRONMENTAL STUDIES PARTNERSHIP Houston Partnership for Environmental Studies.	209,930	209,930
C.2.3. Strategy: CENTER FOR AUTISM Center for Autism and Developmental Disabilities.	138,857	138,857
C.3. Objective: INSTITUTIONAL SUPPORT		
C.3.1. Strategy: INSTITUTIONAL ENHANCEMENT	<u>\$ 5,118,057</u>	<u>\$ 5,118,056</u>

Total, Goal C: NON-FORMULA SUPPORT	\$ 8,220,910	\$ 8,220,908
---	--------------	--------------

D. Goal: RESEARCH FUNDS

D.1.1. Strategy: COMPREHENSIVE RESEARCH FUND	<u>\$ 90,413</u>	<u>\$ 90,413</u>
---	------------------	------------------

Grand Total, UNIVERSITY OF HOUSTON - CLEAR LAKE	<u>\$ 43,075,729</u>	<u>\$ 43,079,218</u>
--	----------------------	----------------------

Object-of-Expense Informational Listing:

Salaries and Wages	\$ 10,085,085	\$ 9,274,517
Other Personnel Costs	406,601	0
Faculty Salaries (Higher Education Only)	17,651,637	18,383,425
Professional Fees and Services	14,713	0
Consumable Supplies	32,806	0
Utilities	3,394,954	3,663,706
Rent - Machine and Other	2,527	0
Other Operating Expense	10,231,192	10,513,096
Grants	1,240,983	1,244,474
Capital Expenditures	<u>15,231</u>	<u>0</u>

Total, Object-of-Expense Informational Listing	<u>\$ 43,075,729</u>	<u>\$ 43,079,218</u>
---	----------------------	----------------------

Estimated Allocations for Employee Benefits and Debt Service Appropriations Made Elsewhere in this Act:

Employee Benefits

Retirement	\$ 2,208,547	\$ 2,258,997
Group Insurance	3,792,849	3,792,849
Social Security	<u>2,561,523</u>	<u>2,613,266</u>

Total, Estimated Allocations for Employee Benefits and Debt Service Appropriations Made Elsewhere in this Act	<u>\$ 8,562,919</u>	<u>\$ 8,665,112</u>
--	---------------------	---------------------

2. Performance Measure Targets. The following is a listing of the key performance target levels for the University of Houston - Clear Lake. It is the intent of the Legislature that appropriations made by this Act be utilized in the most efficient and effective manner possible to achieve the intended mission of the University of Houston - Clear Lake. In order to achieve the objectives

UNIVERSITY OF HOUSTON - CLEAR LAKE
(Continued)

and service standards established by this Act, the University of Houston - Clear Lake shall make every effort to attain the following designated key performance target levels associated with each item of appropriation.

	<u>2020</u>	<u>2021</u>
A. Goal: INSTRUCTION/OPERATIONS		
Outcome (Results/Impact):		
Certification Rate of Teacher Education Graduates	97.2%	97.2%
Percent of Baccalaureate Graduates Who Are First Generation College Graduates	39.9%	39.9%
Dollar Value of External or Sponsored Research Funds (in Millions)	0.93	0.97
Percent of Incoming Full-time Undergraduate Transfer Students Who Graduate within Four Years	72.4%	72.4%
Percent of Incoming Full-time Undergraduate Transfer Students Who Graduate within Two Years	22.7%	22.7%
Persistence Rate of First-time, Full-time, Degree-seeking Transfer Students after One Academic Year (Upper-level Institutions Only)	84.3%	84.3%
A.1.1. Strategy: OPERATIONS SUPPORT		
Efficiencies:		
Administrative Cost as a Percent of Total Expenditures	12.23%	12.39%
Average Cost of Resident Undergraduate Tuition And Fees For 15 Semester Credit Hours	4,471	4,471
Explanatory:		
Average Financial Aid Award Per Full-Time Student	10,353	10,353
Percent of Full-Time Students Receiving Financial Aid	74%	74%

3. Expansion Funding - University of Houston - Clear Lake. It is the intent of the Legislature that non-formula General Revenue operations funding in Strategy C.1.1, Expansion Funding for the University of Houston - Clear Lake be phased out by 25 percent over four biennia beginning in the 2018-19 biennium as formula funding increases.

4. Center for Autism and Developmental Disabilities. Out of funds appropriated to the University of Houston - Clear Lake, in Strategy C.2.3, Center for Autism and Developmental Disabilities, \$138,857 in General Revenue in fiscal year 2020 and \$138,857 in General Revenue in fiscal year 2021 will be used for the Center for Autism and Developmental Disabilities.

UNIVERSITY OF HOUSTON - DOWNTOWN

	For the Years Ending	
	August 31, 2020	August 31, 2021
	<u> </u>	<u> </u>
Method of Financing:		
General Revenue Fund	\$ 25,549,503	\$ 25,528,807
<u>General Revenue Fund - Dedicated</u>		
Estimated Board Authorized Tuition Increases Account No. 704	\$ 1,263,259	\$ 1,263,259
Estimated Other Educational and General Income Account No. 770	<u>16,160,118</u>	<u>16,183,895</u>
Subtotal, General Revenue Fund - Dedicated	\$ 17,423,377	\$ 17,447,154
License Plate Trust Fund Account No. 0802, estimated	<u>\$ 8,186</u>	<u>\$ 8,186</u>
Total, Method of Financing	<u>\$ 42,981,066</u>	<u>\$ 42,984,147</u>
Items of Appropriation:		
1. Educational and General State Support	\$ 42,981,066	\$ 42,984,147
Grand Total, UNIVERSITY OF HOUSTON - DOWNTOWN	<u>\$ 42,981,066</u>	<u>\$ 42,984,147</u>

This bill pattern represents an estimated 23.8% of this agency's estimated total available funds for the biennium.

Number of Full-Time-Equivalents (FTE)-Appropriated Funds	486.3	486.3
---	-------	-------

UNIVERSITY OF HOUSTON - DOWNTOWN
(Continued)

1. **Informational Listing of Appropriated Funds.** The appropriations made above for Educational and General State Support are subject to the special and general provisions of this Act and include the following amounts for the purposes indicated.

A. Goal: INSTRUCTION/OPERATIONS

Provide Instructional and Operations Support.

A.1.1. Strategy: OPERATIONS SUPPORT	\$ 30,156,115	\$ 30,156,115
A.1.2. Strategy: TEACHING EXPERIENCE SUPPLEMENT	981,515	981,515
A.1.3. Strategy: STAFF GROUP INSURANCE PREMIUMS	2,318,335	2,318,335
A.1.4. Strategy: WORKERS' COMPENSATION INSURANCE	144,964	144,964
A.1.5. Strategy: TEXAS PUBLIC EDUCATION GRANTS	2,283,048	2,286,130

Total, Goal A: INSTRUCTION/OPERATIONS	\$ 35,883,977	\$ 35,887,059
--	---------------	---------------

B. Goal: INFRASTRUCTURE SUPPORT

Provide Infrastructure Support.

B.1.1. Strategy: E&G SPACE SUPPORT Educational and General Space Support.	\$ 4,985,967	\$ 4,985,968
---	--------------	--------------

C. Goal: NON-FORMULA SUPPORT

Provide Non-formula Support.

C.1. Objective: PUBLIC SERVICE

C.1.1. Strategy: COMMUNITY DEVELOPMENT PROJECT	\$ 264,961	\$ 264,960
C.1.2. Strategy: WONDERWORKS	50,000	50,000

C.2. Objective: INSTITUTIONAL SUPPORT

C.2.1. Strategy: INSTITUTIONAL ENHANCEMENT	\$ 1,613,728	\$ 1,613,727
---	--------------	--------------

Total, Goal C: NON-FORMULA SUPPORT	\$ 1,928,689	\$ 1,928,687
---	--------------	--------------

D. Goal: RESEARCH FUNDS

D.1.1. Strategy: COMPREHENSIVE RESEARCH FUND	\$ 182,433	\$ 182,433
---	------------	------------

Grand Total, UNIVERSITY OF HOUSTON - DOWNTOWN	\$ 42,981,066	\$ 42,984,147
--	---------------	---------------

Object-of-Expense Informational Listing:

Salaries and Wages	\$ 14,668,707	\$ 14,793,490
Other Personnel Costs	237,865	196,427
Faculty Salaries (Higher Education Only)	21,353,131	21,316,114
Other Operating Expense	2,559,626	2,513,297
Client Services	1,613,728	1,613,728
Grants	2,548,009	2,551,091

Total, Object-of-Expense Informational Listing	\$ 42,981,066	\$ 42,984,147
---	---------------	---------------

Estimated Allocations for Employee Benefits and Debt Service Appropriations Made Elsewhere in this Act:

Employee Benefits

Retirement	\$ 2,231,674	\$ 2,294,044
Group Insurance	2,653,579	2,653,579
Social Security	2,859,325	2,917,084

Total, Estimated Allocations for Employee Benefits and Debt Service Appropriations Made Elsewhere in this Act	\$ 7,744,578	\$ 7,864,707
--	--------------	--------------

2. **Performance Measure Targets.** The following is a listing of the key performance target levels for the University of Houston - Downtown. It is the intent of the Legislature that appropriations made by this Act be utilized in the most efficient and effective manner possible to achieve the intended mission of the University of Houston - Downtown. In order to achieve the objectives and service standards established by this Act, the University of Houston - Downtown shall make every effort to attain the following designated key performance target levels associated with each item of appropriation.

	2020	2021
A. Goal: INSTRUCTION/OPERATIONS		
Outcome (Results/Impact):		
Percent of First-time, Full-time, Degree-seeking Freshmen Who Earn a Baccalaureate Degree within Six Academic Years	28%	30.11%
Percent of First-time, Full-time, Degree-seeking Freshmen Who Earn a Baccalaureate Degree within Four Academic Years	14.55%	16.21%
Persistence Rate of First-time, Full-time, Degree-seeking Freshmen Students after One Academic Year	75.01%	76.03%

UNIVERSITY OF HOUSTON - DOWNTOWN
(Continued)

Certification Rate of Teacher Education Graduates	90%	90%
Percent of Baccalaureate Graduates Who Are First Generation College Graduates	60%	60%
Percent of Incoming Full-time Undergraduate Transfer Students Who Graduate within Four Years	59.24%	61.86%
Percent of Incoming Full-time Undergraduate Transfer Students Who Graduate within Two Years	26.24%	27.36%
Percent of Lower Division Semester Credit Hours Taught by Tenured or Tenure-Track Faculty	34.82%	35.32%
Dollar Value of External or Sponsored Research Funds (in Millions)	4	4.41
A.1.1. Strategy: OPERATIONS SUPPORT		
Efficiencies:		
Administrative Cost as a Percent of Total Expenditures	11.5%	11%
Average Cost of Resident Undergraduate Tuition And Fees For 15 Semester Credit Hours	4,096	4,219
Explanatory:		
Average Student Loan Debt	25,747	25,747
Percent of Students with Student Loan Debt	50%	50%
Average Financial Aid Award Per Full-Time Student	9,949	10,072
Percent of Full-Time Students Receiving Financial Aid	86.1%	86.1%

3. **Wonderworks.** Out of funds appropriated above in Strategy C.1.2, Wonderworks, \$50,000 in General Revenue in fiscal year 2020 and \$50,000 in fiscal year 2021 will be used for the Wonderworks program.

UNIVERSITY OF HOUSTON - VICTORIA

	For the Years Ending	
	August 31, 2020	August 31, 2021
Method of Financing:		
General Revenue Fund	\$ 14,650,338	\$ 14,646,687
<u>General Revenue Fund - Dedicated</u>		
Estimated Board Authorized Tuition Increases Account No. 704	\$ 828,600	\$ 828,600
Estimated Other Educational and General Income Account No. 770	<u>4,526,010</u>	<u>4,530,442</u>
Subtotal, General Revenue Fund - Dedicated	\$ 5,354,610	\$ 5,359,042
License Plate Trust Fund Account No. 0802, estimated	<u>\$ 899</u>	<u>\$ 899</u>
Total, Method of Financing	<u>\$ 20,005,847</u>	<u>\$ 20,006,628</u>
Items of Appropriation:		
1. Educational and General State Support	\$ 20,005,847	\$ 20,006,628
Grand Total, UNIVERSITY OF HOUSTON - VICTORIA	<u>\$ 20,005,847</u>	<u>\$ 20,006,628</u>

This bill pattern represents an estimated 32.6% of this agency's estimated total available funds for the biennium.

Number of Full-Time-Equivalents (FTE)-Appropriated Funds	274.0	274.0
---	-------	-------

1. **Informational Listing of Appropriated Funds.** The appropriations made above for Educational and General State Support are subject to the special and general provisions of this Act and include the following amounts for the purposes indicated.

A. Goal: INSTRUCTION/OPERATIONS

Provide Instructional and Operations Support.

A.1.1. Strategy: OPERATIONS SUPPORT	\$ 10,938,252	\$ 10,938,252
A.1.2. Strategy: TEACHING EXPERIENCE SUPPLEMENT	403,606	403,606
A.1.3. Strategy: STAFF GROUP INSURANCE PREMIUMS	601,025	601,025
A.1.4. Strategy: WORKERS' COMPENSATION INSURANCE	43,810	43,811
A.1.5. Strategy: TEXAS PUBLIC EDUCATION GRANTS	<u>673,159</u>	<u>673,943</u>
Total, Goal A: INSTRUCTION/OPERATIONS	\$ 12,659,852	\$ 12,660,637

UNIVERSITY OF HOUSTON - VICTORIA
(Continued)

B. Goal: INFRASTRUCTURE SUPPORT

Provide Infrastructure Support.

B.1.1. Strategy: E&G SPACE SUPPORT Educational and General Space Support.	\$ 1,891,891	\$ 1,891,891
B.1.2. Strategy: SMALL INSTITUTION SUPPLEMENT	1,316,566	1,316,566
Total, Goal B: INFRASTRUCTURE SUPPORT	\$ 3,208,457	\$ 3,208,457

C. Goal: NON-FORMULA SUPPORT

Provide Non-formula Support.

C.1. Objective: INSTRUCTIONAL SUPPORT		
C.1.1. Strategy: MASTER'S DEGREE IN NURSING	\$ 158,710	\$ 158,710
C.1.2. Strategy: EXPANSION FUNDING	1,223,829	1,223,829
C.2. Objective: PUBLIC SERVICE		
C.2.1. Strategy: CENTER FOR REGIONAL OUTREACH	\$ 63,279	\$ 63,278
C.2.2. Strategy: SMALL BUSINESS DEVELOPMENT CENTER	153,177	153,176
C.3. Objective: INSTITUTIONAL SUPPORT		
C.3.1. Strategy: INSTITUTIONAL ENHANCEMENT	\$ 2,517,935	\$ 2,517,933
Total, Goal C: NON-FORMULA SUPPORT	\$ 4,116,930	\$ 4,116,926

D. Goal: RESEARCH FUNDS

D.1.1. Strategy: COMPREHENSIVE RESEARCH FUND	\$ 20,608	\$ 20,608
---	-----------	-----------

Grand Total, UNIVERSITY OF HOUSTON - VICTORIA	\$ 20,005,847	\$ 20,006,628
--	---------------	---------------

Object-of-Expense Informational Listing:

Salaries and Wages	\$ 5,156,924	\$ 5,360,066
Other Personnel Costs	163,420	129,741
Faculty Salaries (Higher Education Only)	7,852,639	7,826,069
Utilities	412,289	293,040
Other Operating Expense	5,747,416	5,723,769
Grants	673,159	673,943

Total, Object-of-Expense Informational Listing	\$ 20,005,847	\$ 20,006,628
---	---------------	---------------

Estimated Allocations for Employee Benefits and Debt Service Appropriations Made Elsewhere in this Act:

Employee Benefits

Retirement	\$ 1,047,344	\$ 1,077,786
Group Insurance	1,741,949	1,741,949
Social Security	1,293,191	1,319,314

Total, Estimated Allocations for Employee Benefits and Debt Service Appropriations Made Elsewhere in this Act	\$ 4,082,484	\$ 4,139,049
--	--------------	--------------

2. Performance Measure Targets. The following is a listing of the key performance target levels for the University of Houston - Victoria. It is the intent of the Legislature that appropriations made by this Act be utilized in the most efficient and effective manner possible to achieve the intended mission of the University of Houston - Victoria. In order to achieve the objectives and service standards established by this Act, the University of Houston - Victoria shall make every effort to attain the following designated key performance target levels associated with each item of appropriation.

	2020	2021
A. Goal: INSTRUCTION/OPERATIONS		
Outcome (Results/Impact):		
Percent of First-time, Full-time, Degree-seeking Freshmen Who Earn a Baccalaureate Degree within Six Academic Years	29.9%	36%
Percent of First-time, Full-time, Degree-seeking Freshmen Who Earn a Baccalaureate Degree within Four Academic Years	11.6%	14%
Persistence Rate of First-time, Full-time, Degree-seeking Freshmen Students after One Academic Year	59.4%	60%
Certification Rate of Teacher Education Graduates	94.7%	95%
Percentage of Baccalaureate Graduates Who Are First Generation College Graduates	55.6%	58%
Percent of Incoming Full-time Undergraduate Transfer Students Who Graduate within Four Years	69.3%	75%
Percent of Incoming Full-time Undergraduate Transfer Students Who Graduate within Two Years	34.8%	40%

UNIVERSITY OF HOUSTON - VICTORIA
(Continued)

Percent of Lower Division Semester Credit Hours Taught by Tenured or Tenure-Track Faculty	39.9%	40%
State Licensure Pass Rate of Nursing Graduates	97%	97%
Dollar Value of External or Sponsored Research Funds (in Millions)	0.8	1.5
A.1.1. Strategy: OPERATIONS SUPPORT		
Efficiencies:		
Administrative Cost as a Percent of Total Expenditures	10.5%	10.5%
Average Cost of Resident Undergraduate Tuition And Fees For 15 Semester Credit Hours	4,164.06	4,164.06
Explanatory:		
Average Student Loan Debt	19,405	19,405
Percent of Students with Student Loan Debt	79.6%	79.6%
Percent of Full-Time Students Receiving Financial Aid	87.7%	87.7%

3. Expansion Funding - University of Houston-Victoria. It is the intent of the Legislature that non-formula General Revenue operations funding in Strategy C.1.2, Expansion Funding for the University of Houston-Victoria will be phased out by 25 percent over four biennia beginning in the 2022-23 biennium as formula funding increases, or until the institution reaches 6,000 full-time student equivalents.

MIDWESTERN STATE UNIVERSITY

	For the Years Ending	
	August 31, 2020	August 31, 2021
Method of Financing:		
General Revenue Fund	\$ 20,745,590	\$ 20,649,160
General Revenue Fund - Dedicated		
Midwestern University Special Mineral Account No. 412	\$ 2,035	\$ 2,035
Estimated Board Authorized Tuition Increases Account No. 704	470,000	470,000
Estimated Other Educational and General Income Account No. 770	<u>6,283,843</u>	<u>6,295,130</u>
Subtotal, General Revenue Fund - Dedicated	<u>\$ 6,755,878</u>	<u>\$ 6,767,165</u>
Total, Method of Financing	<u>\$ 27,501,468</u>	<u>\$ 27,416,325</u>
Items of Appropriation:		
1. Educational and General State Support	\$ 27,501,468	\$ 27,416,325
Grand Total, MIDWESTERN STATE UNIVERSITY	<u>\$ 27,501,468</u>	<u>\$ 27,416,325</u>

This bill pattern represents an estimated 24.2% of this agency's estimated total available funds for the biennium.

Number of Full-Time-Equivalents (FTE)-Appropriated Funds	322.0	322.0
---	-------	-------

1. Informational Listing of Appropriated Funds. The appropriations made above for Educational and General State Support are subject to the special and general provisions of this Act and include the following amounts for the purposes indicated.

A. Goal: INSTRUCTION/OPERATIONS

Provide Instructional and Operations Support.

A.1.1. Strategy: OPERATIONS SUPPORT	\$ 13,442,538	\$ 13,442,538
A.1.2. Strategy: TEACHING EXPERIENCE SUPPLEMENT	668,899	668,899
A.1.3. Strategy: STAFF GROUP INSURANCE PREMIUMS	1,174,187	1,174,187
A.1.4. Strategy: WORKERS' COMPENSATION INSURANCE	32,267	32,265
A.1.5. Strategy: TEXAS PUBLIC EDUCATION GRANTS	<u>1,004,266</u>	<u>1,007,976</u>

Total, Goal A: INSTRUCTION/OPERATIONS \$ 16,322,157 \$ 16,325,865

B. Goal: INFRASTRUCTURE SUPPORT

Provide Infrastructure Support.

B.1.1. Strategy: E&G SPACE SUPPORT	\$ 2,941,866	\$ 2,941,866
Educational and General Space Support.		
B.1.2. Strategy: TUITION REVENUE BOND RETIREMENT	5,196,125	5,107,275

MIDWESTERN STATE UNIVERSITY
(Continued)

B.1.3. Strategy: SMALL INSTITUTION SUPPLEMENT	1,084,895	1,084,895
Total, Goal B: INFRASTRUCTURE SUPPORT	\$ 9,222,886	\$ 9,134,036
C. Goal: NON-FORMULA SUPPORT		
Provide Non-formula Support.		
C.1. Objective: PUBLIC SERVICE		
C.1.1. Strategy: SMALL BUSINESS DEVELOPMENT CENTER	\$ 98,210	\$ 98,209
C.2. Objective: INSTITUTIONAL SUPPORT		
C.2.1. Strategy: INSTITUTIONAL ENHANCEMENT	\$ 1,817,845	\$ 1,817,845
Total, Goal C: NON-FORMULA SUPPORT	\$ 1,916,055	\$ 1,916,054
D. Goal: RESEARCH FUNDS		
D.1.1. Strategy: COMPREHENSIVE RESEARCH FUND	\$ 40,370	\$ 40,370
Grand Total, MIDWESTERN STATE UNIVERSITY	<u>\$ 27,501,468</u>	<u>\$ 27,416,325</u>
Object-of-Expense Informational Listing:		
Salaries and Wages	\$ 5,366,573	\$ 5,365,400
Other Personnel Costs	1,298,182	1,293,382
Faculty Salaries (Higher Education Only)	11,536,653	11,546,390
Consumable Supplies	81	0
Utilities	1,708	3,109
Debt Service	5,196,125	5,107,275
Other Operating Expense	3,076,173	3,092,793
Grants	1,004,266	1,007,976
Capital Expenditures	<u>21,707</u>	<u>0</u>
Total, Object-of-Expense Informational Listing	<u>\$ 27,501,468</u>	<u>\$ 27,416,325</u>
Estimated Allocations for Employee Benefits and Debt Service Appropriations Made Elsewhere in this Act:		
<u>Employee Benefits</u>		
Retirement	\$ 1,197,707	\$ 1,221,941
Group Insurance	3,639,563	3,639,563
Social Security	<u>1,397,419</u>	<u>1,425,647</u>
Total, Estimated Allocations for Employee Benefits and Debt Service Appropriations Made Elsewhere in this Act	<u>\$ 6,234,689</u>	<u>\$ 6,287,151</u>

2. **Performance Measure Targets.** The following is a listing of the key performance target levels for the Midwestern State University. It is the intent of the Legislature that appropriations made by this Act be utilized in the most efficient and effective manner possible to achieve the intended mission of the Midwestern State University. In order to achieve the objectives and service standards established by this Act, the Midwestern State University shall make every effort to attain the following designated key performance target levels associated with each item of appropriation.

	<u>2020</u>	<u>2021</u>
A. Goal: INSTRUCTION/OPERATIONS		
Outcome (Results/Impact):		
Percent of First-time, Full-time, Degree-seeking Freshmen Who Earn a Baccalaureate Degree within Six Academic Years	46.5%	47%
Percent of First-time, Full-time, Degree-seeking Freshmen Who Earn a Baccalaureate Degree within Four Academic Years	26%	27%
Persistence Rate of First-time, Full-time, Degree-seeking Freshmen Students after One Academic Year	72%	73%
Certification Rate of Teacher Education Graduates	96%	96%
Percent of Baccalaureate Graduates Who Are First Generation College Graduates	50%	51%
Percent of Incoming Full-time Undergraduate Transfer Students Who Graduate within Four Years	62%	64%
Percent of Incoming Full-time Undergraduate Transfer Students Who Graduate within Two Years	32%	33%
Percent of Lower Division Semester Credit Hours Taught by Tenured or Tenure-Track Faculty	65%	65%
State Licensure Pass Rate of Nursing Graduates	87%	88%
Dollar Value of External or Sponsored Research Funds (in Millions)	0.5	0.5

MIDWESTERN STATE UNIVERSITY
(Continued)

A.1.1. Strategy: OPERATIONS SUPPORT

Efficiencies:

Administrative Cost as a Percent of Total Expenditures	8.1%	8.1%
Average Cost of Resident Undergraduate Tuition And Fees For 15 Semester Credit Hours	4,717.97	4,812.33

Explanatory:

Average Student Loan Debt	30,700	31,400
Percent of Students with Student Loan Debt	67%	67%
Average Financial Aid Award Per Full-Time Student	12,000	12,500
Percent of Full-Time Students Receiving Financial Aid	87.5%	88%

3. Governing Board. Out of the funds appropriated above, an amount not to exceed \$35,000 in each year of the biennium shall be for all expenses associated with the governing board's duties including, but not limited to: travel, entertainment, lodging, and expenses of state employees who provide services for the governing board.

A separate record of the board's expenditures shall be kept and retained in the same manner as the fiscal records of the institution(s) the board governs. No funds may be used for the governing board's expenses except for the specific amounts designated above. Funds appropriated for the governing board's expenses may be used for any other purpose covered by this Act.

4. Appropriation of Special Mineral Fund. Income during the biennium beginning September 1, 2019, deposited in the Midwestern State University Special Mineral Fund No. 412 is appropriated in the funds above to Midwestern State University for the general operations of the university. Appropriations for the Midwestern State University Special Mineral Fund are \$2,035 in fiscal year 2020 and \$2,035 in fiscal year 2021.

UNIVERSITY OF NORTH TEXAS SYSTEM ADMINISTRATION

	For the Years Ending	
	August 31, 2020	August 31, 2021
Method of Financing:		
General Revenue Fund	\$ 6,149,199	\$ 6,153,846
Total, Method of Financing	<u>\$ 6,149,199</u>	<u>\$ 6,153,846</u>
Items of Appropriation:		
1. Educational and General State Support	\$ 6,149,199	\$ 6,153,846
Grand Total, UNIVERSITY OF NORTH TEXAS SYSTEM ADMINISTRATION	<u>\$ 6,149,199</u>	<u>\$ 6,153,846</u>

This bill pattern represents an estimated 56.3% of this agency's estimated total available funds for the biennium.

Number of Full-Time-Equivalents (FTE)- Appropriated Funds	107.4	107.4
--	-------	-------

1. Informational Listing of Appropriated Funds. The appropriations made above for Educational and General State Support are subject to the special and general provisions of this Act and include the following amounts for the purposes indicated.

A. Goal: INSTRUCTION/OPERATIONS

Provide Instructional and Operations Support.

A.1.1. Strategy: SYSTEM OFFICE OPERATIONS	\$ 1,477,999	\$ 1,477,999
--	--------------	--------------

B. Goal: INFRASTRUCTURE SUPPORT

Provide Infrastructure Support.

B.1.1. Strategy: TUITION REVENUE BOND RETIREMENT	\$ 4,357,197	\$ 4,361,844
---	--------------	--------------

C. Goal: NON-FORMULA SUPPORT

Provide Non-formula Support.

C.1. Objective: INSTRUCTIONAL SUPPORT

C.1.1. Strategy: FEDERATION OF NORTH TEXAS UNIV Federation of North Texas Universities.	\$ 30,357	\$ 30,357
--	-----------	-----------

UNIVERSITY OF NORTH TEXAS SYSTEM ADMINISTRATION
(Continued)

C.1.2. Strategy: UNIVERSITIES CENTER AT DALLAS	283,646	283,646
Total, Goal C: NON-FORMULA SUPPORT	\$ 314,003	\$ 314,003
 Grand Total, UNIVERSITY OF NORTH TEXAS SYSTEM ADMINISTRATION	\$ 6,149,199	\$ 6,153,846
 Object-of-Expense Informational Listing:		
Salaries and Wages	\$ 1,508,356	\$ 1,508,356
Debt Service	4,357,197	4,361,844
Other Operating Expense	283,646	283,646
Total, Object-of-Expense Informational Listing	\$ 6,149,199	\$ 6,153,846
 Estimated Allocations for Employee Benefits and Debt Service Appropriations Made Elsewhere in this Act:		
<u>Employee Benefits</u>		
Retirement	\$ 375,753	\$ 395,242
Group Insurance	1,074,950	1,074,950
Social Security	689,080	702,999
Total, Estimated Allocations for Employee Benefits and Debt Service Appropriations Made Elsewhere in this Act	\$ 2,139,783	\$ 2,173,191

2. Governing Board. Out of the funds appropriated above, an amount not to exceed \$53,000 in each year of the biennium shall be for all expenses associated with the governing board's duties including, but not limited to: travel, entertainment, lodging, and expenses of state employees who provide services for the governing board.

A separate record of the board's expenditures shall be kept and retained in the same manner as the fiscal records of the institution(s) the board governs. No funds may be used for the governing board's expenses except for the specific amounts designated above. Funds appropriated for the governing board's expenses may be used for any other purpose covered by this Act.

3. Federation of North Texas Area Universities. The Comptroller of Public Accounts shall pay all warrants drawn on the identified strategy of the Federation of North Texas Area Universities for expenses incurred on federation business regardless of which member institution of the federation the payee is an employee.

4. Universities Center at Dallas. The University of North Texas System shall transfer fifty percent of the funds appropriated above in Strategy C.1.2, Universities Center at Dallas to Texas A&M University - Commerce as determined by a memorandum of understanding for operating costs for the center.

UNIVERSITY OF NORTH TEXAS

	For the Years Ending	
	August 31, 2020	August 31, 2021
Method of Financing:		
General Revenue Fund	\$ 115,469,831	\$ 115,357,556
 <u>General Revenue Fund - Dedicated</u>		
Estimated Board Authorized Tuition Increases Account No. 704	\$ 5,243,492	\$ 5,243,492
Estimated Other Educational and General Income Account No. 770	57,130,138	57,263,609
Subtotal, General Revenue Fund - Dedicated	\$ 62,373,630	\$ 62,507,101
License Plate Trust Fund Account No. 0802, estimated	\$ 10,500	\$ 10,500
Total, Method of Financing	\$ 177,853,961	\$ 177,875,157

UNIVERSITY OF NORTH TEXAS
(Continued)

Items of Appropriation:

1. Educational and General State Support	\$ 177,853,961	\$ 177,875,157
Grand Total, UNIVERSITY OF NORTH TEXAS	<u>\$ 177,853,961</u>	<u>\$ 177,875,157</u>

This bill pattern represents an estimated 22.7% of this agency's estimated total available funds for the biennium.

Number of Full-Time-Equivalents (FTE)- Appropriated Funds	2,157.3	2,157.3
--	---------	---------

1. **Informational Listing of Appropriated Funds.** The appropriations made above for Educational and General State Support are subject to the special and general provisions of this Act and include the following amounts for the purposes indicated.

A. Goal: INSTRUCTION/OPERATIONS

Provide Instructional and Operations Support.

A.1.1. Strategy: OPERATIONS SUPPORT	\$ 116,945,618	\$ 116,945,618
A.1.2. Strategy: TEACHING EXPERIENCE SUPPLEMENT	2,297,247	2,297,248
A.1.3. Strategy: STAFF GROUP INSURANCE PREMIUMS	8,422,808	8,422,808
A.1.4. Strategy: WORKERS' COMPENSATION INSURANCE	299,138	299,138
A.1.5. Strategy: TEXAS PUBLIC EDUCATION GRANTS	6,456,936	6,476,147
A.1.6. Strategy: ORGANIZED ACTIVITIES	<u>449,550</u>	<u>449,550</u>
Total, Goal A: INSTRUCTION/OPERATIONS	\$ 134,871,297	\$ 134,890,509

B. Goal: INFRASTRUCTURE SUPPORT

Provide Infrastructure Support.

B.1.1. Strategy: E&G SPACE SUPPORT Educational and General Space Support.	\$ 19,666,237	\$ 19,666,237
B.1.2. Strategy: TUITION REVENUE BOND RETIREMENT	<u>10,012,951</u>	<u>10,014,938</u>
Total, Goal B: INFRASTRUCTURE SUPPORT	\$ 29,679,188	\$ 29,681,175

C. Goal: NON-FORMULA SUPPORT

Provide Non-formula Support.

C.1. Objective: INSTRUCTIONAL SUPPORT

C.1.1. Strategy: TEXAS ACADEMY OF MATH AND SCIENCE	\$ 1,297,391	\$ 1,297,391
C.1.2. Strategy: CAAAM Center for Agile and Adaptive Additive Manufacturing.	5,000,000	5,000,000

C.2. Objective: RESEARCH

C.2.1. Strategy: INSTITUTE OF APPLIED SCIENCES	\$ 25,284	\$ 25,283
--	-----------	-----------

C.3. Objective: PUBLIC SERVICE

C.3.1. Strategy: EMERGENCY MANAGEMENT CENTER Center for Studies in Emergency Management.	\$ 20,305	\$ 20,304
C.3.2. Strategy: ED CENTER FOR VOLUNTEERISM	34,973	34,972
C.3.3. Strategy: RAPE KIT TESTING	2,500,000	2,500,000

C.4. Objective: INSTITUTIONAL SUPPORT

C.4.1. Strategy: INSTITUTIONAL ENHANCEMENT	<u>\$ 1,987,793</u>	<u>\$ 1,987,793</u>
--	---------------------	---------------------

Total, Goal C: NON-FORMULA SUPPORT	\$ 10,865,746	\$ 10,865,743
---	---------------	---------------

D. Goal: RESEARCH FUNDS

D.1.1. Strategy: CORE RESEARCH SUPPORT	<u>\$ 2,437,730</u>	<u>\$ 2,437,730</u>
--	---------------------	---------------------

Grand Total, UNIVERSITY OF NORTH TEXAS	<u>\$ 177,853,961</u>	<u>\$ 177,875,157</u>
---	-----------------------	-----------------------

Object-of-Expense Informational Listing:

Salaries and Wages	\$ 59,862,843	\$ 59,862,844
Other Personnel Costs	4,189,228	4,189,228
Faculty Salaries (Higher Education Only)	77,763,425	77,769,484
Professional Fees and Services	24,397	24,397
Consumable Supplies	48,997	48,997
Utilities	2,354,575	2,354,575
Travel	9,273	9,273
Rent - Building	168	168
Debt Service	10,012,951	10,014,938
Other Operating Expense	16,213,849	16,213,845
Client Services	33,659	27,601

UNIVERSITY OF NORTH TEXAS
(Continued)

Grants	6,456,936	6,476,147
Capital Expenditures	883,660	883,660
Total, Object-of-Expense Informational Listing	\$ 177,853,961	\$ 177,875,157

Estimated Allocations for Employee Benefits and Debt Service Appropriations Made Elsewhere in this Act:

Employee Benefits

Retirement	\$ 8,139,596	\$ 8,358,643
Group Insurance	15,002,676	15,002,676
Social Security	9,686,483	9,882,150

Total, Estimated Allocations for Employee Benefits and Debt Service Appropriations Made Elsewhere in this Act

	\$ 32,828,755	\$ 33,243,469
--	----------------------	----------------------

2. Performance Measure Targets. The following is a listing of the key performance target levels for the University of North Texas. It is the intent of the Legislature that appropriations made by this Act be utilized in the most efficient and effective manner possible to achieve the intended mission of the University of North Texas. In order to achieve the objectives and service standards established by this Act, the University of North Texas shall make every effort to attain the following designated key performance target levels associated with each item of appropriation.

	2020	2021
A. Goal: INSTRUCTION/OPERATIONS		
Outcome (Results/Impact):		
Percent of First-time, Full-time, Degree-seeking Freshmen Who Earn a Baccalaureate Degree within Six Academic Years	55.5%	55.75%
Percent of First-time, Full-time, Degree-seeking Freshmen Who Earn a Baccalaureate Degree within Four Academic Years	36%	36.2%
Persistence Rate of First-time, Full-time, Degree-seeking Freshmen Students after One Academic Year	79%	79.25%
Certification Rate of Teacher Education Graduates	91%	91%
Percent of Baccalaureate Graduates Who Are First Generation College Graduates	50.25%	50.5%
Percent of Incoming Full-time Undergraduate Transfer Students Who Graduate within Four Years	60%	60.2%
Percent of Incoming Full-time Undergraduate Transfer Students Who Graduate within Two Years	26.75%	26.9%
Percent of Lower Division Semester Credit Hours Taught by Tenured or Tenure-Track Faculty	25%	25%
State Licensure Pass Rate of Engineering Graduates	70%	72%
Dollar Value of External or Sponsored Research Funds (in Millions)	22.3	22.9
A.1.1. Strategy: OPERATIONS SUPPORT		
Efficiencies:		
Administrative Cost as a Percent of Total Expenditures	6.4%	6.4%
Average Cost of Resident Undergraduate Tuition And Fees For 15 Semester Credit Hours	5,625	5,625
Explanatory:		
Average Student Loan Debt	26,000	26,000
Percent of Students with Student Loan Debt	63%	63%
Average Financial Aid Award Per Full-Time Student	16,500	16,750
Percent of Full-Time Students Receiving Financial Aid	74.5%	75.75%

3. Academic or Policy Research Program. The Board of Regents of the University of North Texas is hereby authorized to use available funds or to enter into contracts, accept grants or matching grants for the purpose of establishing an academic or policy research program in conjunction with the Federal Emergency Management Agency (FEMA).

4. Texas Academy of Mathematics and Science. Notwithstanding any other provision of this Act, the University of North Texas may not transfer money appropriated under Strategy C.1.1, for the purpose of funding the Texas Academy of Mathematics and Science, for another purpose.

5. Center for Agile and Adaptive Additive Manufacturing. Out of funds appropriated to University of North Texas in Strategy C.1.2, Center for Agile and Adaptive Additive Manufacturing, \$5,000,000 in General Revenue in fiscal year 2020 and \$5,000,000 in General Revenue in fiscal year 2021 will be used for the Center for Agile and Adaptive Additive Manufacturing.

UNIVERSITY OF NORTH TEXAS
(Continued)

- 6. Rape Kit Testing.** Out of funds appropriated to University of North Texas in Strategy C.3.3, Rape Kit Testing, \$2,500,000 in General Revenue in fiscal year 2020 and \$2,500,000 in General Revenue in fiscal year 2021 will be used for Rape Kit Testing.

UNIVERSITY OF NORTH TEXAS AT DALLAS

	For the Years Ending	
	August 31, 2020	August 31, 2021
Method of Financing:		
General Revenue Fund	\$ 24,512,594	\$ 24,503,453
<u>General Revenue Fund - Dedicated</u>		
Estimated Board Authorized Tuition Increases Account No. 704	\$ 2,588,642	\$ 2,588,642
Estimated Other Educational and General Income Account No. 770	4,338,493	4,339,133
Subtotal, General Revenue Fund - Dedicated	\$ 6,927,135	\$ 6,927,775
Total, Method of Financing	\$ 31,439,729	\$ 31,431,228
Items of Appropriation:		
1. Educational and General State Support	\$ 31,439,729	\$ 31,431,228
Grand Total, UNIVERSITY OF NORTH TEXAS AT DALLAS	\$ 31,439,729	\$ 31,431,228

This bill pattern represents an estimated 40.4% of this agency's estimated total available funds for the biennium.

Number of Full-Time-Equivalents (FTE)- Appropriated Funds	337.7	337.7
--	-------	-------

- 1. Informational Listing of Appropriated Funds.** The appropriations made above for Educational and General State Support are subject to the special and general provisions of this Act and include the following amounts for the purposes indicated.

A. Goal: INSTRUCTION/OPERATIONS

Provide Instructional and Operations Support.

A.1.1. Strategy: OPERATIONS SUPPORT	\$ 12,781,518	\$ 12,781,517
A.1.2. Strategy: TEACHING EXPERIENCE SUPPLEMENT	190,320	190,321
A.1.3. Strategy: STAFF GROUP INSURANCE PREMIUMS	441,055	441,055
A.1.4. Strategy: TEXAS PUBLIC EDUCATION GRANTS	967,241	967,356

Total, Goal A: INSTRUCTION/OPERATIONS	\$ 14,380,134	\$ 14,380,249
--	---------------	---------------

B. Goal: INFRASTRUCTURE SUPPORT

Provide Infrastructure Support.

B.1.1. Strategy: E&G SPACE SUPPORT	\$ 1,488,872	\$ 1,488,872
Educational and General Space Support.		
B.1.2. Strategy: TUITION REVENUE BOND RETIREMENT	7,827,584	7,818,969
B.1.3. Strategy: SMALL INSTITUTION SUPPLEMENT	1,316,566	1,316,566

Total, Goal B: INFRASTRUCTURE SUPPORT	\$ 10,633,022	\$ 10,624,407
--	---------------	---------------

C. Goal: NON-FORMULA SUPPORT

Provide Non-formula Support.

C.1. Objective: INSTRUCTIONAL SUPPORT

C.1.1. Strategy: EXPANSION FUNDING	\$ 3,542,894	\$ 3,542,894
C.1.2. Strategy: LAW SCHOOL	1,529,999	1,529,999
C.1.3. Strategy: STUDENT SUCCESS INITIATIVE	1,000,000	1,000,000
Student Mobility, Transfer and Success Initiative.		

C.2. Objective: INSTITUTIONAL SUPPORT

C.2.1. Strategy: INSTITUTIONAL ENHANCEMENT	\$ 350,797	\$ 350,796
---	------------	------------

Total, Goal C: NON-FORMULA SUPPORT	\$ 6,423,690	\$ 6,423,689
---	--------------	--------------

UNIVERSITY OF NORTH TEXAS AT DALLAS
(Continued)

D. Goal: RESEARCH FUNDS

D.1.1. Strategy: COMPREHENSIVE RESEARCH FUND	\$ 2,883	\$ 2,883
---	----------	----------

Grand Total, UNIVERSITY OF NORTH TEXAS AT DALLAS	<u>\$ 31,439,729</u>	<u>\$ 31,431,228</u>
---	----------------------	----------------------

Object-of-Expense Informational Listing:

Salaries and Wages	\$ 11,358,899	\$ 12,612,597
Other Personnel Costs	2,715,411	2,577,956
Faculty Salaries (Higher Education Only)	7,461,423	6,345,180
Professional Fees and Services	17,715	17,715
Consumable Supplies	2,883	2,883
Debt Service	7,827,584	7,818,969
Other Operating Expense	1,088,573	1,088,572
Grants	<u>967,241</u>	<u>967,356</u>

Total, Object-of-Expense Informational Listing	<u>\$ 31,439,729</u>	<u>\$ 31,431,228</u>
---	----------------------	----------------------

Estimated Allocations for Employee Benefits and Debt Service Appropriations Made Elsewhere in this Act:

Employee Benefits

Retirement	\$ 996,063	\$ 1,034,775
Group Insurance	1,169,756	1,169,756
Social Security	<u>1,516,881</u>	<u>1,547,522</u>

Total, Estimated Allocations for Employee Benefits and Debt Service Appropriations Made Elsewhere in this Act	<u>\$ 3,682,700</u>	<u>\$ 3,752,053</u>
--	---------------------	---------------------

2. Performance Measure Targets. The following is a listing of the key performance target levels for the University of North Texas at Dallas. It is the intent of the Legislature that appropriations made by this Act be utilized in the most efficient and effective manner possible to achieve the intended mission of the University of North Texas at Dallas. In order to achieve the objectives and service standards established by this Act, the University of North Texas at Dallas shall make every effort to attain the following designated key performance target levels associated with each item of appropriation.

	<u>2020</u>	<u>2021</u>
A. Goal: INSTRUCTION/OPERATIONS		
Outcome (Results/Impact):		
Percent of First-time, Full-time, Degree-seeking Freshmen Who Earn a Baccalaureate Degree within Six Academic Years	32.6%	33.7%
Percent of First-time, Full-time, Degree-seeking Freshmen Who Earn a Baccalaureate Degree within Four Academic Years	25.3%	26.4%
Persistence Rate of First-time, Full-time, Degree-seeking Freshmen after One Academic Year	85.6%	86.7%
Certification Rate of Teacher Education Graduates	96.1%	96.7%
Percent of Baccalaureate Graduates Who Are First Generation College Graduates	85%	86%
Percent of Incoming Full-time Undergraduate Transfer Students Who Graduate within 4 Years	70%	71%
Percent of Incoming Full-time Undergraduate Transfer Students Who Graduate within Two Years	38%	39%
Percent Lower Division Semester Credit Hours Taught by Tenured or Tenure-Track Faculty	35%	36%
State Licensure Pass Rate of Law Graduates	50%	60%
A.1.1. Strategy: OPERATIONS SUPPORT		
Efficiencies:		
Administrative Cost as a Percent of Total Expenditures	14.1%	14%
Average Cost of Resident Undergraduate Tuition And Fees For 15 Semester Credit Hours	4,569	4,569
Explanatory:		
Average Student Loan Debt	29,000	29,000
Percent of Students with Student Loan Debt	60%	59%

3. Expansion Funding - University of North Texas at Dallas. It is the intent of the Legislature that non-formula General Revenue operations funding in Strategy C.1.1, Expansion Funding for the University of North Texas at Dallas will be phased out by 25 percent over four biennia beginning in the 2022-23 biennium as formula funding increases, or until the institution reaches 6,000 full-time student equivalents.

UNIVERSITY OF NORTH TEXAS AT DALLAS
(Continued)

- 4. Law School.** Out of funds appropriated above in Strategy C.1.2, Law School, \$1,529,999 in General Revenue in fiscal year 2020 and \$1,529,999 in fiscal year 2021 shall be used to support operations of the University of North Texas at Dallas College of Law, including the development of a new instructional model for student success.
- 5. Student Mobility, Transfer and Success Initiative.** Out of funds appropriated above Strategy C.1.3, Student Mobility, Transfer and Success Initiative, \$1,000,000 in General Revenue in fiscal year 2020, and \$1,000,000 in General Revenue in fiscal year 2021, shall be used to support and enhance student success initiatives at the University of North Texas at Dallas. Any unexpended balances as of August 31, 2020, are appropriated for the same purpose for the fiscal year 2021.

STEPHEN F. AUSTIN STATE UNIVERSITY

	For the Years Ending	
	August 31, 2020	August 31, 2021
Method of Financing:		
General Revenue Fund	\$ 39,106,062	\$ 38,039,484
<u>General Revenue Fund - Dedicated</u>		
Estimated Board Authorized Tuition Increases Account No. 704	\$ 840,000	\$ 840,000
Estimated Other Educational and General Income Account No. 770	<u>15,329,918</u>	<u>15,347,905</u>
Subtotal, General Revenue Fund - Dedicated	\$ 16,169,918	\$ 16,187,905
License Plate Trust Fund Account No. 0802, estimated	<u>\$ 7,946</u>	<u>\$ 7,946</u>
Total, Method of Financing	<u>\$ 55,283,926</u>	<u>\$ 54,235,335</u>
Items of Appropriation:		
1. Educational and General State Support	\$ 55,283,926	\$ 54,235,335
Grand Total, STEPHEN F. AUSTIN STATE UNIVERSITY	<u>\$ 55,283,926</u>	<u>\$ 54,235,335</u>

This bill pattern represents an estimated 23.5% of this agency's estimated total available funds for the biennium.

**Number of Full-Time-Equivalents (FTE)-
Appropriated Funds**

566.5 566.5

- 1. Informational Listing of Appropriated Funds.** The appropriations made above for Educational and General State Support are subject to the special and general provisions of this Act and include the following amounts for the purposes indicated.

A. Goal: INSTRUCTION/OPERATIONS

Provide Instructional and Operations Support.

A.1.1. Strategy: OPERATIONS SUPPORT	\$ 31,002,992	\$ 31,002,992
A.1.2. Strategy: TEACHING EXPERIENCE SUPPLEMENT	1,449,309	1,449,309
A.1.3. Strategy: STAFF GROUP INSURANCE PREMIUMS	2,842,243	2,842,243
A.1.4. Strategy: TEXAS PUBLIC EDUCATION GRANTS	2,068,851	2,072,718
A.1.5. Strategy: ORGANIZED ACTIVITIES	<u>941,619</u>	<u>941,619</u>

Total, Goal A: INSTRUCTION/OPERATIONS \$ 38,305,014 \$ 38,308,881

B. Goal: INFRASTRUCTURE SUPPORT

Provide Infrastructure Support.

B.1.1. Strategy: E&G SPACE SUPPORT	\$ 6,329,131	\$ 6,329,131
Educational and General Space Support.		
B.1.2. Strategy: TUITION REVENUE BOND RETIREMENT	<u>6,440,456</u>	<u>5,388,000</u>

Total, Goal B: INFRASTRUCTURE SUPPORT \$ 12,769,587 \$ 11,717,131

C. Goal: NON-FORMULA SUPPORT

Provide Non-formula Support.

C.1. Objective: INSTRUCTIONAL SUPPORT

C.1.1. Strategy: RURAL NURSING INITIATIVE	\$ 270,370	\$ 270,370
--	------------	------------

STEPHEN F. AUSTIN STATE UNIVERSITY
(Continued)

C.2. Objective: RESEARCH		
C.2.1. Strategy: APPLIED FORESTRY STUDIES CENTER	\$ 377,523	\$ 377,523
Center for Applied Studies in Forestry.		
C.3. Objective: PUBLIC SERVICE		
C.3.1. Strategy: STONE FORT MUSEUM & RESEARCH CENTER	\$ 71,959	\$ 71,959
Stone Fort Museum and Research Center of East Texas.		
C.3.2. Strategy: SOIL PLANT & WATER ANALYSIS LAB	41,048	41,047
Soil Plant and Water Analysis Laboratory.		
C.3.3. Strategy: APPLIED POULTRY STUDIES & RESEARCH	38,714	38,713
Applied Poultry Studies and Research.		
C.4. Objective: INSTITUTIONAL SUPPORT		
C.4.1. Strategy: INSTITUTIONAL ENHANCEMENT	<u>\$ 3,238,235</u>	<u>\$ 3,238,235</u>
Total, Goal C: NON-FORMULA SUPPORT	\$ 4,037,849	\$ 4,037,847
D. Goal: RESEARCH FUNDS		
D.1.1. Strategy: COMPREHENSIVE RESEARCH FUND	<u>\$ 171,476</u>	<u>\$ 171,476</u>
Grand Total, STEPHEN F. AUSTIN STATE UNIVERSITY	<u>\$ 55,283,926</u>	<u>\$ 54,235,335</u>

Object-of-Expense Informational Listing:

Salaries and Wages	\$ 13,964,324	\$ 13,900,119
Other Personnel Costs	478,572	319,328
Faculty Salaries (Higher Education Only)	28,903,908	29,100,166
Professional Fees and Services	6,860	4,265
Fuels and Lubricants	15	15
Consumable Supplies	6,915	5,228
Utilities	129	0
Rent - Machine and Other	28,479	13,718
Debt Service	6,440,456	5,388,000
Other Operating Expense	3,286,940	3,345,036
Client Services	6,108	0
Grants	2,068,851	2,072,718
Capital Expenditures	<u>92,369</u>	<u>86,742</u>
Total, Object-of-Expense Informational Listing	<u>\$ 55,283,926</u>	<u>\$ 54,235,335</u>

Estimated Allocations for Employee Benefits and Debt Service Appropriations Made Elsewhere in this Act:

Employee Benefits

Retirement	\$ 2,758,527	\$ 2,823,566
Group Insurance	6,293,572	6,293,572
Social Security	<u>3,318,352</u>	<u>3,385,383</u>

Total, Estimated Allocations for Employee Benefits and Debt Service Appropriations Made Elsewhere in this Act

\$ 12,370,451 \$ 12,502,521

2. Performance Measure Targets. The following is a listing of the key performance target levels for the Stephen F. Austin State University. It is the intent of the Legislature that appropriations made by this Act be utilized in the most efficient and effective manner possible to achieve the intended mission of the Stephen F. Austin State University. In order to achieve the objectives and service standards established by this Act, the Stephen F. Austin State University shall make every effort to attain the following designated key performance target levels associated with each item of appropriation.

	<u>2020</u>	<u>2021</u>
A. Goal: INSTRUCTION/OPERATIONS		
Outcome (Results/Impact):		
Percent of First-time, Full-time, Degree-seeking Freshmen Who Earn a Baccalaureate Degree within Six Academic Years	45%	45.5%
Percent of First-time, Full-time, Degree-seeking Freshmen Who Earn a Baccalaureate Degree within Four Academic Years	32.5%	33%
Persistence Rate of First-time, Full-time, Degree-seeking Freshmen Students after One Academic Year	72.8%	74%
Certification Rate of Teacher Education Graduates	97%	97%
Percent of Baccalaureate Graduates Who Are First Generation College Graduates	45%	45%

STEPHEN F. AUSTIN STATE UNIVERSITY
(Continued)

Percent of Incoming Full-time Undergraduate Transfer Students Who Graduate within Four Years	70%	70%
Percent of Incoming Full-time Undergraduate Transfer Students Who Graduate within Two Years	32%	33%
Percent of Lower Division Semester Credit Hours Taught by Tenured or Tenure-Track Faculty	50%	50%
State Licensure Pass Rate of Nursing Graduates	95%	95%
Dollar Value of External or Sponsored Research Funds (in Millions)	4.7	5
A.1.1. Strategy: OPERATIONS SUPPORT		
Efficiencies:		
Administrative Cost as a Percent of Total Expenditures	11%	11%
Average Cost of Resident Undergraduate Tuition And Fees For 15 Semester Credit Hours	5,144	5,144
Explanatory:		
Average Student Loan Debt	32,166	33,472
Percent of Students with Student Loan Debt	68.7%	68.6%
Average Financial Aid Award Per Full-Time Student	13,024	13,154
Percent of Full-Time Students Receiving Financial Aid	87%	88%

3. Governing Board. Out of the funds appropriated above, an amount not to exceed \$30,000 in each year of the biennium shall be for all expenses associated with the governing board's duties including, but not limited to: travel, entertainment, lodging, and expenses of state employees who provide services for the governing board.

A separate record of the board's expenditures shall be kept and retained in the same manner as the fiscal records of the institution(s) the board governs. No funds may be used for the governing board's expenses except for the specific amounts designated above. Funds appropriated for the governing board's expenses may be used for any other purpose covered by this Act.

TEXAS SOUTHERN UNIVERSITY

	For the Years Ending	
	August 31, 2020	August 31, 2021
Method of Financing:		
General Revenue Fund	\$ 51,561,004	\$ 51,491,043
<u>General Revenue Fund - Dedicated</u>		
Estimated Board Authorized Tuition Increases Account No. 704	\$ 4,346,342	\$ 4,346,342
Estimated Other Educational and General Income Account No. 770	<u>25,275,709</u>	<u>25,356,715</u>
Subtotal, General Revenue Fund - Dedicated	<u>\$ 29,622,051</u>	<u>\$ 29,703,057</u>
Total, Method of Financing	<u>\$ 81,183,055</u>	<u>\$ 81,194,100</u>
Items of Appropriation:		
1. Educational and General State Support	\$ 81,183,055	\$ 81,194,100
Grand Total, TEXAS SOUTHERN UNIVERSITY	<u>\$ 81,183,055</u>	<u>\$ 81,194,100</u>

This bill pattern represents an estimated 31.9% of this agency's estimated total available funds for the biennium.

Number of Full-Time-Equivalents (FTE)-Appropriated Funds	768.2	768.2
---	-------	-------

1. Informational Listing of Appropriated Funds. The appropriations made above for Educational and General State Support are subject to the special and general provisions of this Act and include the following amounts for the purposes indicated.

A. Goal: INSTRUCTION/OPERATIONS		
Provide Instructional and Operations Support.		
A.1.1. Strategy: OPERATIONS SUPPORT	\$ 34,127,301	\$ 34,127,301
A.1.2. Strategy: TEACHING EXPERIENCE SUPPLEMENT	540,974	540,973
A.1.3. Strategy: STAFF GROUP INSURANCE PREMIUMS	3,655,014	3,655,014
A.1.4. Strategy: WORKERS' COMPENSATION INSURANCE	208,312	208,312

TEXAS SOUTHERN UNIVERSITY
(Continued)

A.1.5. Strategy: TEXAS PUBLIC EDUCATION GRANTS	2,943,815	2,952,835
A.1.6. Strategy: ORGANIZED ACTIVITIES	80,127	80,127
Total, Goal A: INSTRUCTION/OPERATIONS	\$ 41,555,543	\$ 41,564,562
B. Goal: INFRASTRUCTURE SUPPORT		
Provide Infrastructure Support.		
B.1.1. Strategy: E&G SPACE SUPPORT Educational and General Space Support.	\$ 5,977,621	\$ 5,977,621
B.1.2. Strategy: TUITION REVENUE BOND RETIREMENT	13,268,988	13,271,019
B.1.3. Strategy: SMALL INSTITUTION SUPPLEMENT	70,568	70,568
Total, Goal B: INFRASTRUCTURE SUPPORT	\$ 19,317,177	\$ 19,319,208
C. Goal: NON-FORMULA SUPPORT		
Provide Non-formula Support.		
C.1. Objective: INSTRUCTIONAL SUPPORT		
C.1.1. Strategy: THURGOOD MARSHALL SCHOOL OF LAW	\$ 155,372	\$ 155,372
C.1.2. Strategy: ACCREDITATION - BUSINESS Accreditation Continuation - Business.	25,706	25,705
C.1.3. Strategy: ACCREDITATION - PHARMACY Accreditation Continuation - Pharmacy.	25,928	25,927
C.1.4. Strategy: ACCREDITATION - EDUCATION Accreditation Continuation - Education.	32,481	32,481
C.2. Objective: PUBLIC SERVICE		
C.2.1. Strategy: MICKEY LELAND CENTER Mickey Leland Center on World Hunger and Peace.	\$ 36,146	\$ 36,146
C.2.2. Strategy: URBAN REDEVELOPMENT/RENEWAL Urban Redevelopment and Renewal.	44,857	44,857
C.2.3. Strategy: TEXAS SUMMER ACADEMY	224,284	224,283
C.3. Objective: INSTITUTIONAL SUPPORT		
C.3.1. Strategy: INSTITUTIONAL ENHANCEMENT	\$ 6,867,714	\$ 6,867,713
C.3.2. Strategy: MIS/FISCAL OPERATIONS Integrated Plan to Improve MIS and Fiscal Operations.	73,965	73,964
Total, Goal C: NON-FORMULA SUPPORT	\$ 7,486,453	\$ 7,486,448
D. Goal: ACADEMIC DEVELOPMENT INITIATIVE		
D.1.1. Strategy: ACADEMIC DEVELOPMENT INITIATIVE	\$ 12,500,000	\$ 12,500,000
E. Goal: RESEARCH FUNDS		
E.1.1. Strategy: COMPREHENSIVE RESEARCH FUND	\$ 323,882	\$ 323,882
Grand Total, TEXAS SOUTHERN UNIVERSITY	\$ 81,183,055	\$ 81,194,100
Object-of-Expense Informational Listing:		
Salaries and Wages	\$ 26,321,371	\$ 26,442,750
Other Personnel Costs	760,809	730,570
Faculty Salaries (Higher Education Only)	30,851,798	30,701,091
Professional Fees and Services	150,714	95,361
Consumable Supplies	528,807	327,348
Utilities	8,720	8,681
Travel	10,971	24,698
Rent - Building	222	0
Rent - Machine and Other	23,941	15,999
Debt Service	13,268,988	13,271,019
Other Operating Expense	6,215,864	6,533,505
Client Services	3,534	3,534
Grants	2,943,815	2,952,835
Capital Expenditures	93,501	86,709
Total, Object-of-Expense Informational Listing	\$ 81,183,055	\$ 81,194,100
Estimated Allocations for Employee Benefits and Debt Service Appropriations Made Elsewhere in this Act:		
<u>Employee Benefits</u>		
Retirement	\$ 3,180,945	\$ 3,269,278

TEXAS SOUTHERN UNIVERSITY
(Continued)

Group Insurance	5,136,235	5,136,235
Social Security	4,210,147	4,295,192

Total, Estimated Allocations for Employee Benefits and Debt Service Appropriations Made Elsewhere in this Act \$ 12,527,327 \$ 12,700,705

2. Performance Measure Targets. The following is a listing of the key performance target levels for the Texas Southern University. It is the intent of the Legislature that appropriations made by this Act be utilized in the most efficient and effective manner possible to achieve the intended mission of the Texas Southern University. In order to achieve the objectives and service standards established by this Act, the Texas Southern University shall make every effort to attain the following designated key performance target levels associated with each item of appropriation.

	2020	2021
A. Goal: INSTRUCTION/OPERATIONS		
Outcome (Results/Impact):		
Percent of First-time, Full-time, Degree-seeking Freshmen Who Earn a Baccalaureate Degree within Six Academic Years	25%	25%
Percent of First-time, Full-time, Degree-seeking Freshmen Who Earn a Baccalaureate Degree within Four Academic Years	11.2%	12.3%
Persistence Rate of First-time, Full-time, Degree-seeking Freshmen Students after One Academic Year	62.5%	62.5%
Certification Rate of Teacher Education Graduates	78%	78%
Percent of Baccalaureate Graduates Who Are First Generation College Graduates	49.7%	49.7%
Percent of Incoming Full-time Undergraduate Transfer Students Who Graduate within Four Years	44%	44%
Percent of Incoming Full-time Undergraduate Transfer Students Who Graduate within Two Years	30%	30%
Percent of Lower Division Semester Credit Hours Taught by Tenured or Tenure-Track Faculty	25.7%	25.7%
State Licensure Pass Rate of Law Graduates	77%	77%
State Licensure Pass Rate of Pharmacy Graduates	93.77%	93.77%
Dollar Value of External or Sponsored Research Funds (in Millions)	4.3	4.4
A.1.1. Strategy: OPERATIONS SUPPORT		
Efficiencies:		
Administrative Cost as a Percent of Total Expenditures	9%	9%
Average Cost of Resident Undergraduate Tuition And Fees For 15 Semester Credit Hours	4,586	4,586
Explanatory:		
Average Student Loan Debt	34,500	34,500
Percent of Students with Student Loan Debt	75%	75%
Average Financial Aid Award Per Full-Time Student	15,950	15,950
Percent of Full-Time Students Receiving Financial Aid	94%	94%

3. Thurgood Marshall School of Law. All tuition and fee revenues generated through enrollment in the School of Law, including Texas Public Education Grants and Emergency Loans under Education Code, Chapter 56 (Student Financial Aid Assistance), shall be allocated for use by the School of Law and may only be expended for purposes related to the operation and maintenance of the School of Law and its students.

4. Governing Board. Out of the funds appropriated above, an amount not to exceed \$30,000 in each year of the biennium shall be for all expenses associated with the governing board's duties including, but not limited to: travel, entertainment, lodging, and expenses of state employees who provide services for the governing board.

A separate record of the board's expenditures shall be kept and retained in the same manner as the fiscal records of the institution(s) the board governs. No funds may be used for the governing board's expenses except for the specific amounts designated above. Funds appropriated for the governing board's expenses may be used for any other purpose covered by this Act.

5. Academic Development Initiative. Funds appropriated above in Strategy D.1.1, Academic Development Initiative, in the amount of \$12,500,000 in fiscal year 2020 and \$12,500,000 in fiscal year 2021, are to be used for (1) proven academic success programs; (2) existing graduate programs; (3) undergraduate education; and (4) initiatives to target enrollment growth. Not later than November 1 of each fiscal year, the University shall submit to the Texas Southern University Board of Regents, the Texas Higher Education Coordinating Board, the Legislative Budget Board, and the Governor a report describing the use of the funds appropriated that states the goals to be achieved through use of the funds and established timelines and milestones for showing progress

TEXAS SOUTHERN UNIVERSITY
(Continued)

in meeting the goals. The report shall include proposed actions to be taken in the event a milestone is not met. Any unexpended balances as of August 31, 2020, (estimated to be \$0) appropriated by the Legislature for the Academic Development Initiative, are hereby appropriated to Texas Southern University for the fiscal year beginning September 1, 2020.

TEXAS TECH UNIVERSITY SYSTEM ADMINISTRATION

	For the Years Ending	
	August 31, 2020	August 31, 2021
Method of Financing:		
General Revenue Fund	\$ 1,368,000	\$ 1,368,000
Total, Method of Financing	\$ 1,368,000	\$ 1,368,000
Items of Appropriation:		
1. Educational and General State Support	\$ 1,368,000	\$ 1,368,000
Grand Total, TEXAS TECH UNIVERSITY SYSTEM ADMINISTRATION	\$ 1,368,000	\$ 1,368,000

This bill pattern represents an estimated 5.5% of this agency's estimated total available funds for the biennium.

Number of Full-Time-Equivalents (FTE)- Appropriated Funds	78.3	78.3
--	------	------

1. Informational Listing of Appropriated Funds. The appropriations made above for Educational and General State Support are subject to the special and general provisions of this Act and include the following amounts for the purposes indicated.

A. Goal: INSTRUCTION/OPERATIONS

Provide Instructional and Operations Support.

A.1.1. Strategy: SYSTEM OFFICE OPERATIONS	\$ 1,368,000	\$ 1,368,000
--	--------------	--------------

Grand Total, TEXAS TECH UNIVERSITY SYSTEM ADMINISTRATION	\$ 1,368,000	\$ 1,368,000
---	---------------------	---------------------

Object-of-Expense Informational Listing:

Salaries and Wages	\$ 1,368,000	\$ 1,368,000
--------------------	--------------	--------------

Total, Object-of-Expense Informational Listing	\$ 1,368,000	\$ 1,368,000
---	---------------------	---------------------

Estimated Allocations for Employee Benefits and Debt Service Appropriations Made Elsewhere in this Act:

Employee Benefits

Retirement	\$ 268,671	\$ 279,904
Group Insurance	761,729	761,729
Social Security	364,312	371,671

Total, Estimated Allocations for Employee Benefits and Debt Service Appropriations Made Elsewhere in this Act	\$ 1,394,712	\$ 1,413,304
--	---------------------	---------------------

2. Governing Board. Out of the funds appropriated above, an amount not to exceed \$125,000 in each year of the biennium shall be for all expenses associated with the governing board's duties including, but not limited to: travel, entertainment, lodging, and expenses of state employees who provide services for the governing board.

A separate record of the board's expenditures shall be kept and retained in the same manner as the fiscal records of the institution(s) the board governs. No funds may be used for the governing board's expenses except for the specific amounts designated above. Funds appropriated for the governing board's expenses may be used for any other purpose covered by this Act.

TEXAS TECH UNIVERSITY

	For the Years Ending	
	August 31, 2020	August 31, 2021
Method of Financing:		
General Revenue Fund	\$ 167,441,568	\$ 169,681,575
<u>General Revenue Fund - Dedicated</u>		
Estimated Board Authorized Tuition Increases Account No. 704	\$ 7,374,028	\$ 7,374,028
Estimated Other Educational and General Income Account No. 770	<u>53,191,865</u>	<u>53,316,958</u>
Subtotal, General Revenue Fund - Dedicated	\$ 60,565,893	\$ 60,690,986
License Plate Trust Fund Account No. 0802, estimated	<u>\$ 48,198</u>	<u>\$ 48,198</u>
Total, Method of Financing	<u><u>\$ 228,055,659</u></u>	<u><u>\$ 230,420,759</u></u>
Items of Appropriation:		
1. Educational and General State Support	\$ 228,055,659	\$ 230,420,759
Grand Total, TEXAS TECH UNIVERSITY	<u><u>\$ 228,055,659</u></u>	<u><u>\$ 230,420,759</u></u>

This bill pattern represents an estimated 24.7% of this agency's estimated total available funds for the biennium.

Number of Full-Time-Equivalents (FTE)-Appropriated Funds	2,644.4	2,644.4
---	---------	---------

1. Informational Listing of Appropriated Funds. The appropriations made above for Educational and General State Support are subject to the special and general provisions of this Act and include the following amounts for the purposes indicated.

A. Goal: INSTRUCTION/OPERATIONS

Provide Instructional and Operations Support.

A.1.1. Strategy: OPERATIONS SUPPORT	\$ 139,560,177	\$ 139,560,177
A.1.2. Strategy: TEACHING EXPERIENCE SUPPLEMENT	3,292,458	3,292,458
A.1.3. Strategy: STAFF GROUP INSURANCE PREMIUMS	8,565,232	8,565,232
A.1.4. Strategy: WORKERS' COMPENSATION INSURANCE	496,423	496,423
A.1.5. Strategy: TEXAS PUBLIC EDUCATION GRANTS	6,896,823	6,921,049
A.1.6. Strategy: ORGANIZED ACTIVITIES	<u>575,000</u>	<u>575,000</u>

Total, Goal A: INSTRUCTION/OPERATIONS \$ 159,386,113 \$ 159,410,339

B. Goal: INFRASTRUCTURE SUPPORT

Provide Infrastructure Support.

B.1.1. Strategy: E&G SPACE SUPPORT	\$ 26,398,262	\$ 26,398,262
Educational and General Space Support.		
B.1.2. Strategy: TUITION REVENUE BOND RETIREMENT	<u>13,502,981</u>	<u>13,493,859</u>

Total, Goal B: INFRASTRUCTURE SUPPORT \$ 39,901,243 \$ 39,892,121

C. Goal: NON-FORMULA SUPPORT

Provide Non-formula Support.

C.1. Objective: INSTRUCTIONAL SUPPORT

C.1.1. Strategy: LIBRARY ARCHIVAL SUPPORT	\$ 353,048	\$ 353,048
C.1.2. Strategy: VETERINARY MEDICINE	7,500,000	9,850,000

C.2. Objective: RESEARCH

C.2.1. Strategy: AGRICULTURAL RESEARCH	\$ 1,317,767	\$ 1,317,767
Research to Enhance Ag Production & Add Value to Ag Products in Texas.		
C.2.2. Strategy: ENERGY RESEARCH	456,096	456,096
Research in Energy Production and Environmental Protection in Texas.		
C.2.3. Strategy: EMERGING TECHNOLOGIES RESEARCH	256,296	256,295
Research in Emerging Technologies and Economic Development in Texas.		

C.3. Objective: PUBLIC SERVICE

C.3.1. Strategy: JUNCTION ANNEX OPERATION	\$ 106,025	\$ 106,025
C.3.2. Strategy: HILL COUNTRY EDUCATIONAL NETWORK	186,412	186,412

TEXAS TECH UNIVERSITY
(Continued)

C.3.3. Strategy: SMALL BUSINESS DEVELOPMENT	881,507	881,507
Small Business Development Center.		
C.3.4. Strategy: MUSEUMS & CENTERS	1,007,417	1,007,416
Museums and Historical, Cultural, and Educational Centers.		
C.3.5. Strategy: CENTER FOR FINANCIAL RESPONSIBILITY	113,107	113,106
C.4. Objective: INSTITUTIONAL SUPPORT		
C.4.1. Strategy: INSTITUTIONAL ENHANCEMENT	<u>\$ 4,982,351</u>	<u>\$ 4,982,350</u>
Total, Goal C: NON-FORMULA SUPPORT	<u>\$ 17,160,026</u>	<u>\$ 19,510,022</u>
D. Goal: RESEARCH FUNDS		
D.1.1. Strategy: CORE RESEARCH SUPPORT	<u>\$ 11,608,277</u>	<u>\$ 11,608,277</u>
Grand Total, TEXAS TECH UNIVERSITY	<u><u>\$ 228,055,659</u></u>	<u><u>\$ 230,420,759</u></u>
Object-of-Expense Informational Listing:		
Salaries and Wages	\$ 83,326,129	\$ 83,329,176
Other Personnel Costs	2,749,417	2,749,450
Faculty Salaries (Higher Education Only)	101,920,549	101,920,448
Professional Salaries - Faculty Equivalent (Higher Education Only)	1,048,186	1,048,306
Professional Fees and Services	4,964,463	4,964,462
Fuels and Lubricants	698	698
Consumable Supplies	84,823	84,831
Utilities	19,348	19,348
Travel	171,442	171,454
Rent - Machine and Other	16,468	16,468
Debt Service	13,502,981	13,493,859
Other Operating Expense	12,541,908	14,891,940
Client Services	51,371	48,217
Grants	6,899,003	6,923,229
Capital Expenditures	<u>758,873</u>	<u>758,873</u>
Total, Object-of-Expense Informational Listing	<u><u>\$ 228,055,659</u></u>	<u><u>\$ 230,420,759</u></u>
Estimated Allocations for Employee Benefits and Debt Service Appropriations Made Elsewhere in this Act:		
<u>Employee Benefits</u>		
Retirement	\$ 10,561,932	\$ 10,793,844
Group Insurance	21,789,594	21,789,594
Social Security	<u>11,883,852</u>	<u>12,123,906</u>
Total, Estimated Allocations for Employee Benefits and Debt Service Appropriations Made Elsewhere in this Act	<u><u>\$ 44,235,378</u></u>	<u><u>\$ 44,707,344</u></u>

2. Performance Measure Targets. The following is a listing of the key performance target levels for the Texas Tech University. It is the intent of the Legislature that appropriations made by this Act be utilized in the most efficient and effective manner possible to achieve the intended mission of the Texas Tech University. In order to achieve the objectives and service standards established by this Act, the Texas Tech University shall make every effort to attain the following designated key performance target levels associated with each item of appropriation.

	<u>2020</u>	<u>2021</u>
A. Goal: INSTRUCTION/OPERATIONS		
Outcome (Results/Impact):		
Percent of First-time, Full-time, Degree-seeking Freshmen Who Earn a Baccalaureate Degree within Six Academic Years	61%	61%
Percent of First-time, Full-time, Degree-seeking Freshmen Who Earn a Baccalaureate Degree within Four Academic Years	35%	35%
Persistence Rate of First-time, Full-time, Degree-seeking Freshmen Students after One Academic Year	82%	82%
Certification Rate of Teacher Education Graduates	95%	95%
Percent of Baccalaureate Graduates Who Are First Generation College Graduates	25%	25%
Percent of Incoming Full-time Undergraduate Transfer Students Who Graduate within Four Years	60%	60%
Percent of Incoming Full-time Undergraduate Transfer Students Who Graduate within Two Years	27%	27%
Percent of Lower Division Semester Credit Hours Taught by Tenured or Tenure-Track Faculty	30%	30%
State Licensure Pass Rate of Law Graduates	90%	90%

TEXAS TECH UNIVERSITY
(Continued)

State Licensure Pass Rate of Engineering Graduates	80%	80%
Dollar Value of External or Sponsored Research Funds (in Millions)	57	57
A.1.1. Strategy: OPERATIONS SUPPORT		
Efficiencies:		
Administrative Cost as a Percent of Total Expenditures	6.3%	6.3%
Average Cost of Resident Undergraduate Tuition And Fees For 15 Semester Credit Hours	5,523	5,523
Explanatory:		
Average Student Loan Debt	29,000	29,000
Percent of Students with Student Loan Debt	56%	56%
Average Financial Aid Award Per Full-Time Student	11,110	11,110
Percent of Full-Time Students Receiving Financial Aid	70%	70%

3. **Texas Tech University Museum.** Out of funds appropriated above in Strategy C.3.4. for the Museums and Historical, Cultural and Educational Centers, \$381,995 in fiscal year 2020 and 2021 shall be allocated to the Ranching Heritage Center, and \$263,936 in each fiscal year shall be allocated to the Lubbock Lake Landmark.
4. **Veterinary Medicine.** Texas Tech University is authorized to use funds appropriated in Strategy C.1.2, Veterinary Medicine, to initiate curriculum design and development, basic science faculty recruitment, and commencement of organization and other processes necessary to attain accreditation of the four-year veterinary medicine program.

ANGELO STATE UNIVERSITY

	For the Years Ending	
	August 31, 2020	August 31, 2021
Method of Financing:		
General Revenue Fund	\$ 29,506,087	\$ 29,468,357
<u>General Revenue Fund - Dedicated</u>		
Estimated Board Authorized Tuition Increases Account No. 704	\$ 1,347,354	\$ 1,347,354
Estimated Other Educational and General Income Account No. 770	10,340,327	10,361,174
Subtotal, General Revenue Fund - Dedicated	\$ 11,687,681	\$ 11,708,528
License Plate Trust Fund Account No. 0802, estimated	\$ 1,833	\$ 1,833
Total, Method of Financing	<u>\$ 41,195,601</u>	<u>\$ 41,178,718</u>
Items of Appropriation:		
1. Educational and General State Support	\$ 41,195,601	\$ 41,178,718
Grand Total, ANGELO STATE UNIVERSITY	<u>\$ 41,195,601</u>	<u>\$ 41,178,718</u>

This bill pattern represents an estimated 32.3% of this agency's estimated total available funds for the biennium.

Number of Full-Time-Equivalents (FTE)-Appropriated Funds	483.2	483.2
---	-------	-------

1. **Informational Listing of Appropriated Funds.** The appropriations made above for Educational and General State Support are subject to the special and general provisions of this Act and include the following amounts for the purposes indicated.

A. Goal: INSTRUCTION/OPERATIONS

Provide Instructional and Operations Support.

A.1.1. Strategy: OPERATIONS SUPPORT	\$ 21,690,205	\$ 21,690,206
A.1.2. Strategy: TEACHING EXPERIENCE SUPPLEMENT	833,669	833,669
A.1.3. Strategy: STAFF GROUP INSURANCE PREMIUMS	2,270,286	2,270,286
A.1.4. Strategy: TEXAS PUBLIC EDUCATION GRANTS	1,628,824	1,631,447
A.1.5. Strategy: ORGANIZED ACTIVITIES	131,784	131,784
Total, Goal A: INSTRUCTION/OPERATIONS	<u>\$ 26,554,768</u>	<u>\$ 26,557,392</u>

ANGELO STATE UNIVERSITY
(Continued)

B. Goal: INFRASTRUCTURE SUPPORT

Provide Infrastructure Support.

B.1.1. Strategy: E&G SPACE SUPPORT Educational and General Space Support.	\$ 4,007,781	\$ 4,007,782
B.1.2. Strategy: TUITION REVENUE BOND RETIREMENT	2,879,547	2,860,043
Total, Goal B: INFRASTRUCTURE SUPPORT	\$ 6,887,328	\$ 6,867,825

C. Goal: NON-FORMULA SUPPORT

Provide Non-formula Support.

C.1. Objective: INSTRUCTIONAL SUPPORT

C.1.1. Strategy: CENTER FOR ACADEMIC EXCELLENCE	\$ 207,766	\$ 207,765
C.1.2. Strategy: COLLEGE OF NURSING & ALLIED HEALTH College of Nursing & Allied Health-Ctr Rural Health, Wellness & Rehab.	599,862	599,862

C.2. Objective: PUBLIC SERVICE

C.2.1. Strategy: SMALL BUSINESS DEVELOPMENT CENTER	\$ 97,147	\$ 97,146
C.2.2. Strategy: CENTER FOR FINE ARTS	26,707	26,707
C.2.3. Strategy: MGT/INSTRUCTION/RESEARCH CENTER Management, Instruction, and Research Center.	122,968	122,968

C.3. Objective: INSTITUTIONAL SUPPORT

C.3.1. Strategy: INSTITUTIONAL ENHANCEMENT	\$ 5,945,625	\$ 5,945,624
C.3.2. Strategy: FRESHMAN COLLEGE	733,165	733,164

Total, Goal C: NON-FORMULA SUPPORT	\$ 7,733,240	\$ 7,733,236
---	--------------	--------------

D. Goal: RESEARCH FUNDS

D.1.1. Strategy: COMPREHENSIVE RESEARCH FUND	\$ 20,265	\$ 20,265
---	-----------	-----------

Grand Total, ANGELO STATE UNIVERSITY	\$ 41,195,601	\$ 41,178,718
---	---------------	---------------

Object-of-Expense Informational Listing:

Salaries and Wages	\$ 13,295,461	\$ 14,155,067
Other Personnel Costs	401,168	385,221
Faculty Salaries (Higher Education Only)	20,101,217	20,719,427
Professional Fees and Services	5,768	0
Fuels and Lubricants	8,158	0
Consumable Supplies	110,593	93,927
Utilities	464,722	1,977
Travel	94,634	97,388
Rent - Building	142,238	26,707
Rent - Machine and Other	25,287	20,961
Debt Service	2,879,547	2,860,043
Other Operating Expense	2,037,984	1,186,553
Grants	1,628,824	1,631,447

Total, Object-of-Expense Informational Listing	\$ 41,195,601	\$ 41,178,718
---	---------------	---------------

Estimated Allocations for Employee Benefits and Debt Service Appropriations Made Elsewhere in this Act:

Employee Benefits

Retirement	\$ 1,880,067	\$ 1,928,838
Group Insurance	5,211,911	5,211,911
Social Security	2,257,023	2,302,615

Total, Estimated Allocations for Employee Benefits and Debt Service Appropriations Made Elsewhere in this Act	\$ 9,349,001	\$ 9,443,364
--	--------------	--------------

2. Performance Measure Targets. The following is a listing of the key performance target levels for the Angelo State University. It is the intent of the Legislature that appropriations made by this Act be utilized in the most efficient and effective manner possible to achieve the intended mission of the Angelo State University. In order to achieve the objectives and service standards established by this Act, the Angelo State University shall make every effort to attain the following designated key performance target levels associated with each item of appropriation.

ANGELO STATE UNIVERSITY
(Continued)

	2020	2021
A. Goal: INSTRUCTION/OPERATIONS		
Outcome (Results/Impact):		
Percent of First-time, Full-time, Degree-seeking Freshmen Who Earn a Baccalaureate Degree within Six Academic Years	37%	37%
Percent of First-time, Full-time, Degree-seeking Freshmen Who Earn a Baccalaureate Degree within Four Academic Years	30%	30%
Persistence Rate of First-time, Full-time, Degree-seeking Freshmen Students after One Academic Year	69%	69%
Certification Rate of Teacher Education Graduates	91%	91%
Percent of Baccalaureate Graduates Who Are First Generation College Graduates	45%	45%
Percent of Incoming Full-time Undergraduate Transfer Students Who Graduate within Four Years	43%	43%
Percent of Incoming Full-time Undergraduate Transfer Students Who Graduate within Two Years	20%	20%
Percent of Lower Division Semester Credit Hours Taught by Tenured or Tenure-Track Faculty	45%	45%
State Licensure Pass Rate of Nursing Graduates	90%	90%
Dollar Value of External or Sponsored Research Funds (in Millions)	0.2	0.2
A.1.1. Strategy: OPERATIONS SUPPORT		
Efficiencies:		
Administrative Cost as a Percent of Total Expenditures	8.8%	8.8%
Average Cost of Resident Undergraduate Tuition And Fees For 15 Semester Credit Hours	4,360	4,360
Explanatory:		
Average Student Loan Debt	24,900	24,900
Percent of Students with Student Loan Debt	59%	59%
Average Financial Aid Award Per Full-Time Student	12,200	12,200
Percent of Full-Time Students Receiving Financial Aid	87%	87%

3. Freshman College. Out of funds appropriated to Angelo State University in Strategy C.3.2, Freshman College, \$733,165 in General Revenue in fiscal year 2020 and \$733,164 in General Revenue in fiscal year 2021 will be used for the Freshman College.

TEXAS WOMAN'S UNIVERSITY

	For the Years Ending	
	August 31, 2020	August 31, 2021
Method of Financing:		
General Revenue Fund	\$ 63,168,756	\$ 63,150,934
<u>General Revenue Fund - Dedicated</u>		
Estimated Board Authorized Tuition Increases Account No. 704	\$ 5,012,043	\$ 5,012,043
Estimated Other Educational and General Income Account No. 770	13,669,102	13,681,726
Subtotal, General Revenue Fund - Dedicated	\$ 18,681,145	\$ 18,693,769
Total, Method of Financing	\$ 81,849,901	\$ 81,844,703
Items of Appropriation:		
1. Educational and General State Support	\$ 81,849,901	\$ 81,844,703
Grand Total, TEXAS WOMAN'S UNIVERSITY	\$ 81,849,901	\$ 81,844,703

This bill pattern represents an estimated 35% of this agency's estimated total available funds for the biennium.

Number of Full-Time-Equivalents (FTE)-Appropriated Funds	1,060.7	1,060.7
---	---------	---------

1. Informational Listing of Appropriated Funds. The appropriations made above for Educational and General State Support are subject to the special and general provisions of this Act and include the following amounts for the purposes indicated.

TEXAS WOMAN'S UNIVERSITY
(Continued)

A. Goal: INSTRUCTION/OPERATIONS

Provide Instructional and Operations Support.

A.1.1. Strategy: OPERATIONS SUPPORT	\$ 48,858,991	\$ 48,858,992
A.1.2. Strategy: TEACHING EXPERIENCE SUPPLEMENT	774,226	774,225
A.1.3. Strategy: STAFF GROUP INSURANCE PREMIUMS	2,789,453	2,789,453
A.1.4. Strategy: WORKERS' COMPENSATION INSURANCE	300,000	300,000
A.1.5. Strategy: TEXAS PUBLIC EDUCATION GRANTS	<u>2,412,657</u>	<u>2,416,735</u>

Total, Goal A: INSTRUCTION/OPERATIONS	\$ 55,135,327	\$ 55,139,405
--	---------------	---------------

B. Goal: INFRASTRUCTURE SUPPORT

Provide Infrastructure Support.

B.1.1. Strategy: E&G SPACE SUPPORT Educational and General Space Support.	\$ 6,310,445	\$ 6,310,445
B.1.2. Strategy: TUITION REVENUE BOND RETIREMENT	<u>6,249,050</u>	<u>6,239,775</u>

Total, Goal B: INFRASTRUCTURE SUPPORT	\$ 12,559,495	\$ 12,550,220
--	---------------	---------------

C. Goal: NON-FORMULA SUPPORT

Provide Non-formula Support.

C.1. Objective: INSTRUCTIONAL SUPPORT		
C.1.1. Strategy: TX MED CNTR LIBRARY ASSESSMENT Texas Medical Center Library Assessment.	\$ 61,362	\$ 61,362
C.1.2. Strategy: ONLINE NURSING EDUCATION	90,425	90,425
C.2. Objective: RESEARCH		
C.2.1. Strategy: NUTRITION RESEARCH PROGRAM Human Nutrition Research Development Program.	\$ 10,115	\$ 10,115
C.2.2. Strategy: WOMEN'S HEALTH RESEARCH CENTER Center for Research on Women's Health.	42,230	42,230
C.3. Objective: PUBLIC SERVICE		
C.3.1. Strategy: CENTER FOR WOMEN'S LEADERSHIP Center for Women's Leadership in Business, Politics, and Public Policy.	\$ 8,625,177	\$ 8,625,176
C.4. Objective: INSTITUTIONAL SUPPORT		
C.4.1. Strategy: INSTITUTIONAL ENHANCEMENT	<u>\$ 5,173,618</u>	<u>\$ 5,173,618</u>

Total, Goal C: NON-FORMULA SUPPORT	\$ 14,002,927	\$ 14,002,926
---	---------------	---------------

D. Goal: RESEARCH FUNDS

D.1.1. Strategy: COMPREHENSIVE RESEARCH FUND	<u>\$ 152,152</u>	<u>\$ 152,152</u>
---	-------------------	-------------------

Grand Total, TEXAS WOMAN'S UNIVERSITY	<u>\$ 81,849,901</u>	<u>\$ 81,844,703</u>
--	----------------------	----------------------

Object-of-Expense Informational Listing:

Salaries and Wages	\$ 18,975,860	\$ 18,125,035
Other Personnel Costs	584,001	793,284
Faculty Salaries (Higher Education Only)	36,171,732	35,823,040
Professional Salaries - Faculty Equivalent (Higher Education Only)	180,857	204,893
Professional Fees and Services	457,794	139,899
Fuels and Lubricants	82	0
Consumable Supplies	120,035	130,321
Utilities	1,560,525	335,303
Travel	24,398	18,202
Rent - Building	137,611	50,277
Rent - Machine and Other	64,361	67,195
Debt Service	6,249,050	6,239,775
Other Operating Expense	14,373,969	16,216,182
Client Services	406,762	130,389
Grants	2,412,657	2,416,735
Capital Expenditures	<u>130,207</u>	<u>1,154,173</u>

Total, Object-of-Expense Informational Listing	<u>\$ 81,849,901</u>	<u>\$ 81,844,703</u>
---	----------------------	----------------------

Estimated Allocations for Employee Benefits and Debt Service Appropriations Made Elsewhere in this Act:

Employee Benefits

Retirement	\$ 3,637,068	\$ 3,752,331
Group Insurance	6,887,559	6,887,559

TEXAS WOMAN'S UNIVERSITY
(Continued)

Social Security	4,393,495	4,482,243
Total, Estimated Allocations for Employee Benefits and Debt Service Appropriations Made Elsewhere in this Act	\$ 14,918,122	\$ 15,122,133

2. Performance Measure Targets. The following is a listing of the key performance target levels for the Texas Woman's University. It is the intent of the Legislature that appropriations made by this Act be utilized in the most efficient and effective manner possible to achieve the intended mission of the Texas Woman's University. In order to achieve the objectives and service standards established by this Act, the Texas Woman's University shall make every effort to attain the following designated key performance target levels associated with each item of appropriation.

	2020	2021
A. Goal: INSTRUCTION/OPERATIONS		
Outcome (Results/Impact):		
Percent of First-time, Full-time, Degree-seeking Freshmen Who Earn a Baccalaureate Degree within Six Academic Years	41.2%	44%
Percent of First-time, Full-time, Degree-seeking Freshmen Who Earn a Baccalaureate Degree within Four Academic Years	23.2%	23.6%
Persistence Rate of First-time, Full-time, Degree-seeking Freshmen Students after One Academic Year	84%	85.6%
Certification Rate of Teacher Education Graduates	96%	98%
Percent of Baccalaureate Graduates Who Are First Generation College Graduates	51.4%	51.3%
Percent of Incoming Full-time Undergraduate Transfer Students Who Graduate within Four Years	61.4%	61%
Percent of Incoming Full-time Undergraduate Transfer Students Who Graduate within Two Years	28.7%	28.8%
Percent of Lower Division Semester Credit Hours Taught by Tenured or Tenure-Track Faculty	25.6%	25.3%
State Licensure Pass Rate of Nursing Graduates	98.9%	99.1%
Dollar Value of External or Sponsored Research Funds (in Millions)	2.2	2.3
A.1.1. Strategy: OPERATIONS SUPPORT		
Efficiencies:		
Administrative Cost as a Percent of Total Expenditures	11.35%	11.35%
Average Cost of Resident Undergraduate Tuition And Fees For 15 Semester Credit Hours	4,975	5,124
Explanatory:		
Average Student Loan Debt	27,470	27,882
Percent of Students with Student Loan Debt	72%	71.8%
Average Financial Aid Award Per Full-Time Student	12,258	12,380
Percent of Full-Time Students Receiving Financial Aid	97.2%	97%

3. Governing Board. Out of the funds appropriated above, an amount not to exceed \$35,000 in each year of the biennium shall be for all expenses associated with the governing board's duties including, but not limited to: travel, entertainment, lodging, and expenses of state employees who provide services for the governing board.

A separate record of the board's expenditures shall be kept and retained in the same manner as the fiscal records of the institution(s) the board governs. No funds may be used for the governing board's expenses except for the specific amounts designated above. Funds appropriated for the governing board's expenses may be used for any other purpose covered by this Act.

4. Center for Women's Leadership in Business, Politics, and Public Policy. Out of funds appropriated above to Strategy C.3.1, Center for Women's Leadership in Business, Politics, and Public Policy, \$8,625,177 in General Revenue in fiscal year 2020 and \$8,625,176 in fiscal year 2021 will be used for the Center for Women's Leadership in Business, Politics, and Public Policy.

TEXAS STATE UNIVERSITY SYSTEM

	For the Years Ending	
	August 31, 2020	August 31, 2021
Method of Financing:		
General Revenue Fund	\$ 1,368,000	\$ 1,368,000
Total, Method of Financing	\$ 1,368,000	\$ 1,368,000

TEXAS STATE UNIVERSITY SYSTEM
(Continued)

Items of Appropriation:

1. Educational and General State Support	\$ 1,368,000	\$ 1,368,000
Grand Total, TEXAS STATE UNIVERSITY SYSTEM	<u>\$ 1,368,000</u>	<u>\$ 1,368,000</u>

This bill pattern represents an estimated 10.3% of this agency's estimated total available funds for the biennium.

Number of Full-Time-Equivalents (FTE)-Appropriated Funds	12.2	12.2
---	------	------

1. Informational Listing of Appropriated Funds. The appropriations made above for Educational and General State Support are subject to the special and general provisions of this Act and include the following amounts for the purposes indicated.

A. Goal: INSTRUCTION/OPERATIONS

Provide Instructional and Operations Support.

A.1.1. Strategy: SYSTEM OFFICE OPERATIONS	\$ 1,368,000	\$ 1,368,000
Grand Total, TEXAS STATE UNIVERSITY SYSTEM	<u>\$ 1,368,000</u>	<u>\$ 1,368,000</u>

Object-of-Expense Informational Listing:

Salaries and Wages	\$ 1,368,000	\$ 1,368,000
Total, Object-of-Expense Informational Listing	<u>\$ 1,368,000</u>	<u>\$ 1,368,000</u>

Estimated Allocations for Employee Benefits and Debt Service Appropriations Made Elsewhere in this Act:

Employee Benefits

Retirement	\$ 65,122	\$ 68,769
Group Insurance	<u>155,916</u>	<u>155,916</u>

Total, Estimated Allocations for Employee Benefits and Debt Service Appropriations Made Elsewhere in this Act

	<u>\$ 221,038</u>	<u>\$ 224,685</u>
--	-------------------	-------------------

2. Audit of Base Period Contact Hours. The hours used in the contact hour base period to fund the Lamar State Colleges are subject to audit for accuracy by the State Auditor according to an audit plan developed in consultation with the Texas Higher Education Coordinating Board, the Legislative Budget Board and community, technical, and state colleges, and the appropriation amounts adjusted accordingly by the Comptroller of Public Accounts at the direction of the Legislative Budget Board. The total amount appropriated to the two year institutions' contact hour formula shall be redistributed to all institutions funded by the formula based on contact hours. The calculation of revised appropriation amounts shall allow each institution an error rate of up to 2 percent of the total contact hour formula appropriations to that institution for the biennium. Adjustments shall be made to appropriated amounts in accordance with adjustments of estimated contact hours to actual certified contact hours, even if the total error rate is less than 2 percent of the total amount appropriated to the institution for the biennium.

3. Transferability. The Board of Regents of the Texas State University System is authorized to transfer and utilize funds appropriated to Sul Ross State University and Sul Ross State University-Rio Grande College between the campuses if necessary to accomplish the capital improvement goals of the University.

4. Governing Board. Out of the funds appropriated above, an amount not to exceed \$85,000 in each year of the biennium shall be for all expenses associated with the governing board's duties including, but not limited to: travel, entertainment, lodging, and expenses of state employees who provide services for the governing board.

A separate record of the board's expenditures shall be kept and retained in the same manner as the fiscal records of the institution(s) the board governs. No funds may be used for the governing board's expenses except for the specific amounts designated above. Funds appropriated for the governing board's expenses may be used for any other purpose covered by this Act.

TEXAS STATE UNIVERSITY SYSTEM
(Continued)

5. Efficient Use of Funds. It is the intent of the Legislature and consistent with provisions in Subchapters G and Z of Chapter 51 of the Education Code that the Texas State University System and its component institutions utilize the funds available, including the funds appropriated in this act, in the most efficient and cost-effective manner possible.

LAMAR UNIVERSITY

	For the Years Ending	
	August 31, 2020	August 31, 2021
Method of Financing:		
General Revenue Fund	\$ 49,642,353	\$ 49,580,547
GR Dedicated - Estimated Other Educational and General Income Account No. 770	\$ 18,000,991	\$ 18,013,556
Total, Method of Financing	\$ 67,643,344	\$ 67,594,103
Items of Appropriation:		
1. Educational and General State Support	\$ 67,643,344	\$ 67,594,103
Grand Total, LAMAR UNIVERSITY	\$ 67,643,344	\$ 67,594,103

This bill pattern represents an estimated 28.3% of this agency's estimated total available funds for the biennium.

Number of Full-Time-Equivalents (FTE)- Appropriated Funds	952.2	952.2
--	-------	-------

1. Informational Listing of Appropriated Funds. The appropriations made above for Educational and General State Support are subject to the special and general provisions of this Act and include the following amounts for the purposes indicated.

A. Goal: INSTRUCTION/OPERATIONS

Provide Instructional and Operations Support.

A.1.1. Strategy: OPERATIONS SUPPORT	\$ 40,371,165	\$ 40,371,165
A.1.2. Strategy: TEACHING EXPERIENCE SUPPLEMENT	1,067,966	1,067,966
A.1.3. Strategy: STAFF GROUP INSURANCE PREMIUMS	3,379,320	3,379,320
A.1.4. Strategy: WORKERS' COMPENSATION INSURANCE	107,615	107,615
A.1.5. Strategy: TEXAS PUBLIC EDUCATION GRANTS	3,018,753	3,025,410
Total, Goal A: INSTRUCTION/OPERATIONS	\$ 47,944,819	\$ 47,951,476

B. Goal: INFRASTRUCTURE SUPPORT

Provide Infrastructure Support.

B.1.1. Strategy: E&G SPACE SUPPORT Educational and General Space Support.	\$ 5,639,484	\$ 5,639,483
B.1.2. Strategy: TUITION REVENUE BOND RETIREMENT	6,461,238	6,405,348
Total, Goal B: INFRASTRUCTURE SUPPORT	\$ 12,100,722	\$ 12,044,831

C. Goal: NON-FORMULA SUPPORT

Provide Non-formula Support.

C.1. Objective: INSTRUCTIONAL SUPPORT

C.1.1. Strategy: ACADEMY IN HUMANITIES LEADERSHIP Texas Academy of Leadership in the Humanities.	\$ 148,499	\$ 148,499
--	------------	------------

C.2. Objective: RESEARCH

C.2.1. Strategy: HAZARDOUS SUBSTANCE RESEARCH CENTER Gulf Coast Hazardous Substance Research Center.	\$ 139,850	\$ 139,850
C.2.2. Strategy: AIR QUALITY INITIATIVE Air Quality Initiative: Texas Hazardous Waste Research Center.	226,001	226,000
C.2.3. Strategy: CENTER-ADVANCES IN STUDY PORT MGMT Center for Advances in Study of Port Management.	944,228	944,227

LAMAR UNIVERSITY
(Continued)

C.2.4. Strategy: CENTER FOR WATER AND AIR QUALITY	381,857	381,856
C.2.5. Strategy: CENTER FOR MIDSTREAM MANAGEMENT The Center for Midstream Management and Science.	950,000	950,000
C.3. Objective: PUBLIC SERVICE		
C.3.1. Strategy: SPINDLETOP MUSEUM EDUC'AL ACTIVITY Spindletop Museum Educational Activities.	\$ 14,227	\$ 14,226
C.3.2. Strategy: SMALL BUSINESS DEVELOPMENT CENTER	86,763	86,763
C.3.3. Strategy: COMMUNITY OUTREACH EXPANSION Public Service/Community Outreach Expansion.	37,982	37,981
C.3.4. Strategy: SPINDLETOP TEACHING CENTER Spindletop Center for Excellence in Teaching Technology.	64,928	64,927
C.4. Objective: INSTITUTIONAL SUPPORT		
C.4.1. Strategy: INSTITUTIONAL ENHANCEMENT	<u>\$ 4,469,863</u>	<u>\$ 4,469,862</u>
Total, Goal C: NON-FORMULA SUPPORT	\$ 7,464,198	\$ 7,464,191
D. Goal: RESEARCH FUNDS		
D.1.1. Strategy: COMPREHENSIVE RESEARCH FUND	<u>\$ 133,605</u>	<u>\$ 133,605</u>
Grand Total, LAMAR UNIVERSITY	<u>\$ 67,643,344</u>	<u>\$ 67,594,103</u>
Object-of-Expense Informational Listing:		
Salaries and Wages	\$ 14,489,328	\$ 14,542,484
Other Personnel Costs	6,293,085	6,297,184
Faculty Salaries (Higher Education Only)	32,541,855	32,477,782
Consumable Supplies	10,705	10,742
Utilities	2,276,420	2,276,425
Travel	4,864	4,878
Debt Service	6,461,238	6,405,348
Other Operating Expense	1,359,676	1,403,732
Grants	3,018,753	3,025,410
Capital Expenditures	<u>1,187,420</u>	<u>1,150,118</u>
Total, Object-of-Expense Informational Listing	<u>\$ 67,643,344</u>	<u>\$ 67,594,103</u>
Estimated Allocations for Employee Benefits and Debt Service Appropriations Made Elsewhere in this Act:		
<u>Employee Benefits</u>		
Retirement	\$ 2,380,899	\$ 2,435,102
Group Insurance	8,249,159	8,249,159
Social Security	<u>3,476,136</u>	<u>3,546,354</u>
Total, Estimated Allocations for Employee Benefits and Debt Service Appropriations Made Elsewhere in this Act	<u>\$ 14,106,194</u>	<u>\$ 14,230,615</u>

2. **Performance Measure Targets.** The following is a listing of the key performance target levels for the Lamar University. It is the intent of the Legislature that appropriations made by this Act be utilized in the most efficient and effective manner possible to achieve the intended mission of the Lamar University. In order to achieve the objectives and service standards established by this Act, the Lamar University shall make every effort to attain the following designated key performance target levels associated with each item of appropriation.

	<u>2020</u>	<u>2021</u>
A. Goal: INSTRUCTION/OPERATIONS		
Outcome (Results/Impact):		
Percent of First-time, Full-time, Degree-seeking Freshmen Who Earn a Baccalaureate Degree within Six Academic Years	37%	37.5%
Percent of First-time, Full-time, Degree-seeking Freshmen Who Earn a Baccalaureate Degree within Four Academic Years	14%	14.5%
Persistence Rate of First-time, Full-time, Degree-seeking Freshmen Students after One Academic Year	66%	66.5%
Certification Rate of Teacher Education Graduates	83.5%	84%
Percent of Baccalaureate Graduates Who Are First Generation College Graduates	49%	49.5%
Percent of Incoming Full-time Undergraduate Transfer Students Who Graduate within Four Years	51%	51.5%
Percent of Incoming Full-time Undergraduate Transfer Students Who Graduate within Two Years	20.5%	21%

LAMAR UNIVERSITY
(Continued)

Percent of Lower Division Semester Credit Hours Taught by Tenured or Tenure-Track Faculty	45%	45.5%
State Licensure Pass Rate of Engineering Graduates	84.5%	85%
State Licensure Pass Rate of Nursing Graduates	98.8%	98.9%
Dollar Value of External or Sponsored Research Funds (in Millions)	5	5.5
A.1.1. Strategy: OPERATIONS SUPPORT		
Efficiencies:		
Administrative Cost as a Percent of Total Expenditures	11.8%	11.8%
Average Cost of Resident Undergraduate Tuition And Fees For 15 Semester Credit Hours	5,146	5,146
Explanatory:		
Average Student Loan Debt	31,500	32,000
Percent of Students with Student Loan Debt	63%	64%
Average Financial Aid Award Per Full-Time Student	11,900	12,100
Percent of Full-Time Students Receiving Financial Aid	77%	77%

3. Port Management. Out of funds appropriated to Lamar University in Strategy C.2.3, Center for Advances in Study of Port Management, \$944,228 in General Revenue in fiscal year 2020 and \$944,227 in General Revenue in fiscal year 2021 will be used for the Center for Advances in the Study of Port Management.

4. Center for Water and Air Quality. Out of funds appropriated to Lamar University in Strategy C.2.4, Center for Water and Air Quality, \$381,857 in General Revenue in fiscal year 2020 and \$381,856 in General Revenue in fiscal year 2021 will be used for the Center for Water and Air Quality.

5. Center for Midstream Management. Out of funds appropriated to Lamar University in Strategy C.2.5, Center for Midstream Management, \$950,000 in General Revenue in fiscal year 2020 and \$950,000 in General Revenue in fiscal year 2021 will be used for the Center for Midstream Management.

LAMAR INSTITUTE OF TECHNOLOGY

	For the Years Ending	
	August 31, 2020	August 31, 2021
Method of Financing:		
General Revenue Fund	\$ 14,297,451	\$ 14,282,770
GR Dedicated - Estimated Other Educational and General Income Account No. 770	\$ 2,530,635	\$ 2,531,733
Total, Method of Financing	<u>\$ 16,828,086</u>	<u>\$ 16,814,503</u>
Items of Appropriation:		
1. Educational and General State Support	\$ 16,828,086	\$ 16,814,503
Grand Total, LAMAR INSTITUTE OF TECHNOLOGY	<u>\$ 16,828,086</u>	<u>\$ 16,814,503</u>

This bill pattern represents an estimated 54.7% of this agency's estimated total available funds for the biennium.

Number of Full-Time-Equivalents (FTE)-Appropriated Funds	281.7	281.7
---	-------	-------

1. Informational Listing of Appropriated Funds. The appropriations made above for Educational and General State Support are subject to the special and general provisions of this Act and include the following amounts for the purposes indicated.

A. Goal: INSTRUCTION/OPERATIONS		
Provide Instructional and Operations Support.		
A.1.1. Strategy: ACADEMIC EDUCATION	\$ 4,261,135	\$ 4,261,789
A.1.2. Strategy: VOCATIONAL/TECHNICAL EDUCATION	5,939,753	5,939,753
A.1.3. Strategy: STAFF GROUP INSURANCE PREMIUMS	353,484	353,484
A.1.4. Strategy: TEXAS PUBLIC EDUCATION GRANTS	<u>351,610</u>	<u>351,981</u>
Total, Goal A: INSTRUCTION/OPERATIONS	\$ 10,905,982	\$ 10,907,007

LAMAR INSTITUTE OF TECHNOLOGY
(Continued)

B. Goal: INFRASTRUCTURE SUPPORT

Provide Infrastructure Support.

B.1.1. Strategy: E&G SPACE SUPPORT	\$ 1,312,366	\$ 1,312,366
B.1.2. Strategy: TUITION REVENUE BOND RETIREMENT	1,333,692	1,319,086
B.1.3. Strategy: SMALL INSTITUTION SUPPLEMENT	1,316,566	1,316,566
Total, Goal B: INFRASTRUCTURE SUPPORT	\$ 3,962,624	\$ 3,948,018

C. Goal: NON-FORMULA SUPPORT

Provide Non-formula Support.

C.1. Objective: INSTRUCTIONAL SUPPORT		
C.1.1. Strategy: WORKFORCE LITERACY	\$ 17,343	\$ 17,343
C.1.2. Strategy: WORKFORCE TRAINING/EDUCATION Workforce Training and Education Expansion.	345,870	345,869
C.1.3. Strategy: ASSOCIATE ARTS DEGREE	155,642	155,642
C.1.4. Strategy: PROFESSIONAL TRUCK DRIVING ACADEMY	550,000	550,000
C.2. Objective: INSTITUTIONAL SUPPORT		
C.2.1. Strategy: INSTITUTIONAL ENHANCEMENT	\$ 890,625	\$ 890,624
Total, Goal C: NON-FORMULA SUPPORT	\$ 1,959,480	\$ 1,959,478

Grand Total, LAMAR INSTITUTE OF TECHNOLOGY	\$ 16,828,086	\$ 16,814,503
---	---------------	---------------

Object-of-Expense Informational Listing:

Salaries and Wages	\$ 5,685,218	\$ 5,639,586
Other Personnel Costs	405,007	409,246
Faculty Salaries (Higher Education Only)	7,551,069	7,592,962
Debt Service	1,333,692	1,319,086
Other Operating Expense	1,501,490	1,501,642
Grants	351,610	351,981

Total, Object-of-Expense Informational Listing	\$ 16,828,086	\$ 16,814,503
---	---------------	---------------

Estimated Allocations for Employee Benefits and Debt Service Appropriations Made Elsewhere in this Act:

Employee Benefits

Retirement	\$ 475,231	\$ 493,054
Group Insurance	1,244,643	1,244,643
Social Security	658,000	671,292

Total, Estimated Allocations for Employee Benefits and Debt Service Appropriations Made Elsewhere in this Act	\$ 2,377,874	\$ 2,408,989
--	--------------	--------------

2. Performance Measure Targets. The following is a listing of the key performance target levels for the Lamar Institute of Technology. It is the intent of the Legislature that appropriations made by this Act be utilized in the most efficient and effective manner possible to achieve the intended mission of the Lamar Institute of Technology. In order to achieve the objectives and service standards established by this Act, the Lamar Institute of Technology shall make every effort to attain the following designated key performance target levels associated with each item of appropriation.

	2020	2021
A. Goal: INSTRUCTION/OPERATIONS		
Outcome (Results/Impact):		
Percentage of Courses Completed	96.5%	96.5%
Percent of Contact Hours Taught by Full-time Faculty	75%	75%
Percentage of Underprepared Students Who Satisfy a TSI Obligation in Math	25%	25%
Percentage of Underprepared Students Who Satisfy a TSI Obligation in Writing	25%	25%
Percentage of Underprepared Students Who Satisfy a TSI Obligation in Reading	25%	25%
A.1.1. Strategy: ACADEMIC EDUCATION		
Efficiencies:		
Administrative Cost as a Percent of Total Expenditures	13%	13%

3. Workforce Training and Education Expansion. Out of funds appropriated to Lamar Institute of Technology in Strategy C.1.2, Workforce Training and Education Expansion, \$345,870 in General Revenue in fiscal year 2020 and \$345,869 in General Revenue in fiscal year 2021 will be used for workforce training and education expansion.

LAMAR INSTITUTE OF TECHNOLOGY
(Continued)

- 4. Associate Arts Degree.** Out of funds appropriated to Lamar Institute of Technology in Strategy C.1.3, Associate Arts Degree, \$155,642 in General Revenue in fiscal year 2020 and \$155,642 in General Revenue in fiscal year 2021 will be used for an Associate Arts Degree program.
- 5. Professional Truck Driving Academy.** Out of funds appropriated to Lamar Institute of Technology in Strategy C.1.4. Professional Truck Driving Academy, \$550,000 in General Revenue in fiscal year 2020 and \$550,000 in General Revenue in fiscal year 2021 will be used for a Professional Truck Driving Academy.

LAMAR STATE COLLEGE - ORANGE

	For the Years Ending	
	August 31, 2020	August 31, 2021
Method of Financing:		
General Revenue Fund	\$ 10,449,161	\$ 10,443,155
GR Dedicated - Estimated Other Educational and General Income Account No. 770	\$ 2,030,295	\$ 2,032,087
Total, Method of Financing	<u>\$ 12,479,456</u>	<u>\$ 12,475,242</u>
Items of Appropriation:		
1. Educational and General State Support	\$ 12,479,456	\$ 12,475,242
Grand Total, LAMAR STATE COLLEGE - ORANGE	<u>\$ 12,479,456</u>	<u>\$ 12,475,242</u>

This bill pattern represents an estimated 59% of this agency's estimated total available funds for the biennium.

Number of Full-Time-Equivalents (FTE)- Appropriated Funds	187.6	187.6
--	-------	-------

- 1. Informational Listing of Appropriated Funds.** The appropriations made above for Educational and General State Support are subject to the special and general provisions of this Act and include the following amounts for the purposes indicated.

A. Goal: INSTRUCTION/OPERATIONS

Provide Instructional and Operations Support.

A.1.1. Strategy: ACADEMIC EDUCATION	\$ 3,809,517	\$ 3,809,754
A.1.2. Strategy: VOCATIONAL/TECHNICAL EDUCATION	2,725,130	2,725,130
A.1.3. Strategy: STAFF GROUP INSURANCE PREMIUMS	255,373	255,373
A.1.4. Strategy: TEXAS PUBLIC EDUCATION GRANTS	<u>388,315</u>	<u>389,844</u>

Total, Goal A: INSTRUCTION/OPERATIONS	\$ 7,178,335	\$ 7,180,101
--	--------------	--------------

B. Goal: INFRASTRUCTURE SUPPORT

Provide Infrastructure Support.

B.1.1. Strategy: E&G SPACE SUPPORT	\$ 834,133	\$ 834,133
B.1.2. Strategy: TUITION REVENUE BOND RETIREMENT	918,315	912,337
B.1.3. Strategy: SMALL INSTITUTION SUPPLEMENT	<u>1,316,566</u>	<u>1,316,566</u>

Total, Goal B: INFRASTRUCTURE SUPPORT	\$ 3,069,014	\$ 3,063,036
--	--------------	--------------

C. Goal: NON-FORMULA SUPPORT

Provide Non-formula Support.

C.1. Objective: INSTRUCTIONAL SUPPORT		
C.1.1. Strategy: ALLIED HEALTH PROGRAMS	\$ 327,290	\$ 327,290
C.2. Objective: RESEARCH		
C.2.1. Strategy: MARITIME TECHNOLOGY PROGRAM	\$ 310,196	\$ 310,196
C.3. Objective: INSTITUTIONAL SUPPORT		
C.3.1. Strategy: INSTITUTIONAL ENHANCEMENT	<u>\$ 1,594,621</u>	<u>\$ 1,594,619</u>

Total, Goal C: NON-FORMULA SUPPORT	<u>\$ 2,232,107</u>	<u>\$ 2,232,105</u>
---	---------------------	---------------------

Grand Total, LAMAR STATE COLLEGE - ORANGE	<u>\$ 12,479,456</u>	<u>\$ 12,475,242</u>
--	----------------------	----------------------

LAMAR STATE COLLEGE - ORANGE
(Continued)

Object-of-Expense Informational Listing:

Salaries and Wages	\$ 4,799,331	\$ 5,326,028
Other Personnel Costs	197,003	422,481
Faculty Salaries (Higher Education Only)	4,886,131	3,672,883
Consumable Supplies	122,854	50,159
Utilities	86,500	391,051
Rent - Machine and Other	42,090	29,635
Debt Service	918,315	912,337
Other Operating Expense	1,038,917	1,071,020
Grants	388,315	389,844
Capital Expenditures	<u>0</u>	<u>209,804</u>

Total, Object-of-Expense Informational Listing \$ 12,479,456 \$ 12,475,242

Estimated Allocations for Employee Benefits and Debt Service Appropriations Made Elsewhere in this Act:

Employee Benefits

Retirement	\$ 436,529	\$ 449,775
Group Insurance	1,107,056	1,107,056
Social Security	<u>585,648</u>	<u>597,479</u>

Total, Estimated Allocations for Employee Benefits and Debt Service Appropriations Made Elsewhere in this Act \$ 2,129,233 \$ 2,154,310

2. Performance Measure Targets. The following is a listing of the key performance target levels for the Lamar State College - Orange. It is the intent of the Legislature that appropriations made by this Act be utilized in the most efficient and effective manner possible to achieve the intended mission of the Lamar State College - Orange. In order to achieve the objectives and service standards established by this Act, the Lamar State College - Orange shall make every effort to attain the following designated key performance target levels associated with each item of appropriation.

	<u>2020</u>	<u>2021</u>
A. Goal: INSTRUCTION/OPERATIONS		
Outcome (Results/Impact):		
Percent of Courses Completed	95%	95%
Number of Students Who Transfer to a University	500	500
Percent of Contact Hours Taught by Full-time Faculty	58%	58%
Percentage of Underprepared Students Who Satisfy a TSI Obligation in Math	50%	50%
Percentage of Underprepared Students Who Satisfy a TSI Obligation in Writing	48%	48%
Percentage of Underprepared Students Who Satisfy a TSI Obligation in Reading	50%	50%
A.1.1. Strategy: ACADEMIC EDUCATION		
Efficiencies:		
Administrative Cost as a Percent of Total Expenditures	12.8%	12.8%

3. Allied Health Programs. Out of funds appropriated to Lamar State College - Orange in Strategy C.1.1, Allied Health Programs, \$327,290 in General Revenue in fiscal year 2020 and \$327,290 in General Revenue in fiscal year 2021 will be used for Allied Health Programs.

4. Maritime Technology Program. Out of funds appropriated to Lamar State College - Orange in Strategy C.2.1, Maritime Technology Program, \$310,196 in General Revenue in fiscal year 2020 and \$310,196 in General Revenue in fiscal year 2021 will be used for the Maritime Technology Program.

LAMAR STATE COLLEGE - PORT ARTHUR

	For the Years Ending	
	August 31, <u>2020</u>	August 31, <u>2021</u>
Method of Financing:		
General Revenue Fund	\$ 12,934,838	\$ 12,914,280

LAMAR STATE COLLEGE - PORT ARTHUR
(Continued)

GR Dedicated - Estimated Other Educational and General Income Account No. 770	\$ 2,300,571	\$ 2,304,164
Total, Method of Financing	<u>\$ 15,235,409</u>	<u>\$ 15,218,444</u>
Items of Appropriation:		
1. Educational and General State Support	\$ 15,235,409	\$ 15,218,444
Grand Total, LAMAR STATE COLLEGE - PORT ARTHUR	<u>\$ 15,235,409</u>	<u>\$ 15,218,444</u>

This bill pattern represents an estimated 48.9% of this agency's estimated total available funds for the biennium.

Number of Full-Time-Equivalents (FTE)- Appropriated Funds	233.4	233.4
--	-------	-------

1. Informational Listing of Appropriated Funds. The appropriations made above for Educational and General State Support are subject to the special and general provisions of this Act and include the following amounts for the purposes indicated.

A. Goal: INSTRUCTION/OPERATIONS

Provide Instructional and Operations Support.

A.1.1. Strategy: ACADEMIC EDUCATION	\$ 4,319,096	\$ 4,321,769
A.1.2. Strategy: VOCATIONAL/TECHNICAL EDUCATION	4,312,843	4,312,843
A.1.3. Strategy: STAFF GROUP INSURANCE PREMIUMS	284,163	284,163
A.1.4. Strategy: TEXAS PUBLIC EDUCATION GRANTS	<u>314,484</u>	<u>315,107</u>

Total, Goal A: INSTRUCTION/OPERATIONS	\$ 9,230,586	\$ 9,233,882
--	--------------	--------------

B. Goal: INFRASTRUCTURE SUPPORT

Provide Infrastructure Support.

B.1.1. Strategy: E&G SPACE SUPPORT	\$ 1,217,723	\$ 1,217,723
B.1.2. Strategy: TUITION REVENUE BOND RETIREMENT	1,272,753	1,252,493
B.1.3. Strategy: SMALL INSTITUTION SUPPLEMENT	<u>1,316,566</u>	<u>1,316,566</u>

Total, Goal B: INFRASTRUCTURE SUPPORT	\$ 3,807,042	\$ 3,786,782
--	--------------	--------------

C. Goal: NON-FORMULA SUPPORT

Provide Non-formula Support.

C.1. Objective: INSTRUCTIONAL SUPPORT		
C.1.1. Strategy: VO-TECH AND HVAC PROGRAM	\$ 107,249	\$ 107,249
C.2. Objective: PUBLIC SERVICE		
C.2.1. Strategy: SMALL BUSINESS DEVELOPMENT CENTER	\$ 151,939	\$ 151,939
C.3. Objective: INSTITUTIONAL SUPPORT		
C.3.1. Strategy: INSTITUTIONAL ENHANCEMENT	<u>\$ 1,938,593</u>	<u>\$ 1,938,592</u>

Total, Goal C: NON-FORMULA SUPPORT	<u>\$ 2,197,781</u>	<u>\$ 2,197,780</u>
---	---------------------	---------------------

Grand Total, LAMAR STATE COLLEGE - PORT ARTHUR

<u>\$ 15,235,409</u>	<u>\$ 15,218,444</u>
----------------------	----------------------

Object-of-Expense Informational Listing:

Salaries and Wages	\$ 6,940,515	\$ 8,010,818
Faculty Salaries (Higher Education Only)	4,641,190	5,016,895
Utilities	343,129	254,742
Debt Service	1,272,753	1,252,493
Other Operating Expense	1,723,338	368,389
Grants	<u>314,484</u>	<u>315,107</u>

Total, Object-of-Expense Informational Listing	<u>\$ 15,235,409</u>	<u>\$ 15,218,444</u>
---	----------------------	----------------------

Estimated Allocations for Employee Benefits and Debt Service Appropriations Made Elsewhere in this Act:

Employee Benefits

Retirement	\$ 431,279	\$ 446,299
Group Insurance	1,351,426	1,351,426

LAMAR STATE COLLEGE - PORT ARTHUR
(Continued)

Social Security	662,951	676,342
Total, Estimated Allocations for Employee Benefits and Debt Service Appropriations Made Elsewhere in this Act	\$ 2,445,656	\$ 2,474,067

2. Performance Measure Targets. The following is a listing of the key performance target levels for the Lamar State College - Port Arthur. It is the intent of the Legislature that appropriations made by this Act be utilized in the most efficient and effective manner possible to achieve the intended mission of the Lamar State College - Port Arthur. In order to achieve the objectives and service standards established by this Act, the Lamar State College - Port Arthur shall make every effort to attain the following designated key performance target levels associated with each item of appropriation.

	2020	2021
A. Goal: INSTRUCTION/OPERATIONS		
Outcome (Results/Impact):		
Percent of Courses Completed	93%	93%
Number of Students Who Transfer to a University	400	400
Percent of Contact Hours Taught by Full-time Faculty	78%	78%
Percentage of Underprepared Students Who Satisfy a TSI Obligation in Math	30.5%	30.5%
Percentage of Underprepared Students Who Satisfy a TSI Obligation in Writing	32%	32%
Percentage of Underprepared Students Who Satisfy a TSI Obligation in Reading	36%	36%
A.1.1. Strategy: ACADEMIC EDUCATION		
Efficiencies:		
Administrative Cost as a Percent of Total Expenditures	12.25%	12.25%

3. Vocational/Technical and HVAC Program. Out of funds appropriated to Lamar State College - Port Arthur in Strategy C.1.1, Vo-Tech and HVAC Program, \$107,249 in General Revenue in fiscal year 2020 and \$107,249 in General Revenue in fiscal year 2021 will be used for the Vo-Tech and HVAC Program.

SAM HOUSTON STATE UNIVERSITY

	For the Years Ending	
	August 31, 2020	August 31, 2021
Method of Financing:		
General Revenue Fund	\$ 58,530,469	\$ 58,376,132
<u>General Revenue Fund - Dedicated</u>		
Law Enforcement Management Institute Account No. 581, estimated	\$ 4,153,000	\$ 3,030,000
Estimated Board Authorized Tuition Increases Account No. 704	2,119,425	2,119,425
Estimated Other Educational and General Income Account No. 770	25,122,054	25,157,706
Correctional Management Institute of Texas Account No. 5083, estimated	2,883,000	1,686,000
Subtotal, General Revenue Fund - Dedicated	\$ 34,277,479	\$ 31,993,131
License Plate Trust Fund Account No. 0802, estimated	\$ 3,000	\$ 3,000
Total, Method of Financing	\$ 92,810,948	\$ 90,372,263
Items of Appropriation:		
1. Educational and General State Support	\$ 92,810,948	\$ 90,372,263
Grand Total, SAM HOUSTON STATE UNIVERSITY	\$ 92,810,948	\$ 90,372,263

This bill pattern represents an estimated 23.5% of this agency's estimated total available funds for the biennium.

Number of Full-Time-Equivalents (FTE)-Appropriated Funds	1,132.4	1,132.4
--	---------	---------

SAM HOUSTON STATE UNIVERSITY
(Continued)

1. **Informational Listing of Appropriated Funds.** The appropriations made above for Educational and General State Support are subject to the special and general provisions of this Act and include the following amounts for the purposes indicated.

A. Goal: INSTRUCTION/OPERATIONS

Provide Instructional and Operations Support.

A.1.1. Strategy: OPERATIONS SUPPORT	\$ 54,841,608	\$ 54,841,607
A.1.2. Strategy: TEACHING EXPERIENCE SUPPLEMENT	2,312,753	2,312,753
A.1.3. Strategy: STAFF GROUP INSURANCE PREMIUMS	4,558,934	4,558,934
A.1.4. Strategy: WORKERS' COMPENSATION INSURANCE	209,749	209,749
A.1.5. Strategy: TEXAS PUBLIC EDUCATION GRANTS	4,238,148	4,245,669
A.1.6. Strategy: ORGANIZED ACTIVITIES	<u>86,885</u>	<u>86,885</u>

Total, Goal A: INSTRUCTION/OPERATIONS	\$ 66,248,077	\$ 66,255,597
--	---------------	---------------

B. Goal: INFRASTRUCTURE SUPPORT

Provide Infrastructure Support.

B.1.1. Strategy: E&G SPACE SUPPORT Educational and General Space Support.	\$ 10,342,510	\$ 10,342,509
B.1.2. Strategy: TUITION REVENUE BOND RETIREMENT	<u>5,646,170</u>	<u>5,519,969</u>

Total, Goal B: INFRASTRUCTURE SUPPORT	\$ 15,988,680	\$ 15,862,478
--	---------------	---------------

C. Goal: NON-FORMULA SUPPORT

Provide Non-formula Support.

C.1. Objective: INSTRUCTIONAL SUPPORT		
C.1.1. Strategy: ACADEMIC ENRICHMENT CENTER Academic Enrichment Center/Advisement Center.	\$ 60,052	\$ 60,052
C.1.2. Strategy: ALLIED HEALTH PROGRAMS	961,755	961,754
C.2. Objective: PUBLIC SERVICE		
C.2.1. Strategy: SAM HOUSTON MUSEUM	\$ 176,057	\$ 176,056
C.2.2. Strategy: BUSINESS & ECONOMIC DEVELOPMENT CTR Center for Business and Economic Development.	151,200	151,199
C.2.3. Strategy: LAW ENFORCEMENT MGT INSTITUTE Bill Blackwood Law Enforcement Management Institute of Texas.	4,216,273	3,093,273
C.2.4. Strategy: CORRECTIONAL MANAGEMENT INSTITUTE Criminal Justice Correctional Management Institute of Texas.	2,883,000	1,686,000
C.2.5. Strategy: CRIME VICTIMS' INSTITUTE	148,840	148,840
C.3. Objective: INSTITUTIONAL SUPPORT		
C.3.1. Strategy: INSTITUTIONAL ENHANCEMENT	\$ 1,667,610	\$ 1,667,610
C.3.2. Strategy: ENVIRONMENTAL STUDIES INSTITUTE Institute of Environmental Studies.	<u>73,048</u>	<u>73,048</u>

Total, Goal C: NON-FORMULA SUPPORT	\$ 10,337,835	\$ 8,017,832
---	---------------	--------------

D. Goal: RESEARCH FUNDS

D.1.1. Strategy: COMPREHENSIVE RESEARCH FUND	<u>\$ 236,356</u>	<u>\$ 236,356</u>
---	-------------------	-------------------

Grand Total, SAM HOUSTON STATE UNIVERSITY	<u>\$ 92,810,948</u>	<u>\$ 90,372,263</u>
--	----------------------	----------------------

Object-of-Expense Informational Listing:

Salaries and Wages	\$ 26,700,454	\$ 26,790,237
Other Personnel Costs	1,910,897	1,912,133
Faculty Salaries (Higher Education Only)	46,201,410	46,077,972
Professional Fees and Services	245,861	257,517
Fuels and Lubricants	17,374	18,817
Consumable Supplies	219,181	225,173
Utilities	55,810	166,273
Travel	33,096	34,555
Rent - Building	241,233	248,596
Rent - Machine and Other	114,033	57,763
Debt Service	5,646,170	5,519,969
Other Operating Expense	7,152,919	4,781,704
Grants	4,238,148	4,245,669
Capital Expenditures	<u>34,362</u>	<u>35,885</u>

Total, Object-of-Expense Informational Listing	<u>\$ 92,810,948</u>	<u>\$ 90,372,263</u>
---	----------------------	----------------------

SAM HOUSTON STATE UNIVERSITY
(Continued)

Estimated Allocations for Employee Benefits and Debt Service Appropriations Made Elsewhere in this Act:

Employee Benefits

Retirement	\$ 5,145,138	\$ 5,295,875
Group Insurance	9,590,485	9,590,485
Social Security	5,247,289	5,353,285

Total, Estimated Allocations for Employee Benefits and Debt Service Appropriations Made Elsewhere in this Act

\$ 19,982,912 \$ 20,239,645

2. Performance Measure Targets. The following is a listing of the key performance target levels for the Sam Houston State University. It is the intent of the Legislature that appropriations made by this Act be utilized in the most efficient and effective manner possible to achieve the intended mission of the Sam Houston State University. In order to achieve the objectives and service standards established by this Act, the Sam Houston State University shall make every effort to attain the following designated key performance target levels associated with each item of appropriation.

	<u>2020</u>	<u>2021</u>
A. Goal: INSTRUCTION/OPERATIONS		
Outcome (Results/Impact):		
Percent of First-time, Full-time, Degree-seeking Freshmen Who Earn a Baccalaureate Degree within Six Academic Years	54%	54%
Percent of First-time, Full-time, Degree-seeking Freshmen Who Earn a Baccalaureate Degree within Four Academic Years	30%	30%
Persistence Rate of First-time, Full-time, Degree-seeking Freshmen Students after One Academic Year	82%	82%
Certification Rate of Teacher Education Graduates	93%	93%
Percent of Baccalaureate Graduates Who Are First Generation College Graduates	53%	53%
Percent of Incoming Full-time Undergraduate Transfer Students Who Graduate within Four Years	69%	69%
Percent of Incoming Full-time Undergraduate Transfer Students Who Graduate within Two Years	40%	40%
Percent of Lower Division Semester Credit Hours Taught by Tenured or Tenure-Track Faculty	45%	45%
Dollar Value of External or Sponsored Research Funds (in Millions)	7	7
A.1.1. Strategy: OPERATIONS SUPPORT		
Efficiencies:		
Administrative Cost as a Percent of Total Expenditures	7.3%	7.3%
Average Cost of Resident Undergraduate Tuition And Fees For 15 Semester Credit Hours	5,248	5,306
Explanatory:		
Average Student Loan Debt	28,481	28,766
Percent of Students with Student Loan Debt	70%	70.7%
Average Financial Aid Award Per Full-Time Student	13,241	13,373
Percent of Full-Time Students Receiving Financial Aid	73%	73.8%

3. Criminal Justice Correctional Management Institute of Texas Fund. Any unexpended balances from appropriations for the fiscal year ending August 31, 2019, in the Criminal Justice Correctional Management of Texas Fund (GR-Dedicated Fund 5083), estimated to be \$1,136,000, and included in amounts above, are appropriated for the same purpose for the fiscal year beginning September 1, 2019. Any balances in Fund 5083 remaining as of August 31, 2020, are appropriated for the same purpose for the fiscal year beginning September 1, 2020. Fund 5083 revenues are estimated to be \$1,747,000 in fiscal year 2020 and \$1,686,000 in fiscal year 2021.

4. Law Enforcement Management Institute of Texas Fund. Any unexpended balances from appropriations for the fiscal year ending August 31, 2019, in the Law Enforcement Management Institute of Texas Fund (GR-Dedicated Fund 581), estimated to be \$1,012,000, and included in amounts above, are appropriated for the same purpose for the fiscal year beginning September 1, 2019. Any balances in Fund 581 remaining as of August 31, 2020, are appropriated for the same purpose for the fiscal year beginning September 1, 2020. Fund 581 revenues are estimated to be \$3,141,000 in fiscal year 2020 and \$3,030,000 in fiscal year 2021.

5. Allied Health Programs. Out of funds appropriated to Sam Houston State University in Strategy C.1.2, Allied Health Programs, \$961,755 in General Revenue in fiscal year 2020 and \$961,754 in General Revenue in fiscal year 2021 will be used for Allied Health Programs.

TEXAS STATE UNIVERSITY

	For the Years Ending	
	August 31, 2020	August 31, 2021
Method of Financing:		
General Revenue Fund	\$ 120,815,161	\$ 120,215,120
 <u>General Revenue Fund - Dedicated</u>		
Estimated Board Authorized Tuition Increases Account No. 704	\$ 3,497,048	\$ 3,497,048
Estimated Other Educational and General Income Account No. 770	46,023,709	46,037,744
Subtotal, General Revenue Fund - Dedicated	\$ 49,520,757	\$ 49,534,792
License Plate Trust Fund Account No. 0802, estimated	\$ 7,946	\$ 7,946
Total, Method of Financing	\$ 170,343,864	\$ 169,757,858
 Items of Appropriation:		
1. Educational and General State Support	\$ 170,343,864	\$ 169,757,858
 Grand Total, TEXAS STATE UNIVERSITY	\$ 170,343,864	\$ 169,757,858

This bill pattern represents an estimated 20.6% of this agency's estimated total available funds for the biennium.

Number of Full-Time-Equivalents (FTE)- Appropriated Funds	1,705.2	1,705.2
--	---------	---------

1. Informational Listing of Appropriated Funds. The appropriations made above for Educational and General State Support are subject to the special and general provisions of this Act and include the following amounts for the purposes indicated.

A. Goal: INSTRUCTION/OPERATIONS

Provide Instructional and Operations Support.

A.1.1. Strategy: OPERATIONS SUPPORT	\$ 96,815,638	\$ 96,815,638
A.1.2. Strategy: TEACHING EXPERIENCE SUPPLEMENT	2,418,555	2,418,554
A.1.3. Strategy: STAFF GROUP INSURANCE PREMIUMS	8,253,278	8,253,278
A.1.4. Strategy: WORKERS' COMPENSATION INSURANCE	505,666	505,666
A.1.5. Strategy: TEXAS PUBLIC EDUCATION GRANTS	6,934,893	6,941,085
A.1.6. Strategy: ORGANIZED ACTIVITIES	1,279,001	1,279,001

Total, Goal A: INSTRUCTION/OPERATIONS	\$ 116,207,031	\$ 116,213,222
--	----------------	----------------

B. Goal: INFRASTRUCTURE SUPPORT

Provide Infrastructure Support.

B.1.1. Strategy: E&G SPACE SUPPORT	\$ 19,709,906	\$ 19,709,906
Educational and General Space Support.		
B.1.2. Strategy: TUITION REVENUE BOND RETIREMENT	17,369,676	16,777,480

Total, Goal B: INFRASTRUCTURE SUPPORT	\$ 37,079,582	\$ 36,487,386
--	---------------	---------------

C. Goal: NON-FORMULA SUPPORT

Provide Non-formula Support.

C.1. Objective: INSTRUCTIONAL SUPPORT

C.1.1. Strategy: ROUND ROCK HIGHER EDUCATION CENTER	\$ 106,608	\$ 106,608
C.1.2. Strategy: SCHOOL SAFETY CENTER	5,495,472	5,495,472
C.1.3. Strategy: ALERRT	2,000,000	2,000,000
Advanced Law Enforcement Rapid Response Training.		

C.2. Objective: RESEARCH

C.2.1. Strategy: EDWARDS AQUIFER RESEARCH CENTER	\$ 46,663	\$ 46,663
Edwards Aquifer Research and Data Center.		
C.2.2. Strategy: MATERIALS APPLICATION RESEARCH CNTR	2,850,000	2,850,000
Materials Application Research Center.		

C.3. Objective: PUBLIC SERVICE

C.3.1. Strategy: SMALL BUSINESS DEVELOPMENT CENTER	\$ 134,741	\$ 134,741
---	------------	------------

TEXAS STATE UNIVERSITY
(Continued)

C.4. Objective: INSTITUTIONAL SUPPORT			
C.4.1. Strategy: INSTITUTIONAL ENHANCEMENT	\$ 1,394,806	\$ 1,394,805	
Total, Goal C: NON-FORMULA SUPPORT	\$ 12,028,290	\$ 12,028,289	
D. Goal: RESEARCH FUNDS			
D.1.1. Strategy: CORE RESEARCH SUPPORT	\$ 5,028,961	\$ 5,028,961	
Grand Total, TEXAS STATE UNIVERSITY	<u>\$ 170,343,864</u>	<u>\$ 169,757,858</u>	
Object-of-Expense Informational Listing:			
Salaries and Wages	\$ 40,863,982	\$ 39,846,297	
Other Personnel Costs	9,878,038	9,029,654	
Faculty Salaries (Higher Education Only)	84,062,858	83,857,154	
Utilities	112,681	0	
Travel	75,817	5,000	
Debt Service	17,369,676	16,777,480	
Other Operating Expense	9,596,124	13,301,188	
Grants	6,934,893	6,941,085	
Capital Expenditures	<u>1,449,795</u>	<u>0</u>	
Total, Object-of-Expense Informational Listing	<u>\$ 170,343,864</u>	<u>\$ 169,757,858</u>	
Estimated Allocations for Employee Benefits and Debt Service Appropriations Made Elsewhere in this Act:			
<u>Employee Benefits</u>			
Retirement	\$ 7,700,248	\$ 7,895,717	
Group Insurance	14,656,988	14,656,988	
Social Security	<u>8,836,118</u>	<u>9,014,608</u>	
Total, Estimated Allocations for Employee Benefits and Debt Service Appropriations Made Elsewhere in this Act	<u>\$ 31,193,354</u>	<u>\$ 31,567,313</u>	

2. Performance Measure Targets. The following is a listing of the key performance target levels for the Texas State University. It is the intent of the Legislature that appropriations made by this Act be utilized in the most efficient and effective manner possible to achieve the intended mission of the Texas State University. In order to achieve the objectives and service standards established by this Act, the Texas State University shall make every effort to attain the following designated key performance target levels associated with each item of appropriation.

	2020	2021
A. Goal: INSTRUCTION/OPERATIONS		
Outcome (Results/Impact):		
Percent of First-time, Full-time, Degree-seeking Freshmen Who Earn a Baccalaureate Degree within Six Academic Years	54%	54%
Percent of First-time, Full-time, Degree-seeking Freshmen Who Earn a Baccalaureate Degree within Four Academic Years	28%	28%
Persistence Rate of First-time, Full-time, Degree-seeking Freshmen Students after One Academic Year	78%	78%
Certification Rate of Teacher Education Graduates	90%	90%
Percent of Baccalaureate Graduates Who Are First Generation College Graduates	48%	48%
Percent of Incoming Full-time Undergraduate Transfer Students Who Graduate within Four Years	61%	61%
Percent of Incoming Full-time Undergraduate Transfer Students Who Graduate within Two years	30%	30%
Percent of Lower Division Courses Taught by Tenured or Tenure - Track Faculty	21%	21%
State Licensure Pass Rate of Engineering Graduates	67%	67%
State Licensure Pass Rate of Nursing Graduates	95%	95%
Dollar Value of External or Sponsored Research Funds (in Millions)	32.5	33
A.1.1. Strategy: OPERATIONS SUPPORT		
Efficiencies:		
Administrative Cost as a Percent of Total Expenditures	7%	7%
Average Cost of Resident Undergraduate Tuition And Fees For 15 Semester Credit Hours	5,911	6,088
Explanatory:		
Average Student Loan Debt	26,500	26,500
Percent of Students with Student Loan Debt	67%	67%
Average Financial Aid Award Per Full-Time Student	14,000	14,500
Percent of Full-Time Students Receiving Financial Aid	61%	62%

TEXAS STATE UNIVERSITY
(Continued)

3. Freeman Ranch. Out of the amounts appropriated above in informational item A.1.6, Organized Activities, \$115,089 in each year of the biennium shall be used for the Freeman Ranch.

SUL ROSS STATE UNIVERSITY

	For the Years Ending	
	August 31, 2020	August 31, 2021
Method of Financing:		
General Revenue Fund	\$ 11,001,146	\$ 10,961,983
 <u>General Revenue Fund - Dedicated</u>		
Estimated Board Authorized Tuition Increases Account No. 704	\$ 107,620	\$ 107,620
Estimated Other Educational and General Income Account No. 770	2,228,091	2,230,309
Subtotal, General Revenue Fund - Dedicated	\$ 2,335,711	\$ 2,337,929
License Plate Trust Fund Account No. 0802, estimated	\$ 7,946	\$ 7,946
Total, Method of Financing	\$ 13,344,803	\$ 13,307,858
 Items of Appropriation:		
1. Educational and General State Support	\$ 13,344,803	\$ 13,307,858
 Grand Total, SUL ROSS STATE UNIVERSITY	\$ 13,344,803	\$ 13,307,858

This bill pattern represents an estimated 26.3% of this agency's estimated total available funds for the biennium.

Number of Full-Time-Equivalents (FTE)- Appropriated Funds	239.3	239.3
--	-------	-------

1. Informational Listing of Appropriated Funds. The appropriations made above for Educational and General State Support are subject to the special and general provisions of this Act and include the following amounts for the purposes indicated.

A. Goal: INSTRUCTION/OPERATIONS

Provide Instructional and Operations Support.

A.1.1. Strategy: OPERATIONS SUPPORT	\$ 4,663,690	\$ 4,663,690
A.1.2. Strategy: TEACHING EXPERIENCE SUPPLEMENT	149,820	149,820
A.1.3. Strategy: STAFF GROUP INSURANCE PREMIUMS	413,971	413,971
A.1.4. Strategy: WORKERS' COMPENSATION INSURANCE	26,644	26,644
A.1.5. Strategy: TEXAS PUBLIC EDUCATION GRANTS	317,074	317,663
A.1.6. Strategy: ORGANIZED ACTIVITIES	118,204	118,204

Total, Goal A: INSTRUCTION/OPERATIONS	\$ 5,689,403	\$ 5,689,992
--	--------------	--------------

B. Goal: INFRASTRUCTURE SUPPORT

Provide Infrastructure Support.

B.1.1. Strategy: E&G SPACE SUPPORT	\$ 1,228,188	\$ 1,228,187
Educational and General Space Support.		
B.1.2. Strategy: TUITION REVENUE BOND RETIREMENT	1,531,018	1,493,487
B.1.3. Strategy: SMALL INSTITUTION SUPPLEMENT	1,316,566	1,316,566

Total, Goal B: INFRASTRUCTURE SUPPORT	\$ 4,075,772	\$ 4,038,240
--	--------------	--------------

C. Goal: NON-FORMULA SUPPORT

Provide Non-formula Support.

C.1. Objective: RESEARCH

C.1.1. Strategy: CENTER FOR BIG BEND STUDIES	\$ 80,297	\$ 80,297
---	-----------	-----------

C.2. Objective: PUBLIC SERVICE

C.2.1. Strategy: SUL ROSS MUSEUM	\$ 55,197	\$ 55,197
---	-----------	-----------

Sul Ross State University Museum.

C.2.2. Strategy: BIG BEND SMALL BUSINESS DEVT CENTER	96,855	96,855
---	--------	--------

Big Bend Region Minority and Small Business
Development Center.

SUL ROSS STATE UNIVERSITY
(Continued)

C.2.3. Strategy: CRIMINAL JUSTICE ACADEMY	36,097	36,096
C.2.4. Strategy: BIG BEND ARCHIVES Archives of the Big Bend.	43,700	43,699
C.2.5. Strategy: MUSEUM OF THE BIG BEND	14,602	14,602
C.3. Objective: INSTITUTIONAL SUPPORT		
C.3.1. Strategy: INSTITUTIONAL ENHANCEMENT	\$ 3,139,468	\$ 3,139,468
Total, Goal C: NON-FORMULA SUPPORT	\$ 3,466,216	\$ 3,466,214
D. Goal: RESEARCH FUNDS		
D.1.1. Strategy: COMPREHENSIVE RESEARCH FUND	\$ 113,412	\$ 113,412
Grand Total, SUL ROSS STATE UNIVERSITY	\$ 13,344,803	\$ 13,307,858
Object-of-Expense Informational Listing:		
Salaries and Wages	\$ 4,807,993	\$ 4,829,889
Other Personnel Costs	631,343	634,388
Faculty Salaries (Higher Education Only)	4,634,798	4,649,194
Professional Salaries - Faculty Equivalent (Higher Education Only)	352,053	352,053
Professional Fees and Services	61,586	67,637
Fuels and Lubricants	26,612	28,586
Consumable Supplies	99,735	108,718
Utilities	548,498	608,128
Travel	34,481	34,820
Rent - Machine and Other	30,857	0
Debt Service	1,531,018	1,493,487
Other Operating Expense	198,932	113,472
Client Services	69,823	69,823
Grants	317,074	317,663
Total, Object-of-Expense Informational Listing	\$ 13,344,803	\$ 13,307,858
Estimated Allocations for Employee Benefits and Debt Service Appropriations Made Elsewhere in this Act:		
<u>Employee Benefits</u>		
Retirement	\$ 678,036	\$ 697,029
Group Insurance	2,374,164	2,374,164
Social Security	899,939	918,118
Total, Estimated Allocations for Employee Benefits and Debt Service Appropriations Made Elsewhere in this Act	\$ 3,952,139	\$ 3,989,311

2. **Performance Measure Targets.** The following is a listing of the key performance target levels for the Sul Ross State University. It is the intent of the Legislature that appropriations made by this Act be utilized in the most efficient and effective manner possible to achieve the intended mission of the Sul Ross State University. In order to achieve the objectives and service standards established by this Act, the Sul Ross State University shall make every effort to attain the following designated key performance target levels associated with each item of appropriation.

	2020	2021
A. Goal: INSTRUCTION/OPERATIONS		
Outcome (Results/Impact):		
Percent of First-time, Full-time, Degree-seeking Freshmen Who Earn a Baccalaureate Degree within Six Academic Years	23%	24%
Percent of First-time, Full-time, Degree-seeking Freshmen Who Earn a Baccalaureate Degree within Four Academic Years	14%	15%
Persistence Rate of First-time, Full-time, Degree-seeking Freshmen Students after One Academic Year	63%	65%
Certification Rate of Teacher Education Graduates	91%	92%
Percent of Baccalaureate Graduates Who Are First Generation College Graduates	37%	37%
Percent of Incoming Full-time Undergraduate Transfer Students Who Graduate within Four Years	41%	42%
Percent of Incoming Full-time Undergraduate Transfer Students Who Graduate within Two Years	25%	26%
Percent of Lower Division Semester Credit Hours Taught by Tenured or Tenure-Track Faculty	59%	60%
Dollar Value of External or Sponsored Research Funds (in Millions)	1.1	1.1

SUL ROSS STATE UNIVERSITY
(Continued)

A.1.1. Strategy: OPERATIONS SUPPORT

Efficiencies:

Administrative Cost as a Percent of Total Expenditures	12.5%	12.5%
Average Cost of Resident Undergraduate Tuition And Fees For 15 Semester Credit Hours	4,333	4,485

Explanatory:

Average Student Loan Debt	25,617	25,617
Percent of Students with Student Loan Debt	71%	71%
Average Financial Aid Award Per Full-Time Student	8,450	8,745
Percent of Full-Time Students Receiving Financial Aid	90%	90%

SUL ROSS STATE UNIVERSITY RIO GRANDE COLLEGE

	For the Years Ending	
	August 31, 2020	August 31, 2021
Method of Financing:		
General Revenue Fund	\$ 5,035,990	\$ 5,035,787
<u>General Revenue Fund - Dedicated</u>		
Estimated Board Authorized Tuition Increases Account No. 704	\$ 29,080	\$ 29,080
Estimated Other Educational and General Income Account No. 770	<u>778,806</u>	<u>779,048</u>
Subtotal, General Revenue Fund - Dedicated	\$ <u>807,886</u>	\$ <u>808,128</u>
Total, Method of Financing	<u>\$ 5,843,876</u>	<u>\$ 5,843,915</u>
Items of Appropriation:		
1. Educational and General State Support	\$ 5,843,876	\$ 5,843,915
Grand Total, SUL ROSS STATE UNIVERSITY RIO GRANDE COLLEGE	<u>\$ 5,843,876</u>	<u>\$ 5,843,915</u>

This bill pattern represents an estimated 82.4% of this agency's estimated total available funds for the biennium.

Number of Full-Time-Equivalents (FTE)- Appropriated Funds	60.5	60.5
--	------	------

1. Informational Listing of Appropriated Funds. The appropriations made above for Educational and General State Support are subject to the special and general provisions of this Act and include the following amounts for the purposes indicated.

A. Goal: INSTRUCTION/OPERATIONS

Provide Instructional and Operations Support.

A.1.1. Strategy: OPERATIONS SUPPORT	\$ 1,804,179	\$ 1,804,181
A.1.2. Strategy: TEACHING EXPERIENCE SUPPLEMENT	123,518	123,518
A.1.3. Strategy: STAFF GROUP INSURANCE PREMIUMS	69,507	69,507
A.1.4. Strategy: WORKERS' COMPENSATION INSURANCE	7,200	7,200
A.1.5. Strategy: TEXAS PUBLIC EDUCATION GRANTS	<u>123,782</u>	<u>123,820</u>

Total, Goal A: INSTRUCTION/OPERATIONS	\$ 2,128,186	\$ 2,128,226
--	--------------	--------------

B. Goal: INFRASTRUCTURE SUPPORT

Provide Infrastructure Support.

B.1.1. Strategy: E&G SPACE SUPPORT	\$ 193,419	\$ 193,419
Educational and General Space Support.		
B.1.2. Strategy: LEASE OF FACILITIES	218,895	218,895
B.1.3. Strategy: SMALL INSTITUTION SUPPLEMENT	<u>1,316,566</u>	<u>1,316,566</u>

Total, Goal B: INFRASTRUCTURE SUPPORT	\$ 1,728,880	\$ 1,728,880
--	--------------	--------------

C. Goal: NON-FORMULA SUPPORT

Provide Non-formula Support.

C.1. Objective: PUBLIC SERVICE

C.1.1. Strategy: SMALL BUSINESS DEVELOPMENT CENTER	\$ 121,434	\$ 121,434
---	------------	------------

SUL ROSS STATE UNIVERSITY RIO GRANDE COLLEGE
(Continued)

C.2. Objective: INSTITUTIONAL SUPPORT		
C.2.1. Strategy: INSTITUTIONAL ENHANCEMENT	\$ 1,689,876	\$ 1,689,875
C.2.2. Strategy: INFRASTRUCTURE ADJUSTMENT	<u>175,500</u>	<u>175,500</u>
Total, Goal C: NON-FORMULA SUPPORT	<u>\$ 1,986,810</u>	<u>\$ 1,986,809</u>
Grand Total, SUL ROSS STATE UNIVERSITY RIO GRANDE COLLEGE	<u>\$ 5,843,876</u>	<u>\$ 5,843,915</u>

Object-of-Expense Informational Listing:

Salaries and Wages	\$ 1,340,685	\$ 1,238,617
Other Personnel Costs	134,298	126,220
Faculty Salaries (Higher Education Only)	1,076,894	1,562,674
Professional Fees and Services	62,154	53,939
Fuels and Lubricants	16,998	15,230
Consumable Supplies	31,928	25,622
Utilities	260,164	245,277
Travel	161,512	151,374
Rent - Building	2,037,690	1,728,353
Rent - Machine and Other	4	4
Other Operating Expense	584,480	559,498
Client Services	13,287	13,287
Grants	<u>123,782</u>	<u>123,820</u>
Total, Object-of-Expense Informational Listing	<u>\$ 5,843,876</u>	<u>\$ 5,843,915</u>

Estimated Allocations for Employee Benefits and Debt Service Appropriations Made Elsewhere in this Act:

Employee Benefits

Retirement	\$ 109,887	\$ 113,137
Group Insurance	296,496	296,496
Social Security	<u>179,988</u>	<u>183,624</u>

Total, Estimated Allocations for Employee Benefits and Debt Service Appropriations Made Elsewhere in this Act

\$ 586,371 \$ 593,257

2. **Performance Measure Targets.** The following is a listing of the key performance target levels for the Sul Ross State University Rio Grande College. It is the intent of the Legislature that appropriations made by this Act be utilized in the most efficient and effective manner possible to achieve the intended mission of the Sul Ross State University Rio Grande College. In order to achieve the objectives and service standards established by this Act, the Sul Ross State University Rio Grande College shall make every effort to attain the following designated key performance target levels associated with each item of appropriation.

	<u>2020</u>	<u>2021</u>
A. Goal: INSTRUCTION/OPERATIONS		
Outcome (Results/Impact):		
Certification Rate of Teacher Education Graduates	78%	79%
Percent of Baccalaureate Graduates Who Are First Generation College Graduates	48%	49%
Percent of Incoming Full-time Undergraduate Transfer Students Who Graduate within Four Years	46%	47%
Percent of Incoming Full-time Undergraduate Transfer Students Who Graduate within Two Years	18%	18%
A.1.1. Strategy: OPERATIONS SUPPORT		
Efficiencies:		
Administrative Cost as a Percent of Total Expenditures	10%	10%
Average Cost of Resident Undergraduate Tuition And Fees For 15 Semester Credit Hours	2,874	2,975
Explanatory:		
Average Financial Aid Award Per Full-Time Student	5,765	5,967
Percent of Full-Time Students Receiving Financial Aid	92%	92%

THE UNIVERSITY OF TEXAS SOUTHWESTERN MEDICAL CENTER

	For the Years Ending	
	August 31, 2020	August 31, 2021
Method of Financing:		
General Revenue Fund	\$ 169,568,982	\$ 169,569,682
<u>General Revenue Fund - Dedicated</u>		
Estimated Board Authorized Tuition Increases Account No. 704	\$ 606,350	\$ 606,350
Estimated Other Educational and General Income Account No. 770	<u>7,145,420</u>	<u>7,145,420</u>
Subtotal, General Revenue Fund - Dedicated	\$ 7,751,770	\$ 7,751,770
<u>Other Funds</u>		
Permanent Health Fund for Higher Education, estimated	\$ 2,886,364	\$ 2,886,364
Permanent Endowment Fund, UT Southwestern Medical Center at Dallas, estimated	<u>3,140,000</u>	<u>3,140,000</u>
Subtotal, Other Funds	\$ 6,026,364	\$ 6,026,364
Total, Method of Financing	<u>\$ 183,347,116</u>	<u>\$ 183,347,816</u>
Items of Appropriation:		
1. Educational and General State Support	\$ 183,347,116	\$ 183,347,816
Grand Total, THE UNIVERSITY OF TEXAS SOUTHWESTERN MEDICAL CENTER	<u>\$ 183,347,116</u>	<u>\$ 183,347,816</u>

This bill pattern represents an estimated 5.4% of this agency's estimated total available funds for the biennium.

Number of Full-Time-Equivalents (FTE)- Appropriated Funds	2,042.3	2,042.3
--	---------	---------

1. Informational Listing of Appropriated Funds. The appropriations made above for Educational and General State Support are subject to the special and general provisions of this Act and include the following amounts for the purposes indicated.

A. Goal: INSTRUCTION/OPERATIONS

Provide Instructional and Operations Support.

A.1.1. Strategy: MEDICAL EDUCATION	\$ 41,993,599	\$ 41,993,599
A.1.2. Strategy: BIOMEDICAL SCIENCES TRAINING Graduate Training in Biomedical Sciences.	7,680,830	7,680,830
A.1.3. Strategy: ALLIED HEALTH PROFESSIONS TRAINING	5,097,846	5,097,846
A.1.4. Strategy: GRADUATE MEDICAL EDUCATION	8,202,611	8,202,611
A.2.1. Strategy: STAFF GROUP INSURANCE PREMIUMS	\$ 646,088	\$ 646,088
A.3.1. Strategy: TEXAS PUBLIC EDUCATION GRANTS	<u>\$ 1,284,448</u>	<u>\$ 1,284,448</u>

Total, Goal A: INSTRUCTION/OPERATIONS	\$ 64,905,422	\$ 64,905,422
--	---------------	---------------

B. Goal: PROVIDE RESEARCH SUPPORT

B.1.1. Strategy: RESEARCH ENHANCEMENT	\$ 6,949,001	\$ 6,949,001
B.1.2. Strategy: PERFORMANCE BASED RESEARCH OPS Performance Based Research Operations.	<u>57,424,945</u>	<u>57,424,945</u>

Total, Goal B: PROVIDE RESEARCH SUPPORT	\$ 64,373,946	\$ 64,373,946
--	---------------	---------------

C. Goal: PROVIDE INFRASTRUCTURE SUPPORT

C.1.1. Strategy: E&G SPACE SUPPORT	\$ 27,218,052	\$ 27,218,052
C.2.1. Strategy: TUITION REVENUE BOND RETIREMENT	<u>\$ 18,515,700</u>	<u>\$ 18,516,400</u>

Total, Goal C: PROVIDE INFRASTRUCTURE SUPPORT	\$ 45,733,752	\$ 45,734,452
--	---------------	---------------

D. Goal: PROVIDE NON-FORMULA SUPPORT

D.1. Objective: RESIDENCY TRAINING		
D.1.1. Strategy: PRIMARY CARE RESIDENCY TRAINING Primary Care Residency Training Program.	\$ 971,576	\$ 971,576
D.2. Objective: HEALTH CARE		
D.2.1. Strategy: REGIONAL BURN CARE CENTER	\$ 86,632	\$ 86,632

THE UNIVERSITY OF TEXAS SOUTHWESTERN MEDICAL CENTER
(Continued)

D.3. Objective: PUBLIC SERVICE		
D.3.1. Strategy: SCIENCE TEACHER ACCESS TO RESOURCES	\$ 519,832	\$ 519,832
Program for Science Teacher Access to Resources (STARS).		
D.4. Objective: INSTITUTIONAL		
D.4.1. Strategy: INSTITUTIONAL ENHANCEMENT	<u>\$ 729,592</u>	<u>\$ 729,592</u>
Total, Goal D: PROVIDE NON-FORMULA SUPPORT	\$ 2,307,632	\$ 2,307,632
E. Goal: TOBACCO FUNDS		
E.1.1. Strategy: TOBACCO EARNINGS - UT SWMC	\$ 3,140,000	\$ 3,140,000
Tobacco Earnings for UT Southwestern Medical Center.		
E.1.2. Strategy: TOBACCO - PERMANENT HEALTH FUND	<u>2,886,364</u>	<u>2,886,364</u>
Tobacco Earnings from the Permanent Health Fund for Higher Ed. No. 810.		
Total, Goal E: TOBACCO FUNDS	<u>\$ 6,026,364</u>	<u>\$ 6,026,364</u>
Grand Total, THE UNIVERSITY OF TEXAS SOUTHWESTERN MEDICAL CENTER	<u>\$ 183,347,116</u>	<u>\$ 183,347,816</u>
Object-of-Expense Informational Listing:		
Salaries and Wages	\$ 65,330,664	\$ 63,974,389
Other Personnel Costs	2,278,071	2,278,072
Faculty Salaries (Higher Education Only)	35,305,887	35,305,887
Professional Fees and Services	69,542	69,542
Consumable Supplies	48,975	48,975
Utilities	53,435	53,434
Rent - Building	2,450	2,439
Debt Service	18,515,700	18,516,400
Other Operating Expense	60,363,275	61,719,562
Grants	1,284,448	1,284,448
Capital Expenditures	<u>94,669</u>	<u>94,668</u>
Total, Object-of-Expense Informational Listing	<u>\$ 183,347,116</u>	<u>\$ 183,347,816</u>
Estimated Allocations for Employee Benefits and Debt Service Appropriations Made Elsewhere in this Act:		
<u>Employee Benefits</u>		
Retirement	\$ 7,797,612	\$ 7,986,260
Group Insurance	15,637,233	15,637,233
Social Security	<u>8,817,005</u>	<u>8,995,108</u>
Total, Estimated Allocations for Employee Benefits and Debt Service Appropriations Made Elsewhere in this Act	<u>\$ 32,251,850</u>	<u>\$ 32,618,601</u>

2. Performance Measure Targets. The following is a listing of the key performance target levels for The University of Texas Southwestern Medical Center. It is the intent of the Legislature that appropriations made by this Act be utilized in the most efficient and effective manner possible to achieve the intended mission of The University of Texas Southwestern Medical Center. In order to achieve the objectives and service standards established by this Act, The University of Texas Southwestern Medical Center shall make every effort to attain the following designated key performance target levels associated with each item of appropriation.

	<u>2020</u>	<u>2021</u>
A. Goal: INSTRUCTION/OPERATIONS		
Outcome (Results/Impact):		
Percent of Medical School Students Passing Part 1 or Part 2 of the National Licensing Exam on the First Attempt	97.5%	97.5%
Percent of Medical School Graduates Practicing Primary Care in Texas	18.52%	19.08%
Percent of Medical Residency Completers Practicing in Texas	57.58%	59.3%
Percent of Allied Health Graduates Passing the Certification/Licensure Exam on the First Attempt	98.5%	98.5%
Percent of Allied Health Graduates Who Are Licensed or Certified in Texas	77%	77%
Administrative (Institutional Support) Cost as a Percent of Total Expenditures	3%	3%
Percent of Medical School Graduates Practicing in Texas	59.77%	59.77%

THE UNIVERSITY OF TEXAS SOUTHWESTERN MEDICAL CENTER
(Continued)

A.1.1. Strategy: MEDICAL EDUCATION

Output (Volume):

Number of Combined MD/PhD Graduates	11	11
-------------------------------------	----	----

Explanatory:

Minority Admissions as a Percent of Total First-year Admissions (All Schools)	11.5%	11.85%
Minority MD Admissions as a Percent of Total MD Admissions	16.56%	17.06%
Percent of Medical School Graduates Entering a Primary Care Residency	50.53%	52.05%
Average Student Loan Debt for Medical School Graduates	90,175	92,900
Percent of Medical School Graduates with Student Loan Debt	70%	70%

A.1.4. Strategy: GRADUATE MEDICAL EDUCATION

Output (Volume):

Total Number of MD or DO Residents	1,459	1,488
------------------------------------	-------	-------

Explanatory:

Minority MD or DO Residents as a Percent of Total MD or DO Residents	13.32%	13.72%
--	--------	--------

B. Goal: PROVIDE RESEARCH SUPPORT

Outcome (Results/Impact):

Total External Research Expenditures	367,652,473	374,906,297
--------------------------------------	-------------	-------------

- 3. Estimated Appropriation and Unexpended Balance.** Included in the amounts appropriated above are: (1) estimated appropriations of amounts available for distribution or investment returns out of the Permanent Endowment Fund for The University of Texas Southwestern Medical Center No. 813 and (2) estimated appropriations of the institution's estimated allocation of amounts available for distribution out of the Permanent Health Fund for Higher Education No. 810.
- a. Amounts available for distribution or investment returns in excess of the amounts estimated above are also appropriated to the institution. In the event that amounts available for distribution or investment returns are less than the amounts estimated above, this Act may not be construed as appropriating funds to make up the difference.
 - b. All balances of estimated appropriations from the Permanent Endowment Fund for The University of Texas Southwestern Medical Center No. 813 and of the institution's allocation from the amounts available for distribution out of the Permanent Health Fund for Higher Education No. 810, except for any General Revenue, at the close of the fiscal year ending August 31, 2019, and the income to said fund during the fiscal years beginning September 1, 2019, are hereby appropriated. Any unexpended appropriations made above as of August 31, 2020, are hereby appropriated to the institution for the same purposes for fiscal year 2021.
- 4. Texas Institute for Brain Injury and Repair.** Out of funds appropriated above in Strategy B.1.2, Performance Based Research Operations, \$6,840,000 in General Revenue each fiscal year shall be used to support the Texas Institute for Brain Injury and Repair.
- 5. Center for Regenerative Science and Medicine.** Out of funds appropriated above in Strategy B.1.2, Performance Based Research Operations, \$7,296,000 in General Revenue each fiscal year shall be used for the Center for Regenerative Science and Medicine.
- 6. Center for Advanced Radiation Therapy.** Out of funds appropriated to The University of Texas Southwestern Medical Center in Strategy B.1.2, Performance Based Research Operations, \$912,000 in General Revenue in fiscal year 2020 and \$912,000 in General Revenue in fiscal year 2021 will be used for the Texas Center for Advanced Radiation Therapy.

THE UNIVERSITY OF TEXAS MEDICAL BRANCH AT GALVESTON

	For the Years Ending	
	August 31, 2020	August 31, 2021
	<u> </u>	<u> </u>
Method of Financing:		
General Revenue Fund	\$ 267,775,848	\$ 267,775,350
<u>General Revenue Fund - Dedicated</u>		
Estimated Board Authorized Tuition Increases Account No. 704	\$ 1,629,970	\$ 1,629,970

THE UNIVERSITY OF TEXAS MEDICAL BRANCH AT GALVESTON
(Continued)

Estimated Other Educational and General Income Account No. 770	11,679,324	11,679,324
Subtotal, General Revenue Fund - Dedicated	\$ 13,309,294	\$ 13,309,294
<u>Other Funds</u>		
Interagency Contracts	\$ 439,444	\$ 439,442
Permanent Health Fund for Higher Education, estimated	1,951,442	1,951,442
Permanent Endowment Fund, UT Medical Branch at Galveston, estimated	1,530,000	1,530,000
Subtotal, Other Funds	\$ 3,920,886	\$ 3,920,884
Total, Method of Financing	\$ 285,006,028	\$ 285,005,528
Items of Appropriation:		
1. Educational and General State Support	\$ 285,006,028	\$ 285,005,528
Grand Total, THE UNIVERSITY OF TEXAS MEDICAL BRANCH AT GALVESTON	\$ 285,006,028	\$ 285,005,528

This bill pattern represents an estimated 12.3% of this agency's estimated total available funds for the biennium.

Number of Full-Time-Equivalents (FTE)- Appropriated Funds	1,919.4	1,919.4
--	---------	---------

1. Informational Listing of Appropriated Funds. The appropriations made above for Educational and General State Support are subject to the special and general provisions of this Act and include the following amounts for the purposes indicated.

A. Goal: INSTRUCTION/OPERATIONS

Provide Instructional and Operations Support.

A.1.1. Strategy: MEDICAL EDUCATION	\$ 45,258,075	\$ 45,258,075
A.1.2. Strategy: BIOMEDICAL SCIENCES TRAINING Graduate Training in Biomedical Sciences.	2,619,046	2,619,046
A.1.3. Strategy: ALLIED HEALTH PROFESSIONS TRAINING	11,907,867	11,907,867
A.1.4. Strategy: NURSING EDUCATION	13,764,557	13,764,557
A.1.5. Strategy: GRADUATE TRAINING IN PUBLIC HEALTH	682,888	682,888
A.1.6. Strategy: GRADUATE MEDICAL EDUCATION	3,450,589	3,450,589
A.1.7. Strategy: HEALTH SYSTEM OPERATIONS	153,040,903	153,040,903
A.2.1. Strategy: STAFF GROUP INSURANCE PREMIUMS	\$ 2,552,719	\$ 2,552,719
A.2.2. Strategy: WORKERS' COMPENSATION INSURANCE	243,949	243,949
A.2.3. Strategy: UNEMPLOYMENT INSURANCE	54,888	54,888
A.3.1. Strategy: TEXAS PUBLIC EDUCATION GRANTS	\$ 1,042,705	\$ 1,042,705

Total, Goal A: INSTRUCTION/OPERATIONS	\$ 234,618,186	\$ 234,618,186
---------------------------------------	----------------	----------------

B. Goal: PROVIDE RESEARCH SUPPORT

B.1.1. Strategy: RESEARCH ENHANCEMENT	\$ 3,172,969	\$ 3,172,969
---------------------------------------	--------------	--------------

C. Goal: PROVIDE INFRASTRUCTURE SUPPORT

C.1.1. Strategy: E&G SPACE SUPPORT	\$ 13,292,414	\$ 13,292,414
C.2.1. Strategy: TUITION REVENUE BOND RETIREMENT	\$ 22,424,400	\$ 22,423,900

Total, Goal C: PROVIDE INFRASTRUCTURE SUPPORT	\$ 35,716,814	\$ 35,716,314
---	---------------	---------------

D. Goal: PROVIDE NON-FORMULA SUPPORT

D.1. Objective: HEALTH CARE

D.1.1. Strategy: PRIMARY CARE PHYSICIAN SERVICES	\$ 2,974,244	\$ 2,974,244
D.1.2. Strategy: EAST TEXAS HEALTH EDUCATION CENTERS East Texas Area Health Education Centers.	932,071	932,071
D.1.3. Strategy: BIO-CONTAINMENT CRITICAL CARE UNIT	3,981,903	3,981,903

D.2. Objective: INSTITUTIONAL

D.2.1. Strategy: INSTITUTIONAL ENHANCEMENT	\$ 128,399	\$ 128,399
--	------------	------------

Total, Goal D: PROVIDE NON-FORMULA SUPPORT	\$ 8,016,617	\$ 8,016,617
--	--------------	--------------

THE UNIVERSITY OF TEXAS MEDICAL BRANCH AT GALVESTON
(Continued)

E. Goal: TOBACCO FUNDS

E.1.1. Strategy: TOBACCO EARNINGS -

UTMB-GALVESTON Tobacco Earnings for the UT Medical Branch at Galveston.	\$	1,530,000	\$	1,530,000
--	----	-----------	----	-----------

E.1.2. Strategy: TOBACCO - PERMANENT HEALTH FUND

Tobacco Earnings from the Permanent Health Fund for Higher Ed. No. 810.		<u>1,951,442</u>		<u>1,951,442</u>
---	--	------------------	--	------------------

Total, Goal E: TOBACCO FUNDS		<u>\$ 3,481,442</u>		<u>\$ 3,481,442</u>
-------------------------------------	--	---------------------	--	---------------------

Grand Total, THE UNIVERSITY OF TEXAS MEDICAL BRANCH AT GALVESTON

		<u>\$ 285,006,028</u>		<u>\$ 285,005,528</u>
--	--	-----------------------	--	-----------------------

Object-of-Expense Informational Listing:

Salaries and Wages	\$	37,164,761	\$	37,503,367
Other Personnel Costs		18,977,326		18,924,643
Faculty Salaries (Higher Education Only)		37,029,084		35,600,379
Professional Fees and Services		611,795		686,991
Consumable Supplies		2,599,478		3,485,481
Utilities		493,448		518,370
Rent - Machine and Other		317,777		372,293
Debt Service		22,424,400		22,423,900
Other Operating Expense		164,345,254		164,447,399
Grants		<u>1,042,705</u>		<u>1,042,705</u>

Total, Object-of-Expense Informational Listing		<u>\$ 285,006,028</u>		<u>\$ 285,005,528</u>
---	--	-----------------------	--	-----------------------

Estimated Allocations for Employee Benefits and Debt Service Appropriations Made Elsewhere in this Act:

Employee Benefits

Retirement	\$	6,726,917	\$	6,995,816
Group Insurance		64,772,439		65,091,638
Social Security		<u>27,786,719</u>		<u>28,348,010</u>

Total, Estimated Allocations for Employee Benefits and Debt Service Appropriations Made Elsewhere in this Act

		<u>\$ 99,286,075</u>		<u>\$ 100,435,464</u>
--	--	----------------------	--	-----------------------

2. Performance Measure Targets. The following is a listing of the key performance target levels for The University of Texas Medical Branch at Galveston. It is the intent of the Legislature that appropriations made by this Act be utilized in the most efficient and effective manner possible to achieve the intended mission of The University of Texas Medical Branch at Galveston. In order to achieve the objectives and service standards established by this Act, The University of Texas Medical Branch at Galveston shall make every effort to attain the following designated key performance target levels associated with each item of appropriation.

	<u>2020</u>	<u>2021</u>
A. Goal: INSTRUCTION/OPERATIONS		
Outcome (Results/Impact):		
Percent of Medical School Students Passing Part 1 or Part 2 of the National Licensing Exam on the First Attempt	98%	98%
Percent of Medical School Graduates Practicing Primary Care in Texas	20%	20%
Percent of Allied Health Graduates Passing the Certification/Licensure Exam on the First Attempt	94.3%	94.3%
Percent of Allied Health Graduates Who Are Licensed or Certified in Texas	87.8%	87.8%
Percent of Bachelor of Science in Nursing Graduates Passing the National Licensing Exam on the First Attempt in Texas	94%	94%
Percent of Bachelor of Science in Nursing Graduates Who Are Licensed in Texas	92%	92%
Administrative (Institutional Support) Cost as a Percent of Total Expenditures	4.4%	4.4%
Percent of Medical School Graduates Practicing in Texas	64%	64%
A.1.1. Strategy: MEDICAL EDUCATION		
Efficiencies:		
Average Cost of Resident Undergraduate Tuition and Fees for 15 Semester Credit Hours	4,016	4,156
Explanatory:		
Minority Admissions as a Percent of Total First-year Admissions (All Schools)	31.76%	31.69%
Minority MD Admissions as a Percent of Total MD Admissions	30%	30%

THE UNIVERSITY OF TEXAS MEDICAL BRANCH AT GALVESTON
(Continued)

Percent of Medical School Graduates Entering a Primary Care Residency	42%	42%
Average Student Loan Debt for Medical School Graduates	144,333	148,662
Percent of Medical School Graduates with Student Loan Debt	74%	74%
Average Financial Aid Award per Full-Time Student	14,040	14,601
Percent of Full-Time Students Receiving Financial Aid	60%	60%

A.1.4. Strategy: NURSING EDUCATION

Explanatory:

Percent of Master of Science in Nursing Graduates Granted Advanced Practice Status in Texas	94%	94%
---	-----	-----

A.1.6. Strategy: GRADUATE MEDICAL EDUCATION

Output (Volume):

Total Number of MD or DO Residents	610	610
------------------------------------	-----	-----

Explanatory:

Minority MD or DO Residents as a Percent of Total MD or DO Residents	21.47%	21.47%
--	--------	--------

B. Goal: PROVIDE RESEARCH SUPPORT

Outcome (Results/Impact):

Total External Research Expenditures	134,393,316	136,409,216
--------------------------------------	-------------	-------------

3. **Appropriation of Charges and Fees.** There is hereby appropriated to The University of Texas Medical Branch at Galveston all charges and fees collected for the general expenses of the medical branch hospitals, including maintenance, support, and salaries of employees for the fiscal years ending August 31, 2020, and August 31, 2021.
4. **Rates, Donations and Gifts.** The Board of Regents of The University of Texas System shall fix reasonable rates to be charged and collected by hospitals, and may make and enter into contracts for the hospitalization of the indigent sick and accept donations and gifts for the support and maintenance of the hospitals and may utilize up to \$5 million per annum of local income to match any gift made to endowments provided, however, such match will not result in any reduction in the level of services for patients or any requirement for General Revenue replacement. Any project initiated under this authorization shall not be structured in such a manner that will require future specific appropriation of General Revenue. Provided, however, that this provision shall not be construed so as to authorize, without the prior and specific approval of the Legislature, the acceptance of real property which would require an appropriation by the Legislature for maintenance, repair, or construction of buildings.
5. **Helicopter Operation.** The University of Texas Medical Branch at Galveston is authorized to lease and operate a helicopter for the purpose of transporting critically ill or emergency patients to the medical branch hospitals. No state funds are to be used for the operation of this helicopter, except where the patient served is indigent or through an interagency contract with another state agency, or unless costs are reimbursed from insurance proceeds.
6. **Transfers of Appropriations - State Owned Hospitals.** The University of Texas Medical Branch at Galveston shall make intergovernmental transfers of funds of \$30,772,570 in fiscal year 2020 and \$30,772,570 in fiscal year 2021 to the Health and Human Services Commission. The timing and form of such transfers shall be determined by the Comptroller of Public Accounts in consultation with the Health and Human Services Commission. The Legislative Budget Board is authorized to adjust the amounts of such transfers as necessary to match available federal funds.
7. **Appropriation of Costs for Health Care to Inmates.** None of the funds appropriated above shall be expended to provide or support the provision of health care to inmates of the Texas Department of Criminal Justice (TDCJ). It is the intent of the Legislature that all costs for providing health care to inmates of the TDCJ including costs of operating TDCJ hospital facilities in Galveston County and Lubbock County shall be paid from appropriations made to the TDCJ and from any financial reserves from contracts with TDCJ that are held by the University for the correctional health care services. Appropriations made to the TDCJ for the provision of inmate health care services shall be expended in accordance with Government Code, Chapter 501, Subchapter E.
8. **Support of Student and Resident Training Programs.** The University of Texas Medical Branch at Galveston may spend any revenue appropriated to the institution by this Act or from other available funds for the support and development of student and resident training programs in Austin, including the payment of compensation, travel costs, costs for leased premises, and other operating expenses.

THE UNIVERSITY OF TEXAS MEDICAL BRANCH AT GALVESTON
(Continued)

- 9. Estimated Appropriation and Unexpended Balance.** Included in the amounts appropriated above are: (1) estimated appropriations of amounts available for distribution or investment returns out of the Permanent Endowment Fund for The University of Texas Medical Branch at Galveston No. 814 and (2) estimated appropriations of the institution's estimated allocation of amounts available for distribution out of the Permanent Health Fund for Higher Education No. 810.
- a. Amounts available for distribution or investment returns in excess of the amounts estimated above are also appropriated to the institution. In the event that amounts available for distribution or investment returns are less than the amounts estimated above, this Act may not be construed as appropriating funds to makeup the difference.
 - b. All balances of estimated appropriations from the Permanent Endowment Fund for The University of Texas Medical Branch at Galveston No. 814 and of the institution's allocation from the amounts available for distribution out of the Permanent Health Fund for Higher Education No. 810, except for any General Revenue, at the close of the fiscal year ending August 31, 2019, and the income to said fund during the fiscal years beginning September 1, 2019, are hereby appropriated. Any unexpended appropriations made above as of August 31, 2020, are hereby appropriated to the institution for the same purpose for fiscal year 2021.
- 10. Informational Listing - The University of Texas Medical Branch at Galveston Patient Income.** The following is an informational listing of the estimated amount of patient income for The University of Texas Medical Branch at Galveston during the 2020-21 biennium. The Full-Time Equivalents (FTEs) included in this informational listing shall not be counted for purposes of calculating the limitations within Article IX, Section 6.10.

	<u>2020</u>	<u>2021</u>
Health Related Institutions Patient Income, estimated	\$624,618,171	\$643,295,028
Number of Full-Time-Equivalents (FTEs) - Patient Income	3,894.4	3,894.4

THE UNIVERSITY OF TEXAS HEALTH SCIENCE CENTER AT HOUSTON

	For the Years Ending	
	August 31, 2020	August 31, 2021
Method of Financing:		
General Revenue Fund	\$ 188,280,861	\$ 188,280,561
<u>General Revenue Fund - Dedicated</u>		
Estimated Board Authorized Tuition Increases Account No. 704	\$ 9,701,137	\$ 9,701,137
Estimated Other Educational and General Income Account No. 770	15,909,492	15,909,492
Subtotal, General Revenue Fund - Dedicated	\$ 25,610,629	\$ 25,610,629
<u>Other Funds</u>		
Permanent Health Fund for Higher Education, estimated	\$ 2,062,057	\$ 2,062,057
Permanent Endowment Fund, UTHSC Houston, estimated	1,575,957	1,575,957
Subtotal, Other Funds	\$ 3,638,014	\$ 3,638,014
Total, Method of Financing	\$ 217,529,504	\$ 217,529,204
Items of Appropriation:		
1. Educational and General State Support	\$ 217,529,504	\$ 217,529,204
Grand Total, THE UNIVERSITY OF TEXAS HEALTH SCIENCE CENTER AT HOUSTON	\$ 217,529,504	\$ 217,529,204

This bill pattern represents an estimated 12.9% of this agency's estimated total available funds for the biennium.

THE UNIVERSITY OF TEXAS HEALTH SCIENCE CENTER AT HOUSTON
(Continued)

Number of Full-Time-Equivalents (FTE)-
Appropriated Funds 2,001.1 2,001.1

1. Informational Listing of Appropriated Funds. The appropriations made above for Educational and General State Support are subject to the special and general provisions of this Act and include the following amounts for the purposes indicated.

A. Goal: INSTRUCTION/OPERATIONS

Provide Instructional and Operations Support.

A.1.1. Strategy: MEDICAL EDUCATION	\$	54,701,196	\$	54,701,196
A.1.2. Strategy: DENTAL EDUCATION		22,223,175		22,223,175
A.1.3. Strategy: BIOMEDICAL SCIENCES TRAINING		5,115,879		5,115,879
Graduate Training in Biomedical Sciences.				
A.1.4. Strategy: ALLIED HEALTH PROFESSIONS TRAINING		3,131,851		3,131,851
A.1.5. Strategy: NURSING EDUCATION		18,754,223		18,754,223
A.1.6. Strategy: GRADUATE TRAINING IN PUBLIC HEALTH		20,584,875		20,584,875
A.1.7. Strategy: GRADUATE MEDICAL EDUCATION		6,280,311		6,280,311
A.2.1. Strategy: STAFF GROUP INSURANCE PREMIUMS	\$	4,228,784	\$	4,228,784
A.2.2. Strategy: WORKERS' COMPENSATION INSURANCE		379,347		379,347
A.2.3. Strategy: UNEMPLOYMENT INSURANCE		36,984		36,984
A.3.1. Strategy: TEXAS PUBLIC EDUCATION GRANTS	\$	1,898,726	\$	1,898,726
A.3.2. Strategy: DENTAL LOANS		<u>42,973</u>		<u>42,973</u>

Total, Goal A: INSTRUCTION/OPERATIONS \$ 137,378,324 \$ 137,378,324

B. Goal: PROVIDE RESEARCH SUPPORT

B.1.1. Strategy: RESEARCH ENHANCEMENT	\$	4,242,995	\$	4,242,995
B.1.2. Strategy: PERFORMANCE BASED RESEARCH OPS		<u>12,738,080</u>		<u>12,738,080</u>
Performance Based Research Operations.				

Total, Goal B: PROVIDE RESEARCH SUPPORT \$ 16,981,075 \$ 16,981,075

C. Goal: PROVIDE INFRASTRUCTURE SUPPORT

C.1.1. Strategy: E&G SPACE SUPPORT	\$	22,749,403	\$	22,749,403
C.2.1. Strategy: TUITION REVENUE BOND RETIREMENT		<u>18,749,650</u>		<u>18,749,350</u>

Total, Goal C: PROVIDE INFRASTRUCTURE SUPPORT \$ 41,499,053 \$ 41,498,753

D. Goal: PROVIDE HEALTH CARE SUPPORT

D.1.1. Strategy: DENTAL CLINIC OPERATIONS	\$	637,583	\$	637,583
--	----	---------	----	---------

E. Goal: PROVIDE NON-FORMULA SUPPORT

E.1. Objective: INSTRUCTION/OPERATION

E.1.1. Strategy: IMPROVING PUBLIC HEALTH IN TX COMM	\$	3,024,000	\$	3,024,000
Improving Public Health in Texas Communities.				
E.1.2. Strategy: BIOMEDICAL INFORMATICS EXPANSION		1,459,200		1,459,200
Biomedical Informatics Research and Education Expansion.				

E.2. Objective: REGIONAL ACADEMIC HLTH CTR-PUBHLTH

E.2.1. Strategy: REGIONAL ACADEMIC HLTH CTR-PUBHLTH	\$	467,856	\$	467,856
Regional Academic Health Center - Public Health.				

E.3. Objective: RESEARCH

E.3.1. Strategy: PSYCHIATRY & BEHAVIORAL SCI RSCH	\$	6,000,000	\$	6,000,000
Psychiatry and Behavioral Sciences Research.				
E.3.2. Strategy: VETERANS PTSD STUDY		2,000,000		2,000,000
Integrated Care Study For Veterans With Post-traumatic Stress Disorder.				

E.4. Objective: HEALTH CARE

E.4.1. Strategy: HARRIS COUNTY HOSPITAL DISTRICT	\$	3,013,458	\$	3,013,458
E.4.2. Strategy: SERVICE DELIVERY VALLEY/BORDER		392,607		392,607
Service Delivery in the Valley/Border Region.				
E.4.3. Strategy: TRAUMA CARE		456,000		456,000

THE UNIVERSITY OF TEXAS HEALTH SCIENCE CENTER AT HOUSTON
(Continued)

E.5. Objective: INSTITUTIONAL		
E.5.1. Strategy: INSTITUTIONAL ENHANCEMENT	\$ 582,334	\$ 582,334
Total, Goal E: PROVIDE NON-FORMULA SUPPORT	\$ 17,395,455	\$ 17,395,455

F. Goal: TOBACCO FUNDS		
F.1.1. Strategy: TOBACCO EARNINGS - UTHSC-HOUSTON Tobacco Earnings for the UT Health Science Center at Houston.	\$ 1,575,957	\$ 1,575,957
F.1.2. Strategy: TOBACCO - PERMANENT HEALTH FUND Tobacco Earnings from the Permanent Health Fund for Higher Ed. No. 810.	2,062,057	2,062,057
Total, Goal F: TOBACCO FUNDS	\$ 3,638,014	\$ 3,638,014

Grand Total, THE UNIVERSITY OF TEXAS HEALTH SCIENCE CENTER AT HOUSTON	<u>\$ 217,529,504</u>	<u>\$ 217,529,204</u>
--	-----------------------	-----------------------

Object-of-Expense Informational Listing:		
Salaries and Wages	\$ 93,506,877	\$ 96,391,753
Other Personnel Costs	1,892,320	1,680,084
Faculty Salaries (Higher Education Only)	65,032,712	60,966,341
Professional Fees and Services	1,378,994	0
Consumable Supplies	953	0
Utilities	6,065,855	10,489,482
Travel	7,975	0
Rent - Building	2,640,579	1,558,522
Rent - Machine and Other	208,136	0
Debt Service	18,749,650	18,749,350
Other Operating Expense	26,075,345	25,645,613
Grants	1,941,699	1,941,699
Capital Expenditures	<u>28,409</u>	<u>106,360</u>

Total, Object-of-Expense Informational Listing	<u>\$ 217,529,504</u>	<u>\$ 217,529,204</u>
---	-----------------------	-----------------------

Estimated Allocations for Employee Benefits and Debt Service Appropriations Made Elsewhere in this Act:

<u>Employee Benefits</u>		
Retirement	\$ 8,858,044	\$ 9,126,459
Group Insurance	23,329,167	23,332,253
Social Security	<u>11,432,046</u>	<u>11,662,973</u>

Total, Estimated Allocations for Employee Benefits and Debt Service Appropriations Made Elsewhere in this Act	<u>\$ 43,619,257</u>	<u>\$ 44,121,685</u>
--	----------------------	----------------------

2. **Performance Measure Targets.** The following is a listing of the key performance target levels for The University of Texas Health Science Center at Houston. It is the intent of the Legislature that appropriations made by this Act be utilized in the most efficient and effective manner possible to achieve the intended mission of The University of Texas Health Science Center at Houston. In order to achieve the objectives and service standards established by this Act, The University of Texas Health Science Center at Houston shall make every effort to attain the following designated key performance target levels associated with each item of appropriation.

	<u>2020</u>	<u>2021</u>
A. Goal: INSTRUCTION/OPERATIONS		
Outcome (Results/Impact):		
Percent of Medical School Students Passing Part 1 or Part 2 of the National Licensing Exam on the First Attempt	98%	98%
Percent of Medical School Graduates Practicing Primary Care in Texas	20%	20%
Percent of Medical Residency Completers Practicing in Texas	66%	66%
Percent of Dental School Graduates Admitted to an Advanced Education Program in General Dentistry	15%	15%
Percent of Dental School Students Passing Part 1 or Part 2 of the National Licensing Exam on the First Attempt	98%	98%
Percent of Dental School Graduates Who Are Licensed in Texas	98%	98%
Percent of Allied Health Graduates Passing the Certification/Licensure Exam on the First Attempt	98%	98%
Percent of Allied Health Graduates Who Are Licensed or Certified in Texas	90%	90%

THE UNIVERSITY OF TEXAS HEALTH SCIENCE CENTER AT HOUSTON
(Continued)

Percent of Public Health School Graduates Who Are Employed in Texas	75%	75%
Percent of Bachelor of Science in Nursing Graduates Passing the National Licensing Exam on the First Attempt in Texas	98%	98%
Percent of Bachelor of Science in Nursing Graduates Who Are Licensed in Texas	98%	98%
Administrative (Institutional Support) Cost as a Percent of Total Expenditures	4%	4%
Percent of Medical School Graduates Practicing in Texas	60%	60%
A.1.1. Strategy: MEDICAL EDUCATION		
Efficiencies:		
Average Cost of Resident Undergraduate Tuition and Fees for 15 Semester Credit Hours	3,610	3,640
Explanatory:		
Minority Admissions as a Percent of Total First-year Admissions (All Schools)	27%	27%
Minority MD Admissions as a Percent of Total MD Admissions	23%	23%
Percent of Medical School Graduates Entering a Primary Care Residency	37%	37%
Average Student Loan Debt for Medical School Graduates	116,000	116,000
Percent of Medical School Graduates with Student Loan Debt	75%	75%
Average Financial Aid Award per Full-Time Student	14,500	14,500
Percent of Full-Time Students Receiving Financial Aid	67%	67%
A.1.2. Strategy: DENTAL EDUCATION		
Explanatory:		
Minority Admissions as a Percent of Total Dental School Admissions	24%	24%
A.1.5. Strategy: NURSING EDUCATION		
Explanatory:		
Percent of Master of Science in Nursing Graduates Granted Advanced Practice Status in Texas	98%	98%
A.1.7. Strategy: GRADUATE MEDICAL EDUCATION		
Output (Volume):		
Total Number of MD or DO Residents	1,040	1,040
Explanatory:		
Minority MD or DO Residents as a Percent of Total MD or DO Residents	25%	25%
 B. Goal: PROVIDE RESEARCH SUPPORT		
Outcome (Results/Impact):		
Total External Research Expenditures	187,500,000	190,000,000
 D. Goal: PROVIDE HEALTH CARE SUPPORT		
Outcome (Results/Impact):		
Total Uncompensated Care Provided in State-Owned Facilities	460,000	460,000
Total Net Patient Revenue in State-Owned Facilities	7,900,000	7,900,000

3. Estimated Appropriation and Unexpended Balance. Included in the amounts appropriated above are: (1) estimated appropriations of amounts available for distribution or investment returns out of the Permanent Endowment Fund for The University of Texas Health Science Center at Houston No. 815 and (2) estimated appropriations of the institution's estimated allocation of amounts available for distribution out of the Permanent Health Fund for Higher Education No. 810.

- a. Amounts available for distribution or investment returns in excess of the amounts estimated above are also appropriated to the institution. In the event that amounts available for distribution or investment returns are less than the amounts estimated above, this Act may not be construed as appropriating funds to makeup the difference.
- b. All balances of estimated appropriations from the Permanent Endowment Fund for The University of Texas Health Science Center at Houston No. 815 and of the institution's allocation from the amounts available for distribution out of the Permanent Health Fund for Higher Education No. 810, except for any General Revenue, at the close of the fiscal year ending August 31, 2019, and the income to said fund during the fiscal years beginning September 1, 2019, are hereby appropriated. Any unexpended appropriations made above as of August 31, 2020, are hereby appropriated to the institution for the same purposes for fiscal year 2021.

THE UNIVERSITY OF TEXAS HEALTH SCIENCE CENTER AT HOUSTON
(Continued)

4. **Unexpended Balances Between Fiscal Years: Regional Academic Health Center - Public Health.** Any unexpended balances as of August 31, 2020, from the appropriations identified in Strategy E.2.1, Regional Academic Health Center-Public Health, are hereby appropriated to The University of Texas Health Science Center at Houston for the same purpose for the fiscal year beginning September 1, 2020.
5. **Early Childhood School Readiness Program.** Funds appropriated to the Texas Education Agency in Strategy A.2.1, Statewide Educational Programs, and transferred to The University of Texas Health Science Center at Houston shall be used for the Early Childhood Readiness Program at the State Center for Early Childhood Development at The University of Texas Health Science Center at Houston, for programs providing an educational component to public prekindergarten, Head Start, university early childhood programs, or private non-profit early childhood care programs that have entered into an integrated program with a public school.
6. **Informational Listing - The University of Texas Health Science Center at Houston Patient Income.** The following is an informational listing of the estimated amount of patient income for The University of Texas Health Science Center at Houston during the 2020-21 biennium. The Full-Time Equivalents (FTEs) included in this informational listing shall not be counted for purposes of calculating the limitations within Article IX, Section 6.10.

	<u>2020</u>	<u>2021</u>
Health Related Institutions Patient Income, estimated	\$7,315,555	\$7,298,022
Number of Full-Time-Equivalents (FTEs) - Patient Income	59.0	59.0

7. **Psychiatry and Behavioral Sciences Research.** Out of funds appropriated above in Strategy E.3.1, Psychiatry and Behavioral Sciences Research, \$6,000,000 in General Revenue each fiscal year shall be used to support The University of Texas Health Science Center's Department of Psychiatry and Behavioral Sciences.
8. **Contingency for Behavioral Health Funds.** Notwithstanding appropriation authority granted above, the Comptroller of Public Accounts shall not allow the expenditure of General Revenue-Related behavioral health funds for The University of Texas Health Science Center at Houston in Strategy E.3.1, Psychiatry and Behavioral Sciences Research and in Strategy E.3.2, Veterans PTSD Study in fiscal year 2020 or fiscal year 2021, as identified in Art. IX, Sec. 10.04, Statewide Behavioral Health Strategic Plan and Coordinated Expenditures, if the Legislative Budget Board provides notification to the Comptroller of Public Accounts that the agency's planned expenditure of those funds in fiscal year 2020 or fiscal year 2021 does not satisfy the requirements of Art. IX, Sec. 10.04, Statewide Behavioral Health Strategic Plan and Coordinated Expenditures.
9. **Biomedical Informatics Research and Education Expansion.** Out of funds appropriated to The University of Texas Health Science Center at Houston in Strategy E.1.2, Biomedical Informatics Research and Education Expansion, \$1,459,200 in General Revenue in fiscal year 2020 and \$1,459,200 in General Revenue in fiscal year 2021 will be used for Biomedical Informatics Research and Education Expansion.
10. **Integrated Care Study for Veterans with Post-Traumatic Stress Disorder.** Out of the funds appropriated above to The University of Texas Health Science Center (UTHSC) at Houston in Strategy E.3.2, Veterans PTSD Study, \$2,000,000 in General Revenue in fiscal year 2020 and \$2,000,000 in General Revenue in fiscal year 2021 shall be used for purposes of conducting a study on the benefits of providing integrated care to veterans with post-traumatic stress disorder, pursuant to Chapter 662 (H.B. 3404), Acts of the 84th Legislature, Regular Session, 2015. The study shall evaluate the benefits of:
 - a. a standardized comprehensive trauma and post-traumatic stress disorder assessment, and
 - b. family involvement in post-traumatic stress disorder treatment.

UTHSC Houston shall coordinate with the Health and Human Services Commission for the purposes of conducting the study. No later than December 1, 2020, UTHSC Houston shall submit

THE UNIVERSITY OF TEXAS HEALTH SCIENCE CENTER AT HOUSTON
(Continued)

a report on the results of the study to the Legislative Budget Board and the Office of the Governor. The report must include the number of people served and the type of integrated care provided through the study.

THE UNIVERSITY OF TEXAS HEALTH SCIENCE CENTER AT SAN ANTONIO

	For the Years Ending	
	August 31, 2020	August 31, 2021
Method of Financing:		
General Revenue Fund	\$ 143,960,472	\$ 143,960,709
<u>General Revenue Fund - Dedicated</u>		
Estimated Board Authorized Tuition Increases Account No. 704	\$ 2,651,464	\$ 2,651,464
Estimated Other Educational and General Income Account No. 770	<u>8,696,459</u>	<u>8,696,459</u>
Subtotal, General Revenue Fund - Dedicated	\$ 11,347,923	\$ 11,347,923
<u>Other Funds</u>		
Permanent Health Fund for Higher Education, estimated	\$ 1,714,013	\$ 1,714,013
Permanent Endowment Fund, UTHSC San Antonio, estimated	<u>12,791,167</u>	<u>12,791,167</u>
Subtotal, Other Funds	\$ 14,505,180	\$ 14,505,180
Total, Method of Financing	<u>\$ 169,813,575</u>	<u>\$ 169,813,812</u>
Items of Appropriation:		
1. Educational and General State Support	\$ 169,813,575	\$ 169,813,812
Grand Total, THE UNIVERSITY OF TEXAS HEALTH SCIENCE CENTER AT SAN ANTONIO	<u>\$ 169,813,575</u>	<u>\$ 169,813,812</u>

This bill pattern represents an estimated 18.1% of this agency's estimated total available funds for the biennium.

Number of Full-Time-Equivalents (FTE)-Appropriated Funds	2,189.3	2,189.3
---	---------	---------

1. Informational Listing of Appropriated Funds. The appropriations made above for Educational and General State Support are subject to the special and general provisions of this Act and include the following amounts for the purposes indicated.

A. Goal: INSTRUCTION/OPERATIONS

Provide Instructional and Operations Support.

A.1.1. Strategy: MEDICAL EDUCATION	\$ 41,889,320	\$ 41,889,320
A.1.2. Strategy: DENTAL EDUCATION	23,004,815	23,004,815
A.1.3. Strategy: BIOMEDICAL SCIENCES TRAINING	2,935,322	2,935,322
Graduate Training in Biomedical Sciences.		
A.1.4. Strategy: ALLIED HEALTH PROFESSIONS TRAINING	13,800,840	13,800,840
A.1.5. Strategy: NURSING EDUCATION	9,086,185	9,086,185
A.1.6. Strategy: GRADUATE MEDICAL EDUCATION	4,650,534	4,650,534
A.2.1. Strategy: STAFF GROUP INSURANCE PREMIUMS	\$ 2,105,529	\$ 2,105,529
A.2.2. Strategy: WORKERS' COMPENSATION INSURANCE	192,807	192,807
A.2.3. Strategy: UNEMPLOYMENT INSURANCE	88,043	88,043
A.3.1. Strategy: TEXAS PUBLIC EDUCATION GRANTS	\$ 1,668,428	\$ 1,668,428
A.3.2. Strategy: DENTAL LOANS	<u>49,988</u>	<u>49,988</u>

Total, Goal A: INSTRUCTION/OPERATIONS	\$ 99,471,811	\$ 99,471,811
--	---------------	---------------

B. Goal: PROVIDE RESEARCH SUPPORT

B.1.1. Strategy: RESEARCH ENHANCEMENT	\$ 3,458,719	\$ 3,458,719
B.1.2. Strategy: PERFORMANCE BASED RESEARCH OPS	<u>9,224,000</u>	<u>9,224,000</u>
Performance Based Research Operations.		

Total, Goal B: PROVIDE RESEARCH SUPPORT	\$ 12,682,719	\$ 12,682,719
--	---------------	---------------

THE UNIVERSITY OF TEXAS HEALTH SCIENCE CENTER AT SAN ANTONIO
(Continued)

C. Goal: PROVIDE INFRASTRUCTURE SUPPORT		
C.1.1. Strategy: E&G SPACE SUPPORT	\$ 14,843,511	\$ 14,843,511
C.2.1. Strategy: TUITION REVENUE BOND RETIREMENT	<u>\$ 15,895,613</u>	<u>\$ 15,895,850</u>
Total, Goal C: PROVIDE INFRASTRUCTURE SUPPORT	\$ 30,739,124	\$ 30,739,361
D. Goal: PROVIDE HEALTH CARE SUPPORT		
D.1.1. Strategy: DENTAL CLINIC OPERATIONS	\$ 1,578,106	\$ 1,578,106
E. Goal: PROVIDE NON-FORMULA SUPPORT		
E.1. Objective: INSTRUCTION/OPERATION		
E.1.1. Strategy: REGIONAL CAMPUS - LAREDO	\$ 3,466,475	\$ 3,466,475
E.1.2. Strategy: OUTREACH SUPPORT-SOUTH TX PROGRAMS	1,278,136	1,278,136
Institutional Support for South Texas Programs.		
E.2. Objective: INSTITUTIONAL		
E.2.1. Strategy: INSTITUTIONAL ENHANCEMENT	<u>\$ 6,092,024</u>	<u>\$ 6,092,024</u>
Total, Goal E: PROVIDE NON-FORMULA SUPPORT	\$ 10,836,635	\$ 10,836,635
F. Goal: TOBACCO FUNDS		
F.1.1. Strategy: TOBACCO EARNINGS - UTHSC SA Tobacco Earnings for the UT Health Science Center at San Antonio.	\$ 12,791,167	\$ 12,791,167
F.1.2. Strategy: TOBACCO - PERMANENT HEALTH FUND Tobacco Earnings from the Permanent Health Fund for Higher Ed. No. 810.	<u>1,714,013</u>	<u>1,714,013</u>
Total, Goal F: TOBACCO FUNDS	<u>\$ 14,505,180</u>	<u>\$ 14,505,180</u>
Grand Total, THE UNIVERSITY OF TEXAS HEALTH SCIENCE CENTER AT SAN ANTONIO	<u>\$ 169,813,575</u>	<u>\$ 169,813,812</u>

Object-of-Expense Informational Listing:

Salaries and Wages	\$ 58,785,780	\$ 62,636,560
Other Personnel Costs	12,731,097	14,549,858
Faculty Salaries (Higher Education Only)	37,322,882	37,604,398
Utilities	11,244	11,132
Travel	254,887	212,521
Debt Service	19,088,401	17,527,751
Other Operating Expense	39,660,699	35,364,312
Client Services	190,614	192,175
Grants	1,668,428	1,668,428
Capital Expenditures	<u>99,543</u>	<u>46,677</u>
Total, Object-of-Expense Informational Listing	<u>\$ 169,813,575</u>	<u>\$ 169,813,812</u>

Estimated Allocations for Employee Benefits and Debt Service Appropriations Made Elsewhere in this Act:

Employee Benefits

Retirement	\$ 6,678,879	\$ 6,851,072
Group Insurance	18,944,526	18,944,524
Social Security	<u>8,621,410</u>	<u>8,795,562</u>

Total, Estimated Allocations for Employee Benefits and Debt Service Appropriations Made Elsewhere in this Act

\$ 34,244,815 \$ 34,591,158

2. Performance Measure Targets. The following is a listing of the key performance target levels for The University of Texas Health Science Center at San Antonio. It is the intent of the Legislature that appropriations made by this Act be utilized in the most efficient and effective manner possible to achieve the intended mission of The University of Texas Health Science Center at San Antonio. In order to achieve the objectives and service standards established by this Act, The University of Texas Health Science Center at San Antonio shall make every effort to attain the following designated key performance target levels associated with each item of appropriation.

	<u>2020</u>	<u>2021</u>
A. Goal: INSTRUCTION/OPERATIONS		
Outcome (Results/Impact):		
Percent of Medical School Students Passing Part 1 or Part 2 of the National Licensing Exam on the First Attempt	96%	96%

THE UNIVERSITY OF TEXAS HEALTH SCIENCE CENTER AT SAN ANTONIO
(Continued)

Percent of Medical School Graduates Practicing Primary Care in Texas	21.52%	21.52%
Percent of Medical Residency Completers Practicing in Texas	49.5%	49.5%
Percent of Dental School Graduates Admitted to an Advanced Education Program in General Dentistry	17.93%	17.93%
Percent of Dental School Students Passing Part 1 or Part 2 of the National Licensing Exam on the First Attempt	90.5%	90.5%
Percent of Dental School Graduates Who Are Licensed in Texas	81%	81%
Percent of Allied Health Graduates Passing the Certification/Licensure Exam on the First Attempt	90.83%	91%
Percent of Allied Health Graduates Who Are Licensed or Certified in Texas	90%	90%
Percent of Bachelor of Science in Nursing Graduates Passing the National Licensing Exam on the First Attempt in Texas	90%	90%
Percent of Bachelor of Science in Nursing Graduates Who Are Licensed in Texas	95%	95%
Administrative (Institutional Support) Cost as a Percent of Total Expenditures	6%	6%
Percent of Medical School Graduates Practicing in Texas	52.13%	52.13%
A.1.1. Strategy: MEDICAL EDUCATION		
Efficiencies:		
Avg Cost of Resident Undergraduate Tuition and Fees for 15 Semester Credit Hours	2,854	2,859
Explanatory:		
Minority Admissions as a Percent of Total First-year Admissions (All Schools)	41%	42%
Minority MD Admissions as a Percent of Total MD Admissions	25.1%	25.1%
Percent of Medical School Graduates Entering a Primary Care Residency	44%	44%
Average Student Loan Debt for Medical School Graduates	125,000	125,000
Percent of for Medical School Graduates with Student Loan Debt	81%	81%
Average Financial Aid Award per Full-time Student	11,500	11,500
Percent of Full-time Students Receiving Financial Aid	84%	84%
A.1.2. Strategy: DENTAL EDUCATION		
Explanatory:		
Minority Admissions as a Percent of Total Dental School Admissions	30%	30%
A.1.5. Strategy: NURSING EDUCATION		
Explanatory:		
Percent of Master of Science in Nursing Graduates Granted Advanced Practice Status in Texas	90%	90%
A.1.6. Strategy: GRADUATE MEDICAL EDUCATION		
Output (Volume):		
Total Number of MD or DO Residents	775	775
Explanatory:		
Minority MD or DO Residents as a Percent of Total MD or DO Residents	26.45%	26.45%
B. Goal: PROVIDE RESEARCH SUPPORT		
Outcome (Results/Impact):		
Total External Research Expenditures	127,929,102	133,046,266
D. Goal: PROVIDE HEALTH CARE SUPPORT		
Outcome (Results/Impact):		
Total Uncompensated Care Provided in State-owned Facilities	270,138	273,834
Total Net Patient Revenue in State-owned Facilities	5,627,879	5,704,879

3. Unexpended Balances Between Fiscal Years: Regional Campus - Laredo. Any unexpended balances as of August 31, 2020, from the appropriations identified in Strategy E.1.1, Regional Campus - Laredo, are hereby appropriated to The University of Texas Health Science Center at San Antonio for the same purpose for the fiscal year beginning September 1, 2020. Funds expended from appropriations identified in this strategy may be used to cover student travel expenses associated with rotations between the San Antonio and Laredo campuses.

4. Estimated Appropriation and Unexpended Balance. Included in the amounts appropriated above are: (1) estimated appropriations of amounts available for distribution or investment returns out of the Permanent Endowment Fund for The University of Texas Health Science Center at San Antonio No. 811 and (2) estimated appropriations of the institution's estimated allocation of amounts available for distribution out of the Permanent Health Fund for High Education No. 810.

THE UNIVERSITY OF TEXAS HEALTH SCIENCE CENTER AT SAN ANTONIO
(Continued)

- a. Amounts for distribution or investment returns in excess of the amounts estimated above are also appropriated to the institution. In the event that amounts available for distribution or investment returns are less than the amounts estimated above, this Act may not be construed as appropriating funds to make up the difference.
- b. All balances of estimated appropriations from the Permanent Endowment Fund for The University of Texas Health Science Center at San Antonio No. 811 and of the institution's allocation from the amounts available for distribution out of the Permanent Health Fund for Higher Education No. 810, except for any General Revenue, at the close of the fiscal year ending August 31, 2019, and the income to said fund during the fiscal years beginning September 1, 2019, are hereby appropriated. Any unexpended appropriations made above as of August 31, 2020, are hereby appropriated to the institution for the same purposes for fiscal year 2021.

5. Informational Listing - The University of Texas Health Science Center at San Antonio Patient Income. The following is an informational listing of the estimated amount of patient income for The University of Texas Health Science Center at San Antonio during the 2020-21 biennium. The Full-Time Equivalents (FTEs) included in this informational listing shall not be counted for purposes of calculating the limitations within Article IX, Section 6.10.

	<u>2020</u>	<u>2021</u>
Health Related Institutions Patient Income, estimated	\$4,877,659	\$4,872,073
Number of Full-Time-Equivalents (FTEs) - Patient Income	50.0	50.0

THE UNIVERSITY OF TEXAS RIO GRANDE VALLEY SCHOOL OF MEDICINE

	For the Years Ending	
	August 31, 2020	August 31, 2021
Method of Financing:		
General Revenue Fund	\$ 32,285,815	\$ 32,285,815
GR Dedicated - Estimated Other Educational and General Income Account No. 770	\$ 927,792	\$ 927,792
Permanent Health Fund for Higher Education, estimated	<u>\$ 1,249,500</u>	<u>\$ 1,249,500</u>
Total, Method of Financing	<u>\$ 34,463,107</u>	<u>\$ 34,463,107</u>
Items of Appropriation:		
1. Educational and General State Support	\$ 34,463,107	\$ 34,463,107
Grand Total, THE UNIVERSITY OF TEXAS RIO GRANDE VALLEY SCHOOL OF MEDICINE	<u>\$ 34,463,107</u>	<u>\$ 34,463,107</u>

This bill pattern represents an estimated 60.8% of this agency's estimated total available funds for the biennium.

Number of Full-Time-Equivalents (FTE)- Appropriated Funds	275.9	275.9
--	-------	-------

1. Informational Listing of Appropriated Funds. The appropriations made above for Educational and General State Support are subject to the special and general provisions of this Act and include the following amounts for the purposes indicated.

A. Goal: INSTRUCTION/OPERATIONS

Provide Instructional and Operations Support.

A.1.1. Strategy: MEDICAL EDUCATION	\$ 6,768,301	\$ 6,768,301
A.1.2. Strategy: GRADUATE MEDICAL EDUCATION	1,002,939	1,002,939
A.2.1. Strategy: STAFF GROUP INSURANCE PREMIUMS	\$ 68,148	\$ 68,148

THE UNIVERSITY OF TEXAS RIO GRANDE VALLEY SCHOOL OF MEDICINE
(Continued)

A.3.1. Strategy: TEXAS PUBLIC EDUCATION GRANTS	\$ 135,586	\$ 135,586
Total, Goal A: INSTRUCTION/OPERATIONS	\$ 7,974,974	\$ 7,974,974
B. Goal: PROVIDE RESEARCH SUPPORT		
B.1.1. Strategy: RESEARCH ENHANCEMENT	\$ 1,540,413	\$ 1,540,413
C. Goal: PROVIDE INFRASTRUCTURE SUPPORT		
C.1.1. Strategy: E&G SPACE SUPPORT	\$ 1,341,970	\$ 1,341,970
D. Goal: PROVIDE NON-FORMULA SUPPORT		
D.1. Objective: INSTRUCTION/OPERATION		
D.1.1. Strategy: SCHOOL OF MEDICINE	\$ 21,000,000	\$ 21,000,000
D.1.2. Strategy: CANCER IMMUNOLOGY CENTER Cervical Dysplasia and Cancer Immunology Center.	<u>1,356,250</u>	<u>1,356,250</u>
Total, Goal D: PROVIDE NON-FORMULA SUPPORT	\$ 22,356,250	\$ 22,356,250
E. Goal: TOBACCO FUNDS		
E.1.1. Strategy: TOBACCO-PERMANENT HEALTH FUND Tobacco Earnings from the Permanent Health Fund for Higher Ed. No. 810.	\$ 1,249,500	\$ 1,249,500
Grand Total, THE UNIVERSITY OF TEXAS RIO GRANDE VALLEY SCHOOL OF MEDICINE	<u>\$ 34,463,107</u>	<u>\$ 34,463,107</u>

Object-of-Expense Informational Listing:

Salaries and Wages	\$ 25,220,337	\$ 16,828,649
Other Personnel Costs	618,385	236,030
Faculty Salaries (Higher Education Only)	0	8,000,680
Professional Fees and Services	91,040	0
Consumable Supplies	585,687	0
Utilities	795,965	0
Travel	269,101	760,932
Rent - Machine and Other	57,851	0
Other Operating Expense	<u>6,824,741</u>	<u>8,636,816</u>
Total, Object-of-Expense Informational Listing	<u>\$ 34,463,107</u>	<u>\$ 34,463,107</u>

2. Performance Measure Targets. The following is a listing of the key performance target levels for The University of Texas Rio Grande Valley School of Medicine. It is the intent of the Legislature that appropriations made by this Act be utilized in the most efficient and effective manner possible to achieve the intended mission of The University of Texas Rio Grande Valley School of Medicine. In order to achieve the objectives and service standards established by this Act, The University of Texas Rio Grande Valley School of Medicine shall make every effort to attain the following designated key performance target levels associated with each item of appropriation.

	<u>2020</u>	<u>2021</u>
A. Goal: INSTRUCTION/OPERATIONS		
Outcome (Results/Impact):		
Percent of Medical School Students Passing Part 1 or Part 2 of the National Licensing Exam on the First Attempt	94%	96%
Percent of Medical Residency Completers Practicing in Texas Administrative (Institutional Support) Cost As a Percentage of Total Expenditures	83%	83%
	10.44%	10.44%
A.1.1. Strategy: MEDICAL EDUCATION		
Explanatory:		
Minority Admissions As a Percent of Total First-year Admissions (All Schools)	55%	55%
Minority MD Admissions As a Percent of Total MD Admissions	55%	55%
Percent of Medical School Graduates Entering a Primary Care Residency	20%	20%
Average Student Loan Debt for Medical School Graduates	65,000	65,000
Percent of Medical School Graduates with Student Loan Debt	85%	85%
A.1.2. Strategy: GRADUATE MEDICAL EDUCATION		
Output (Volume):		
Total Number of MD or DO Residents	196	200
Explanatory:		
Minority MD or DO Residents As a Percent of Total MD or DO Residents	57%	57%

THE UNIVERSITY OF TEXAS RIO GRANDE VALLEY SCHOOL OF MEDICINE
(Continued)

B. Goal: PROVIDE RESEARCH SUPPORT

Outcome (Results/Impact):

Total External Research Expenditures	7,290	7,290
--------------------------------------	-------	-------

3. Appropriations in Support of the School of Medicine and the Regional Academic Health Center (RAHC). Included in appropriations above to The University of Texas Rio Grande Valley School of Medicine in Strategy D.1.1, School of Medicine, is \$21,000,000 in fiscal year 2020 and \$21,000,000 in fiscal year 2021 to support the establishment, operation, or administration of a medical school and the Regional Academic Health Center.

4. Unexpended Balances Between Fiscal Years: School of Medicine. Any unexpended balances as of August 31, 2020, from the appropriations identified in Strategy D.1.1, School of Medicine, are hereby appropriated to The University of Texas Rio Grande Valley School of Medicine for the same purpose for the fiscal year beginning September 1, 2020. Funds expended from appropriations identified in this strategy may be used to cover student travel expenses associated with rotations between the San Antonio, Harlingen and Edinburg campuses.

5. Reporting Requirement on Research Expenditures.

- a. The University of Texas Rio Grande Valley School of Medicine, jointly with The University of Texas Rio Grande Valley, shall report, by December 1 of each year of the biennium, to the Legislative Budget Board, and the Governor, the amount of research expenditures at each of The University of Texas Rio Grande Valley School of Medicine and The University of Texas Rio Grande Valley.
- b. A report submitted under Subsection (a) must:
 - (1) be in a form prescribed by the Legislative Budget Board;
 - (2) account for research expenditures for the School of Medicine separately from programs at The University of Texas Rio Grande Valley; and
 - (3) report both restricted research expenditures and total research expenditures.

6. Reporting Requirement on Benefit Expenditures.

- a. The University of Texas Rio Grande Valley School of Medicine, jointly with The University of Texas Rio Grande Valley, shall report, by December 1 of each year of the biennium, to the Legislative Budget Board, and the Governor, the amount of benefit expenditures at each of The University of Texas Rio Grande Valley School of Medicine and The University of Texas Rio Grande Valley.
- b. A report submitted under Subsection (a) must:
 - (1) be in a form prescribed by the Legislative Budget Board;
 - (2) account for benefit expenditures for the School of Medicine separately from programs at The University of Texas Rio Grande Valley; and
 - (3) report expenditures for the Teachers Retirement System, Optional Retirement Program, and social security.

7. Reporting Requirement on Permanent Health Fund Expenditures. The University of Texas Rio Grande Valley School of Medicine shall report, by December 1 of each fiscal year, to the Legislative Budget Board, House Appropriations Committee, and Senate Finance Committee, information on the use of expenditures from appropriations provided in Strategy D.1.1, School of Medicine and Strategy E.1.1, Tobacco Earnings from the Permanent Health Fund for Higher Education.

8. Estimated Appropriation and Unexpended Balance. Included in the amounts appropriated above are estimated appropriations of the institution's estimated allocation of amounts available for distribution out of the Permanent Health Fund for Higher Education No. 810.

THE UNIVERSITY OF TEXAS RIO GRANDE VALLEY SCHOOL OF MEDICINE
(Continued)

- a. Amounts available for distribution or investment returns in excess of the amounts estimated above are also appropriated to the institution. In the event that amounts available for distribution or investment returns are less than the amounts estimated above, this Act may not be construed as appropriating funds to make up the difference.
 - b. All balances of estimated appropriations from the institution's allocation from the amounts available for distribution out of the Permanent Health Fund for Higher Education No. 810, except for any General Revenue, at the close of the fiscal year ending August 31, 2019, and the income to said fund during the fiscal years beginning September 1, 2019, are hereby appropriated. Any unexpended appropriations made above as of August 31, 2020, are hereby appropriated to the institution for the same purposes for fiscal year 2021.
- 9. Cervical Dysplasia and Cancer Immunology Center.** Out of funds appropriated above to The University of Texas Rio Grande Valley School of Medicine in Strategy D.1.2, Cervical Dysplasia and Cancer Immunology Center, \$1,356,250 in General Revenue in fiscal year 2020 and \$1,356,250 in General Revenue in fiscal year 2021 shall be used to support the Cervical Dysplasia and Cancer Immunology Center.

THE UNIVERSITY OF TEXAS M.D. ANDERSON CANCER CENTER

	For the Years Ending	
	August 31, 2020	August 31, 2021
	<u> </u>	<u> </u>
Method of Financing:		
General Revenue Fund	\$ 202,092,811	\$ 202,093,162
<u>General Revenue Fund - Dedicated</u>		
Estimated Board Authorized Tuition Increases Account No. 704	\$ 69,750	\$ 69,750
Estimated Other Educational and General Income Account No. 770	<u>703,095</u>	<u>703,095</u>
Subtotal, General Revenue Fund - Dedicated	\$ 772,845	\$ 772,845
<u>Other Funds</u>		
License Plate Trust Fund Account No. 0802, estimated	\$ 2,164	\$ 2,164
Permanent Health Fund for Higher Education, estimated	2,625,058	2,625,058
Permanent Endowment Fund, UT MD Anderson Cancer Center, estimated	<u>6,280,000</u>	<u>6,280,000</u>
Subtotal, Other Funds	\$ 8,907,222	\$ 8,907,222
Total, Method of Financing	<u>\$ 211,772,878</u>	<u>\$ 211,773,229</u>
Items of Appropriation:		
1. Educational and General State Support	\$ 211,772,878	\$ 211,773,229
Grand Total, THE UNIVERSITY OF TEXAS M.D. ANDERSON CANCER CENTER	<u>\$ 211,772,878</u>	<u>\$ 211,773,229</u>

This bill pattern represents an estimated 3.6% of this agency's estimated total available funds for the biennium.

Number of Full-Time-Equivalents (FTE)-Appropriated Funds 753.9 753.9

1. Informational Listing of Appropriated Funds. The appropriations made above for Educational and General State Support are subject to the special and general provisions of this Act and include the following amounts for the purposes indicated.

A. Goal: INSTRUCTION/OPERATIONS

Provide Instructional and Operations Support.

A.1.1. Strategy: ALLIED HEALTH PROFESSIONS TRAINING	\$ 3,969,025	\$ 3,969,025
A.1.2. Strategy: GRADUATE MEDICAL EDUCATION	877,572	877,572
A.2.1. Strategy: CANCER CENTER OPERATIONS	\$ 140,407,990	\$ 140,407,990
A.3.1. Strategy: STAFF GROUP INSURANCE PREMIUMS	\$ 22,409	\$ 22,409

THE UNIVERSITY OF TEXAS M.D. ANDERSON CANCER CENTER
(Continued)

A.4.1. Strategy: TEXAS PUBLIC EDUCATION GRANTS	\$ 102,664	\$ 102,664
Total, Goal A: INSTRUCTION/OPERATIONS	\$ 145,379,660	\$ 145,379,660
B. Goal: PROVIDE RESEARCH SUPPORT		
B.1.1. Strategy: RESEARCH ENHANCEMENT	\$ 11,529,638	\$ 11,529,638
C. Goal: PROVIDE INFRASTRUCTURE SUPPORT		
C.1.1. Strategy: E&G SPACE SUPPORT	\$ 31,646,673	\$ 31,646,673
C.2.1. Strategy: TUITION REVENUE BOND RETIREMENT	\$ 11,327,000	\$ 11,327,350
Total, Goal C: PROVIDE INFRASTRUCTURE SUPPORT	\$ 42,973,673	\$ 42,974,023
D. Goal: PROVIDE NON-FORMULA SUPPORT		
D.1. Objective: RESEARCH		
D.1.1. Strategy: RESEARCH SUPPORT	\$ 1,100,914	\$ 1,100,914
D.1.2. Strategy: BREAST CANCER RESEARCH PROGRAM	1,520,000	1,520,000
D.2. Objective: INSTITUTIONAL		
D.2.1. Strategy: INSTITUTIONAL ENHANCEMENT	\$ 363,935	\$ 363,936
Total, Goal D: PROVIDE NON-FORMULA SUPPORT	\$ 2,984,849	\$ 2,984,850
E. Goal: TOBACCO FUNDS		
E.1.1. Strategy: TOBACCO EARNINGS - UT MD ANDERSON Tobacco Earnings for The University of Texas MD Anderson Cancer Center.	\$ 6,280,000	\$ 6,280,000
E.1.2. Strategy: TOBACCO - PERMANENT HEALTH FUND Tobacco Earnings from the Permanent Health Fund for Higher Ed. No. 810.	<u>2,625,058</u>	<u>2,625,058</u>
Total, Goal E: TOBACCO FUNDS	\$ 8,905,058	\$ 8,905,058
Grand Total, THE UNIVERSITY OF TEXAS M.D. ANDERSON CANCER CENTER	<u>\$ 211,772,878</u>	<u>\$ 211,773,229</u>
Object-of-Expense Informational Listing:		
Salaries and Wages	\$ 175,156,468	\$ 174,085,534
Other Personnel Costs	802,564	462,902
Faculty Salaries (Higher Education Only)	13,710,740	13,215,266
Professional Fees and Services	750,111	753,693
Consumable Supplies	9,525	14,461
Utilities	716,135	718,188
Travel	3,036	4,609
Rent - Machine and Other	1,080	1,640
Debt Service	11,327,000	11,327,350
Other Operating Expense	4,593,417	4,600,203
Grants	104,787	104,828
Capital Expenditures	<u>4,598,015</u>	<u>6,484,555</u>
Total, Object-of-Expense Informational Listing	<u>\$ 211,772,878</u>	<u>\$ 211,773,229</u>
Estimated Allocations for Employee Benefits and Debt Service Appropriations Made Elsewhere in this Act:		
<u>Employee Benefits</u>		
Retirement	\$ 3,124,338	\$ 3,251,834
Group Insurance	6,973,636	6,973,637
Social Security	<u>4,511,424</u>	<u>4,602,555</u>
Total, Estimated Allocations for Employee Benefits and Debt Service Appropriations Made Elsewhere in this Act	<u>\$ 14,609,398</u>	<u>\$ 14,828,026</u>

2. **Performance Measure Targets.** The following is a listing of the key performance target levels for The University of Texas M.D. Anderson Cancer Center. It is the intent of the Legislature that appropriations made by this Act be utilized in the most efficient and effective manner possible to achieve the intended mission of The University of Texas M.D. Anderson Cancer Center. In order to achieve the objectives and service standards established by this Act, The University of Texas M.D. Anderson Cancer Center shall make every effort to attain the following designated key performance target levels associated with each item of appropriation.

THE UNIVERSITY OF TEXAS M.D. ANDERSON CANCER CENTER
(Continued)

	<u>2020</u>	<u>2021</u>
A. Goal: INSTRUCTION/OPERATIONS		
Outcome (Results/Impact):		
Percent of Allied Health Graduates Passing the Certification/Licensure Exam on the First Attempt	90%	90%
Percent of Allied Health Graduates Who Are Licensed or Certified in Texas	100%	100%
Percent of Medical Residency Completers Practicing in Texas	30%	30%
Total Uncompensated Care Provided by Faculty	88,110,284	91,194,144
Administrative (Institutional Support) Cost as a Percent of Total Expenditures	3.5%	3.5%
Total Uncompensated Care Provided in State-owned Facilities	94,319,973	94,138,589
A.1.1. Strategy: ALLIED HEALTH PROFESSIONS TRAINING		
Efficiencies:		
Average Cost of Resident Undergraduate Tuition and Fees for 15 Semester Credit Hours	2,211	2,308
Explanatory:		
Minority Admissions As a Percent of Total First-Year Admissions (All Schools)	63.4%	63.4%
Average Financial Aid Award per Full-Time Student	11,197	11,197
Percent of Full-Time Students Receiving Financial Aid	64%	64%
A.1.2. Strategy: GRADUATE MEDICAL EDUCATION		
Output (Volume):		
Total Number of MD or DO Residents	156	156
Explanatory:		
Minority MD or DO Residents as a Percent of Total MD or DO Residents	16.67%	16.67%
A.2.1. Strategy: CANCER CENTER OPERATIONS		
Output (Volume):		
Total Number of Outpatient Visits	1,558,261	1,589,426
Total Number of Inpatient Days	212,986	217,246
B. Goal: PROVIDE RESEARCH SUPPORT		
Outcome (Results/Impact):		
Total External Research Expenditures	541,208,654	552,032,827

3. Special Project Funding. Notwithstanding other provisions of this article, the Board of Regents of The University of Texas System is hereby authorized: (1) to expend such amounts of its Permanent University Fund No. 45 bond proceeds and/or other bond proceeds and such amounts of its other available moneys as may be necessary to fund the following project either in whole or in part; (2) to accept gifts, grants, and matching grants to fund such project either in whole or in part; and (3) to acquire, construct, alter, add to, repair, rehabilitate, equip and/or furnish such project for The University of Texas M. D. Anderson Cancer Center: (a) research facilities and (b) administrative support facilities and related parking facilities.

4. Transfers of Appropriations - State Owned Hospitals. The University of Texas M. D. Anderson Cancer Center shall make intergovernmental transfers of funds of \$29,074,466 in fiscal year 2020 and \$29,074,466 in fiscal year 2021 to the Health and Human Services Commission. The timing and form of such transfers shall be determined by the Comptroller of Public Accounts in consultation with the Health and Human Services Commission. The Legislative Budget Board is authorized to adjust the amounts of such transfers as necessary to match available federal funds. The transfers, however, shall be made not less frequently than monthly.

5. Estimated Appropriation and Unexpended Balance. Included in the amounts appropriated above are: (1) estimated appropriations of amounts available for distribution or investment returns out of the Permanent Endowment Fund for The University of Texas M.D. Anderson Cancer Center No. 812 and (2) estimated appropriations of the institution's estimated allocation of amounts available for distribution out of the Permanent Health Fund for Higher Education No. 810.

- a. Amounts available for distribution or investment returns in excess of the amounts estimated above are also appropriated to the institution. In the event that amounts available for distribution or investment returns are less than the amounts estimated above, this Act may not be construed as appropriating funds to makeup the difference.
- b. All balances of estimated appropriations from the Permanent Endowment Fund for The University of Texas M.D. Anderson Cancer Center No. 812 and of the institution's allocation from the amounts available for distribution out of the Permanent Health Fund for Higher Education No. 810, except for any General Revenue, at the close of the fiscal year ending

THE UNIVERSITY OF TEXAS M.D. ANDERSON CANCER CENTER
(Continued)

August 31, 2019, and the income to said fund during the fiscal years beginning September 1, 2019, are hereby appropriated. Any unexpended appropriations made above as of August 31, 2020, are hereby appropriated to the institution for the same purposes for fiscal year 2021.

- 6. Best Business Practices.** It is the intent of the Legislature that The University of Texas M.D. Anderson Cancer Center shall adopt appropriate measures to initiate the most cost-effective practices when delivering unreimbursed services to financially and medically indigent Texans. The intent of these practices is to allow for funds to be used in a manner, which would allow for greater benefits for the patients, the state, and the institution.
- 7. Animal Facilities and Programs.** The animal facilities and programs of the Department of Veterinary Sciences at The University of Texas M. D. Anderson Cancer Center (UTMDACC) - Bastrop shall be regulated and inspected by the United States Department of Agriculture, Animal and Plant Health Inspection Services, pursuant to the Federal Animal Welfare Act. The UTMDACC - Bastrop Department of Veterinary Sciences shall comply with the regulations and is under the oversight of the United States Public Health Service/National Institutes of Health Office of Laboratory Animal Welfare. The UTMDACC - Bastrop Department of Veterinary Sciences shall be independently accredited for animal care programs and facilities by the Council on Accreditation of the Association for Assessment and Accreditation of Laboratory Animal Care (AAALAC International). The department shall be accredited by this body. It shall also be inspected regularly and its programs reviewed biannually by the UTMDACC Institutional Animal Care and Use Committee.
- 8. Rare and Aggressive Breast Cancer Research Program.** Of the amounts appropriated above in Strategy D.1.2, Breast Cancer Research Program, \$1,520,000 in fiscal year 2020 and \$1,520,000 in fiscal year 2021 in General Revenue is for the rare and aggressive breast cancer research program. Its efforts will contribute to improving the diagnostics in patients with breast cancer.
- 9. Informational Listing - The University of Texas M.D. Anderson Cancer Center Patient Income.** The following is an informational listing of the estimated amount of patient income for The University of Texas M.D. Anderson Cancer Center during the 2020-21 biennium. The Full-Time Equivalents (FTEs) included in this informational listing shall not be counted for purposes of calculating the limitations within Article IX, Section 6.10.

	<u>2020</u>	<u>2021</u>
Health Related Institutions Patient Income, estimated	\$4,008,123,277	\$4,167,581,329
Number of Full-Time-Equivalents (FTEs) - Patient Income	14,402.2	15,156.8

THE UNIVERSITY OF TEXAS HEALTH SCIENCE CENTER AT TYLER

	For the Years Ending	
	August 31, 2020	August 31, 2021
Method of Financing:		
General Revenue Fund	\$ 48,604,141	\$ 48,603,941
<u>General Revenue Fund - Dedicated</u>		
Estimated Board Authorized Tuition Increases Account No. 704	\$ 33,059	\$ 33,059
Estimated Other Educational and General Income Account No. 770	<u>450,459</u>	<u>450,459</u>
Subtotal, General Revenue Fund - Dedicated	\$ 483,518	\$ 483,518
<u>Other Funds</u>		
Permanent Health Fund for Higher Education, estimated	\$ 1,415,218	\$ 1,415,218
Permanent Endowment Fund, UT HSC Tyler, estimated	<u>1,573,987</u>	<u>1,573,987</u>
Subtotal, Other Funds	\$ <u>2,989,205</u>	\$ <u>2,989,205</u>
Total, Method of Financing	<u>\$ 52,076,864</u>	<u>\$ 52,076,664</u>

THE UNIVERSITY OF TEXAS HEALTH SCIENCE CENTER AT TYLER
(Continued)

Items of Appropriation:

1. Educational and General State Support	\$ 52,076,864	\$ 52,076,664
Grand Total, THE UNIVERSITY OF TEXAS HEALTH SCIENCE CENTER AT TYLER	<u>\$ 52,076,864</u>	<u>\$ 52,076,664</u>

This bill pattern represents an estimated 24.7% of this agency's estimated total available funds for the biennium.

Number of Full-Time-Equivalents (FTE)-Appropriated Funds

303.1 303.1

1. Informational Listing of Appropriated Funds. The appropriations made above for Educational and General State Support are subject to the special and general provisions of this Act and include the following amounts for the purposes indicated.

A. Goal: PROVIDE INSTRUCTION/OPERATIONS

Provide Instructional and Operations Support.

A.1.1. Strategy: BIOMEDICAL SCIENCES TRAINING Graduate Training in Biomedical Sciences.	\$ 404,580	\$ 404,580
A.1.2. Strategy: PUBLIC HEALTH	739,791	739,791
A.1.3. Strategy: GRADUATE MEDICAL EDUCATION	459,681	459,681
A.1.4. Strategy: CHEST DISEASE CENTER OPERATIONS	31,090,902	31,090,902
A.2.1. Strategy: STAFF GROUP INSURANCE PREMIUMS	\$ 52,722	\$ 52,722
A.3.1. Strategy: TEXAS PUBLIC EDUCATION GRANTS	<u>\$ 5,388</u>	<u>\$ 5,388</u>
Total, Goal A: PROVIDE INSTRUCTION/OPERATIONS	\$ 32,753,064	\$ 32,753,064

B. Goal: PROVIDE RESEARCH SUPPORT

B.1.1. Strategy: RESEARCH ENHANCEMENT	\$ 1,639,412	\$ 1,639,412
---------------------------------------	--------------	--------------

C. Goal: PROVIDE INFRASTRUCTURE SUPPORT

C.1.1. Strategy: E&G SPACE SUPPORT	\$ 1,510,370	\$ 1,510,370
C.2.1. Strategy: TUITION REVENUE BOND RETIREMENT	<u>\$ 3,721,550</u>	<u>\$ 3,721,350</u>
Total, Goal C: PROVIDE INFRASTRUCTURE SUPPORT	\$ 5,231,920	\$ 5,231,720

D. Goal: PROVIDE NON-FORMULA SUPPORT

D.1. Objective: INSTRUCTION/OPERATION		
D.1.1. Strategy: MENTAL HEALTH TRAINING PGMS Mental Health Workforce Training Programs.	\$ 6,730,000	\$ 6,730,000
D.2. Objective: RESIDENCY TRAINING		
D.2.1. Strategy: FAMILY PRACTICE RESIDENCY TRAINING Family Practice Residency Training Program.	\$ 771,446	\$ 771,446
D.3. Objective: HEALTH CARE		
D.3.1. Strategy: SUPPORT FOR INDIGENT CARE	\$ 935,156	\$ 935,156
D.4. Objective: INSTITUTIONAL		
D.4.1. Strategy: INSTITUTIONAL ENHANCEMENT	<u>\$ 1,026,661</u>	<u>\$ 1,026,661</u>
Total, Goal D: PROVIDE NON-FORMULA SUPPORT	\$ 9,463,263	\$ 9,463,263

E. Goal: TOBACCO FUNDS

E.1.1. Strategy: TOBACCO EARNINGS - UT HSC AT TYLER Tobacco Earnings for University of Texas Health Science Center/Tyler.	\$ 1,573,987	\$ 1,573,987
E.1.2. Strategy: TOBACCO - PERMANENT HEALTH FUND Tobacco Earnings from the Permanent Health Fund for Higher Ed. No. 810.	<u>1,415,218</u>	<u>1,415,218</u>
Total, Goal E: TOBACCO FUNDS	<u>\$ 2,989,205</u>	<u>\$ 2,989,205</u>

Grand Total, THE UNIVERSITY OF TEXAS HEALTH SCIENCE CENTER AT TYLER

\$ 52,076,864 \$ 52,076,664

Object-of-Expense Informational Listing:

Salaries and Wages	\$ 13,135,148	\$ 13,146,759
Other Personnel Costs	3,972,954	3,983,564
Faculty Salaries (Higher Education Only)	13,323,784	13,383,489
Professional Salaries - Faculty Equivalent (Higher Education Only)	405,308	393,033

THE UNIVERSITY OF TEXAS HEALTH SCIENCE CENTER AT TYLER
(Continued)

Professional Fees and Services	369,492	368,020
Fuels and Lubricants	42,188	36,933
Consumable Supplies	489,357	487,638
Utilities	223,382	222,172
Travel	26,424	25,128
Rent - Building	531,110	525,065
Rent - Machine and Other	814,809	813,479
Debt Service	3,721,550	3,721,350
Other Operating Expense	15,015,970	14,964,646
Grants	<u>5,388</u>	<u>5,388</u>
Total, Object-of-Expense Informational Listing	\$ 52,076,864	\$ 52,076,664

Estimated Allocations for Employee Benefits and Debt Service Appropriations Made Elsewhere in this Act:

Employee Benefits

Retirement	\$ 1,964,044	\$ 2,031,224
Group Insurance	5,239,118	5,239,118
Social Security	<u>2,608,362</u>	<u>2,661,051</u>

Total, Estimated Allocations for Employee Benefits and Debt Service Appropriations Made Elsewhere in this Act

\$ 9,811,524 \$ 9,931,393

2. Performance Measure Targets. The following is a listing of the key performance target levels for The University of Texas Health Science Center at Tyler. It is the intent of the Legislature that appropriations made by this Act be utilized in the most efficient and effective manner possible to achieve the intended mission of The University of Texas Health Science Center at Tyler. In order to achieve the objectives and service standards established by this Act, The University of Texas Health Science Center at Tyler shall make every effort to attain the following designated key performance target levels associated with each item of appropriation.

	<u>2020</u>	<u>2021</u>
A. Goal: PROVIDE INSTRUCTION/OPERATIONS		
Outcome (Results/Impact):		
Percent of Medical Residency Completers Practicing in Texas	80%	80%
Total Uncompensated Care Provided by Faculty	10,688,342	11,008,992
Administrative (Institutional Support) Cost As Percent of Total Expenditures	5.95%	5.95%
Total Uncompensated Care Provided in State-owned Facilities	38,971,533	40,140,679
Total New Patient Revenue in State-owned Facilities	59,137,437	60,911,560
A.1.3. Strategy: GRADUATE MEDICAL EDUCATION		
Output (Volume):		
Total Number of MD or DO Residents	111	126
Explanatory:		
Minority MD or DO Residents as a Percent of Total MD or DO Residents	25.75%	25.75%
Minority Admissions as a Percent of Total First-year Admissions (All Schools)	21%	21%
A.1.4. Strategy: CHEST DISEASE CENTER OPERATIONS		
Output (Volume):		
Total Number of Outpatient Visits	301,960	301,960
Total Number of Inpatient Days	9,878	9,878
B. Goal: PROVIDE RESEARCH SUPPORT		
Outcome (Results/Impact):		
Total External Research Expenditures	18,650,205	19,209,711

3. Rates, Donations and Gifts. The Board of Regents of The University of Texas System shall fix reasonable rates to be charged and collected from paying patients of the center, and may make and enter into contracts for the hospitalization of the indigent sick and accept donations and gifts for the support and maintenance of the center; provided, however, that this provision should not be construed so as to authorize, without prior and specific approval of the Legislature, acceptance of real property which would require an appropriation by the Legislature for maintenance, repair, or construction of buildings.

4. Transfers of Appropriations - State Owned Hospitals. The University of Texas Health Science Center at Tyler shall make intergovernmental transfers of funds of \$10,964,994 in fiscal year 2020 and \$10,964,994 in fiscal year 2021 to the Health and Human Services Commission. The timing and form of such transfers shall be determined by the Comptroller of Public Accounts in

THE UNIVERSITY OF TEXAS HEALTH SCIENCE CENTER AT TYLER
(Continued)

consultation with the Health and Human Services Commission. The Legislative Budget Board is authorized to adjust the amounts of such transfers as necessary to match available federal funds.

- 5. Estimated Appropriation and Unexpended Balance.** Included in the amounts appropriated above are: (1) estimated appropriations of amounts available for distribution or investment returns out of the Permanent Endowment Fund for The University of Texas Health Science Center at Tyler No. 816 and (2) estimated appropriations of the institution's estimated allocation of amounts available for distribution out of the Permanent Health Fund for Higher Education No. 810.
- a. Amounts available for distribution or investment returns in excess of the amounts estimated above are also appropriated to the institution. In the event that amounts available for distribution or investment returns are less than the amounts estimated above, this Act may not be construed as appropriating funds to make up the difference.
 - b. All balances of estimated appropriations from the Permanent Endowment Fund for The University of Texas Health Science Center at Tyler No. 816 and of the institution's allocation from the amounts available for distribution out of the Permanent Health Fund for Higher Education No. 810, except for any General Revenue, at the close of the fiscal year ending August 31, 2019, and the income to said fund during the fiscal years beginning September 1, 2019, are hereby appropriated. Any unexpended appropriations made above as of August 31, 2020, are hereby appropriated to the institution for the same purposes for fiscal year 2021.
- 6. Informational Listing - The University of Texas Health Science Center at Tyler Patient Income.** The following is an informational listing of the estimated amount of patient income for The University of Texas Health Science Center at Tyler during the 2020-21 biennium. The Full-Time Equivalents (FTEs) included in this informational listing shall not be counted for purposes of calculating the limitations within Article IX, Section 6.10.

	<u>2020</u>	<u>2021</u>
Health Related Institutions Patient Income, estimated	\$59,409,918	\$61,328,869
Number of Full-Time-Equivalents (FTEs) - Patient Income	550.9	550.9

- 7. Mental Health Workforce Training for Underserved Areas.** Out of funds appropriated above in Strategy D.1.1, Mental Health Workforce Training Programs, \$6,730,000 in General Revenue each fiscal year of the 2020-21 biennium at The University of Texas Health Science Center at Tyler shall be used to support mental health workforce training programs in underserved areas including, but not limited to, Rusk State Hospital and Terrell State Hospital.
- 8. Contingency for Behavioral Health Funds.** Notwithstanding appropriation authority granted above, the Comptroller of Public Accounts shall not allow the expenditure of General Revenue-Related behavioral health funds for The University of Texas Health Science Center at Tyler in Strategy D.1.1, Mental Health Workforce Training Programs in fiscal year 2020 or fiscal year 2021, as identified in Art. IX, Sec. 10.04, Statewide Behavioral Health Strategic Plan and Coordinated Expenditures, if the Legislative Budget Board provides notification to the Comptroller of Public Accounts that the agency's planned expenditure of those funds in fiscal year 2020 or fiscal year 2021 does not satisfy the requirements of Art. IX, Sec. 10.04, Statewide Behavioral Health Strategic Plan and Coordinated Expenditures.

TEXAS A&M UNIVERSITY SYSTEM HEALTH SCIENCE CENTER

	For the Years Ending	
	August 31, 2020	August 31, 2021
Method of Financing:		
General Revenue Fund	\$ 145,469,479	\$ 145,473,871
<u>General Revenue Fund - Dedicated</u>		
Estimated Board Authorized Tuition Increases Account No. 704	\$ 7,549,271	\$ 7,549,271

TEXAS A&M UNIVERSITY SYSTEM HEALTH SCIENCE CENTER
(Continued)

Estimated Other Educational and General Income Account No. 770	9,291,357		9,291,357
Subtotal, General Revenue Fund - Dedicated	\$ 16,840,628	\$	16,840,628
<u>Other Funds</u>			
Permanent Health Fund for Higher Education, estimated	\$ 1,289,193	\$	1,289,193
Permanent Endowment Fund, Texas A&M University HSC, estimated	1,400,000	border-top: 1px solid black;	1,400,000
Subtotal, Other Funds	\$ 2,689,193	border-top: 1px solid black;	2,689,193
Total, Method of Financing	\$ 164,999,300	\$	165,003,692
Items of Appropriation:			
1. Educational and General State Support	\$ 164,999,300	\$	165,003,692
Grand Total, TEXAS A&M UNIVERSITY SYSTEM HEALTH SCIENCE CENTER	\$ 164,999,300	\$	165,003,692

This bill pattern represents an estimated 49.7% of this agency's estimated total available funds for the biennium.

Number of Full-Time-Equivalents (FTE)- Appropriated Funds	1,082.9		1,082.9
--	---------	--	---------

1. Informational Listing of Appropriated Funds. The appropriations made above for Educational and General State Support are subject to the special and general provisions of this Act and include the following amounts for the purposes indicated.

A. Goal: INSTRUCTION/OPERATIONS

Provide Instructional and Operations Support.

A.1.1. Strategy: MEDICAL EDUCATION	\$ 43,196,459		\$ 43,196,459
A.1.2. Strategy: DENTAL EDUCATION	22,577,330		22,577,330
A.1.3. Strategy: DENTAL HYGIENE EDUCATION	1,501,245		1,501,245
A.1.4. Strategy: BIOMEDICAL SCIENCES TRAINING Graduate Training in Biomedical Sciences.	2,574,026		2,574,026
A.1.5. Strategy: NURSING EDUCATION	5,427,241		5,427,241
A.1.6. Strategy: RURAL PUBLIC HEALTH TRAINING Graduate Training in Rural Public Health.	12,374,761		12,374,761
A.1.7. Strategy: PHARMACY EDUCATION	10,917,684		10,917,684
A.1.8. Strategy: GRADUATE MEDICAL EDUCATION	7,122,063		7,122,063
A.2.1. Strategy: STAFF GROUP INSURANCE PREMIUMS	\$ 1,246,346	\$	1,246,346
A.2.2. Strategy: WORKERS' COMPENSATION INSURANCE	55,490		55,491
A.2.3. Strategy: UNEMPLOYMENT INSURANCE	26,518		26,518
A.3.1. Strategy: TEXAS PUBLIC EDUCATION GRANTS	\$ 1,249,986	\$	1,249,986
A.3.2. Strategy: MEDICAL LOANS	32,653	border-top: 1px solid black;	32,653

Total, Goal A: INSTRUCTION/OPERATIONS	\$ 108,301,802		\$ 108,301,803
--	----------------	--	----------------

B. Goal: PROVIDE RESEARCH SUPPORT

B.1.1. Strategy: RESEARCH ENHANCEMENT	\$ 2,639,908		\$ 2,639,908
---------------------------------------	--------------	--	--------------

C. Goal: PROVIDE INFRASTRUCTURE SUPPORT

C.1.1. Strategy: E&G SPACE SUPPORT	\$ 8,695,632		\$ 8,695,632
C.2.1. Strategy: TUITION REVENUE BOND RETIREMENT	\$ 14,928,673	\$	14,928,501
C.2.2. Strategy: DEBT SERVICE - ROUND ROCK Debt Service for the Round Rock Facility.	3,617,874	border-top: 1px solid black;	3,622,437

Total, Goal C: PROVIDE INFRASTRUCTURE SUPPORT	\$ 27,242,179		\$ 27,246,570
--	---------------	--	---------------

D. Goal: PROVIDE HEALTH CARE SUPPORT

D.1.1. Strategy: DENTAL CLINIC OPERATIONS	\$ 37,486		\$ 37,486
---	-----------	--	-----------

E. Goal: PROVIDE NON-FORMULA SUPPORT

E.1. Objective: INSTRUCTION/OPERATION

E.1.1. Strategy: COASTAL BEND HEALTH EDUCATION CTR Coastal Bend Health Education Center.	\$ 1,468,180		\$ 1,468,180
E.1.2. Strategy: SOUTH TEXAS HEALTH CENTER	633,041		633,041
E.1.3. Strategy: IRMA RANGEL COLLEGE OF PHARMACY	1,854,391		1,854,391

TEXAS A&M UNIVERSITY SYSTEM HEALTH SCIENCE CENTER
(Continued)

E.1.4. Strategy: COLL STN, TEMPLE, R ROCK - MEDICAL	12,299,688	12,299,688
College Station, Temple, and Round Rock - Medical.		
E.1.5. Strategy: FORENSIC NURSING	912,000	912,000
E.1.6. Strategy: HEALTHY SOUTH TEXAS	4,560,000	4,560,000
Healthy South Texas: Texas A&M Inst for Public Health Improvement.		
E.1.7. Strategy: NURSING PROGRAM EXPANSION	216,000	216,000
E.2. Objective: INSTITUTIONAL		
E.2.1. Strategy: INSTITUTIONAL ENHANCEMENT	<u>\$ 2,145,432</u>	<u>\$ 2,145,432</u>
Total, Goal E: PROVIDE NON-FORMULA SUPPORT	<u>\$ 24,088,732</u>	<u>\$ 24,088,732</u>

F. Goal: TOBACCO FUNDS

F.1.1. Strategy: TOBACCO EARNINGS - TAMU SYSTEM HSC	\$ 1,400,000	\$ 1,400,000
Tobacco Earnings for Texas A&M University System Health Science Center.		
F.1.2. Strategy: TOBACCO - PERMANENT HEALTH FUND	<u>1,289,193</u>	<u>1,289,193</u>
Tobacco Earnings from the Permanent Health Fund for Higher Ed. No. 810.		
Total, Goal F: TOBACCO FUNDS	<u>\$ 2,689,193</u>	<u>\$ 2,689,193</u>

Grand Total, TEXAS A&M UNIVERSITY SYSTEM HEALTH SCIENCE CENTER

\$ 164,999,300 \$ 165,003,692

Object-of-Expense Informational Listing:

Salaries and Wages	\$ 39,592,733	\$ 39,592,733
Other Personnel Costs	3,601,145	3,601,146
Faculty Salaries (Higher Education Only)	52,648,528	52,648,529
Professional Salaries - Faculty Equivalent (Higher Education Only)	3,330,631	3,330,631
Professional Fees and Services	967,918	967,919
Fuels and Lubricants	46,458	46,459
Consumable Supplies	1,155,646	1,155,647
Utilities	1,647,306	1,647,307
Travel	347,084	347,083
Rent - Building	322,892	322,893
Rent - Machine and Other	397,452	397,451
Debt Service	18,546,547	18,550,938
Other Operating Expense	39,903,039	39,903,033
Client Services	610,950	610,951
Grants	1,282,639	1,282,639
Capital Expenditures	<u>598,332</u>	<u>598,333</u>
Total, Object-of-Expense Informational Listing	<u>\$ 164,999,300</u>	<u>\$ 165,003,692</u>

Estimated Allocations for Employee Benefits and Debt Service Appropriations Made Elsewhere in this Act:

Employee Benefits

Retirement	\$ 5,187,268	\$ 5,317,769
Group Insurance	8,223,697	8,223,697
Social Security	<u>6,346,827</u>	<u>6,475,033</u>

Total, Estimated Allocations for Employee Benefits and Debt Service Appropriations Made Elsewhere in this Act

\$ 19,757,792 \$ 20,016,499

2. Performance Measure Targets. The following is a listing of the key performance target levels for the Texas A&M University System Health Science Center. It is the intent of the Legislature that appropriations made by this Act be utilized in the most efficient and effective manner possible to achieve the intended mission of the Texas A&M University System Health Science Center. In order to achieve the objectives and service standards established by this Act, the Texas A&M University System Health Science Center shall make every effort to attain the following designated key performance target levels associated with each item of appropriation.

A. Goal: INSTRUCTION/OPERATIONS Outcome (Results/Impact):

	<u>2020</u>	<u>2021</u>
Percent of Medical School Students Passing Part 1 or Part 2 of the National Licensing Exam on the First Attempt	96%	96%

TEXAS A&M UNIVERSITY SYSTEM HEALTH SCIENCE CENTER
(Continued)

Percent of Medical School Graduates Practicing Primary Care in Texas	28%	28%
Percent of Medical Residency Completers Practicing in Texas	62%	65%
Percent of Dental School Graduates Admitted to an Advanced Education Program in General Dentistry	29%	29%
Percent of Dental School Students Passing Part 1 or Part 2 of the National Licensing Exam on the First Attempt	95%	95%
Percent of Dental School Graduates Who Are Licensed in Texas	88%	88%
Percent of Allied Health Graduates Passing the Certification/Licensure Exam on the First Attempt	97%	97%
Percent of Allied Health Graduates Who Are Licensed or Certified in Texas	96%	96%
Percent of Rural Public Health School Graduates Who Are Employed in Texas	89%	90%
Administrative (Institutional Support) Cost as a Percent of Total Expenditures	5%	5%
Percent of Pharmacy School Graduates Who are Licensed in Texas	75%	75%
Percent of Pharmacy School Graduates Passing the National Licensing Exam in the first try	90%	90%
Percent of Medical School Graduates Practicing in Texas	65%	65%
Percent of Bachelor of Science in Nursing Graduates Passing the National Licensing Exam on the First Attempt in Texas	95%	95%
Percent of Bachelor of Science in Nursing Graduates who are Licensed in Texas	95%	95%
A.1.1. Strategy: MEDICAL EDUCATION		
Efficiencies:		
Average Cost of Resident Undergraduate Tuition and Fees for 15 Semester Credit Hours	4,481	4,481
Explanatory:		
Minority Admissions as a Percent of Total First-year Admissions (All Schools)	27%	27%
Minority MD Admissions as a Percent of Total MD Admissions	15%	15%
Percent of Medical School Graduates Entering a Primary Care Residency	50%	50%
Average Student Loan Debt for Medical School Graduates	140,000	140,000
Percent of Medical School Graduates with Student Loan Debt	72%	72%
Average Financial Aid Award per Full-Time Student	13,500	13,500
Percent of Full-Time Students Receiving Financial Aid	64%	64%
A.1.2. Strategy: DENTAL EDUCATION		
Explanatory:		
Minority Admissions as a Percent of Total Dental School Admissions	32%	30%
A.1.8. Strategy: GRADUATE MEDICAL EDUCATION		
Output (Volume):		
Total Number of MD or DO Residents	1,190	1,200
Explanatory:		
Minority MD or DO Residents as a Percent of Total MD or DO Residents	20%	20%
B. Goal: PROVIDE RESEARCH SUPPORT		
Outcome (Results/Impact):		
Total Research Expenditures	65,000,000	70,000,000
D. Goal: PROVIDE HEALTH CARE SUPPORT		
Outcome (Results/Impact):		
Total Uncompensated Care Provided in State-owned Facilities	1,851,473	1,860,730
Total New Patient Revenue in State-owned Facilities	8,548,259	8,591,000

3. Cardiovascular Research Institute. Out of the amounts appropriated above, Texas A&M University System Health Science Center shall expend funds for Cardiovascular Research Institute activities conducted at health science center facilities. It is the intent of the Legislature that these funds would be in addition to the amounts allocated for the normal operation and maintenance of programs and facilities during the biennium.

4. Coastal Bend Health Education Center. Out of funds appropriated above to Texas A&M University System Health Science Center in Strategy E.1.1, Coastal Bend Health Education Center, the institution shall allocate funds to operate a local area network among coastal distance education sites, provide electronic library access, and develop allied health programs with area general academic institutions.

5. Medical Program. Texas A&M University System Health Science Center is hereby authorized to unite with Scott & White Clinic, Scott & White Memorial Hospital, and the Scott, Sherwood, and Brindley Foundation as its long-term primary partners for high quality clinical education and

TEXAS A&M UNIVERSITY SYSTEM HEALTH SCIENCE CENTER
(Continued)

research for the benefit of the citizens of Texas. Texas A&M University System Health Science Center is additionally authorized to collaborate with the Central Texas Veterans' Health Care System, Darnall Army Community Hospital, and Driscoll Children's Hospital. Research conducted by Texas A&M University System Health Science Center faculty under the contract with its primary clinical partner to provide clinical education and research services shall be considered in the formula calculations for the Research Enhancement and E&G Space Support strategies.

- 6. Estimated Appropriation and Unexpended Balance.** Included in the amounts appropriated above are: (1) estimated appropriations of amounts available for distribution or investment returns out of the Permanent Endowment Fund for Texas A&M University System Health Science Center No. 818 and (2) estimated appropriations of the institution's estimated allocation of amounts available for distribution out of the Permanent Health Fund for Higher Education No. 810.
- a. Amounts available for distribution or investment returns in excess of the amounts estimated above are also appropriated to the institution. In the event that amounts available for distribution or investment returns are less than the amounts estimated above, this Act may not be construed as appropriating funds to make up the difference.
 - b. All balances of estimated appropriations from the Permanent Endowment Fund for Texas A&M University System Health Science Center No. 818 and of the institution's allocation from the amounts available for distribution out of the Permanent Health Fund for Higher Education No. 810, except for any General Revenue, at the close of the fiscal year ending August 31, 2019, and the income to said fund during the fiscal years beginning September 1, 2019, are hereby appropriated. Any unexpended appropriations made above as of August 31, 2020, are hereby appropriated to the institution for the same purposes for fiscal year 2021.
- 7. Research on Acute Neurological Injuries.** Out of funds appropriated above, Texas A&M University System Health Science Center may allocate funds to conduct joint research endeavors with other scientists from Baylor College of Medicine, The University of Texas Health Science Center at Houston, and The University of Texas Medical Branch at Galveston to develop treatments to repair acute neurological injuries such as those caused by trauma and strokes.
- 8. Debt Service Round Rock Facility.** The funds appropriated above in Strategy C.2.2, Debt Service - Round Rock, are for debt service, and/or operations in the event that this Act does not pass by a two-thirds majority in each house, associated with clinical facilities at the Round Rock campus of the Texas A&M University System Health Science Center. The legislature hereby finds in accordance with Article 7, Section 18(i) of the Texas Constitution, that there is a demonstrated need for clinical facilities at the Round Rock campus of the Texas A&M University System Health Science Center and that such appropriation may be used for debt service of such facilities.
- 9. Informational Listing - Texas A&M Health Science Center Patient Income.** The following is an informational listing of the estimated amount of patient income for the Texas A&M Health Science Center during the 2020-21 biennium. The Full-Time Equivalents (FTEs) included in this informational listing shall not be counted for purposes of calculating the limitations within Article IX, Section 6.10.

	<u>2020</u>	<u>2021</u>
Health Related Institutions Patient Income, estimated	\$7,998,806	\$7,980,770
Number of Full-Time-Equivalents (FTEs) - Patient Income	97.7	97.7

- 10. Multiple Locations.** The Texas A&M University System Health Science Center has physical locations and campuses throughout the State of Texas, including Austin, Bryan, College Station, Corpus Christi, Dallas, Houston, Kingsville, McAllen, Round Rock, Lufkin, and Temple. In order to assure maximum efficiency in the use of those facilities and campuses and to provide the greatest availability of academic programs and health related services to the citizens of the State of Texas, the Texas A&M University System Health Science Center is authorized to locate and relocate the various degree programs of its colleges and schools which have been authorized by the board of regents and approved by the Texas Higher Education Coordinating Board, if applicable, at any one or more of its physical locations or campuses. The intent of this section is to recognize individual programs offered at the physical locations and campuses of the Texas A&M University System Health Science Center as qualifying for the small class supplement component of the instruction and operations formula, if the individual program is at a remote site, and the multi-campus adjustment component of the space projection model.

TEXAS A&M UNIVERSITY SYSTEM HEALTH SCIENCE CENTER
(Continued)

11. **Forensic Nursing.** Out of funds appropriated above in Strategy E.1.5, Forensic Nursing, \$912,000 in General Revenue each fiscal year of the 2020-21 biennium shall be used to support the Department of Forensic Nursing.
12. **Healthy South Texas.** Out of funds appropriated above in Strategy E.1.6, Healthy South Texas, \$4,560,000 in General Revenue each fiscal year of the 2020-21 biennium shall be used to support the Texas A&M University System Health Science Center and Texas A&M AgriLife Extension Service in operations of the program.
13. **Nursing Program Expansion.** Out of funds appropriated above in Strategy E.1.7, Nursing Program Expansion, \$216,000 in General Revenue each fiscal year shall be used to support a partnership between Texas A&M University System Health Science Center and Angelina College for a nursing program. If a partnership does not exist, the funds may not be used for any other purpose.

Any unexpended balance as of August 31, 2020, in Strategy E.1.7, Nursing Program Expansion is hereby appropriated for the same purposes for fiscal year 2021. It is the intent of the Legislature that non-formula General Revenue operations funding in Strategy E.1.7, Nursing Program Expansion for Texas A&M University System Health Science Center will be phased out as formula funding increases.

14. **Irma Rangel College of Pharmacy.** Funds appropriated above in Strategy E.1.3, Irma Rangel College of Pharmacy, shall be used to support the Irma Rangel College of Pharmacy. If the headquarters of the pharmacy school is no longer located in Kingsville, Texas, appropriations made to this strategy shall lapse.

UNIVERSITY OF NORTH TEXAS HEALTH SCIENCE CENTER AT FORT WORTH

	For the Years Ending	
	August 31, 2020	August 31, 2021
Method of Financing:		
General Revenue Fund	\$ 93,401,581	\$ 93,116,953
<u>General Revenue Fund - Dedicated</u>		
Estimated Board Authorized Tuition Increases Account No. 704	\$ 2,161,792	\$ 2,161,792
Estimated Other Educational and General Income Account No. 770	8,309,271	8,309,271
Subtotal, General Revenue Fund - Dedicated	\$ 10,471,063	\$ 10,471,063
<u>Other Funds</u>		
Interagency Contracts	\$ 825,000	\$ 825,000
Permanent Health Fund for Higher Education, estimated	1,044,613	1,044,613
Permanent Endowment Fund, UNTHSC at Fort Worth, estimated	1,125,000	1,125,000
Subtotal, Other Funds	\$ 2,994,613	\$ 2,994,613
Total, Method of Financing	\$ 106,867,257	\$ 106,582,629
Items of Appropriation:		
1. Educational and General State Support	\$ 106,867,257	\$ 106,582,629
Grand Total, UNIVERSITY OF NORTH TEXAS HEALTH SCIENCE CENTER AT FORT WORTH	\$ 106,867,257	\$ 106,582,629

This bill pattern represents an estimated 39% of this agency's estimated total available funds for the biennium.

Number of Full-Time-Equivalents (FTE)-Appropriated Funds	827.1	827.1
---	-------	-------

1. **Informational Listing of Appropriated Funds.** The appropriations made above for Educational and General State Support are subject to the special and general provisions of this Act and include the following amounts for the purposes indicated.

UNIVERSITY OF NORTH TEXAS HEALTH SCIENCE CENTER AT FORT WORTH
(Continued)

A. Goal: INSTRUCTION/OPERATIONS

Provide Instructional and Operations Support.

A.1.1. Strategy: MEDICAL EDUCATION	\$ 44,280,748	\$ 44,280,748
A.1.2. Strategy: BIOMEDICAL SCIENCES TRAINING Graduate Training in Biomedical Sciences.	4,894,390	4,894,390
A.1.3. Strategy: GRADUATE TRAINING IN PUBLIC HEALTH	3,238,421	3,238,421
A.1.4. Strategy: ALLIED HEALTH PROFESSIONS TRAINING	5,381,685	5,381,685
A.1.5. Strategy: PHARMACY EDUCATION	10,977,940	10,977,940
A.1.6. Strategy: GRADUATE MEDICAL EDUCATION	2,417,800	2,417,800
A.2.1. Strategy: STAFF GROUP INSURANCE PREMIUMS	\$ 1,038,526	\$ 1,038,526
A.2.2. Strategy: WORKERS' COMPENSATION INSURANCE	135,000	135,000
A.2.3. Strategy: UNEMPLOYMENT INSURANCE	40,000	40,000
A.3.1. Strategy: TEXAS PUBLIC EDUCATION GRANTS	<u>\$ 1,183,680</u>	<u>\$ 1,183,680</u>
Total, Goal A: INSTRUCTION/OPERATIONS	\$ 73,588,190	\$ 73,588,190

B. Goal: PROVIDE RESEARCH SUPPORT

B.1.1. Strategy: RESEARCH ENHANCEMENT	\$ 1,948,135	\$ 1,948,135
--	--------------	--------------

C. Goal: PROVIDE INFRASTRUCTURE SUPPORT

C.1.1. Strategy: E&G SPACE SUPPORT	\$ 4,419,255	\$ 4,419,255
C.2.1. Strategy: TUITION REVENUE BOND RETIREMENT	\$ 10,985,046	\$ 10,975,682
C.2.2. Strategy: LEASE OF FACILITIES	<u>70,000</u>	<u>70,000</u>
Total, Goal C: PROVIDE INFRASTRUCTURE SUPPORT	\$ 15,474,301	\$ 15,464,937

D. Goal: PROVIDE NON-FORMULA SUPPORT

D.1. Objective: HEALTH CARE

D.1.1. Strategy: ALZHEIMER'S DIAG & TREATMENT CENTER Alzheimer's Diagnostic and Treatment Center.	\$ 560,508	\$ 560,508
D.1.2. Strategy: INST. PATIENT SAFETY & PREV. HARM Institute for Patient Safety and Preventable Harm.	1,847,400	1,847,400

D.2. Objective: PUBLIC SERVICE

D.2.1. Strategy: DNA LABORATORY	\$ 2,895,646	\$ 2,895,646
D.2.2. Strategy: ECON DEV & TECH COMMERCIALIZATION Economic Development & Technology Commercialization.	1,534,500	1,534,500
D.2.3. Strategy: TX MISSING PERSONS & HUMAN ID PGM Texas Missing Persons and Human Identification Program.	1,198,964	923,700
D.2.4. Strategy: FORENSIC GENETIC RESEARCH/EDUCATION Forensic Genetic Research and Education.	5,000,000	5,000,000

D.3. Objective: INSTITUTIONAL

D.3.1. Strategy: INSTITUTIONAL ENHANCEMENT	<u>\$ 650,000</u>	<u>\$ 650,000</u>
Total, Goal D: PROVIDE NON-FORMULA SUPPORT	\$ 13,687,018	\$ 13,411,754

E. Goal: TOBACCO FUNDS

E.1.1. Strategy: TOBACCO EARNINGS - UNT HSC FT WORTH Tobacco Earnings for the UNT Health Science Center at Fort Worth.	\$ 1,125,000	\$ 1,125,000
E.1.2. Strategy: TOBACCO - PERMANENT HEALTH FUND Tobacco Earnings from the Permanent Health Fund for Higher Ed. No. 810.	<u>1,044,613</u>	<u>1,044,613</u>
Total, Goal E: TOBACCO FUNDS	<u>\$ 2,169,613</u>	<u>\$ 2,169,613</u>

**Grand Total, UNIVERSITY OF NORTH TEXAS HEALTH
SCIENCE CENTER AT FORT WORTH**

\$ 106,867,257	\$ 106,582,629
----------------	----------------

Object-of-Expense Informational Listing:

Salaries and Wages	\$ 39,404,685	\$ 39,109,730
Other Personnel Costs	1,377,620	1,209,324

UNIVERSITY OF NORTH TEXAS HEALTH SCIENCE CENTER AT FORT WORTH
(Continued)

Faculty Salaries (Higher Education Only)	30,853,072	30,652,427
Professional Salaries - Faculty Equivalent (Higher Education Only)	2,892,745	2,891,297
Professional Fees and Services	1,163,092	1,164,667
Fuels and Lubricants	22,905	22,905
Consumable Supplies	761,506	756,238
Utilities	3,015,375	3,015,820
Rent - Building	515,358	515,659
Rent - Machine and Other	370,866	371,116
Debt Service	10,985,046	10,975,682
Other Operating Expense	13,217,189	13,609,937
Grants	1,183,680	1,183,680
Capital Expenditures	<u>1,104,118</u>	<u>1,104,147</u>

Total, Object-of-Expense Informational Listing \$ 106,867,257 \$ 106,582,629

Estimated Allocations for Employee Benefits and Debt Service Appropriations Made Elsewhere in this Act:

Employee Benefits

Retirement	\$ 3,676,227	\$ 3,784,699
Group Insurance	6,746,763	6,746,763
Social Security	<u>4,562,707</u>	<u>4,654,874</u>

Total, Estimated Allocations for Employee Benefits and Debt Service Appropriations Made Elsewhere in this Act \$ 14,985,697 \$ 15,186,336

2. Performance Measure Targets. The following is a listing of the key performance target levels for the University of North Texas Health Science Center at Fort Worth. It is the intent of the Legislature that appropriations made by this Act be utilized in the most efficient and effective manner possible to achieve the intended mission of the University of North Texas Health Science Center at Fort Worth. In order to achieve the objectives and service standards established by this Act, the University of North Texas Health Science Center at Fort Worth shall make every effort to attain the following designated key performance target levels associated with each item of appropriation.

	<u>2020</u>	<u>2021</u>
A. Goal: INSTRUCTION/OPERATIONS		
Outcome (Results/Impact):		
Percent of Medical School Students Passing Part 1 or Part 2 of the National Licensing Exam on the First Attempt	95%	95%
Percent of Medical School Graduates Practicing Primary Care in Texas	40%	40%
Percent of Medical Residency Completers Practicing in Texas	78%	78%
Percent of Graduates in Family Practice in Texas	25%	25%
Percent of Graduates Entering a Family Practice Residency	25%	25%
Percent of Allied Health Graduates Passing the Certification/Licensure Exam on the First Attempt	95%	95%
Percent of Allied Health Graduates Who Are Licensed or Certified in Texas	90%	90%
Percent of Public Health School Graduates Who Are Employed in Texas	80%	80%
Administrative (Institutional Support) Cost as a Percent of Total Expenditures	8.75%	8.75%
Percent of Medical School Graduates Practicing in Texas	72%	72%
A.1.1. Strategy: MEDICAL EDUCATION		
Output (Volume):		
Total Number of Postdoctoral Research Trainees (All Schools)	25	25
Explanatory:		
Minority Admissions as a Percent of Total First-year Admissions (All Schools)	20%	20%
Minority Admissions as a Percent of Total DO Admissions	10%	10%
Percent of Medical School Graduates Entering a Primary Care Residency	65%	65%
Average Student Loan Debt for Medical School Graduates	120,000	120,000
Percent of Medical School Graduates with Student Loan Debt	80%	80%
A.1.6. Strategy: GRADUATE MEDICAL EDUCATION		
Output (Volume):		
Total Number of MD or DO Residents	435	450
Explanatory:		
Minority MD or DO Residents as a Percent of Total MD or DO Residents	10%	10%

UNIVERSITY OF NORTH TEXAS HEALTH SCIENCE CENTER AT FORT WORTH
(Continued)

B. Goal: PROVIDE RESEARCH SUPPORT

Outcome (Results/Impact):

Total External Research Expenditures	33,000,000	34,000,000
--------------------------------------	------------	------------

3. **Forensic Laboratory.** The University of North Texas Health Science Center at Fort Worth is authorized to conduct all blood and DNA tests associated with paternity testing for the Office of the Attorney General at a monetary rate not to exceed the monetary rate at which the Attorney General could obtain the service elsewhere to the extent permitted under federal law and regulations. The income derived from this testing is to be spent only on the Forensic Laboratory. In addition, the services of the Forensic Laboratory are available to other entities or interested parties approved by the University of North Texas Health Science Center at Fort Worth.

4. **Estimated Appropriation and Unexpended Balance.** Included in the amounts appropriated above are: (1) estimated appropriations of amounts available for distribution or investment returns out of the Permanent Endowment Fund for the University of North Texas Health Science Center at Fort Worth No. 819 and (2) estimated appropriations of the institution's estimated allocation of amounts available for distribution out of the Permanent Health Fund for Higher Education No. 810.
 - a. Amounts available for distribution or investment returns in excess of the amounts estimated above are also appropriated to the institution. In the event that amounts available for distribution or investment returns are less than the amounts estimated above, this Act may not be construed as appropriating funds to make up the difference.
 - b. All balances of estimated appropriations from the Permanent Endowment Fund for the University of North Texas Health Science Center at Fort Worth No. 819 and of the institution's allocation from the amounts available for distribution out of the Permanent Health Fund for Higher Education No. 810, except for any General Revenue, at the close of the fiscal year ending August 31, 2019, and the income to said fund during the fiscal years beginning September 1, 2019, are hereby appropriated. Any unexpended appropriations made above as of August 31, 2020, are hereby appropriated to the institution for the same purposes for fiscal year 2021.

5. **Texas Missing Persons and Human Identification Program.** Out of funds appropriated above in Strategy D.2.3, Texas Missing Persons and Human Identification Program, \$1,198,964 in General Revenue in fiscal year 2020 and \$923,700 in General Revenue in fiscal year 2021 at the University of North Texas Health Science Center at Fort Worth shall be used to support the Texas Missing Persons and Human Identification Program.

6. **Institute for Patient Safety and Preventable Harm.** Out of funds appropriated to the University of North Texas Health Science Center at Fort Worth in Strategy D.1.2, Institute for Patient Safety and Preventable Harm, \$1,847,400 in General Revenue in fiscal year 2020 and \$1,847,400 in General Revenue in fiscal year 2021 will be used for the Institute for Patient Safety and Preventable Harm.

7. **Forensic Genetic Research and Education.** Out of funds appropriated above in Strategy D.2.4, Forensic Genetic Research and Education, \$5,000,000 in General Revenue in fiscal year 2020 and \$5,000,000 in General Revenue in fiscal year 2021 shall be used for Forensic Genetic Research and Education. Any unexpended balances at the end of fiscal year 2020 are appropriated for the same purpose for the fiscal year beginning September 1, 2020.

TEXAS TECH UNIVERSITY HEALTH SCIENCES CENTER

	For the Years Ending	
	August 31, 2020	August 31, 2021
Method of Financing:		
General Revenue Fund	\$ 138,184,642	\$ 138,167,963
<u>General Revenue Fund - Dedicated</u>		
Estimated Board Authorized Tuition Increases Account No. 704	\$ 4,586,205	\$ 4,586,205

TEXAS TECH UNIVERSITY HEALTH SCIENCES CENTER
(Continued)

Estimated Other Educational and General Income Account No. 770	11,218,185		11,218,185
Subtotal, General Revenue Fund - Dedicated	\$ 15,804,390	\$	15,804,390
Other Funds			
Permanent Health Fund for Higher Education, estimated	\$ 1,550,000	\$	1,550,000
Permanent Endowment Fund, Texas Tech University HSC (Other than El Paso) No. 821, estimated	1,540,000		1,540,000
Subtotal, Other Funds	\$ 3,090,000	\$	3,090,000
Total, Method of Financing	\$ 157,079,032	\$	157,062,353
Items of Appropriation:			
1. Educational and General State Support	\$ 157,079,032	\$	157,062,353
Grand Total, TEXAS TECH UNIVERSITY HEALTH SCIENCES CENTER	\$ 157,079,032	\$	157,062,353

This bill pattern represents an estimated 22.2% of this agency's estimated total available funds for the biennium.

Number of Full-Time-Equivalents (FTE)- Appropriated Funds	1,553.9		1,553.9
--	---------	--	---------

1. Informational Listing of Appropriated Funds. The appropriations made above for Educational and General State Support are subject to the special and general provisions of this Act and include the following amounts for the purposes indicated.

A. Goal: INSTRUCTION/OPERATIONS

Provide Instructional and Operations Support.

A.1.1. Strategy: MEDICAL EDUCATION	\$ 40,518,463		\$ 40,518,463
A.1.2. Strategy: BIOMEDICAL SCIENCES TRAINING Graduate Training in Biomedical Sciences.	2,664,906		2,664,906
A.1.3. Strategy: ALLIED HEALTH PROFESSIONS TRAINING	17,797,581		17,797,581
A.1.4. Strategy: NURSING EDUCATION	25,621,696		25,621,696
A.1.5. Strategy: PHARMACY EDUCATION	17,223,159		17,223,159
A.1.6. Strategy: GRADUATE TRAINING IN PUBLIC HEALTH	1,321,572		1,321,572
A.1.7. Strategy: GRADUATE MEDICAL EDUCATION	2,853,601		2,853,601
A.2.1. Strategy: STAFF GROUP INSURANCE PREMIUMS	\$ 1,697,300	\$	1,697,300
A.2.2. Strategy: WORKERS' COMPENSATION INSURANCE	332,904		332,904
A.3.1. Strategy: TEXAS PUBLIC EDUCATION GRANTS	\$ 1,562,086	\$	1,562,086

Total, Goal A: INSTRUCTION/OPERATIONS	\$ 111,593,268		\$ 111,593,268
--	----------------	--	----------------

B. Goal: PROVIDE RESEARCH SUPPORT

B.1.1. Strategy: RESEARCH ENHANCEMENT	\$ 1,857,567		\$ 1,857,567
---------------------------------------	--------------	--	--------------

C. Goal: PROVIDE INFRASTRUCTURE SUPPORT

C.1.1. Strategy: E&G SPACE SUPPORT	\$ 9,336,454		\$ 9,336,454
C.2.1. Strategy: TUITION REVENUE BOND RETIREMENT	\$ 11,872,890	\$	11,856,212

Total, Goal C: PROVIDE INFRASTRUCTURE SUPPORT	\$ 21,209,344		\$ 21,192,666
--	---------------	--	---------------

D. Goal: PROVIDE NON-FORMULA SUPPORT

D.1. Objective: INSTRUCTION/OPERATION

D.1.1. Strategy: INTEGRATED HEALTH NETWORK	\$ 918,311		\$ 918,311
D.1.2. Strategy: MEDICAL EDUCATION - ODESSA	973,118		973,118
D.1.3. Strategy: PHYSICIAN ASSISTANT PROGRAM	450,363		450,363
D.1.4. Strategy: SCHOOL OF PUBLIC HEALTH	1,007,061		1,007,061

D.2. Objective: RESIDENCY TRAINING

D.2.1. Strategy: FAMILY/COMMUNITY MEDICINE RESIDENCY Family and Community Medicine Residency Training Program.	\$ 374,855		\$ 374,855
D.2.2. Strategy: MIDLAND MEDICAL RESIDENCY Midland Medical Residency.	1,211,309		1,211,309

TEXAS TECH UNIVERSITY HEALTH SCIENCES CENTER
(Continued)

D.3. Objective: RESEARCH			
D.3.1. Strategy: CANCER RESEARCH	\$	1,663,488	\$ 1,663,488
D.4. Objective: HEALTH CARE			
D.4.1. Strategy: RURAL HEALTH CARE	\$	3,208,482	\$ 3,208,482
D.4.2. Strategy: WEST TX AREA HLTH ED CTR (AHEC) West Texas Area Health Education Center (AHEC).		1,824,000	1,824,000
D.5. Objective: INSTITUTIONAL			
D.5.1. Strategy: INSTITUTIONAL ENHANCEMENT	\$	<u>7,697,866</u>	\$ <u>7,697,865</u>
Total, Goal D: PROVIDE NON-FORMULA SUPPORT	\$	19,328,853	\$ 19,328,852
E. Goal: TOBACCO FUNDS			
E.1.1. Strategy: TOBACCO EARNINGS TX TECH UNIV HSC Tobacco Earnings for Texas Tech University Health Sciences Center.	\$	1,540,000	\$ 1,540,000
E.1.2. Strategy: TOBACCO - PERMANENT HEALTH FUND Tobacco Earnings from the Permanent Health Fund for Higher Ed. No. 810.		<u>1,550,000</u>	<u>1,550,000</u>
Total, Goal E: TOBACCO FUNDS	\$	<u>3,090,000</u>	\$ <u>3,090,000</u>
Grand Total, TEXAS TECH UNIVERSITY HEALTH SCIENCES CENTER	\$	<u><u>157,079,032</u></u>	\$ <u><u>157,062,353</u></u>
Object-of-Expense Informational Listing:			
Salaries and Wages	\$	60,108,597	\$ 60,448,422
Other Personnel Costs		3,936,577	3,936,578
Faculty Salaries (Higher Education Only)		61,384,907	62,497,806
Professional Salaries - Faculty Equivalent (Higher Education Only)		833,099	537,752
Professional Fees and Services		3,724,754	3,759,940
Fuels and Lubricants		6,549	0
Consumable Supplies		822,437	888,846
Utilities		2,765,144	2,780,932
Travel		378,647	335,963
Rent - Building		212,167	145,101
Rent - Machine and Other		170,873	93,288
Debt Service		11,872,890	11,856,212
Other Operating Expense		8,539,162	7,638,872
Grants		1,562,086	1,562,086
Capital Expenditures		<u>761,143</u>	<u>580,555</u>
Total, Object-of-Expense Informational Listing	\$	<u><u>157,079,032</u></u>	\$ <u><u>157,062,353</u></u>
Estimated Allocations for Employee Benefits and Debt Service Appropriations Made Elsewhere in this Act:			
<u>Employee Benefits</u>			
Retirement	\$	6,335,950	\$ 6,473,505
Group Insurance		19,742,629	19,742,629
Social Security		<u>10,873,897</u>	<u>11,093,550</u>
Total, Estimated Allocations for Employee Benefits and Debt Service Appropriations Made Elsewhere in this Act	\$	<u><u>36,952,476</u></u>	\$ <u><u>37,309,684</u></u>

2. Performance Measure Targets. The following is a listing of the key performance target levels for the Texas Tech University Health Sciences Center. It is the intent of the Legislature that appropriations made by this Act be utilized in the most efficient and effective manner possible to achieve the intended mission of the Texas Tech University Health Sciences Center. In order to achieve the objectives and service standards established by this Act, the Texas Tech University Health Sciences Center shall make every effort to attain the following designated key performance target levels associated with each item of appropriation.

	<u>2020</u>	<u>2021</u>
A. Goal: INSTRUCTION/OPERATIONS		
Outcome (Results/Impact):		
Percent of Medical School Students Passing Part 1 or Part 2 of the National Licensing Exam on the First Attempt	95%	95%
Percent of Medical School Graduates Practicing Primary Care in Texas	28%	28%
Percent of Medical Residency Completers Practicing in Texas	58%	58%

TEXAS TECH UNIVERSITY HEALTH SCIENCES CENTER
(Continued)

Percent of Allied Health Graduates Passing the Certification/Licensure Exam on the First Attempt	94%	94%
Percent of Allied Health Graduates Who Are Licensed or Certified in Texas	82%	82%
Percent of Bachelor of Science in Nursing Graduates Passing the National Licensing Exam on the First Attempt in Texas	92%	92%
Percent of Bachelor of Science in Nursing Graduates Who Are Licensed in Texas	90%	90%
Percent of Pharmacy School Graduates Passing the National Licensing Exam on the First Attempt	95%	95%
Percent of Pharmacy School Graduates Who Are Licensed in Texas	95%	95%
Administrative (Institutional Support) Cost as a Percent of Total Expenditures	5.6%	5.6%
Percent of Medical School Graduates Practicing in Texas	67%	67%
A.1.1. Strategy: MEDICAL EDUCATION		
Efficiencies:		
Avg Cost of Resident Undergraduate Tuition and Fees for 15 Semester Credit Hours	4,000	4,150
Explanatory:		
Minority Admissions as a Percent of Total First-year Admissions (All Schools)	25%	25%
Minority MD Admissions as a Percent of Total MD Admissions	18%	18%
Percent of Medical School Graduates Entering a Primary Care Residency	50%	50%
Average Student Loan Debt for Medical School Graduates	111,250	116,250
Percent of Medical School Graduates Students with Student Loan Debt	75%	76%
Average Financial Aid Award per Full-time Student	10,500	10,700
Percent of Full-time Students Receiving Financial Aid	85%	86%
A.1.4. Strategy: NURSING EDUCATION		
Explanatory:		
Percent of Master of Science in Nursing Graduates Granted Advanced Practice Status in Texas	65%	65%
A.1.7. Strategy: GRADUATE MEDICAL EDUCATION		
Output (Volume):		
Total Number of MD or DO Residents	510	523
Explanatory:		
Minority MD or DO Residents as a Percent of Total MD or DO Residents	19%	19%

B. Goal: PROVIDE RESEARCH SUPPORT

Outcome (Results/Impact):

Total External Research Expenditures	12,750,000	13,000,000
--------------------------------------	------------	------------

- 3. Appropriation of Costs for Health Care to Inmates.** None of the funds appropriated above shall be expended to provide or support the provision of health care to inmates of the Texas Department of Criminal Justice (TDCJ). It is the intent of the Legislature that all costs for providing health care to inmates of the TDCJ including costs of operating TDCJ hospital facilities in Galveston County and Lubbock County shall be paid from appropriations made to the TDCJ and from any financial reserves from contracts with TDCJ that are held by the university for the correctional health care services. Appropriations made to the TDCJ for the provision of inmate health care services shall be expended in accordance with Government Code, Chapter 501, Subchapter E.
- 4. Estimated Appropriation and Unexpended Balance.** Included in the amounts appropriated above are: (1) estimated appropriations of amounts available for distribution or investment returns out of the Permanent Endowment Fund for the Texas Tech University Health Sciences Center at locations other than El Paso No. 821 and (2) estimated appropriations of the institution's estimated allocation of amounts available for distribution out of the Permanent Health Fund for Higher Education No. 810.
- a. Amounts available for distribution or investment returns in excess of the amounts estimated are also appropriated to the institution. In the event that amounts available for distribution or investment returns are less than the amounts estimated above, this Act may not be construed as appropriating funds to makeup the difference.
 - b. All balances of estimated appropriations from the Permanent Endowment Fund for the Texas Tech University Health Sciences Center at locations other than El Paso No. 821 and of the institution's allocation from the amounts available for distribution out of the Permanent Health Fund for Higher Education No. 810, except for any General Revenue, at the close of the fiscal year ending August 31, 2019, and the income to said fund during the fiscal years

TEXAS TECH UNIVERSITY HEALTH SCIENCES CENTER
(Continued)

beginning September 1, 2019, are hereby appropriated. Any unexpended appropriations made above as of August 31, 2020, are hereby appropriated to the institution for the same purposes for fiscal year 2021.

- 5. Campus Academic Programs.** Texas Tech University Health Sciences Center academic programs at sites recognized as separate campuses by either the Legislature or the Texas Higher Education Coordinating Board shall be eligible for the small class supplement component of the instruction and operations formula, if the individual program is at a remote site, and the multi-campus adjustment component of the space projection model.
- 6. Cancer Research.** Funds appropriated above in Strategy D.3.1, Cancer Research, to the Texas Tech University Health Sciences Center for cancer research is for new research opportunities for clinical trials in rural and underserved areas of Texas. These services shall be delivered in partnership with an established research entity conducting peer-reviewed research in cancer therapy and control. The amount of funds expended by Texas Tech University Health Sciences Center shall be limited to the amounts appropriated in the strategy. The appropriation of the funds is contingent upon the execution of a memorandum of understanding between the health sciences center and an established research entity that conduct peer-reviewed, audited research in cancer therapy and control. Any unexpended balance as of August 31, 2020, is hereby appropriated for the same purposes for fiscal year 2021.
- 7. School of Public Health.** Out of funds appropriated to Texas Tech University Health Sciences Center in Strategy D.1.4, School of Public Health, \$1,007,061 in General Revenue in fiscal year 2020 and \$1,007,061 in General Revenue in fiscal year 2021 will be used for the School of Public Health.
- 8. Contingency for Behavioral Health Funds.** Notwithstanding appropriation authority granted above, the Comptroller of Public Accounts shall not allow the expenditure of General Revenue-Related behavioral health funds for the Texas Tech University Health Sciences Center in Strategy D.4.1, Rural Health Care in fiscal year 2020 or fiscal year 2021, as identified in Art. IX, Sec. 10.04, Statewide Behavioral Health Strategic Plan and Coordinated Expenditures, if the Legislative Budget Board provides notification to the Comptroller of Public Accounts that the agency's planned expenditure of those funds in fiscal year 2020 or fiscal year 2021 does not satisfy the requirements of Art. IX, Sec. 10.04, Statewide Behavioral Health Strategic Plan and Coordinated Expenditures.

TEXAS TECH UNIVERSITY HEALTH SCIENCES CENTER AT EL PASO

	For the Years Ending	
	August 31, 2020	August 31, 2021
Method of Financing:		
General Revenue Fund	\$ 70,254,352	\$ 70,238,744
 <u>General Revenue Fund - Dedicated</u>		
Estimated Board Authorized Tuition Increases Account No. 704	\$ 2,550	\$ 2,550
Estimated Other Educational and General Income Account No. 770	2,968,167	2,968,167
Subtotal, General Revenue Fund - Dedicated	\$ 2,970,717	\$ 2,970,717
 <u>Other Funds</u>		
Permanent Health Fund for Higher Education, estimated	\$ 1,421,450	\$ 1,421,450
Permanent Endowment Fund, Texas Tech University HSC El Paso No. 820, estimated	1,400,000	1,400,000
Subtotal, Other Funds	\$ 2,821,450	\$ 2,821,450
Total, Method of Financing	\$ 76,046,519	\$ 76,030,911

TEXAS TECH UNIVERSITY HEALTH SCIENCES CENTER AT EL PASO
(Continued)

Items of Appropriation:

1. Educational and General State Support	\$ 76,046,519	\$ 76,030,911
Grand Total, TEXAS TECH UNIVERSITY HEALTH SCIENCES CENTER AT EL PASO	<u>\$ 76,046,519</u>	<u>\$ 76,030,911</u>

This bill pattern represents an estimated 28.5% of this agency's estimated total available funds for the biennium.

Number of Full-Time-Equivalents (FTE)- Appropriated Funds	683.8	683.8
--	-------	-------

1. Informational Listing of Appropriated Funds. The appropriations made above for Educational and General State Support are subject to the special and general provisions of this Act and include the following amounts for the purposes indicated.

A. Goal: INSTRUCTION/OPERATIONS

Provide Instructional and Operations Support.

A.1.1. Strategy: MEDICAL EDUCATION	\$ 19,026,966	\$ 19,026,966
A.1.2. Strategy: BIOMEDICAL SCIENCES TRAINING Graduate Training in Biomedical Sciences.	334,298	334,298
A.1.3. Strategy: NURSING EDUCATION	3,588,793	3,588,793
A.1.4. Strategy: GRADUATE MEDICAL EDUCATION	1,534,258	1,534,258
A.2.1. Strategy: STAFF GROUP INSURANCE PREMIUMS	\$ 244,514	\$ 244,514
A.2.2. Strategy: WORKERS' COMPENSATION INSURANCE	110,967	110,967
A.3.1. Strategy: TEXAS PUBLIC EDUCATION GRANTS	<u>\$ 449,027</u>	<u>\$ 449,027</u>
Total, Goal A: INSTRUCTION/OPERATIONS	\$ 25,288,823	\$ 25,288,823

B. Goal: PROVIDE RESEARCH SUPPORT

B.1.1. Strategy: RESEARCH ENHANCEMENT	\$ 1,560,257	\$ 1,560,257
---------------------------------------	--------------	--------------

C. Goal: PROVIDE INFRASTRUCTURE SUPPORT

C.1.1. Strategy: E&G SPACE SUPPORT	\$ 2,878,397	\$ 2,878,397
C.2.1. Strategy: TUITION REVENUE BOND RETIREMENT	<u>\$ 14,061,732</u>	<u>\$ 14,046,124</u>
Total, Goal C: PROVIDE INFRASTRUCTURE SUPPORT	\$ 16,940,129	\$ 16,924,521

D. Goal: PROVIDE NON-FORMULA SUPPORT

D.1. Objective: INSTRUCTION/OPERATION

D.1.1. Strategy: SOUTH TEXAS PROFESSIONAL EDUCATION South Texas Border Region Health Professional Education.	\$ 565,313	\$ 565,313
D.1.2. Strategy: ACADEMIC SUPPORT-BORDER DEVELOPMENT Academic Operations Support - Border Region Development.	272,722	272,722
D.1.3. Strategy: PAUL L. FOSTER SCHOOL OF MEDICINE	15,000,000	15,000,000
D.1.4. Strategy: SCHOOL OF DENTAL MEDICINE Woody L. Hunt School of Dental Medicine.	10,000,000	10,000,000

D.2. Objective: RESIDENCY TRAINING

D.2.1. Strategy: BORDER HEALTH - RESIDENT SUPPORT Border Health Care Support - Resident Support.	\$ 2,667,817	\$ 2,667,817
--	--------------	--------------

D.3. Objective: RESEARCH

D.3.1. Strategy: DIABETES RESEARCH CENTER	\$ 200,408	\$ 200,408
---	------------	------------

D.4. Objective: INSTITUTIONAL

D.4.1. Strategy: INSTITUTIONAL ENHANCEMENT	<u>\$ 729,600</u>	<u>\$ 729,600</u>
--	-------------------	-------------------

Total, Goal D: PROVIDE NON-FORMULA SUPPORT	\$ 29,435,860	\$ 29,435,860
---	----------------------	----------------------

E. Goal: TOBACCO FUNDS

E.1.1. Strategy: TOBACCO EARNINGS TX TECH HSC ELPASO Tobacco Earnings - Texas Tech Univ Health Sciences Center (El Paso).	\$ 1,400,000	\$ 1,400,000
---	--------------	--------------

TEXAS TECH UNIVERSITY HEALTH SCIENCES CENTER AT EL PASO
(Continued)

E.1.2. Strategy: TOBACCO - PERMANENT HEALTH FUND	1,421,450	1,421,450
Tobacco Earnings from the Permanent Health Fund for Higher Ed. No. 810.		

Total, Goal E: TOBACCO FUNDS	\$ 2,821,450	\$ 2,821,450
-------------------------------------	--------------	--------------

Grand Total, TEXAS TECH UNIVERSITY HEALTH SCIENCES CENTER AT EL PASO	\$ 76,046,519	\$ 76,030,911
---	---------------	---------------

Object-of-Expense Informational Listing:

Salaries and Wages	\$ 23,417,235	\$ 24,724,923
Other Personnel Costs	810,007	749,282
Faculty Salaries (Higher Education Only)	19,934,165	21,932,273
Professional Salaries - Faculty Equivalent (Higher Education Only)	214,659	0
Professional Fees and Services	1,258,460	389,817
Fuels and Lubricants	19,598	0
Consumable Supplies	172,953	257,502
Utilities	1,022,415	368,156
Travel	104,721	0
Rent - Building	1,800	0
Rent - Machine and Other	76,843	34,800
Debt Service	14,061,732	14,046,124
Other Operating Expense	14,502,904	13,079,007
Grants	449,027	449,027

Total, Object-of-Expense Informational Listing	\$ 76,046,519	\$ 76,030,911
---	---------------	---------------

Estimated Allocations for Employee Benefits and Debt Service Appropriations Made Elsewhere in this Act:

Employee Benefits

Retirement	\$ 2,591,895	\$ 2,648,611
Group Insurance	5,211,928	5,211,928
Social Security	2,950,316	3,009,912

Total, Estimated Allocations for Employee Benefits and Debt Service Appropriations Made Elsewhere in this Act

	\$ 10,754,139	\$ 10,870,451
--	---------------	---------------

2. Performance Measure Targets. The following is a listing of the key performance target levels for the Texas Tech University Health Sciences Center at El Paso. It is the intent of the Legislature that appropriations made by this Act be utilized in the most efficient and effective manner possible to achieve the intended mission of the Texas Tech University Health Sciences Center at El Paso. In order to achieve the objectives and service standards established by this Act, the Texas Tech University Health Sciences Center at El Paso shall make every effort to attain the following designated key performance target levels associated with each item of appropriation.

	2020	2021
A. Goal: INSTRUCTION/OPERATIONS		
Outcome (Results/Impact):		
Percent of Medical School Students Passing Part 1 or Part 2 of the National Licensing Exam on the First Attempt	95%	95%
Percent of Medical Residency Completers Practicing in Texas	42%	42%
Percent of Bachelor of Science in Nursing Graduates Passing the National Licensing Exam on the First Attempt in Texas	85%	85%
Percent of Bachelor of Science in Nursing Graduates Who Are Licensed in Texas	90%	90%
Administrative (Institutional Support) Cost as a Percent of Total Expenditures	7.16%	7.16%
A.1.1. Strategy: MEDICAL EDUCATION		
Efficiencies:		
Average Cost of Resident Undergraduate Tuition and Fees for 15 Semester Credit Hours	4,060	4,130
Explanatory:		
Minority Admissions as a Percent of Total First-year Admissions (All Schools)	60%	61%
Minority MD Admissions as a Percent of Total MD Admissions	30%	30%
Percent of Medical School Graduates Entering a Primary Care Residency	55%	55%
Average Student Loan Debt for Medical School Graduates	122,200	122,200
Percent of Medical School Graduates with Student Loan Debt	84%	84%

TEXAS TECH UNIVERSITY HEALTH SCIENCES CENTER AT EL PASO
(Continued)

Average Financial Aid Award per Full-time Student	14,100	14,300
Percent of Full-time Students Receiving Financial Aid	89%	89%
A.1.4. Strategy: GRADUATE MEDICAL EDUCATION		
Output (Volume):		
Total Number of MD or DO Residents	255	260
Explanatory:		
Minority MD or DO Residents as a Percent of Total MD or DO Residents	33%	35%

B. Goal: PROVIDE RESEARCH SUPPORT

Outcome (Results/Impact):

Total External Research Expenditures	4,041,000	4,122,000
--------------------------------------	-----------	-----------

3. **El Paso Center for Border Health Research.** Funds appropriated above provide funding for Texas Tech University Health Sciences Center at El Paso's collaboration with the University of Texas at El Paso and The El Paso Center for Border Health Research, a component of the Paso del Norte Regional Health Institute located in the City of El Paso. Funding included above is for research, in areas not limited to, but focusing on and including, infectious diseases such as tuberculosis, Hispanic health issues such as diabetes and hypertension, border environmental health issues such as those associated with water and air quality, and children's health.

4. **Estimated Appropriation and Unexpended Balance.** Included in the amounts appropriated above are: (1) estimated appropriations of amounts available for distribution or investment returns out of the Permanent Endowment Fund for the Texas Tech University Health Sciences Center at El Paso No. 820 and (2) estimated appropriations of the institution's estimated allocation of amounts available for distribution out of the Permanent Health Fund for Higher Education No. 810.
 - a. Amounts available for distribution or investment returns in excess of the amounts estimated are also appropriated to the institution. In the event that amounts available for distribution or investment returns are less than the amounts estimated above, this Act may not be construed as appropriating funds to makeup the difference.
 - b. All balances of estimated appropriations from the Permanent Endowment Fund for the Texas Tech University Health Sciences Center at El Paso No. 820 and of the institution's allocation from the amounts available for distribution out of the Permanent Health Fund for Higher Education No. 810, except for any General Revenue, at the close of the fiscal year ending August 31, 2019, and the income to said fund during the fiscal years beginning September 1, 2019, are hereby appropriated. Any unexpended appropriations made above as of August 31, 2020, are hereby appropriated to the institution for the same purposes for fiscal year 2021.

5. **Campus Academic Programs.** Texas Tech University Health Sciences Center at El Paso academic programs at sites recognized as separate campuses by either the Legislature or the Texas Higher Education Coordinating Board shall be eligible for the small class supplement component of the instruction and operations formula, if the individual program is at a remote site, and the multi-campus adjustment component of the space projection model.

6. **Dental School.** The Texas Tech University Health Sciences Center at El Paso is authorized to initiate curriculum design and development, faculty recruitment, and commencement of organization and other processes necessary to attain accreditation of a four-year dental school. The Texas Tech University Health Sciences Center at El Paso shall seek the support of the El Paso community, El Paso area foundations, units of local government and any other individuals, groups and entities that may support and contribute to the development and establishment of a dental school.

PUBLIC COMMUNITY/JUNIOR COLLEGES

	For the Years Ending	
	August 31, 2020	August 31, 2021
Method of Financing:		
General Revenue Fund	\$ 936,467,516	\$ 931,907,468
Total, Method of Financing	<u>\$ 936,467,516</u>	<u>\$ 931,907,468</u>
Items of Appropriation:		
1. Educational and General State Support	\$ 936,467,516	\$ 931,907,468
Grand Total, PUBLIC COMMUNITY/JUNIOR COLLEGES	<u>\$ 936,467,516</u>	<u>\$ 931,907,468</u>

This bill pattern represents an estimated 24.9% of this agency's estimated total available funds for the biennium.

1. Informational Listing of Appropriated Funds. The appropriations made above for Educational and General State Support are subject to the special and general provisions of this Act and include the following amounts for the purposes indicated.

A. Goal: ALAMO COMMUNITY COLLEGE		
A.1.1. Strategy: CORE OPERATIONS	\$ 680,406	\$ 680,406
A.1.2. Strategy: STUDENT SUCCESS	9,160,109	9,160,109
A.1.3. Strategy: CONTACT HOUR FUNDING	52,933,955	52,933,963
A.2. Objective: NON-FORMULA SUPPORT		
A.2.1. Strategy: VETERAN'S ASSISTANCE CENTERS	<u>\$ 4,058,400</u>	<u>\$ 4,058,400</u>
Total, Goal A: ALAMO COMMUNITY COLLEGE	\$ 66,832,870	\$ 66,832,878
B. Goal: ALVIN COMMUNITY COLLEGE		
B.1.1. Strategy: CORE OPERATIONS	\$ 680,406	\$ 680,406
B.1.2. Strategy: STUDENT SUCCESS	964,083	964,083
B.1.3. Strategy: CONTACT HOUR FUNDING	<u>6,128,147</u>	<u>6,128,147</u>
Total, Goal B: ALVIN COMMUNITY COLLEGE	\$ 7,772,636	\$ 7,772,636
C. Goal: AMARILLO COLLEGE		
C.1.1. Strategy: CORE OPERATIONS	\$ 680,406	\$ 680,406
C.1.2. Strategy: STUDENT SUCCESS	1,716,038	1,716,037
C.1.3. Strategy: CONTACT HOUR FUNDING	<u>12,450,969</u>	<u>12,450,968</u>
Total, Goal C: AMARILLO COLLEGE	\$ 14,847,413	\$ 14,847,411
D. Goal: ANGELINA COLLEGE		
D.1.1. Strategy: CORE OPERATIONS	\$ 680,406	\$ 680,406
D.1.2. Strategy: STUDENT SUCCESS	830,529	830,529
D.1.3. Strategy: CONTACT HOUR FUNDING	5,795,516	5,795,515
D.2. Objective: NON-FORMULA SUPPORT		
D.2.1. Strategy: TEXAS COMMUNITY COLLEGE CONSORTIUM	<u>\$ 1,250,000</u>	<u>\$ 1,250,000</u>
Total, Goal D: ANGELINA COLLEGE	\$ 8,556,451	\$ 8,556,450
E. Goal: AUSTIN COMMUNITY COLLEGE		
E.1.1. Strategy: CORE OPERATIONS	\$ 680,406	\$ 680,406
E.1.2. Strategy: STUDENT SUCCESS	6,599,466	6,599,466
E.1.3. Strategy: CONTACT HOUR FUNDING	37,648,547	37,648,546
E.2. Objective: NON-FORMULA SUPPORT		
E.2.1. Strategy: VIRTUAL COLLEGE OF TEXAS	\$ 438,900	\$ 438,900
E.2.2. Strategy: TX INNOVATIVE ADULT CAREER ED GRANT	<u>4,560,000</u>	<u>UB</u>
Texas Innovative Adult Career Education Grant Program.		
Total, Goal E: AUSTIN COMMUNITY COLLEGE	\$ 49,927,319	\$ 45,367,318
F. Goal: BLINN COLLEGE		
F.1.1. Strategy: CORE OPERATIONS	\$ 680,406	\$ 680,406
F.1.2. Strategy: STUDENT SUCCESS	3,862,501	3,862,500
F.1.3. Strategy: CONTACT HOUR FUNDING	19,921,813	19,921,813

PUBLIC COMMUNITY/JUNIOR COLLEGES
(Continued)

F.2. Objective: NON-FORMULA SUPPORT		
F.2.1. Strategy: STAR OF THE REPUBLIC MUSEUM	\$ 410,400	\$ 410,400
Total, Goal F: BLINN COLLEGE	\$ 24,875,120	\$ 24,875,119
G. Goal: BRAZOSPORT COLLEGE		
G.1.1. Strategy: BACHELOR OF APPLIED TECHNOLOGY	\$ 194,426	\$ 194,426
G.1.2. Strategy: CORE OPERATIONS	680,406	680,406
G.1.3. Strategy: STUDENT SUCCESS	646,022	646,021
G.1.4. Strategy: CONTACT HOUR FUNDING	3,969,541	3,969,541
G.2.1. Strategy: CATALYST PROGRAM	<u>\$ 500,000</u>	<u>\$ 500,000</u>
Total, Goal G: BRAZOSPORT COLLEGE	\$ 5,990,395	\$ 5,990,394
H. Goal: CENTRAL TEXAS COLLEGE		
H.1.1. Strategy: CORE OPERATIONS	\$ 680,406	\$ 680,406
H.1.2. Strategy: STUDENT SUCCESS	2,035,846	2,035,846
H.1.3. Strategy: CONTACT HOUR FUNDING	<u>13,664,588</u>	<u>13,664,587</u>
Total, Goal H: CENTRAL TEXAS COLLEGE	\$ 16,380,840	\$ 16,380,839
I. Goal: CISCO JUNIOR COLLEGE		
I.1.1. Strategy: CORE OPERATIONS	\$ 680,406	\$ 680,406
I.1.2. Strategy: STUDENT SUCCESS	604,688	604,687
I.1.3. Strategy: CONTACT HOUR FUNDING	<u>4,067,741</u>	<u>4,067,741</u>
Total, Goal I: CISCO JUNIOR COLLEGE	\$ 5,352,835	\$ 5,352,834
J. Goal: CLARENDON COLLEGE		
J.1.1. Strategy: CORE OPERATIONS	\$ 680,406	\$ 680,406
J.1.2. Strategy: STUDENT SUCCESS	286,517	286,516
J.1.3. Strategy: CONTACT HOUR FUNDING	<u>1,966,370</u>	<u>1,966,370</u>
Total, Goal J: CLARENDON COLLEGE	\$ 2,933,293	\$ 2,933,292
K. Goal: COASTAL BEND COLLEGE		
K.1.1. Strategy: CORE OPERATIONS	\$ 680,406	\$ 680,406
K.1.2. Strategy: STUDENT SUCCESS	730,655	730,655
K.1.3. Strategy: CONTACT HOUR FUNDING	4,934,085	4,934,085
K.1.4. Strategy: FORMULA HOLD HARMLESS	<u>459,383</u>	<u>459,383</u>
Total, Goal K: COASTAL BEND COLLEGE	\$ 6,804,529	\$ 6,804,529
L. Goal: COLLEGE OF THE MAINLAND		
L.1.1. Strategy: CORE OPERATIONS	\$ 680,406	\$ 680,406
L.1.2. Strategy: STUDENT SUCCESS	726,292	726,292
L.1.3. Strategy: CONTACT HOUR FUNDING	<u>5,126,739</u>	<u>5,126,738</u>
Total, Goal L: COLLEGE OF THE MAINLAND	\$ 6,533,437	\$ 6,533,436
M. Goal: COLLIN COUNTY COMMUNITY COLLEGE		
M.1.1. Strategy: CORE OPERATIONS	\$ 680,406	\$ 680,406
M.1.2. Strategy: STUDENT SUCCESS	4,946,247	4,946,247
M.1.3. Strategy: CONTACT HOUR FUNDING	<u>34,207,367</u>	<u>34,207,366</u>
Total, Goal M: COLLIN COUNTY COMMUNITY COLLEGE	\$ 39,834,020	\$ 39,834,019
N. Goal: DALLAS COUNTY COMMUNITY COLLEGE		
N.1.1. Strategy: CORE OPERATIONS	\$ 680,406	\$ 680,406
N.1.2. Strategy: STUDENT SUCCESS	10,475,427	10,475,426
N.1.3. Strategy: CONTACT HOUR FUNDING	83,339,382	83,339,382
N.2. Objective: NON-FORMULA SUPPORT		
N.2.1. Strategy: SMALL BUSINESS DEVELOPMENT CENTER	\$ 1,635,385	\$ 1,635,385
N.2.2. Strategy: STARLINK	<u>292,938</u>	<u>292,938</u>
Total, Goal N: DALLAS COUNTY COMMUNITY COLLEGE	\$ 96,423,538	\$ 96,423,537

PUBLIC COMMUNITY/JUNIOR COLLEGES
(Continued)

O. Goal: DEL MAR COLLEGE		
O.1.1. Strategy: CORE OPERATIONS	\$ 680,406	\$ 680,406
O.1.2. Strategy: STUDENT SUCCESS	1,624,493	1,624,492
O.1.3. Strategy: CONTACT HOUR FUNDING	<u>14,174,572</u>	<u>14,174,571</u>
Total, Goal O: DEL MAR COLLEGE	\$ 16,479,471	\$ 16,479,469
P. Goal: EL PASO COMMUNITY COLLEGE		
P.1.1. Strategy: CORE OPERATIONS	\$ 680,406	\$ 680,406
P.1.2. Strategy: STUDENT SUCCESS	4,776,052	4,776,051
P.1.3. Strategy: CONTACT HOUR FUNDING	<u>26,649,523</u>	<u>26,649,522</u>
Total, Goal P: EL PASO COMMUNITY COLLEGE	\$ 32,105,981	\$ 32,105,979
Q. Goal: FRANK PHILLIPS COLLEGE		
Q.1.1. Strategy: CORE OPERATIONS	\$ 680,406	\$ 680,406
Q.1.2. Strategy: STUDENT SUCCESS	269,335	269,335
Q.1.3. Strategy: CONTACT HOUR FUNDING	<u>1,588,800</u>	<u>1,588,800</u>
Total, Goal Q: FRANK PHILLIPS COLLEGE	\$ 2,538,541	\$ 2,538,541
R. Goal: GALVESTON COLLEGE		
R.1.1. Strategy: CORE OPERATIONS	\$ 680,406	\$ 680,406
R.1.2. Strategy: STUDENT SUCCESS	389,665	389,665
R.1.3. Strategy: CONTACT HOUR FUNDING	<u>3,538,300</u>	<u>3,538,299</u>
Total, Goal R: GALVESTON COLLEGE	\$ 4,608,371	\$ 4,608,370
S. Goal: GRAYSON COUNTY COLLEGE		
S.1.1. Strategy: CORE OPERATIONS	\$ 680,406	\$ 680,406
S.1.2. Strategy: STUDENT SUCCESS	684,317	684,317
S.1.3. Strategy: CONTACT HOUR FUNDING	5,408,215	5,408,215
S.2. Objective: NON-FORMULA SUPPORT		
S.2.1. Strategy: TV MUNSON VITICULTURE&ENOLOGY CNTR	<u>\$ 319,200</u>	<u>\$ 319,200</u>
NonForm. Spt. Instructional T.V. Munson Viticulture and Enology Center.		
Total, Goal S: GRAYSON COUNTY COLLEGE	\$ 7,092,138	\$ 7,092,138
T. Goal: HILL COLLEGE		
T.1.1. Strategy: CORE OPERATIONS	\$ 680,406	\$ 680,406
T.1.2. Strategy: STUDENT SUCCESS	750,132	750,132
T.1.3. Strategy: CONTACT HOUR FUNDING	5,335,440	5,335,439
T.2. Objective: NON-FORMULA SUPPORT		
T.2.1. Strategy: HERITAGE MUSEUM/GENEALOGY CENTER	<u>\$ 325,128</u>	<u>\$ 325,128</u>
Heritage Museum and Genealogy Center.		
Total, Goal T: HILL COLLEGE	\$ 7,091,106	\$ 7,091,105
U. Goal: HOUSTON COMMUNITY COLLEGE		
U.1.1. Strategy: CORE OPERATIONS	\$ 680,406	\$ 680,406
U.1.2. Strategy: STUDENT SUCCESS	8,170,482	8,170,481
U.1.3. Strategy: CONTACT HOUR FUNDING	58,475,067	58,475,066
U.2. Objective: NON-FORMULA SUPPORT		
U.2.1. Strategy: RGNL RESP EMERGENCY TRAINING CENTER	<u>\$ 1,250,000</u>	<u>\$ 1,250,000</u>
Regional Response Emergency Training Center.		
Total, Goal U: HOUSTON COMMUNITY COLLEGE	\$ 68,575,955	\$ 68,575,953
V. Goal: HOWARD COLLEGE		
V.1.1. Strategy: CORE OPERATIONS	\$ 680,406	\$ 680,406
V.1.2. Strategy: STUDENT SUCCESS	620,899	620,899
V.1.3. Strategy: CONTACT HOUR FUNDING	5,543,175	5,543,174
V.2. Objective: NON-FORMULA SUPPORT		
V.2.1. Strategy: SOUTHWEST INSTITUTE FOR THE DEAF	<u>\$ 3,326,403</u>	<u>\$ 3,326,403</u>
Southwest Collegiate Institute for the Deaf.		
Total, Goal V: HOWARD COLLEGE	\$ 10,170,883	\$ 10,170,882

PUBLIC COMMUNITY/JUNIOR COLLEGES
(Continued)

W. Goal: KILGORE COLLEGE		
W.1.1. Strategy: CORE OPERATIONS	\$ 680,406	\$ 680,406
W.1.2. Strategy: STUDENT SUCCESS	960,454	960,454
W.1.3. Strategy: CONTACT HOUR FUNDING	7,527,457	7,527,456
W.1.4. Strategy: FORMULA HOLD HARMLESS	<u>73,954</u>	<u>73,954</u>
Total, Goal W: KILGORE COLLEGE	\$ 9,242,271	\$ 9,242,270
X. Goal: LAREDO COMMUNITY COLLEGE		
X.1.1. Strategy: CORE OPERATIONS	\$ 680,406	\$ 680,406
X.1.2. Strategy: STUDENT SUCCESS	1,434,745	1,434,744
X.1.3. Strategy: CONTACT HOUR FUNDING	9,232,776	9,232,776
X.2. Objective: NON-FORMULA SUPPORT		
X.2.1. Strategy: IMPORT/EXPORT TRNG CTR	\$ 148,594	\$ 148,594
Regional Import/Export Training Center.		
Total, Goal X: LAREDO COMMUNITY COLLEGE	\$ 11,496,521	\$ 11,496,520
Y. Goal: LEE COLLEGE		
Y.1.1. Strategy: CORE OPERATIONS	\$ 680,406	\$ 680,406
Y.1.2. Strategy: STUDENT SUCCESS	1,150,346	1,150,345
Y.1.3. Strategy: CONTACT HOUR FUNDING	<u>8,593,687</u>	<u>8,593,686</u>
Total, Goal Y: LEE COLLEGE	\$ 10,424,439	\$ 10,424,437
Z. Goal: LONE STAR COLLEGE SYSTEM		
Z.1.1. Strategy: CORE OPERATIONS	\$ 680,406	\$ 680,406
Z.1.2. Strategy: STUDENT SUCCESS	10,180,733	10,180,732
Z.1.3. Strategy: CONTACT HOUR FUNDING	<u>67,796,794</u>	<u>67,796,794</u>
Total, Goal Z: LONE STAR COLLEGE SYSTEM	\$ 78,657,933	\$ 78,657,932
AA. Goal: MCLENNAN COMMUNITY COLLEGE		
AA.1.1. Strategy: CORE OPERATIONS	\$ 680,406	\$ 680,406
AA.1.2. Strategy: STUDENT SUCCESS	1,416,778	1,416,778
AA.1.3. Strategy: CONTACT HOUR FUNDING	<u>10,403,331</u>	<u>10,403,331</u>
Total, Goal AA: MCLENNAN COMMUNITY COLLEGE	\$ 12,500,515	\$ 12,500,515
AB. Goal: MIDLAND COLLEGE		
AB.1.1. Strategy: BACHELOR OF APPLIED TECHNOLOGY	\$ 92,779	\$ 92,779
AB.1.2. Strategy: CORE OPERATIONS	680,406	680,406
AB.1.3. Strategy: STUDENT SUCCESS	838,614	838,613
AB.1.4. Strategy: CONTACT HOUR FUNDING	5,672,780	5,672,779
AB.1.5. Strategy: FORMULA HOLD HARMLESS	441,132	441,132
AB.2. Objective: NON-FORMULA SUPPORT		
AB.2.1. Strategy: PERMIAN BASIN PETROLEUM MUSEUM	<u>\$ 324,057</u>	<u>\$ 324,056</u>
Total, Goal AB: MIDLAND COLLEGE	\$ 8,049,768	\$ 8,049,765
AC. Goal: NAVARRO COLLEGE		
AC.1.1. Strategy: CORE OPERATIONS	\$ 680,406	\$ 680,406
AC.1.2. Strategy: STUDENT SUCCESS	1,529,252	1,529,251
AC.1.3. Strategy: CONTACT HOUR FUNDING	<u>11,153,177</u>	<u>11,153,176</u>
Total, Goal AC: NAVARRO COLLEGE	\$ 13,362,835	\$ 13,362,833
AD. Goal: NORTH CENTRAL TEXAS COLLEGE		
AD.1.1. Strategy: CORE OPERATIONS	\$ 680,406	\$ 680,406
AD.1.2. Strategy: STUDENT SUCCESS	1,497,378	1,497,378
AD.1.3. Strategy: CONTACT HOUR FUNDING	<u>9,546,052</u>	<u>9,546,052</u>
Total, Goal AD: NORTH CENTRAL TEXAS COLLEGE	\$ 11,723,836	\$ 11,723,836
AE. Goal: NORTHEAST TEXAS COMMUNITY COLLEGE		
AE.1.1. Strategy: CORE OPERATIONS	\$ 680,406	\$ 680,406
AE.1.2. Strategy: STUDENT SUCCESS	513,675	513,674
AE.1.3. Strategy: CONTACT HOUR FUNDING	<u>3,773,678</u>	<u>3,773,678</u>
Total, Goal AE: NORTHEAST TEXAS COMMUNITY COLLEGE	\$ 4,967,759	\$ 4,967,758

PUBLIC COMMUNITY/JUNIOR COLLEGES
(Continued)

AF. Goal: ODESSA COLLEGE		
AF.1.1. Strategy: CORE OPERATIONS	\$ 680,406	\$ 680,406
AF.1.2. Strategy: STUDENT SUCCESS	920,842	920,842
AF.1.3. Strategy: CONTACT HOUR FUNDING	<u>8,040,322</u>	<u>8,040,321</u>
Total, Goal AF: ODESSA COLLEGE	\$ 9,641,570	\$ 9,641,569
AG. Goal: PANOLA COLLEGE		
AG.1.1. Strategy: CORE OPERATIONS	\$ 680,406	\$ 680,406
AG.1.2. Strategy: STUDENT SUCCESS	448,467	448,467
AG.1.3. Strategy: CONTACT HOUR FUNDING	<u>3,732,910</u>	<u>3,732,909</u>
Total, Goal AG: PANOLA COLLEGE	\$ 4,861,783	\$ 4,861,782
AH. Goal: PARIS JUNIOR COLLEGE		
AH.1.1. Strategy: CORE OPERATIONS	\$ 680,406	\$ 680,406
AH.1.2. Strategy: STUDENT SUCCESS	930,927	930,926
AH.1.3. Strategy: CONTACT HOUR FUNDING	<u>6,330,320</u>	<u>6,330,319</u>
Total, Goal AH: PARIS JUNIOR COLLEGE	\$ 7,941,653	\$ 7,941,651
AI. Goal: RANGER COLLEGE		
AI.1.1. Strategy: CORE OPERATIONS	\$ 680,406	\$ 680,406
AI.1.2. Strategy: STUDENT SUCCESS	411,969	411,969
AI.1.3. Strategy: CONTACT HOUR FUNDING	<u>2,770,716</u>	<u>2,770,715</u>
Total, Goal AI: RANGER COLLEGE	\$ 3,863,091	\$ 3,863,090
AJ. Goal: SAN JACINTO COLLEGE		
AJ.1.1. Strategy: CORE OPERATIONS	\$ 680,406	\$ 680,406
AJ.1.2. Strategy: STUDENT SUCCESS	5,185,675	5,185,675
AJ.1.3. Strategy: CONTACT HOUR FUNDING	<u>36,213,885</u>	<u>36,213,885</u>
Total, Goal AJ: SAN JACINTO COLLEGE	\$ 42,079,966	\$ 42,079,966
AK. Goal: SOUTH PLAINS COLLEGE		
AK.1.1. Strategy: CORE OPERATIONS	\$ 680,406	\$ 680,406
AK.1.2. Strategy: STUDENT SUCCESS	1,553,581	1,553,580
AK.1.3. Strategy: CONTACT HOUR FUNDING	<u>11,153,712</u>	<u>11,153,712</u>
Total, Goal AK: SOUTH PLAINS COLLEGE	\$ 13,387,699	\$ 13,387,698
AL. Goal: SOUTH TEXAS COLLEGE		
AL.1.1. Strategy: BACHELOR OF APPLIED TECHNOLOGY	\$ 1,307,616	\$ 1,307,616
AL.1.2. Strategy: CORE OPERATIONS	680,406	680,406
AL.1.3. Strategy: STUDENT SUCCESS	5,346,394	5,346,393
AL.1.4. Strategy: CONTACT HOUR FUNDING	<u>34,837,645</u>	<u>34,837,644</u>
Total, Goal AL: SOUTH TEXAS COLLEGE	\$ 42,172,061	\$ 42,172,059
AM. Goal: SOUTHWEST TEXAS JUNIOR COLLEGE		
AM.1.1. Strategy: CORE OPERATIONS	\$ 680,406	\$ 680,406
AM.1.2. Strategy: STUDENT SUCCESS	1,036,666	1,036,665
AM.1.3. Strategy: CONTACT HOUR FUNDING	<u>6,745,638</u>	<u>6,745,638</u>
Total, Goal AM: SOUTHWEST TEXAS JUNIOR COLLEGE	\$ 8,462,710	\$ 8,462,709
AN. Goal: TARRANT COUNTY COLLEGE		
AN.1.1. Strategy: CORE OPERATIONS	\$ 680,406	\$ 680,406
AN.1.2. Strategy: STUDENT SUCCESS	8,250,769	8,250,769
AN.1.3. Strategy: CONTACT HOUR FUNDING	<u>47,900,537</u>	<u>47,900,536</u>
Total, Goal AN: TARRANT COUNTY COLLEGE	\$ 56,831,712	\$ 56,831,711
AO. Goal: TEMPLE COLLEGE		
AO.1.1. Strategy: CORE OPERATIONS	\$ 680,406	\$ 680,406
AO.1.2. Strategy: STUDENT SUCCESS	871,011	871,010
AO.1.3. Strategy: CONTACT HOUR FUNDING	<u>5,471,043</u>	<u>5,471,042</u>
Total, Goal AO: TEMPLE COLLEGE	\$ 7,022,460	\$ 7,022,458

PUBLIC COMMUNITY/JUNIOR COLLEGES
(Continued)

AP. Goal: TEXARKANA COLLEGE		
AP.1.1. Strategy: CORE OPERATIONS	\$ 680,406	\$ 680,406
AP.1.2. Strategy: STUDENT SUCCESS	796,833	796,832
AP.1.3. Strategy: CONTACT HOUR FUNDING	<u>6,007,201</u>	<u>6,007,200</u>
Total, Goal AP: TEXARKANA COLLEGE	\$ 7,484,440	\$ 7,484,438
AQ. Goal: TEXAS SOUTHMOST COLLEGE		
AQ.1.1. Strategy: CORE OPERATIONS	\$ 680,406	\$ 680,406
AQ.1.2. Strategy: STUDENT SUCCESS	762,301	762,300
AQ.1.3. Strategy: CONTACT HOUR FUNDING	<u>5,606,099</u>	<u>5,606,098</u>
Total, Goal AQ: TEXAS SOUTHMOST COLLEGE	\$ 7,048,806	\$ 7,048,804
AR. Goal: TRINITY VALLEY COMMUNITY COLLEGE		
AR.1.1. Strategy: CORE OPERATIONS	\$ 680,406	\$ 680,406
AR.1.2. Strategy: STUDENT SUCCESS	1,373,732	1,373,731
AR.1.3. Strategy: CONTACT HOUR FUNDING	<u>9,872,679</u>	<u>9,872,679</u>
Total, Goal AR: TRINITY VALLEY COMMUNITY COLLEGE	\$ 11,926,817	\$ 11,926,816
AS. Goal: TYLER JUNIOR COLLEGE		
AS.1.1. Strategy: BACHELOR OF APPLIED TECHNOLOGY	\$ 20,027	\$ 20,027
AS.1.2. Strategy: CORE OPERATIONS	680,406	680,406
AS.1.3. Strategy: STUDENT SUCCESS	1,989,922	1,989,921
AS.1.4. Strategy: CONTACT HOUR FUNDING	<u>15,391,039</u>	<u>15,391,038</u>
Total, Goal AS: TYLER JUNIOR COLLEGE	\$ 18,081,394	\$ 18,081,392
AT. Goal: VERNON COLLEGE		
AT.1.1. Strategy: CORE OPERATIONS	\$ 680,406	\$ 680,406
AT.1.2. Strategy: STUDENT SUCCESS	543,725	543,725
AT.1.3. Strategy: CONTACT HOUR FUNDING	<u>4,114,319</u>	<u>4,114,318</u>
Total, Goal AT: VERNON COLLEGE	\$ 5,338,450	\$ 5,338,449
AU. Goal: VICTORIA COLLEGE		
AU.1.1. Strategy: CORE OPERATIONS	\$ 680,406	\$ 680,406
AU.1.2. Strategy: STUDENT SUCCESS	649,676	649,675
AU.1.3. Strategy: CONTACT HOUR FUNDING	<u>4,204,979</u>	<u>4,204,978</u>
Total, Goal AU: VICTORIA COLLEGE	\$ 5,535,061	\$ 5,535,059
AV. Goal: WEATHERFORD COLLEGE		
AV.1.1. Strategy: CORE OPERATIONS	\$ 680,406	\$ 680,406
AV.1.2. Strategy: STUDENT SUCCESS	967,298	967,298
AV.1.3. Strategy: CONTACT HOUR FUNDING	<u>7,411,974</u>	<u>7,411,974</u>
Total, Goal AV: WEATHERFORD COLLEGE	\$ 9,059,678	\$ 9,059,678
AW. Goal: WESTERN TEXAS COLLEGE		
AW.1.1. Strategy: CORE OPERATIONS	\$ 680,406	\$ 680,406
AW.1.2. Strategy: STUDENT SUCCESS	401,471	401,471
AW.1.3. Strategy: CONTACT HOUR FUNDING	<u>2,847,985</u>	<u>2,847,984</u>
Total, Goal AW: WESTERN TEXAS COLLEGE	\$ 3,929,862	\$ 3,929,861
AX. Goal: WHARTON COUNTY JUNIOR COLLEGE		
AX.1.1. Strategy: CORE OPERATIONS	\$ 680,406	\$ 680,406
AX.1.2. Strategy: STUDENT SUCCESS	1,315,039	1,315,039
AX.1.3. Strategy: CONTACT HOUR FUNDING	<u>7,649,839</u>	<u>7,649,838</u>
Total, Goal AX: WHARTON COUNTY JUNIOR COLLEGE	\$ 9,645,284	\$ 9,645,283
Grand Total, PUBLIC COMMUNITY/JUNIOR COLLEGES	<u>\$ 936,467,516</u>	<u>\$ 931,907,468</u>
Object-of-Expense Informational Listing:		
Salaries and Wages	\$ 536,597,592	\$ 536,597,546
Other Personnel Costs	917,601	917,601
Faculty Salaries (Higher Education Only)	375,358,623	375,358,625

PUBLIC COMMUNITY/JUNIOR COLLEGES
(Continued)

Consumable Supplies	55,131	55,131
Utilities	242,703	242,703
Other Operating Expense	13,524,816	13,524,812
Client Services	438,900	438,900
Grants	5,060,000	500,000
Capital Expenditures	4,272,150	4,272,150

Total, Object-of-Expense Informational Listing \$ 936,467,516 \$ 931,907,468

Estimated Allocations for Employee Benefits and Debt Service Appropriations Made Elsewhere in this Act:

Employee Benefits

Retirement	\$ 84,284,008	\$ 87,985,078
Group Insurance	178,406,837	186,532,234

Total, Estimated Allocations for Employee Benefits and Debt Service Appropriations Made Elsewhere in this Act \$ 262,690,845 \$ 274,517,312

2. Administration of Appropriated Funds. Funds appropriated above shall be administered by the Texas Higher Education Coordinating Board.

3. Appropriation Eligibility. To be eligible for and to receive an appropriation a public community/junior college must be certified as required by Education Code, Chapter 61, §61.063, and comply with the following provisions:

- a. The Texas Higher Education Coordinating Board shall 1) determine whether each eligible public community/junior college has complied with all the provisions of this section; 2) determine each college's list of approved courses; and 3) certify its findings and such lists to the State Auditor not later than October 1 of each fiscal year. Each public community/junior college shall make such reports to the Texas Higher Education Coordinating Board as may be required, classified in accordance with the rules and regulations issued by the Board.
- b. On or before the dates for reporting official enrollments each semester to the Texas Higher Education Coordinating Board, each college will collect in full from each student that is to be counted for state aid purposes the amounts set as tuition by the respective governing boards. Valid contracts with the United States government for instruction of eligible military personnel, and valid contracts with private business and public service-type organizations or institutions such as hospitals, may be considered as collections thereunder, but subject to adjustments after final payment thereof. Financial aid awards processed by the financial aid office but not yet issued to the student shall be considered as collections thereunder but subject to adjustments after final payment thereof.
- c. Each community/junior college must use a registration and financial reporting system which is sufficient to satisfy the audit requirements of the State Auditor and furnish any reports and information as the auditor may require.
- d. Each community/junior college must file by December 1 of each fiscal year directly with the Governor, Legislative Budget Board, the Legislative Reference Library, and the Texas Higher Education Coordinating Board, a copy of an annual operating budget, and subsequent amendments thereto, approved by the community/junior college governing board. The operating budget shall be in such form and manner as may be prescribed by the board and/or agency with the advice of the State Auditor providing, however, that each report include departmental operating budgets by function.

4. Audit of Compliance. The compliance of each public community/junior college with the requirements set forth in the paragraphs above shall be ascertained by the State Auditor who shall also audit the pertinent books and records of each college as necessary.

5. Vouchers for Disbursement of Appropriated Funds. Vouchers for disbursement of the sums appropriated hereinabove shall be prepared by the Texas Higher Education Coordinating Board on the basis of the provisions in the paragraphs above and the warrants issued in payment thereof shall be issued in compliance with Education Code, §130.0031.

Funds appropriated above to Howard County College for the operation of the Southwest Collegiate Institute for the Deaf shall be distributed in accordance with the installment schedule for Category 1 junior colleges.

PUBLIC COMMUNITY/JUNIOR COLLEGES
(Continued)

The total amount of funds appropriated above in each year of the biennium to Midland College in Strategy AB.2.1, Permian Basin Petroleum Museum, should be distributed on September 1 of the year funds are appropriated. Prior to the disbursement of any state funds, Midland College shall implement a grant agreement with Permian Basin Petroleum Museum specifying the use of funds, and that funds shall be spent according to state law and the General Appropriations Act.

In submitting vouchers for disbursement of the funds herein appropriated, the Texas Higher Education Coordinating Board, shall certify to the State Comptroller of Public Accounts that each school listed has qualified and is entitled to receive such funds under the provisions set forth in this Act under the heading "Public Community/Junior Colleges."

- 6. Unobligated Balances.** At the close of each fiscal year each community/junior college shall report to the Coordinating Board the amount of state allocations which have not been obligated within each line item and shall return that amount to the State Treasury for deposit in the General Revenue Fund.
- 7. Adjustment of Contact Hours.** Texas Higher Education Coordinating Board is authorized to review the accuracy of the contact hour data reported to the Coordinating Board by community college districts. In the event of data reporting errors, the Coordinating Board is authorized to adjust the fiscal year's formula appropriations as necessary to reflect the corrected data elements.
- 8. Separation of Funds.** The funds appropriated by the State shall be maintained separately by community/junior colleges from other sources of income.
- 9. Supplanting of Federal Funds Prohibited.** State funds shall not be used to supplant federal funds for the Workforce Investment Act programs conducted by community/junior colleges.
- 10. Residency of Texas Department of Criminal Justice Inmates.** All inmates of the Texas Department of Criminal Justice are, for educational funding purposes in this Act only, residents of the State of Texas.
- 11. Informational Listing of Other Appropriations.** In addition to the funds appropriated above, General Revenue is appropriated elsewhere in this Act for the use of the Public Community/Junior Colleges as follows:
 - a. Out of the General Revenue funds appropriated to the Higher Education Employees Group Insurance Contributions, \$368,189,474 is intended for the use of public community colleges, subject to the provisions associated with that appropriation.
 - b. Out of the General Revenue funds appropriated to the Teacher Retirement System, an estimated \$139,889,901 is appropriated for the state matching contribution for public community college employees.
 - c. Out of the General Revenue funds appropriated to the Optional Retirement Program, an estimated \$32,379,185 is appropriated for the state matching contribution for public community college employees.
- 12. Financial Information Reporting Requirement.** Each community college shall provide to the Texas Higher Education Coordinating Board financial data related to the operation of each community college using the specific content and format prescribed by the Coordinating Board. Each community college shall provide the report no later than January 1st of each year.

The Coordinating Board shall provide an annual report due on May 1 to the Legislative Budget Board and Governor's Office about the financial condition of the state's community college districts.
- 13. Limitations of Formula Funding Contact Hours.** To control costs and limit General Revenue formula appropriations contact hours related to a course for which a student is generating formula funding for the third time shall be excluded from being counted in the hours reported by the Higher Education Coordinating Board to the Legislative Budget Board for formula funding.
- 14. Approved Elements of Expenditure and Non-formula Support Item Expenditures.** The expenditures by a public community/junior college of any funds received by it under these provisions headed "Public Community/Junior Colleges" shall be limited to the payment of the

PUBLIC COMMUNITY/JUNIOR COLLEGES
(Continued)

following elements of cost: instruction, academic support, student services, institutional support, organized activities, and staff benefits associated with salaries paid from general revenue. It is specifically provided, however, that in addition to the purposes enumerated herein, the funds appropriated above for non-formula support items may be expended for salaries, wages, travel, capital outlay and other necessary operating expenses. It is specifically provided that funds appropriated above may not be used for the operation of intercollegiate athletics.

15. **Funding for StarLink at Dallas Community College.** Funds identified above in Strategy N.2.2, StarLink, are to be used for the sole purpose of supporting the StarLink program and are subject to the provisions of Rider 3 and Rider 14 in this bill pattern.
16. **Funding for the Virtual College of Texas at Austin Community College.** Funds identified above in Strategy E.2.1, Virtual College of Texas, are to be used for the sole purpose of supporting the Virtual College of Texas and are subject to the provisions of Rider 3 and Rider 14 in this bill pattern.
17. **Promote Educational Programs.** Out of the funds appropriated above for Strategy F.2.1, Star of the Republic Museum, \$50,000 in General Revenue funds in each year of the 2020-21 biennium may be used to promote educational and public awareness programs at Washington-on-the-Brazos State Historic Park, Star of the Republic Museum, and Barrington Living History Farm.
18. **Appropriations for the Bachelor of Applied Technology Program.** The amounts appropriated above in Strategies G.1.1, AB.1.1, AL.1.1, and AS.1.1, are exclusively for the purpose of providing state contributions to each affected district's Bachelor of Applied Technology program.
19. **Instruction and Administration Funding (Outcomes-Based Model).** Formula funding is allocated among Public Community/Junior Colleges based upon certified contact hours generated in the previous academic year. Formula funding is allocated based on each community college's points earned from a three-year average of student completion of the following metrics:

<u>Metric</u>	<u>Points</u>
Student successfully completes developmental education in mathematics	1.0
Student successfully completes developmental education in reading	0.5
Student successfully completes developmental education in writing	0.5
Student completes first college-level mathematics course with a grade of "C" or better	1.0
Student completes first college-level course designated as reading intensive with a grade of "C" or better	0.5
Student completes first college-level course designated as writing intensive with a grade of "C" or better	0.5
Student successfully completes first 15 semester credit hours at the institution	1.0
Student successfully completes first 30 semester credit hours at the institution	1.0
Student transfers to a General Academic Institution after successfully completing at least 15 semester credit hours at the community college, or a student in a structured co-enrollment program successfully completing at least 15 semester credit hours at the community college.	2.0
Student receives from the institution an associate's degree, a Bachelor's degree, or a certificate recognized for this purpose by the Coordinating Board in a field other than a critical field, such as Science, Technology, Engineering and Mathematics (STEM), or Allied Health.	2.0
Student receives from the institution an associate's degree, a Bachelor's degree, or a certificate recognized for this purpose by the Coordinating Board in a critical field, including the fields of Science, Technology, Engineering or Mathematics (STEM), or Allied Health.	2.25

PUBLIC COMMUNITY/JUNIOR COLLEGES
(Continued)

It is the intent of the Legislature that the success points earned for the following metrics shall be revised as follows in the 2022-23 General Appropriations Act:

- a. 'Student transfers to a General Academic Institution after successfully completing at least 15 semester credit hours at the community college, or a student in a structured co-enrollment program successfully completing at least 15 semester credit hours at the community college' shall be revised to 2.75 points.
 - b. 'Student receives from the institution an associate's degree, a Bachelor's degree, or a certificate recognized for this purpose by the Coordinating Board in a field other than a critical field, such as Science, Technology, Engineering and Mathematics (STEM), or Allied Health' shall be revised to 1.2 points.
 - c. 'Student receives from the institution an associate's degree, a Bachelor's degree, or a certificate recognized for this purpose by the Coordinating Board in a critical field, including the fields of Science, Technology, Engineering and Mathematics (STEM), or Allied Health' shall be revised to 3.0 points.
- 20. Grayson County College - Viticulture & Enology.** Out of funds appropriated above in Strategy S.2.1, TV Munson Viticulture & Enology Center, \$319,200 in General Revenue in fiscal year 2020 and \$319,200 in General Revenue for fiscal year 2021 shall be used for Viticulture and Enology.
- 21. Hill College - Heritage Museum.** Out of funds appropriated above in Strategy T.2.1, Heritage Museum/Genealogy Center, \$100,000 in General Revenue for fiscal year 2020 and \$100,000 in General Revenue for fiscal year 2021 shall be used for Hill College Texas Heritage Museum.
- 22. Reporting Requirement.** Each public community/junior college shall submit a report to the Legislative Budget Board no later than December 1 of each fiscal year that includes the following information:
- a. the number of contact hours and success points generated by each campus of the public community/junior college district in the prior fiscal year and the amount of formula funding transferred to each campus of the public community/junior college district in the prior fiscal year; and
 - b. the total tuition and fee revenue collected at each campus of the public community/junior college district in the prior fiscal year and the amount of total tuition and fee revenue that each campus transferred to another campus in the prior fiscal year.
- 23. Alamo Community College - Veteran's Assistance Centers.** Out of the funds appropriated above in Strategy A.2.1, Veteran's Assistance Centers, \$4,058,400 in General Revenue in fiscal year 2020 and \$4,058,400 in General Revenue in fiscal year 2021 shall be used for Veteran's Assistance Centers.
- 24. Texas Innovative Adult Career Education Grant Program.** For all funds appropriated in Strategy E.2.2, Texas Innovative Adult Career Education Grant, any unexpended balances on hand at the end of fiscal year 2020 are hereby appropriated for the same purposes in fiscal year 2021.
- 25. Designation of Critical Field Degrees and Certificates.** The Community and Technical Colleges Formula Advisory Committee, which is convened as per TEC, Section 61.059(b), shall designate following programs, as specified in the National Center for Education Statistics' Classification of Instructional Programs, as a critical field included as a metric in Rider 19, Instruction and Administration Funding (Outcomes-Based Model), in the Public Community/Junior College bill pattern, and remove their designation as a field other than a critical field included as a metric in the same rider, beginning in the 2020-21 biennium:
- a. Nuclear and Industrial Radiologic Technologies/Technicians;
 - b. Physical Science Technologies/Technicians; and
 - c. Heavy/Industrial Equipment Maintenance Technologies.

PUBLIC COMMUNITY/JUNIOR COLLEGES
(Continued)

26. **Houston Community College - Regional Response Emergency Training Center.** Out of funds appropriated above in Strategy U.2.1, Regional Response Emergency Training Center, \$1,250,000 in General Revenue in fiscal year 2020 and \$1,250,000 in General Revenue in fiscal year 2021 shall be used for the Regional Response Emergency Training Center.

TEXAS STATE TECHNICAL COLLEGE SYSTEM ADMINISTRATION

	For the Years Ending	
	August 31, 2020	August 31, 2021
Method of Financing:		
General Revenue Fund	\$ 3,043,910	\$ 3,042,093
GR Dedicated - Estimated Other Educational and General Income Account No. 770	\$ 371,719	\$ 376,435
Total, Method of Financing	\$ 3,415,629	\$ 3,418,528
Items of Appropriation:		
1. Educational and General State Support	\$ 3,415,629	\$ 3,418,528
Grand Total, TEXAS STATE TECHNICAL COLLEGE SYSTEM ADMINISTRATION	\$ 3,415,629	\$ 3,418,528

This bill pattern represents an estimated 55.4% of this agency's estimated total available funds for the biennium.

Number of Full-Time-Equivalents (FTE)- Appropriated Funds	39.6	39.6
--	------	------

1. **Informational Listing of Appropriated Funds.** The appropriations made above for Educational and General State Support are subject to the special and general provisions of this Act and include the following amounts for the purposes indicated.

A. Goal: INSTRUCTION/OPERATIONS

Provide Instructional and Operations Support.

A.1.1. Strategy: FORECASTING & CURRICULUM DVLPMENT	\$ 178,175	\$ 178,175
Forecasting and Curriculum Development.		
A.1.2. Strategy: STAFF GROUP INSURANCE PREMIUMS	90,980	95,697
A.1.3. Strategy: WORKERS' COMPENSATION INSURANCE	15,675	15,675
A.1.4. Strategy: SYSTEM OFFICE OPERATIONS	2,234,804	2,232,986
A.1.5. Strategy: TECHNICAL TRAINING PARTNERSHIP	296,133	296,133
Technical Training Partnerships with Community Colleges.		
Total, Goal A: INSTRUCTION/OPERATIONS	\$ 2,815,767	\$ 2,818,666

B. Goal: NON-FORMULA SUPPORT

Provide Non-formula Support.

B.1. Objective: INSTRUCTIONAL SUPPORT

B.1.1. Strategy: E WILLIAMSON COUNTY CTR	\$ 599,862	\$ 599,862
East Williamson County Higher Education Center.		

**Grand Total, TEXAS STATE TECHNICAL COLLEGE
SYSTEM ADMINISTRATION**

	\$ 3,415,629	\$ 3,418,528
--	---------------------	---------------------

Object-of-Expense Informational Listing:

Salaries and Wages	\$ 1,889,644	\$ 1,889,644
Other Personnel Costs	122,276	126,993
Faculty Salaries (Higher Education Only)	365,979	364,164
Professional Fees and Services	10,000	10,000
Other Operating Expense	731,597	731,594
Capital Expenditures	296,133	296,133

Total, Object-of-Expense Informational Listing	\$ 3,415,629	\$ 3,418,528
---	---------------------	---------------------

TEXAS STATE TECHNICAL COLLEGE SYSTEM ADMINISTRATION
(Continued)

Estimated Allocations for Employee Benefits and Debt Service Appropriations Made Elsewhere in this Act:

Employee Benefits

Retirement	\$ 331,101	\$ 345,384
Group Insurance	5,241,278	5,241,278
Social Security	<u>146,137</u>	<u>149,088</u>

Total, Estimated Allocations for Employee Benefits and Debt Service Appropriations Made Elsewhere in this Act

	<u>\$ 5,718,516</u>	<u>\$ 5,735,750</u>
--	---------------------	---------------------

2. Coordination with Community/Junior Colleges. In accordance with Education Code Chapter 135, prior to establishing a program in an area which is within a community/junior college district, the Texas State Technical College must receive authorization to offer such educational, technical or vocational programs from the Texas Higher Education Coordinating Board.

3. Governing Board. Out of the funds appropriated above, an amount not to exceed \$49,000 in each year of the biennium shall be for all expenses associated with the governing board's duties including, but not limited to: travel, entertainment, lodging and expenses of state employees who provide services for the governing board.

A separate record of the board's expenditures shall be kept and retained in the same manner as the fiscal records of the institution(s) the board governs. No funds may be used for the governing board's expenses except for the specific amounts designated above. Funds appropriated for the governing board's expenses may be used for any other purpose covered by this Act.

4. Expenditure Reporting for System Administration and Extension Centers. Prior to each legislative session the Texas State Technical College System Administration shall file with the House Appropriations Committee, the Senate Finance Committee, the Legislative Budget Board, and the Governor a report detailing expenditures for system administration and any extension centers. The report shall compare actual expenditures to funds appropriated for those purposes and shall cover the current and previous two biennia.

5. East Williamson County Higher Education Center. Out of funds appropriated above to the Texas State Technical College System Administration in Strategy B.1.1, East Williamson County Higher Education Center, \$599,862 in General Revenue funds in fiscal year 2020 and \$599,862 in General Revenue funds in fiscal year 2021 will be for the East Williamson County Higher Education Center.

Any unexpended balances in appropriations made to Strategy B.1.1, East Williamson County Higher Education Center remaining as of August 31, 2020, are hereby appropriated to the Texas State Technical College System Administration for the fiscal year beginning September 1, 2020, for the same purpose. It is the intent of the Legislature that non-formula General Revenue operations funding in Strategy B.1.1, East Williamson County Higher Education Center be discontinued after the 2020-21 biennium.

TEXAS STATE TECHNICAL COLLEGE - HARLINGEN

	For the Years Ending	
	August 31, 2020	August 31, 2021
Method of Financing:		
General Revenue Fund	\$ 27,009,390	\$ 27,199,749
GR Dedicated - Estimated Other Educational and General Income Account No. 770	<u>\$ 2,253,469</u>	<u>\$ 2,373,458</u>
Total, Method of Financing	<u>\$ 29,262,859</u>	<u>\$ 29,573,207</u>
Items of Appropriation:		
1. Educational and General State Support	\$ 29,262,859	\$ 29,573,207
Grand Total, TEXAS STATE TECHNICAL COLLEGE - HARLINGEN	<u>\$ 29,262,859</u>	<u>\$ 29,573,207</u>

TEXAS STATE TECHNICAL COLLEGE - HARLINGEN
(Continued)

This bill pattern represents an estimated 40.2% of this agency's estimated total available funds for the biennium.

Number of Full-Time-Equivalents (FTE)- Appropriated Funds	644.5	644.5
--	-------	-------

1. Informational Listing of Appropriated Funds. The appropriations made above for Educational and General State Support are subject to the special and general provisions of this Act and include the following amounts for the purposes indicated.

A. Goal: INSTRUCTION/OPERATIONS

Provide Instructional and Operations Support.

A.1.1. Strategy: INSTRUCTION AND ADMINISTRATION	\$ 24,106,517	\$ 24,199,077
A.1.2. Strategy: STAFF GROUP INSURANCE PREMIUMS	209,338	209,338
A.1.3. Strategy: WORKERS' COMPENSATION INSURANCE	45,000	45,000
A.1.4. Strategy: TEXAS PUBLIC EDUCATION GRANTS	342,810	359,951
A.1.5. Strategy: DUAL CREDIT Dual Credit Enrollment.	550,000	750,000

Total, Goal A: INSTRUCTION/OPERATIONS	\$ 25,253,665	\$ 25,563,366
---------------------------------------	---------------	---------------

B. Goal: INFRASTRUCTURE SUPPORT

Provide Infrastructure Support.

B.1.1. Strategy: E&G SPACE SUPPORT Educational and General Space Support.	\$ 2,233,231	\$ 2,233,231
B.1.2. Strategy: TUITION REVENUE BOND RETIREMENT	485,825	486,472
B.1.3. Strategy: SMALL INSTITUTION SUPPLEMENT	658,283	658,283

Total, Goal B: INFRASTRUCTURE SUPPORT	\$ 3,377,339	\$ 3,377,986
---------------------------------------	--------------	--------------

C. Goal: NON-FORMULA SUPPORT

Provide Non-formula Support.

C.1. Objective: INSTITUTIONAL

C.1.1. Strategy: INSTITUTIONAL ENHANCEMENT	\$ 631,855	\$ 631,855
--	------------	------------

Grand Total, TEXAS STATE TECHNICAL COLLEGE - HARLINGEN

	\$ 29,262,859	\$ 29,573,207
--	---------------	---------------

Object-of-Expense Informational Listing:

Salaries and Wages	\$ 13,492,036	\$ 13,333,624
Other Personnel Costs	782,049	672,901
Faculty Salaries (Higher Education Only)	12,808,084	13,703,853
Professional Fees and Services	0	1,435
Consumable Supplies	128,002	146,727
Utilities	813,215	430,364
Debt Service	485,825	486,472
Other Operating Expense	268,073	273,172
Client Services	485,575	524,659

Total, Object-of-Expense Informational Listing	\$ 29,262,859	\$ 29,573,207
--	---------------	---------------

Estimated Allocations for Employee Benefits and Debt Service Appropriations Made Elsewhere in this Act:

Employee Benefits

Retirement	\$ 922,079	\$ 961,064
Group Insurance	2,962,987	2,962,987
Social Security	1,623,301	1,656,091

Total, Estimated Allocations for Employee Benefits and Debt Service Appropriations Made Elsewhere in this Act

	\$ 5,508,367	\$ 5,580,142
--	--------------	--------------

2. Performance Measure Targets. The following is a listing of the key performance target levels for the Texas State Technical College - Harlingen. It is the intent of the Legislature that appropriations made by this Act be utilized in the most efficient and effective manner possible to achieve the intended mission of the Texas State Technical College - Harlingen. In order to achieve the objectives and service standards established by this Act, the Texas State Technical College - Harlingen shall make every effort to attain the following designated key performance target levels associated with each item of appropriation.

TEXAS STATE TECHNICAL COLLEGE - HARLINGEN
(Continued)

	2020	2021
A. Goal: INSTRUCTION/OPERATIONS		
Outcome (Results/Impact):		
Percent of First-time, Full-time, Degree or Certificate-seeking Students Graduated within Three Years with Either an Associate of Applied Science Degree or a Certificate	37%	39%
Number of Associate Degrees and Certificates Awarded Annually	1,331	1,397
Number of Minority Students Graduated Annually	1,073	1,127
Number of former TSTC students who are found working in the Texas economy after a period of one year of not attending TSTC	2,786	2,758
Percent of former TSTC students who are found working in the Texas economy after a period of one year of not attending TSTC	57%	57%
A.1.1. Strategy: INSTRUCTION AND ADMINISTRATION		
Output (Volume):		
Annual Headcount Enrollment	7,595	7,785
Efficiencies:		
Administrative Cost as a Percent of Total Expenditures	7%	7%

TEXAS STATE TECHNICAL COLLEGE - WEST TEXAS

	For the Years Ending	
	August 31, 2020	August 31, 2021
Method of Financing:		
General Revenue Fund	\$ 11,688,197	\$ 11,685,060
GR Dedicated - Estimated Other Educational and General Income Account No. 770	\$ 644,706	\$ 679,424
Total, Method of Financing	\$ 12,332,903	\$ 12,364,484
Items of Appropriation:		
1. Educational and General State Support	\$ 12,332,903	\$ 12,364,484
Grand Total, TEXAS STATE TECHNICAL COLLEGE - WEST TEXAS	\$ 12,332,903	\$ 12,364,484

This bill pattern represents an estimated 45.8% of this agency's estimated total available funds for the biennium.

Number of Full-Time-Equivalents (FTE)-Appropriated Funds	205.6	205.6
---	-------	-------

- 1. Informational Listing of Appropriated Funds.** The appropriations made above for Educational and General State Support are subject to the special and general provisions of this Act and include the following amounts for the purposes indicated.

A. Goal: INSTRUCTION/OPERATIONS		
Provide Instructional and Operations Support.		
A.1.1. Strategy: INSTRUCTION AND ADMINISTRATION	\$ 8,775,557	\$ 8,802,595
A.1.2. Strategy: STAFF GROUP INSURANCE PREMIUMS	97,755	97,755
A.1.3. Strategy: WORKERS' COMPENSATION INSURANCE	43,049	43,049
A.1.4. Strategy: TEXAS PUBLIC EDUCATION GRANTS	93,497	98,172
A.1.5. Strategy: DUAL CREDIT	100,000	100,000
Dual Credit Enrollment.		
Total, Goal A: INSTRUCTION/OPERATIONS	\$ 9,109,858	\$ 9,141,571
B. Goal: INFRASTRUCTURE SUPPORT		
Provide Infrastructure Support.		
B.1.1. Strategy: E&G SPACE SUPPORT	\$ 847,542	\$ 847,542
Educational and General Space Support.		

TEXAS STATE TECHNICAL COLLEGE - WEST TEXAS
(Continued)

B.1.2. Strategy: TUITION REVENUE BOND RETIREMENT	943,234	943,104
B.1.3. Strategy: SMALL INSTITUTION SUPPLEMENT	658,283	658,283
Total, Goal B: INFRASTRUCTURE SUPPORT	\$ 2,449,059	\$ 2,448,929

C. Goal: NON-FORMULA SUPPORT
Provide Non-formula Support.

C.1. Objective: INSTITUTIONAL

C.1.1. Strategy: INSTITUTIONAL ENHANCEMENT	\$ 773,986	\$ 773,984
---	------------	------------

Grand Total, TEXAS STATE TECHNICAL COLLEGE - WEST TEXAS	\$ 12,332,903	\$ 12,364,484
--	---------------	---------------

Object-of-Expense Informational Listing:

Salaries and Wages	\$ 5,264,096	\$ 5,290,751
Other Personnel Costs	306,908	313,878
Faculty Salaries (Higher Education Only)	4,501,771	4,518,507
Fuels and Lubricants	40,095	40,732
Consumable Supplies	70,019	77,361
Utilities	36,735	38,397
Travel	10,024	9,165
Rent - Machine and Other	36,679	40,556
Debt Service	943,234	943,104
Other Operating Expense	807,462	771,319
Client Services	50,724	51,530
Grants	93,497	98,172
Capital Expenditures	171,659	171,012

Total, Object-of-Expense Informational Listing	\$ 12,332,903	\$ 12,364,484
---	---------------	---------------

Estimated Allocations for Employee Benefits and Debt Service Appropriations Made Elsewhere in this Act:

Employee Benefits

Retirement	\$ 509,887	\$ 527,324
Group Insurance	1,248,552	1,248,552
Social Security	687,237	701,119

Total, Estimated Allocations for Employee Benefits and Debt Service Appropriations Made Elsewhere in this Act	\$ 2,445,676	\$ 2,476,995
--	--------------	--------------

2. Performance Measure Targets. The following is a listing of the key performance target levels for the Texas State Technical College - West Texas. It is the intent of the Legislature that appropriations made by this Act be utilized in the most efficient and effective manner possible to achieve the intended mission of the Texas State Technical College - West Texas. In order to achieve the objectives and service standards established by this Act, the Texas State Technical College - West Texas shall make every effort to attain the following designated key performance target levels associated with each item of appropriation.

	2020	2021
A. Goal: INSTRUCTION/OPERATIONS		
Outcome (Results/Impact):		
Percent of First-time, Full-time, Degree or Certificate-seeking Students Graduated within Three Years with Either an Associate of Applied Science Degree or a Certificate	57%	60%
Number of Associate Degrees and Certificates Awarded Annually	401	421
Number of Minority Students Graduated Annually	122	128
Number of former TSTC students who are found working in the Texas economy after a period of one year of not attending TSTC	783	775
Percent of former TSTC students who are found working in the Texas economy after a period of one year of not attending TSTC	64%	65%
A.1.1. Strategy: INSTRUCTION AND ADMINISTRATION		
Output (Volume):		
Annual Headcount Enrollment	2,341	2,399
Efficiencies:		
Administrative Cost as a Percent of Total Expenditures	8%	8%

TEXAS STATE TECHNICAL COLLEGE - MARSHALL

	For the Years Ending	
	August 31, 2020	August 31, 2021
Method of Financing:		
General Revenue Fund	\$ 6,556,685	\$ 6,555,047
GR Dedicated - Estimated Other Educational and General Income Account No. 770	\$ 195,963	\$ 217,598
Total, Method of Financing	<u>\$ 6,752,648</u>	<u>\$ 6,772,645</u>
Items of Appropriation:		
1. Educational and General State Support	\$ 6,752,648	\$ 6,772,645
Grand Total, TEXAS STATE TECHNICAL COLLEGE - MARSHALL	<u>\$ 6,752,648</u>	<u>\$ 6,772,645</u>

This bill pattern represents an estimated 49.4% of this agency's estimated total available funds for the biennium.

Number of Full-Time-Equivalents (FTE)- Appropriated Funds	102.6	102.6
--	-------	-------

1. Informational Listing of Appropriated Funds. The appropriations made above for Educational and General State Support are subject to the special and general provisions of this Act and include the following amounts for the purposes indicated.

A. Goal: INSTRUCTION/OPERATIONS

Provide Instructional and Operations Support.

A.1.1. Strategy: INSTRUCTION AND ADMINISTRATION	\$ 4,843,802	\$ 4,861,115
A.1.2. Strategy: STAFF GROUP INSURANCE PREMIUMS	40,113	40,113
A.1.3. Strategy: WORKERS' COMPENSATION INSURANCE	5,000	5,000
A.1.4. Strategy: TEXAS PUBLIC EDUCATION GRANTS	47,960	50,358
A.1.5. Strategy: DUAL CREDIT	<u>100,000</u>	<u>100,000</u>
Dual Credit Enrollment.		

Total, Goal A: INSTRUCTION/OPERATIONS	\$ 5,036,875	\$ 5,056,586
--	--------------	--------------

B. Goal: INFRASTRUCTURE SUPPORT

Provide Infrastructure Support.

B.1.1. Strategy: E&G SPACE SUPPORT	\$ 383,187	\$ 383,187
Educational and General Space Support.		
B.1.2. Strategy: TUITION REVENUE BOND RETIREMENT	126,328	126,615
B.1.3. Strategy: SMALL INSTITUTION SUPPLEMENT	<u>658,283</u>	<u>658,283</u>

Total, Goal B: INFRASTRUCTURE SUPPORT	\$ 1,167,798	\$ 1,168,085
--	--------------	--------------

C. Goal: NON-FORMULA SUPPORT

Provide Non-formula Support.

C.1. Objective: INSTITUTIONAL

C.1.1. Strategy: INSTITUTIONAL ENHANCEMENT	\$ 547,975	\$ 547,974
---	------------	------------

Grand Total, TEXAS STATE TECHNICAL COLLEGE - MARSHALL	<u>\$ 6,752,648</u>	<u>\$ 6,772,645</u>
--	---------------------	---------------------

Object-of-Expense Informational Listing:

Salaries and Wages	\$ 2,683,222	\$ 2,677,989
Other Personnel Costs	141,570	135,383
Faculty Salaries (Higher Education Only)	2,967,214	3,075,679
Fuels and Lubricants	53,206	30,337
Consumable Supplies	20,850	17,831
Utilities	237,354	243,737
Rent - Building	110,225	113,474
Rent - Machine and Other	2,317	1,158
Debt Service	126,328	126,615
Other Operating Expense	285,858	289,613
Client Services	<u>124,504</u>	<u>60,829</u>

Total, Object-of-Expense Informational Listing	<u>\$ 6,752,648</u>	<u>\$ 6,772,645</u>
---	---------------------	---------------------

TEXAS STATE TECHNICAL COLLEGE - MARSHALL
(Continued)

Estimated Allocations for Employee Benefits and Debt Service Appropriations Made Elsewhere in this Act:

<u>Employee Benefits</u>		
Retirement	\$ 213,334	\$ 221,734
Group Insurance	669,828	669,828
Social Security	<u>351,518</u>	<u>358,618</u>
Total, Estimated Allocations for Employee Benefits and Debt Service Appropriations Made Elsewhere in this Act	\$ <u>1,234,680</u>	\$ <u>1,250,180</u>

2. **Performance Measure Targets.** The following is a listing of the key performance target levels for the Texas State Technical College - Marshall. It is the intent of the Legislature that appropriations made by this Act be utilized in the most efficient and effective manner possible to achieve the intended mission of the Texas State Technical College - Marshall. In order to achieve the objectives and service standards established by this Act, the Texas State Technical College - Marshall shall make every effort to attain the following designated key performance target levels associated with each item of appropriation.

	<u>2020</u>	<u>2021</u>
A. Goal: INSTRUCTION/OPERATIONS		
Outcome (Results/Impact):		
Percent of First-time, Full-time, Degree or Certificate-seeking Students Graduated within Three Years with Either an Associate of Applied Science Degree or a Certificate	40%	45%
Number of Associate Degrees and Certificates Awarded Annually	179	188
Number of Minority Students Graduated Annually	99	104
Number of Former TSTC Students Who Are Found Working in the Texas Economy after a Period of One Year of Not Attending TSTC	599	593
Percent of Former TSTC Students Who Are Found Working in the Texas Economy after One Year of Not Attending TSTC	58%	58%
A.1.1. Strategy: INSTRUCTION AND ADMINISTRATION		
Output (Volume):		
Annual Headcount Enrollment	867	889
Efficiencies:		
Administrative Cost as a Percent of Total Expenditures	7.5%	7.5%

TEXAS STATE TECHNICAL COLLEGE - WACO

	For the Years Ending	
	August 31, 2020	August 31, 2021
	<u> </u>	<u> </u>
Method of Financing:		
General Revenue Fund	\$ 34,904,948	\$ 34,894,816
GR Dedicated - Estimated Other Educational and General Income Account No. 770	<u>\$ 2,633,284</u>	<u>\$ 2,762,983</u>
Total, Method of Financing	\$ <u>37,538,232</u>	\$ <u>37,657,799</u>
Items of Appropriation:		
1. Educational and General State Support	\$ 37,538,232	\$ 37,657,799
Grand Total, TEXAS STATE TECHNICAL COLLEGE - WACO	\$ <u>37,538,232</u>	\$ <u>37,657,799</u>

This bill pattern represents an estimated 38.9% of this agency's estimated total available funds for the biennium.

Number of Full-Time-Equivalents (FTE)-Appropriated Funds	761.6	761.6
---	-------	-------

1. **Informational Listing of Appropriated Funds.** The appropriations made above for Educational and General State Support are subject to the special and general provisions of this Act and include the following amounts for the purposes indicated.

TEXAS STATE TECHNICAL COLLEGE - WACO
(Continued)

A. Goal: INSTRUCTION/OPERATIONS

Provide Instructional and Operations Support.

A.1.1. Strategy: INSTRUCTION AND ADMINISTRATION	\$ 32,274,517	\$ 32,376,023
Instruction and Administration.		
A.1.2. Strategy: STAFF GROUP INSURANCE PREMIUMS	250,952	250,952
A.1.3. Strategy: WORKERS' COMPENSATION INSURANCE	99,426	99,426
A.1.4. Strategy: TEXAS PUBLIC EDUCATION GRANTS	338,288	355,202
A.1.5. Strategy: DUAL CREDIT	<u>250,000</u>	<u>250,000</u>
Dual Credit Enrollment.		
Total, Goal A: INSTRUCTION/OPERATIONS	\$ 33,213,183	\$ 33,331,603

B. Goal: PROVIDE INFRASTRUCTURE SUPPORT

B.1.1. Strategy: E&G SPACE SUPPORT	\$ 2,466,717	\$ 2,466,717
Educational and General Space Support.		
B.1.2. Strategy: TUITION REVENUE BOND RETIREMENT	510,325	511,472
B.1.3. Strategy: SMALL INSTITUTION SUPPLEMENT	<u>658,283</u>	<u>658,283</u>
Total, Goal B: PROVIDE INFRASTRUCTURE SUPPORT	\$ 3,635,325	\$ 3,636,472

C. Goal: PROVIDE NON-FORMULA SUPPORT

C.1. Objective: INSTITUTIONAL

C.1.1. Strategy: INSTITUTIONAL ENHANCEMENT	<u>\$ 689,724</u>	<u>\$ 689,724</u>
---	-------------------	-------------------

Grand Total, TEXAS STATE TECHNICAL COLLEGE - WACO

<u>\$ 37,538,232</u>	<u>\$ 37,657,799</u>
----------------------	----------------------

Object-of-Expense Informational Listing:

Salaries and Wages	\$ 13,765,129	\$ 15,272,159
Other Personnel Costs	946,381	731,944
Faculty Salaries (Higher Education Only)	18,998,719	18,884,829
Professional Salaries - Faculty Equivalent (Higher Education Only)	50,000	50,000
Professional Fees and Services	184	214
Fuels and Lubricants	685	690
Consumable Supplies	134,484	138,149
Utilities	576,055	420,406
Rent - Machine and Other	2,282	2,760
Debt Service	928,911	1,017,911
Other Operating Expense	1,740,062	728,337
Client Services	338,288	355,202
Capital Expenditures	<u>57,052</u>	<u>55,198</u>

Total, Object-of-Expense Informational Listing

<u>\$ 37,538,232</u>	<u>\$ 37,657,799</u>
----------------------	----------------------

Estimated Allocations for Employee Benefits and Debt Service Appropriations Made Elsewhere in this Act:

Employee Benefits

Retirement	\$ 1,408,277	\$ 1,456,942
Group Insurance	3,651,372	3,651,372
Social Security	<u>2,132,804</u>	<u>2,175,886</u>

Total, Estimated Allocations for Employee Benefits and Debt Service Appropriations Made Elsewhere in this Act

<u>\$ 7,192,453</u>	<u>\$ 7,284,200</u>
---------------------	---------------------

2. **Performance Measure Targets.** The following is a listing of the key performance target levels for the Texas State Technical College - Waco. It is the intent of the Legislature that appropriations made by this Act be utilized in the most efficient and effective manner possible to achieve the intended mission of the Texas State Technical College - Waco. In order to achieve the objectives and service standards established by this Act, the Texas State Technical College - Waco shall make every effort to attain the following designated key performance target levels associated with each item of appropriation.

	<u>2020</u>	<u>2021</u>
A. Goal: INSTRUCTION/OPERATIONS		
Outcome (Results/Impact):		
Percent of First-time, Full-time, Degree or Certificate-seeking Students Graduated within Three Years with Either an Associate of Applied Science Degree or a Certificate	43%	45%
Number of Associate Degrees and Certificates Awarded Annually	1,531	1,608

TEXAS STATE TECHNICAL COLLEGE - WACO
(Continued)

Number of Minority Students Graduated Annually	436	457
Number of Former TSTC Students Who Are Found Working in the Texas Economy after a Period of One Year of Not Attending TSTC	2,461	2,436
Percent of Former TSTC Students Who Are Found Working in the Texas Economy after a Period of One Year of Not Attending TSTC	69%	70%
A.1.1. Strategy: INSTRUCTION AND ADMINISTRATION		
Output (Volume):		
Annual Headcount Enrollment	5,695	5,837
Efficiencies:		
Administrative Cost as a Percent of Total Expenditures	8%	8%

TECHNICAL STATE TECHNICAL COLLEGE - FT. BEND

	For the Years Ending	
	August 31, 2020	August 31, 2021
Method of Financing:		
General Revenue Fund	\$ 5,962,649	\$ 5,956,640
GR Dedicated - Estimated Other Educational and General Income Account No. 770	\$ 295,480	\$ 314,831
Total, Method of Financing	<u>\$ 6,258,129</u>	<u>\$ 6,271,471</u>
Items of Appropriation:		
1. Educational and General State Support	\$ 6,258,129	\$ 6,271,471
Grand Total, TECHNICAL STATE TECHNICAL COLLEGE - FT. BEND	<u>\$ 6,258,129</u>	<u>\$ 6,271,471</u>

This bill pattern represents an estimated 49.6% of this agency's estimated total available funds for the biennium.

Number of Full-Time-Equivalents (FTE)- Appropriated Funds	79.0	79.0
--	------	------

1. Informational Listing of Appropriated Funds. The appropriations made above for Educational and General State Support are subject to the special and general provisions of this Act and include the following amounts for the purposes indicated.

A. Goal: INSTRUCTION/OPERATIONS		
Provide Instructional and Operations Support.		
A.1.1. Strategy: STAFF GROUP INSURANCE PREMIUMS	\$ 17,009	\$ 17,009
A.1.2. Strategy: TEXAS PUBLIC EDUCATION GRANTS	<u>45,405</u>	<u>47,675</u>
Total, Goal A: INSTRUCTION/OPERATIONS	\$ 62,414	\$ 64,684
B. Goal: INFRASTRUCTURE SUPPORT		
Provide Infrastructure Support.		
B.1.1. Strategy: E&G SPACE SUPPORT	\$ 534,488	\$ 549,861
Educational and General Space Support.		
B.1.2. Strategy: TUITION REVENUE BOND RETIREMENT	974,444	970,144
B.1.3. Strategy: SMALL INSTITUTION SUPPLEMENT	<u>658,283</u>	<u>658,283</u>
Total, Goal B: INFRASTRUCTURE SUPPORT	\$ 2,167,215	\$ 2,178,288
C. Goal: NON-FORMULA SUPPORT		
Provide Non-formula Support.		
C.1. Objective: INSTRUCTIONAL		
C.1.1. Strategy: STARTUP FUNDING	\$ 3,280,709	\$ 3,280,708
C.2. Objective: INSTITUTIONAL		
C.2.1. Strategy: INSTITUTIONAL ENHANCEMENT	<u>747,791</u>	<u>747,791</u>
Total, Goal C: NON-FORMULA SUPPORT	<u>\$ 4,028,500</u>	<u>\$ 4,028,499</u>
Grand Total, TECHNICAL STATE TECHNICAL COLLEGE - FT. BEND	<u>\$ 6,258,129</u>	<u>\$ 6,271,471</u>

TECHNICAL STATE TECHNICAL COLLEGE - FT. BEND
(Continued)

Object-of-Expense Informational Listing:

Salaries and Wages	\$ 1,501,259	\$ 1,507,684
Other Personnel Costs	51,715	52,723
Faculty Salaries (Higher Education Only)	1,609,756	1,609,756
Consumable Supplies	107,886	109,020
Rent - Machine and Other	10,312	10,816
Debt Service	974,444	970,144
Other Operating Expense	1,895,352	1,901,653
Client Services	<u>107,405</u>	<u>109,675</u>
Total, Object-of-Expense Informational Listing	<u>\$ 6,258,129</u>	<u>\$ 6,271,471</u>

Estimated Allocations for Employee Benefits and Debt Service Appropriations Made Elsewhere in this Act:

<u>Employee Benefits</u>		
Retirement	\$ 200,912	\$ 208,020
Group Insurance	394,698	394,698
Social Security	<u>201,431</u>	<u>205,500</u>
Total, Estimated Allocations for Employee Benefits and Debt Service Appropriations Made Elsewhere in this Act	<u>\$ 797,041</u>	<u>\$ 808,218</u>

2. **Performance Measure Targets.** The following is a listing of the key performance target levels for the Technical State Technical College - Ft. Bend. It is the intent of the Legislature that appropriations made by this Act be utilized in the most efficient and effective manner possible to achieve the intended mission of the Technical State Technical College - Ft. Bend. In order to achieve the objectives and service standards established by this Act, the Technical State Technical College - Ft. Bend shall make every effort to attain the following designated key performance target levels associated with each item of appropriation.

	<u>2020</u>	<u>2021</u>
A. Goal: INSTRUCTION/OPERATIONS		
Outcome (Results/Impact):		
Percent of First-time, Full-time, Degree or Certificate-seeking Students Graduated within Three Years with Either an Associate of Applied Science Degree or a Certificate		
	45%	47%
Number of Associate Degrees and Certificates Awarded Annually		
	137	157
Number of Minority Students Graduated Annually		
	80	92
Number of former TSTC students who are found working in the Texas economy after a period of one year of not attending TSTC		
	276	323
Percent of former TSTC students who are found working in the Texas economy after a period of one year of not attending TSTC		
	57%	58%

TECHNICAL STATE TECHNICAL COLLEGE - NORTH TEXAS

	For the Years Ending	
	August 31, 2020	August 31, 2021
Method of Financing:		
General Revenue Fund	\$ 3,717,575	\$ 3,717,377
GR Dedicated - Estimated Other Educational and General Income Account No. 770	<u>\$ 188,344</u>	<u>\$ 198,731</u>
Total, Method of Financing	<u>\$ 3,905,919</u>	<u>\$ 3,916,108</u>
Items of Appropriation:		
1. Educational and General State Support	\$ 3,905,919	\$ 3,916,108
Grand Total, TECHNICAL STATE TECHNICAL COLLEGE - NORTH TEXAS	<u>\$ 3,905,919</u>	<u>\$ 3,916,108</u>

TECHNICAL STATE TECHNICAL COLLEGE - NORTH TEXAS
(Continued)

This bill pattern represents an estimated 58.2% of this agency's estimated total available funds for the biennium.

Number of Full-Time-Equivalents (FTE)- Appropriated Funds	42.3	42.3
--	------	------

1. **Informational Listing of Appropriated Funds.** The appropriations made above for Educational and General State Support are subject to the special and general provisions of this Act and include the following amounts for the purposes indicated.

A. Goal: INSTRUCTION/OPERATIONS

Provide Instructional and Operations Support.

A.1.1. Strategy: STAFF GROUP INSURANCE PREMIUMS	\$ 11,994		\$ 11,994
A.1.2. Strategy: TEXAS PUBLIC EDUCATION GRANTS	28,347		29,764
Total, Goal A: INSTRUCTION/OPERATIONS	\$ 40,341		\$ 41,758

B. Goal: INFRASTRUCTURE SUPPORT

Provide Infrastructure Support.

B.1.1. Strategy: E&G SPACE SUPPORT Educational and General Space Support.	\$ 233,536		\$ 241,609
B.1.2. Strategy: TUITION REVENUE BOND RETIREMENT	718,725		719,425
B.1.3. Strategy: SMALL INSTITUTION SUPPLEMENT	658,283		658,283
Total, Goal B: INFRASTRUCTURE SUPPORT	\$ 1,610,544		\$ 1,619,317

C. Goal: NON-FORMULA SUPPORT

Provide Non-formula Support.

C.1. Objective: INSTRUCTIONAL			
C.1.1. Strategy: STARTUP FUNDING	\$ 2,093,417		\$ 2,093,417
C.2. Objective: INSTITUTIONAL			
C.2.1. Strategy: INSTITUTIONAL ENHANCEMENT	\$ 161,617		\$ 161,616
Total, Goal C: NON-FORMULA SUPPORT	\$ 2,255,034		\$ 2,255,033

Grand Total, TECHNICAL STATE TECHNICAL COLLEGE - NORTH TEXAS	\$ 3,905,919		\$ 3,916,108
---	---------------------	--	---------------------

Object-of-Expense Informational Listing:

Salaries and Wages	\$ 829,851		\$ 829,851
Other Personnel Costs	26,336		26,336
Faculty Salaries (Higher Education Only)	1,179,746		1,179,746
Travel	3,000		3,000
Rent - Machine and Other	6,000		6,000
Debt Service	718,725		719,425
Other Operating Expense	1,093,914		1,101,986
Client Services	48,347		49,764
Total, Object-of-Expense Informational Listing	\$ 3,905,919		\$ 3,916,108

Estimated Allocations for Employee Benefits and Debt Service Appropriations Made Elsewhere in this Act:

Employee Benefits

Retirement	\$ 109,868		\$ 115,167
Group Insurance	257,730		257,730
Social Security	138,237		141,030

Total, Estimated Allocations for Employee Benefits and Debt Service Appropriations Made Elsewhere in this Act	\$ 505,835		\$ 513,927
--	-------------------	--	-------------------

2. **Performance Measure Targets.** The following is a listing of the key performance target levels for the Technical State Technical College - North Texas. It is the intent of the Legislature that appropriations made by this Act be utilized in the most efficient and effective manner possible to achieve the intended mission of the Technical State Technical College - North Texas. In order to achieve the objectives and service standards established by this Act, the Technical State Technical College - North Texas shall make every effort to attain the following designated key performance target levels associated with each item of appropriation.

TECHNICAL STATE TECHNICAL COLLEGE - NORTH TEXAS
(Continued)

	2020	2021
A. Goal: INSTRUCTION/OPERATIONS		
Outcome (Results/Impact):		
Percent of First-time, Full-time, Degree or Certificate-seeking Students Graduated within Three Years with Either an Associate of Applied Science Degree or a Certificate	43%	45%
Number of Associate Degrees and Certificates Awarded Annually	117	134
Number of Minority Students Graduated Annually	40	46
Number of former TSTC students who are found working in the Texas economy after a period of one year of not attending TSTC	215	247
Percent of former TSTC students who are found working in the Texas economy after a period of one year of not attending TSTC	61%	61%

SPECIAL PROVISIONS RELATING ONLY TO COMPONENTS OF TEXAS STATE TECHNICAL COLLEGE

1. **Expenditure of Educational and General Funds.** Recognizing that Texas State Technical College may have the opportunity and should be encouraged to attract private contributions, grants, or contracts, and to enter into agreements with private businesses and other agencies of government for purposes not specifically contained in the strategy items above that might require matching funds from TSTC, the Board of Regents of Texas State Technical College is hereby authorized to expend its remaining educational and general funds to meet contribution, contract, or grant-matching requirements only for the following purposes:
 - a. planning and implementing a large-scale job-training program in conjunction with private business and other state agencies;
 - b. acquiring facilities and equipment to carry out a large-scale industrial training program in conjunction with a major employer; and
 - c. additional space and mechanical systems or renovation of existing buildings in accordance with the Campus Master Plans and subject to approval by the Texas Higher Education Coordinating Board.

2. **Financial Records.** The financial records and reports of the Texas State Technical College shall classify accounts in accordance with the recommendation of the National Committee on the Preparation of a Manual on College and University Business Administration, as set forth in Volume I of "College and University Business Administration," published by the American Council on Education with a copyright date of 1952, and subsequent published revisions with such modifications as may be developed and provided by the Comptroller of Public Accounts, or as may be required to conform with specific provisions of the Appropriation Acts of the Legislature. The accounts of the Texas State Technical College shall be maintained and audited in accordance with the approved reporting system. The Texas State Technical College shall deliver to the Texas Higher Education Coordinating Board, any such program reports as it may deem necessary in accordance with its rules and regulations.

3. **Enrollment Records and Reports.** To be eligible to receive the appropriations herein above, the Texas State Technical College shall maintain separately for each campus and each extension center such enrollment records and report such enrollment data as required by the Texas Higher Education Coordinating Board. These enrollment reports shall be submitted in the form and on the date required.

The above reports shall be certified to the Comptroller of Public Accounts no later than the date required by the Coordinating Board, and each term copies of the above certified enrollment reports shall be sent to the Coordinating Board, Legislative Budget Board, Governor, State Auditor and Legislative Reference Library.

The State Auditor may consider an audit of enrollment data at Texas State Technical College, subject to analysis and risk assessment.

The Texas State Technical College shall offer only such courses as are economically justified in the considered judgment of the Board of Regents. The Board of Regents shall adopt policies

**SPECIAL PROVISIONS RELATING ONLY TO COMPONENTS OF TEXAS STATE
TECHNICAL COLLEGE**
(Continued)

specifying the conditions under which classes of less than 10 students by headcount are to be considered necessary and justifiable. The Board of Regents shall direct the chancellor or other officials to review enrollment data prior to the designated Coordinating Board census date and take all necessary actions to ensure that the small classes offered on each campus are only those that conform with established policies on small classes.

4. **Certification of Compliance.** Expenditure of the funds appropriated herein above is contingent upon annual certification by the chancellor of the Texas State Technical College to the Comptroller of Public Accounts that the Texas State Technical College is in compliance with these provisions regarding budgets, accounting procedures and enrollment.
5. **Approved Geographic Locations.** None of the funds appropriated above to the Texas State Technical College shall be expended in promoting, developing or creating a campus or extension center at any other location in the state except as specified in Education Code §135.02.
6. **Temporary Special Courses.** Out of funds appropriated herein above to the Texas State Technical College in pre-apprenticeship, related training for apprentices and specialized training for journeymen and compensatory training for pre-apprenticeship and apprenticeship enrollees, and plant expansion and new plant start-up training program no more than \$50,000 per year may be spent wherever the need exists within the state in conjunction with curriculum approval by the Texas Higher Education Coordinating Board. Such expenditure of funds for these special courses are temporary in nature and outside the provision of Education Code §135.04.
7. **Aircraft Pilot Training Programs.** Funds may be used for the operation, maintenance or lease of aircraft for use in the Aircraft Pilot Training programs subject to the requirement that excess costs of flight instruction be recovered by an assessment of charge to student pilots. This income shall be separately accounted for and credited as a reduction in expenditure in the Aircraft Pilot Training Program.
8. **Approval of Plans by Foundations.** Any use of the Texas State Technical College's assets or facilities including, but not limited to, buildings, equipment or employees by existing foundations or for the promotion of foundations shall require prior approval of the Board of Regents. Approval is contingent upon receipt by the Board of Regents of a satisfactory annual plan of operation. At a minimum, this plan must specify the proposed use of any Texas State Technical College facilities, equipment, and personnel; payments made directly to Texas State Technical College personnel for services provided or expenses incurred; and donations of funds to the Texas State Technical College for designated purposes. All funds donated by foundations to the Texas State Technical College shall be received and accounted for in the same manner as all other Texas State Technical College funds. After Board of Regents approval, the plan shall be filed with the Legislative Budget Board.
9. **Campus President Salaries.** Out of the funds appropriated to each campus of Texas State Technical College, an amount not to exceed \$63,654 in 2020 and \$63,654 in 2021 may be expended for the salary of a president. All presidents may receive in addition to the above amounts a house, utilities, and/or supplement from private sources. If an institutionally owned house is not available an amount not to exceed \$7,200 per year from the appropriations above, and additional funds from gifts and grants where required, may be provided in lieu of house and utilities.
10. **Chancellor Salary.** Out of the funds appropriated, transferred, or contracted to the system office, an amount not to exceed \$70,231 in 2020 and \$70,231 in 2021 may be expended for the salary of a chancellor. The chancellor may receive in addition to the above amount a house, utilities, and/or supplement from private sources. If a system owned house is not available an amount not to exceed \$7,200 per year from the system office appropriation and additional funds from gifts and grants where required, may be provided in lieu of house and utilities.
11. **Returned Value Funding Model for Texas State Technical Colleges.** Funding is recommended for and allocated among Texas State Technical Colleges (TSTCs) based on the additional direct and indirect state tax revenues generated as a result of the education provided to students by the TSTCs. The funding methodology is based on the following components:
 - a. The model includes the cohort of TSTC graduates (earning an associate's degrees or certificate), transfers, and leavers (students who were not found in Texas higher education for two years following the last time they were enrolled in the TSTC) with a minimum completion of nine semester credit hours from 2012 and 2013.

**SPECIAL PROVISIONS RELATING ONLY TO COMPONENTS OF TEXAS STATE
TECHNICAL COLLEGE**

(Continued)

- b. The cohorts were matched with Unemployment Insurance wage records for employment and wage information for five years after the students graduated from or left the TSTC to establish annual wages for each student. Direct value-added was defined as the incremental state tax revenue attributable to former TSTC students' jobs, based on the difference between former TSTC students' annual wages and a base wage representing a full-time employee earning minimum wage (7 percent of the wage delta). Indirect value-added was defined as the direct value-added multiplied by 1.5, an economic multiplier derived from a U.S. Bureau of Economic Analysis study. Total direct and indirect values-added were summed for each group of students by campus across five years.
- c. Values-added were reduced by a certain percentage, based on the assumption that the benefits would accrue both to the state and TSTCs but with only a portion of the added value included in the formula calculations.
- d. Values-added by campus were divided into the total TSTC value added to define each institution's proportional share of overall formula funding.

The Texas State Technical College System shall continue to work with the Texas Higher Education Coordinating Board, the Legislative Budget Board and other relevant agencies to refine the new Returned Value Funding Formula for the TSTCs. It is the intent of the Legislature that recommended adjustments to the formula shall be ready for implementation in the 2022-23 biennium and shall further the goal of rewarding job placement and graduate earnings projections, not time in training or contact hours.

- 12. **Dual Credit.** It is the intent of the Legislature that the Texas Higher Education Coordinating Board work with Texas State Technical College to develop and recommend to the Eighty-seventh Legislature a new Strategy, separate from Returned-Value Formula Funding, to fund dual credit programs based upon the number of semester credit hours offered in dual credit by Texas State Technical College.

TEXAS A&M AGRILIFE RESEARCH

	For the Years Ending	
	August 31, 2020	August 31, 2021
Method of Financing:		
General Revenue Fund	\$ 55,228,148	\$ 55,228,148
GR Dedicated - Clean Air Account No. 151	\$ 455,712	\$ 455,712
Federal Funds	\$ 9,156,520	\$ 9,156,520
<u>Other Funds</u>		
Feed Control Fund - Local No. 058, Locally Held, estimated	\$ 4,510,000	\$ 4,510,000
Sales Funds - Agricultural Experiment Station, Locally Held, estimated	852,503	852,503
Fertilizer Control Fund, Locally Held, estimated	1,225,000	1,225,000
Indirect Cost Recovery, Locally Held, estimated	<u>288,750</u>	<u>288,750</u>
Subtotal, Other Funds	\$ 6,876,253	\$ 6,876,253
Total, Method of Financing	<u>\$ 71,716,633</u>	<u>\$ 71,716,632</u>
Items of Appropriation:		
1. Educational and General State Support	\$ 71,716,633	\$ 71,716,632
Grand Total, TEXAS A&M AGRILIFE RESEARCH	<u>\$ 71,716,633</u>	<u>\$ 71,716,632</u>

This bill pattern represents an estimated 37.6% of this agency's estimated total available funds for the biennium.

Number of Full-Time-Equivalents (FTE)- Appropriated Funds	776.0	776.0
--	-------	-------

TEXAS A&M AGRILIFE RESEARCH
(Continued)

1. Informational Listing of Appropriated Funds. The appropriations made above for Educational and General State Support are subject to the special and general provisions of this Act and include the following amounts for the purposes indicated.

A. Goal: AGRICULTURAL/LIFE SCIENCES RESEARCH

Agricultural and Life Sciences Research.

A.1.1. Strategy: AGRICULTURAL/LIFE SCIENCES RESEARCH	\$ 49,267,791	\$ 49,184,632
Conduct Agricultural and Life Sciences Research.		

B. Goal: REGULATORY SERVICES

Provide Regulatory Services.

B.1.1. Strategy: HONEY BEE REGULATION	\$ 268,062	\$ 270,452
Control Diseases/Pest of EHB & Reduce Impact of AHB thru Regulation.		

B.2.1. Strategy: FEED AND FERTILIZER PROGRAM	\$ 4,753,273	\$ 4,749,336
Monitor and Evaluate Products Distributed in the State.		

Total, Goal B: REGULATORY SERVICES	\$ 5,021,335	\$ 5,019,788
---	--------------	--------------

C. Goal: STAFF BENEFITS

Maintain Staff Benefits Program for Eligible Employees and Retirees.

C.1.1. Strategy: STAFF GROUP INSURANCE	\$ 1,179,000	\$ 1,179,000
Provide Funding for Staff Group Insurance Premiums.		

C.1.2. Strategy: WORKERS' COMP INSURANCE	194,505	194,505
Provide Funding for Workers' Compensation Insurance.		

C.1.3. Strategy: UNEMPLOYMENT INSURANCE	50,231	50,231
Provide Funding for Unemployment Insurance.		

C.1.4. Strategy: OASI	<u>715,966</u>	<u>715,966</u>
Provide Funding for OASI.		

Total, Goal C: STAFF BENEFITS	\$ 2,139,702	\$ 2,139,702
--------------------------------------	--------------	--------------

D. Goal: INDIRECT ADMINISTRATION

D.1.1. Strategy: INDIRECT ADMINISTRATION	\$ 5,647,166	\$ 5,731,873
---	--------------	--------------

D.1.2. Strategy: INFRASTRUCTURE SUPPORT IN BRAZOS CO	6,235,996	6,235,995
Infrastructure Support - In Brazos County.		

D.1.3. Strategy: INFRASTRUCTURE SUPPORT OUTSIDE BRAZOS CO	<u>3,404,643</u>	<u>3,404,642</u>
Infrastructure Support - Outside Brazos County.		

Total, Goal D: INDIRECT ADMINISTRATION	<u>\$ 15,287,805</u>	<u>\$ 15,372,510</u>
---	----------------------	----------------------

Grand Total, TEXAS A&M AGRILIFE RESEARCH	<u>\$ 71,716,633</u>	<u>\$ 71,716,632</u>
---	----------------------	----------------------

Object-of-Expense Informational Listing:

Salaries and Wages	\$ 33,413,092	\$ 33,914,287
Other Personnel Costs	3,327,172	3,366,340
Professional Salaries - Faculty Equivalent (Higher Education Only)	18,687,844	18,968,160
Professional Fees and Services	501,000	501,000
Fuels and Lubricants	211,500	211,500
Consumable Supplies	740,500	740,500
Utilities	86,300	86,300
Travel	345,000	345,000
Rent - Building	6,250	6,250
Rent - Machine and Other	130,100	130,100
Other Operating Expense	13,484,433	12,613,753
Client Services	10,500	10,500
Grants	372,942	372,942
Capital Expenditures	<u>400,000</u>	<u>450,000</u>

Total, Object-of-Expense Informational Listing	<u>\$ 71,716,633</u>	<u>\$ 71,716,632</u>
---	----------------------	----------------------

TEXAS A&M AGRILIFE RESEARCH
(Continued)

Estimated Allocations for Employee Benefits and Debt Service Appropriations Made Elsewhere in this Act:

Employee Benefits

Retirement	\$ 2,241,118	\$ 2,294,035
Group Insurance	9,581,189	9,581,189
Social Security	2,841,135	2,898,526

Total, Estimated Allocations for Employee Benefits and Debt Service Appropriations Made Elsewhere in this Act

\$ 14,663,442 \$ 14,773,750

2. Performance Measure Targets. The following is a listing of the key performance target levels for the Texas A&M AgriLife Research. It is the intent of the Legislature that appropriations made by this Act be utilized in the most efficient and effective manner possible to achieve the intended mission of the Texas A&M AgriLife Research. In order to achieve the objectives and service standards established by this Act, the Texas A&M AgriLife Research shall make every effort to attain the following designated key performance target levels associated with each item of appropriation.

	2020	2021
A. Goal: AGRICULTURAL/LIFE SCIENCES RESEARCH		
Outcome (Results/Impact):		
Percentage Change in Number of Patents, Disclosures, and Licenses	2%	2%
A.1.1. Strategy: AGRICULTURAL/LIFE SCIENCES RESEARCH		
Output (Volume):		
Number of Scientific Publications	1,950	1,950
Explanatory:		
Amount of External Sponsor Support	92,500,000	92,500,000
B. Goal: REGULATORY SERVICES		
B.1.1. Strategy: HONEY BEE REGULATION		
Output (Volume):		
Number of Bee Colonies Inspected	185,000	185,000
Number of Apiaries Inspected	185	185
B.2.1. Strategy: FEED AND FERTILIZER PROGRAM		
Output (Volume):		
Number of Feed and Fertilizer Samples Analyzed by the Agricultural Analytical Services Laboratory	7,000	7,000

3. Limited Waiver from Proportionality Provision. Texas A&M AgriLife Research is specifically exempt from implementation of proportionality for Higher Education Retirement Programs, but only in regard to the retirement match limit that is imposed under the federal Hatch Act and the McIntire-Stennis Act.

4. Equine Research Account. Included in the appropriations above are fees collected in each year of the biennium beginning September 1, 2019, pursuant to Revised Texas Civil Statutes Annotated, Art. 179e, §6.08(h), for the Equine Research Account in support of the Equine Research Program.

5. Agriculture Registration Fees. Included in the appropriations above are fees collected in each year of the biennium beginning September 1, 2019, pursuant to §131.046, Texas Agriculture Code, from the General Revenue Fund (Revenue Object Code 3410) to Texas A&M AgriLife Research for the Honey Bee Disease Program.

6. Advancements in Water Resource Management. Out of the funds appropriated above, \$1,440,000 in fiscal year 2020 and \$1,440,000 in fiscal year 2021 in General Revenue shall be used to support the role of the Texas A&M AgriLife Extension Service, Texas A&M AgriLife Research and the Texas A&M Engineering Experiment Station in advancements in water resources management.

7. Cotton, Wool, and Mohair Research. Out of the funds appropriated above in Strategy A.1.1, Agricultural/Life Sciences Research, \$480,000 in fiscal year 2020 and \$480,000 in fiscal year 2021 in General Revenue shall be used for cotton, wool, and mohair research.

8. Controlling Exotic and Invasive Insect Transmitted Pathogens. Out of the funds appropriated above in Strategy A.1.1, Agricultural/Life Sciences Research, \$2,400,000 in fiscal year 2020 and \$2,400,000 in fiscal year 2021 in General Revenue shall be used to establish comprehensive research programs to control exotic and invasive insect transmitted pathogens in Texas.

TEXAS A&M AGRILIFE EXTENSION SERVICE

	For the Years Ending	
	August 31, 2020	August 31, 2021
Method of Financing:		
General Revenue Fund	\$ 48,497,887	\$ 48,497,887
Federal Funds	\$ 13,404,685	\$ 13,404,685
<u>Other Funds</u>		
County Funds - Extension Programs Fund, estimated	\$ 10,061,064	\$ 10,061,064
Interagency Contracts	3,221,340	3,221,340
License Plate Trust Fund Account No. 0802, estimated	22,000	22,000
Subtotal, Other Funds	\$ 13,304,404	\$ 13,304,404
Total, Method of Financing	\$ 75,206,976	\$ 75,206,976
Items of Appropriation:		
1. Educational and General State Support	\$ 75,206,976	\$ 75,206,976
Grand Total, TEXAS A&M AGRILIFE EXTENSION SERVICE	\$ 75,206,976	\$ 75,206,976

This bill pattern represents an estimated 58.9% of this agency's estimated total available funds for the biennium.

**Number of Full-Time-Equivalents (FTE)-
Appropriated Funds**

1,050.6 1,050.6

1. Informational Listing of Appropriated Funds. The appropriations made above for Educational and General State Support are subject to the special and general provisions of this Act and include the following amounts for the purposes indicated.

A. Goal: HEALTH AND SAFETY EDUCATION

Educate Texans for Improving Their Health, Safety, and Well-Being.

A.1.1. Strategy: HEALTH AND SAFETY EDUCATION	\$ 16,213,052	\$ 16,213,052
Conduct Education Programs: Nutrition, Safety and Dependent Care.		

B. Goal: AGRICULTURE AND NATURAL RESOURCES

Agriculture, Natural Resources, Economic and Environmental Education.

B.1.1. Strategy: EXTEND ED ON AG, NAT RES & ECON DEV	\$ 37,063,052	\$ 37,063,052
Extend Education on Agriculture, Natural Resources & Economic Develop.		

C. Goal: LEADERSHIP DEVELOPMENT

Foster Development of Responsible, Productive & Motivated Youth/Adults.

C.1.1. Strategy: LEADERSHIP DEVELOPMENT	\$ 12,001,881	\$ 12,001,881
Teach Leadership, Life, and Career Skills to Both Youth and Adults.		

D. Goal: WILDLIFE MANAGEMENT

Protect Resources and Property from Wildlife-related Damages.

D.1.1. Strategy: WILDLIFE MANAGEMENT	\$ 3,213,985	\$ 3,213,985
Provide Direct Control and Technical Assistance.		

E. Goal: STAFF BENEFITS

Maintain Staff Benefits Program for Eligible Employees and Retirees.

E.1.1. Strategy: STAFF GROUP INSURANCE	\$ 1,376,719	\$ 1,376,719
Staff Group Insurance Premiums.		
E.1.2. Strategy: WORKERS' COMP INSURANCE	313,394	313,394
Provide Funding for Workers' Compensation Insurance.		

TEXAS A&M AGRILIFE EXTENSION SERVICE
(Continued)

E.1.3. Strategy: UNEMPLOYMENT INSURANCE Provide Funding for Unemployment Insurance.	28,356	28,356
E.1.4. Strategy: OASI Provide Funding for OASI.	603,338	603,338
Total, Goal E: STAFF BENEFITS	\$ 2,321,807	\$ 2,321,807
F. Goal: INDIRECT ADMINISTRATION		
F.1.1. Strategy: INDIRECT ADMINISTRATION	\$ 2,994,185	\$ 2,994,185
F.1.2. Strategy: INFRASTRUCTURE SUPPORT IN BRAZOS CO Infrastructure Support - In Brazos County.	705,468	705,468
F.1.3. Strategy: INFRASTRUCT SUPP OUTSIDE BRAZOS CO Infrastructure Support - Outside Brazos County.	693,546	693,546
Total, Goal F: INDIRECT ADMINISTRATION	\$ 4,393,199	\$ 4,393,199
Grand Total, TEXAS A&M AGRILIFE EXTENSION SERVICE	\$ 75,206,976	\$ 75,206,976
Object-of-Expense Informational Listing:		
Salaries and Wages	\$ 21,820,363	\$ 21,820,363
Other Personnel Costs	4,516,243	4,516,243
Professional Salaries - Faculty Equivalent (Higher Education Only)	10,645,130	10,645,130
Professional Salaries - Extension (Texas AgriLife Extension Svc)	28,869,941	28,869,941
Professional Fees and Services	56,955	56,955
Fuels and Lubricants	38,235	38,235
Consumable Supplies	169,702	169,702
Utilities	85,936	85,936
Travel	875,497	875,497
Rent - Building	246,632	246,632
Rent - Machine and Other	567,041	567,041
Other Operating Expense	5,930,322	5,930,322
Client Services	5,400	5,400
Grants	1,129,579	1,129,579
Capital Expenditures	250,000	250,000
Total, Object-of-Expense Informational Listing	\$ 75,206,976	\$ 75,206,976
Estimated Allocations for Employee Benefits and Debt Service Appropriations Made Elsewhere in this Act:		
<u>Employee Benefits</u>		
Retirement	\$ 2,669,605	\$ 2,760,573
Group Insurance	14,087,223	14,087,223
Social Security	2,940,504	2,999,902
Total, Estimated Allocations for Employee Benefits and Debt Service Appropriations Made Elsewhere in this Act	\$ 19,697,332	\$ 19,847,698

2. Performance Measure Targets. The following is a listing of the key performance target levels for the Texas A&M AgriLife Extension Service. It is the intent of the Legislature that appropriations made by this Act be utilized in the most efficient and effective manner possible to achieve the intended mission of the Texas A&M AgriLife Extension Service. In order to achieve the objectives and service standards established by this Act, the Texas A&M AgriLife Extension Service shall make every effort to attain the following designated key performance target levels associated with each item of appropriation.

	2020	2021
A. Goal: HEALTH AND SAFETY EDUCATION		
Outcome (Results/Impact):		
Educational Program Index Attainment	90	90
A.1.1. Strategy: HEALTH AND SAFETY EDUCATION		
Output (Volume):		
Direct Teaching Exposures	3,841,452	3,841,452

TEXAS A&M AGRILIFE EXTENSION SERVICE
(Continued)

Efficiencies:		
Average Cost Per Educational Contact	2.65	2.65
Percentage of Direct Teaching Exposures Obtained through Distance Education	20%	20%
B. Goal: AGRICULTURE AND NATURAL RESOURCES		
Outcome (Results/Impact):		
Educational Program Index Attainment	90	90
B.1.1. Strategy: EXTEND ED ON AG, NAT RES & ECON DEV		
Output (Volume):		
Direct Teaching Exposures	13,134,332	13,134,332
Efficiencies:		
Average Cost Per Educational Contact	2.7	2.7
Percentage of Direct Teaching Exposures Obtained through Distance Education	60%	60%
C. Goal: LEADERSHIP DEVELOPMENT		
Outcome (Results/Impact):		
Educational Program Index Attainment	90	90
C.1.1. Strategy: LEADERSHIP DEVELOPMENT		
Output (Volume):		
Direct Teaching Exposures	5,319,833	5,319,833
Efficiencies:		
Average Cost Per Educational Contact	1.98	1.98
Percentage of Direct Teaching Exposures Obtained through Distance Education	15%	15%
D. Goal: WILDLIFE MANAGEMENT		
Outcome (Results/Impact):		
Percentage of Counties Receiving Direct Control Assistance	80%	80%
D.1.1. Strategy: WILDLIFE MANAGEMENT		
Output (Volume):		
Number of Properties Provided Wildlife Damage Management Assistance	4,200	4,200
Number of Technical Assistance Projects	12,000	12,000

3. **Integrated Pest Management.** Out of the funds appropriated above, \$49,365 in each year of the biennium is for contracting with the Texas Pest Management Association for pest management. No more than 10 percent of these funds shall be used by the Texas A&M AgriLife Extension Service for administering the program.
4. **Limited Waiver from Proportionality Provision.** For the purpose of determining proportional payments of retirement and group insurance benefits for the Texas A&M AgriLife Extension Service, as required in this Act, County Funds paid directly by County Commissioners Courts shall be considered as General Revenue Funds. The Texas A&M AgriLife Extension Service is specifically exempt from implementation of proportionality for Higher Education Retirement Programs, but only in regard to the retirement match limit that is imposed under the federal Smith-Lever Act and the Hatch Act.
5. **Youth Development Programs in Urban Areas.** The Texas A&M AgriLife Extension Service, in addition to providing ongoing programs for rural residents, shall use the appropriations above to place greater emphasis on providing community leadership development education programming, targeting (but not limited to) youth residing in urban areas.
6. **Workforce Horizons for Texas Youth.** Out of the funds appropriated above, \$250,000 in fiscal year 2020 and \$250,000 in fiscal year 2021 in General Revenue shall be used for the Workforce Horizons for Texas Youth program.
7. **Feral Hog Abatement Program.** Amounts appropriated above out of the General Revenue Fund in Strategy D.1.1, Wildlife Management, include \$450,000 in each fiscal year to be used to implement feral hog abatement technologies. Of this amount, the Texas AgriLife Extension Service shall use a minimum of \$96,250 per fiscal year to fund grants for county feral hog eradication projects in Texas. The Texas A&M AgriLife Extension Service shall submit a report to the Legislative Budget Board and the Governor no later than September 1, 2020, providing information on the number of feral hogs abated and the cost per abatement using certain technologies.

TEXAS A&M AGRILIFE EXTENSION SERVICE
(Continued)

8. Appropriation Restriction on Feral Hog Abatement Using Toxic Substances.

Notwithstanding any other provision of this Act, none of the funds appropriated to the Texas A&M AgriLife Extension Service in this Act may be used for the implementation of warfarin on feral hogs.

9. Surplus Agricultural Products Grant Program Serving Low Income Students. Amounts appropriated above out of the General Revenue Fund in Strategy A.1.1, Health and Safety Education, include \$1,592,588 each fiscal year to fund the Surplus Agricultural Products Grant Program serving low income students and their families.

10. Disaster Readiness and Recovery for Texas. Out of the funds appropriated above in Strategies A.1.1, Health and Safety Education, and B.1.1, Agriculture and Natural Resources, \$3,400,000 in General Revenue in fiscal year 2020 and \$3,400,000 in General Revenue in fiscal year 2021 shall be used to support six regional Disaster Assessment and Recovery Teams (DARTs) made up of Extension professionals with expertise in community resiliency planning, hazard mitigation education, emergency preparedness and long-term recovery processes.

TEXAS A&M ENGINEERING EXPERIMENT STATION

	For the Years Ending	
	August 31, 2020	August 31, 2021
Method of Financing:		
General Revenue Fund	\$ 23,126,275	\$ 23,127,274
GR Dedicated - Texas Emissions Reduction Plan Account No. 5071	\$ 443,562	\$ 443,561
Federal Funds	\$ 53,708,052	\$ 53,708,052
<u>Other Funds</u>		
Interagency Contracts	\$ 2,493,167	\$ 2,493,168
Other Funds	42,521,383	42,521,383
Indirect Cost Recovery, Locally Held, estimated	3,008,182	3,008,182
Subtotal, Other Funds	\$ 48,022,732	\$ 48,022,733
Total, Method of Financing	\$ 125,300,621	\$ 125,301,620
Items of Appropriation:		
1. Educational and General State Support	\$ 125,300,621	\$ 125,301,620
Grand Total, TEXAS A&M ENGINEERING EXPERIMENT STATION	\$ 125,300,621	\$ 125,301,620

This bill pattern represents an estimated 88.8% of this agency's estimated total available funds for the biennium.

**Number of Full-Time-Equivalents (FTE)-
Appropriated Funds**

842.4 842.4

1. Informational Listing of Appropriated Funds. The appropriations made above for Educational and General State Support are subject to the special and general provisions of this Act and include the following amounts for the purposes indicated.

A. Goal: ENGINEERING RESEARCH

Conduct engineering & related research to enhance higher ed & eco dev.

A.1.1. Strategy: RESEARCH PROGRAMS	\$ 99,677,868	\$ 99,677,868
A.2.1. Strategy: TECHNOLOGY TRANSFER	\$ 689,687	\$ 689,687
A.3.1. Strategy: WORKFORCE DEVELOPMENT	\$ 6,352,869	\$ 6,352,869
Total, Goal A: ENGINEERING RESEARCH	\$ 106,720,424	\$ 106,720,424

TEXAS A&M ENGINEERING EXPERIMENT STATION
(Continued)

B. Goal: STAFF BENEFITS

Maintain staff benefits program for eligible employees and retirees.

B.1.1. Strategy: STAFF GROUP INSURANCE	\$ 2,941,214	\$ 2,941,214
Provide funding for staff group insurance premiums.		
B.1.2. Strategy: WORKERS' COMP INSURANCE	52,285	52,285
Provide funding for workers' compensation insurance.		
B.1.3. Strategy: UNEMPLOYMENT INSURANCE	26,650	26,650
Provide funding for unemployment insurance.		
B.1.4. Strategy: OASI	1,054,535	1,054,535
Provide funding for OASI.		
B.1.5. Strategy: OPTIONAL RETIREMENT PROGRAM	<u>32,631</u>	<u>32,631</u>
Optional Retirement Program Differential.		
Total, Goal B: STAFF BENEFITS	\$ 4,107,315	\$ 4,107,315

C. Goal: INDIRECT ADMINISTRATION

C.1.1. Strategy: INDIRECT ADMINISTRATION	\$ 4,043,661	\$ 4,043,661
C.1.2. Strategy: INFRASTRUCTURE SUPPORT	5,627,814	5,627,814
C.1.3. Strategy: CENTER FOR INFRASTRUCTURE RENEWAL	<u>4,801,407</u>	<u>4,802,406</u>
Total, Goal C: INDIRECT ADMINISTRATION	\$ 14,472,882	\$ 14,473,881

Grand Total, TEXAS A&M ENGINEERING EXPERIMENT STATION	<u>\$ 125,300,621</u>	<u>\$ 125,301,620</u>
--	-----------------------	-----------------------

Object-of-Expense Informational Listing:

Salaries and Wages	\$ 42,263,287	\$ 42,263,330
Other Personnel Costs	1,907,790	1,907,790
Professional Salaries - Faculty Equivalent (Higher Education Only)	15,725,717	15,725,717
Professional Fees and Services	3,582,996	3,582,996
Fuels and Lubricants	11,299	11,299
Consumable Supplies	1,449,568	1,449,568
Utilities	128,633	128,633
Travel	3,296,769	3,296,769
Rent - Building	516,276	516,276
Rent - Machine and Other	282,205	282,205
Other Operating Expense	39,910,677	39,908,818
Client Services	8,156,654	8,156,654
Grants	3,227,629	3,227,629
Capital Expenditures	<u>4,841,121</u>	<u>4,843,936</u>
Total, Object-of-Expense Informational Listing	\$ 125,300,621	\$ 125,301,620

Estimated Allocations for Employee Benefits and Debt Service Appropriations Made Elsewhere in this Act:

<u>Employee Benefits</u>		
Retirement	\$ 865,508	\$ 888,209
Group Insurance	2,393,714	2,393,714
Social Security	<u>1,040,659</u>	<u>1,061,680</u>

Total, Estimated Allocations for Employee Benefits and Debt Service Appropriations Made Elsewhere in this Act	<u>\$ 4,299,881</u>	<u>\$ 4,343,603</u>
--	---------------------	---------------------

2. Performance Measure Targets. The following is a listing of the key performance target levels for the Texas A&M Engineering Experiment Station. It is the intent of the Legislature that appropriations made by this Act be utilized in the most efficient and effective manner possible to achieve the intended mission of the Texas A&M Engineering Experiment Station. In order to achieve the objectives and service standards established by this Act, the Texas A&M Engineering Experiment Station shall make every effort to attain the following designated key performance target levels associated with each item of appropriation.

TEXAS A&M ENGINEERING EXPERIMENT STATION
(Continued)

	2020	2021
A. Goal: ENGINEERING RESEARCH		
Outcome (Results/Impact):		
Leverage Ratio of General Revenue Appropriations to Total Funds (Excluding Infrastructure Funds)	15	15
Total Dollar Volume of Research (Millions)	125.8	125.8
Number of Formal License Agreements	10	10
A.1.1. Strategy: RESEARCH PROGRAMS		
Output (Volume):		
Dollar Volume Sponsored of Research Awards (Millions)	125.8	125.8
Number of Sponsored Research Projects	1,255	1,255
Number of Collaborative Initiatives	220	220
Dollar Volume of Activities (Millions)	22.5	22.5
A.2.1. Strategy: TECHNOLOGY TRANSFER		
Output (Volume):		
Number of Patent Applications	65	65
Number of Industry-sponsored Research Projects	210	210
A.3.1. Strategy: WORKFORCE DEVELOPMENT		
Output (Volume):		
Number of Students from Underrepresented Groups Participating in Agency Activities	21,272	21,272

3. **Offshore Technology Research Center.** Out of the funds appropriated above in Strategy A.1.1, Research Programs, \$203,861 in fiscal year 2020 and \$203,861 in fiscal year 2021 is for the purpose of supporting the Offshore Technology Research Center.

4. **Nuclear Power Institute.** Out of the funds appropriated above in Strategy A.3.1, Workforce Development, the Texas A&M Engineering Experiment Station shall allocate \$3,250,000 in fiscal year 2020 and \$3,250,000 in fiscal year 2021 in General Revenue to the Nuclear Power Institute to develop the necessary workforce for the new nuclear power plants developed in Texas and to sustain a new clean industry in Texas.

5. **Debt Service for the Center for Infrastructure Renewal.** Out of the funds appropriated above in Strategy C.1.3, Center for Infrastructure Renewal, General Revenue is to be used for debt service for the Center for Infrastructure Renewal in the amounts of \$4,801,407 in fiscal year 2020 and \$4,802,406 in fiscal year 2021, and is contingent upon this Act passing by a two-thirds majority in each house. The Legislature hereby finds in accordance with Article 7, Section 18(i) of the Texas Constitution, that there is a demonstrated need for the infrastructure renewal facility at Texas A&M Engineering Experiment Station.

6. **NASA Programs.** Appropriations in Strategy A.3.1, Workforce Development, include \$840,617 in General Revenue in fiscal year 2020 and \$840,617 in General Revenue in fiscal year 2021 for the Space Alliance Technology Outreach Program and the Texas Aerospace Scholars Program.

TEXAS A&M TRANSPORTATION INSTITUTE

	For the Years Ending	
	August 31, 2020	August 31, 2021
Method of Financing:		
General Revenue Fund	\$ 7,613,283	\$ 7,613,282
Federal Funds	\$ 15,202,597	\$ 15,506,647
<u>Other Funds</u>		
Appropriated Receipts	\$ 7,430,172	\$ 7,560,198
Interagency Contracts	29,707,858	30,004,937
Indirect Cost Recovery, Locally Held, estimated	12,939,702	13,166,147
Subtotal, Other Funds	\$ 50,077,732	\$ 50,731,282
Total, Method of Financing	\$ 72,893,612	\$ 73,851,211
Items of Appropriation:		
1. Educational and General State Support	\$ 72,893,612	\$ 73,851,211
Grand Total, TEXAS A&M TRANSPORTATION INSTITUTE	\$ 72,893,612	\$ 73,851,211

TEXAS A&M TRANSPORTATION INSTITUTE
(Continued)

This bill pattern represents an estimated 94.7% of this agency's estimated total available funds for the biennium.

Number of Full-Time-Equivalents (FTE)- Appropriated Funds	419.7	419.7
--	-------	-------

1. Informational Listing of Appropriated Funds. The appropriations made above for Educational and General State Support are subject to the special and general provisions of this Act and include the following amounts for the purposes indicated.

A. Goal: TRANSPORTATION RESEARCH

Transportation Research, Dissemination & Transportation Education.

A.1.1. Strategy: SPONSORED RESEARCH Sponsored Transportation Research.	\$ 57,789,040	\$ 58,585,467
A.1.2. Strategy: NATIONAL CENTERS Research/Education within the National Centers.	4,075,381	4,116,090
Total, Goal A: TRANSPORTATION RESEARCH	\$ 61,864,421	\$ 62,701,557

B. Goal: STAFF BENEFITS

Maintain Staff Benefits Program for Eligible Employees and Retirees.

B.1.1. Strategy: STAFF GROUP INSURANCE Provide Funding for Staff Group Insurance Premiums.	\$ 2,781,921	\$ 2,821,810
B.1.2. Strategy: WORKERS' COMP INSURANCE Provide Funding for Workers' Compensation Insurance.	64,817	65,765
B.1.3. Strategy: UNEMPLOYMENT INSURANCE Provide Funding for Unemployment Insurance.	32,689	33,154
B.1.4. Strategy: OASI Provide Funding for OASI.	2,053,413	2,082,595
Total, Goal B: STAFF BENEFITS	\$ 4,932,840	\$ 5,003,324

C. Goal: INDIRECT ADMINISTRATION

C.1.1. Strategy: INDIRECT ADMINISTRATION	\$ 3,781,022	\$ 3,831,002
C.1.2. Strategy: INFRASTRUCTURE SUPPORT	2,315,329	2,315,328
Total, Goal C: INDIRECT ADMINISTRATION	\$ 6,096,351	\$ 6,146,330

Grand Total, TEXAS A&M TRANSPORTATION INSTITUTE

	\$ 72,893,612	\$ 73,851,211
--	---------------	---------------

Object-of-Expense Informational Listing:

Salaries and Wages	\$ 38,474,038	\$ 38,991,078
Other Personnel Costs	4,722,494	4,788,091
Professional Fees and Services	269,939	273,601
Fuels and Lubricants	14,902	15,107
Consumable Supplies	809,260	820,375
Utilities	412,531	418,206
Travel	1,642,336	1,664,652
Rent - Building	987,381	1,000,937
Rent - Machine and Other	898,698	910,869
Other Operating Expense	22,188,397	22,460,568
Capital Expenditures	2,473,636	2,507,727

Total, Object-of-Expense Informational Listing	\$ 72,893,612	\$ 73,851,211
---	---------------	---------------

Estimated Allocations for Employee Benefits and Debt Service Appropriations Made Elsewhere in this Act:

Employee Benefits

Retirement	\$ 2,338,807	\$ 2,373,163
Group Insurance	1,236,611	1,236,611
Social Security	271,544	277,029

Total, Estimated Allocations for Employee Benefits and Debt Service Appropriations Made Elsewhere in this Act

	\$ 3,846,962	\$ 3,886,803
--	--------------	--------------

TEXAS A&M TRANSPORTATION INSTITUTE
(Continued)

2. Performance Measure Targets. The following is a listing of the key performance target levels for the Texas A&M Transportation Institute. It is the intent of the Legislature that appropriations made by this Act be utilized in the most efficient and effective manner possible to achieve the intended mission of the Texas A&M Transportation Institute. In order to achieve the objectives and service standards established by this Act, the Texas A&M Transportation Institute shall make every effort to attain the following designated key performance target levels associated with each item of appropriation.

	2020	2021
A. Goal: TRANSPORTATION RESEARCH		
Outcome (Results/Impact):		
Total Dollar Volume of Research	65,773,726	66,677,284
Leverage Ratio of Direct State Funding to Total Funds (Excluding Infrastructure Funds)	17.6	17.78
A.1.1. Strategy: SPONSORED RESEARCH		
Output (Volume):		
Number of TTI Patented Safety Devices Installed	988,720	1,008,720
Average Number of Students Involved in TTI Education and Research Activities	183	183
Dollar Volume of Research	61,455,378	62,315,753
A.1.2. Strategy: NATIONAL CENTERS		
Output (Volume):		
Average Number of Students Involved in National Centers Education and Research Activities	51	51
Dollar Volume of National Center Research	4,318,348	4,361,531

3. Transportation Safety Center. Out of funds appropriated above, \$960,000 in fiscal year 2020 and \$960,000 in fiscal year 2021 out of General Revenue shall be used to fund the Transportation Safety Center to conduct research, education, and technology transfer to improve the safety of Texas' roads and highways.

4. Center for International Intelligent Transportation. Out of funds appropriated above, \$816,000 in fiscal year 2020 and \$816,000 in fiscal year 2021 out of General Revenue shall be used to fund the Center for International Intelligent Transportation in El Paso to conduct research, education, and technology transfer to improve the safety of Texas' roads and highways for secure international transportation and other issues specific to the El Paso region, international and border settings.

TEXAS A&M ENGINEERING EXTENSION SERVICE

	For the Years Ending	
	August 31, 2020	August 31, 2021
Method of Financing:		
General Revenue Fund	\$ 8,923,537	\$ 8,923,537
Federal Funds	\$ 23,790,458	\$ 23,533,099
<u>Other Funds</u>		
Appropriated Receipts	\$ 49,286,018	\$ 49,668,196
Interagency Contracts	1,710,975	1,710,975
Indirect Cost Recovery, Locally Held, estimated	6,129,474	6,004,655
Subtotal, Other Funds	\$ 57,126,467	\$ 57,383,826
Total, Method of Financing	\$ 89,840,462	\$ 89,840,462
Items of Appropriation:		
1. Educational and General State Support	\$ 89,840,462	\$ 89,840,462
Grand Total, TEXAS A&M ENGINEERING EXTENSION SERVICE	\$ 89,840,462	\$ 89,840,462

This bill pattern represents an estimated 98.2% of this agency's estimated total available funds for the biennium.

Number of Full-Time-Equivalents (FTE)- Appropriated Funds	567.8	567.8
--	-------	-------

TEXAS A&M ENGINEERING EXTENSION SERVICE
(Continued)

1. Informational Listing of Appropriated Funds. The appropriations made above for Educational and General State Support are subject to the special and general provisions of this Act and include the following amounts for the purposes indicated.

A. Goal: PROVIDE TRAINING

Provide Training and Technical Assistance.

A.1.1. Strategy: PUBLIC SECTOR TRAINING	\$ 44,451,526	\$ 44,451,526
Provide Public Sector Training.		
A.1.2. Strategy: PRIVATE SECTOR TRAINING	12,393,052	12,393,052
Provide Private Sector Training.		

Total, Goal A: PROVIDE TRAINING	\$ 56,844,578	\$ 56,844,578
--	---------------	---------------

B. Goal: PROVIDE TECHNICAL ASSISTANCE

B.1.1. Strategy: PROVIDE TECHNICAL ASSISTANCE	\$ 4,923,541	\$ 4,923,541
--	--------------	--------------

C. Goal: PROVIDE EMERGENCY RESPONSE

C.1.1. Strategy: TEXAS TASK FORCE 1 AND 2 CAPABILITY	\$ 6,623,055	\$ 6,623,055
Provide Texas Task Force One and Two Capabilities.		

D. Goal: STAFF BENEFITS

Maintain Staff Benefits Program for Eligible Employees and Retirees.

D.1.1. Strategy: STAFF GROUP INSURANCE	\$ 5,096,948	\$ 5,096,948
Provide Funding for Staff Group Insurance Premiums.		
D.1.2. Strategy: WORKERS' COMPENSATION INSURANCE	91,185	91,185
Provide Funding for Workers' Compensation Insurance.		
D.1.3. Strategy: UNEMPLOYMENT INSURANCE	123,307	123,307
Provide Funding for Unemployment Insurance.		
D.1.4. Strategy: OASI	2,624,317	2,624,317
Provide funding for OASI.		

Total, Goal D: STAFF BENEFITS	\$ 7,935,757	\$ 7,935,757
--------------------------------------	--------------	--------------

E. Goal: INDIRECT ADMINISTRATION

E.1.1. Strategy: INDIRECT ADMINISTRATION	\$ 11,618,087	\$ 11,618,087
E.1.2. Strategy: INFRASTRUCTURE SUPPORT	1,895,444	1,895,444

Total, Goal E: INDIRECT ADMINISTRATION	\$ 13,513,531	\$ 13,513,531
---	---------------	---------------

Grand Total, TEXAS A&M ENGINEERING EXTENSION SERVICE

\$ 89,840,462	\$ 89,840,462
---------------	---------------

Object-of-Expense Informational Listing:

Salaries and Wages	\$ 38,065,389	\$ 38,065,389
Other Personnel Costs	5,797,270	5,797,270
Professional Fees and Services	1,071,938	1,071,938
Fuels and Lubricants	13,143	13,143
Consumable Supplies	251,749	251,749
Utilities	706,339	706,339
Travel	7,053,245	7,053,245
Rent - Building	216,687	216,687
Rent - Machine and Other	525,969	525,969
Other Operating Expense	36,138,733	36,138,733

Total, Object-of-Expense Informational Listing	\$ 89,840,462	\$ 89,840,462
---	---------------	---------------

Estimated Allocations for Employee Benefits and Debt Service Appropriations Made Elsewhere in this Act:

Employee Benefits

Retirement	\$ 231,119	\$ 242,877
------------	------------	------------

TEXAS A&M ENGINEERING EXTENSION SERVICE
(Continued)

Group Insurance	686,170	686,170
Social Security	255,572	260,734

Total, Estimated Allocations for Employee Benefits and Debt Service Appropriations Made Elsewhere in this Act \$ 1,172,861 \$ 1,189,781

2. Performance Measure Targets. The following is a listing of the key performance target levels for the Texas A&M Engineering Extension Service. It is the intent of the Legislature that appropriations made by this Act be utilized in the most efficient and effective manner possible to achieve the intended mission of the Texas A&M Engineering Extension Service. In order to achieve the objectives and service standards established by this Act, the Texas A&M Engineering Extension Service shall make every effort to attain the following designated key performance target levels associated with each item of appropriation.

	2020	2021
A. Goal: PROVIDE TRAINING		
Outcome (Results/Impact):		
Leverage Ratio of General Revenue Appropriations to Total Funds (Excluding Infrastructure Funds)	0.08	0.08
A.1.1. Strategy: PUBLIC SECTOR TRAINING		
Output (Volume):		
Number of Student Contact Hours	1,448,011	1,448,011
B. Goal: PROVIDE TECHNICAL ASSISTANCE		
B.1.1. Strategy: PROVIDE TECHNICAL ASSISTANCE		
Output (Volume):		
Number of Service Contact Hours	59,880	59,880
C. Goal: PROVIDE EMERGENCY RESPONSE		
C.1.1. Strategy: TEXAS TASK FORCE 1 AND 2 CAPABILITY		
Output (Volume):		
Number of Emergency Response Teams Operationally Ready	27	27
Number of Hours Spent on Emergency Response	33,832	33,832

3. Pay for Regular Compensatory Time. The Texas A&M Engineering Extension Service may use the appropriations above to pay its Fair Labor Standards Act exempt employees on a straight-time basis for work on a holiday or for regular compensatory time hours when such time is worked in connection with a state or federal activation and when the taking of regular compensatory time off would be disruptive to normal business functions.

4. Ensuring Texas Task Force 1 and 2 Operational Readiness. Out of the General Revenue funds appropriated above, \$1,506,375 per fiscal year shall be used to support the operational readiness of Texas Task Force 1, and \$1,000,000 per fiscal year shall be used to support the operational readiness of Texas Task Force 2.

5. Underserved/Rural Firefighter Training Support. Out of the funds appropriated above, \$750,000 in fiscal year 2020 and \$750,000 in fiscal year 2021 in General Revenue shall be used to provide training to underserved firefighters through extension area schools.

6. Texas Law Enforcement Extension (LEX) Rural Training Initiative. Out of the funds appropriated above, \$250,000 in fiscal year 2020 and \$250,000 in fiscal year 2021 in General Revenue shall be used to support training for rural peace officers, jailers, and telecommunications personnel.

TEXAS A&M FOREST SERVICE

	For the Years Ending	
	August 31, 2020	August 31, 2021
Method of Financing:		
General Revenue Fund		
General Revenue Fund	\$ 11,035,217	\$ 11,035,216
General Revenue - Insurance Companies Maintenance Tax and Insurance Department Fees	21,569,182	21,569,182
Subtotal, General Revenue Fund	\$ 32,604,399	\$ 32,604,398

TEXAS A&M FOREST SERVICE
(Continued)

<u>General Revenue Fund - Dedicated</u>		
Volunteer Fire Department Assistance Account No. 5064	\$ 23,051,548	\$ 23,051,549
Rural Volunteer Fire Department Insurance Account No. 5066, estimated	<u>1,702,500</u>	<u>1,702,500</u>
Subtotal, General Revenue Fund - Dedicated	\$ 24,754,048	\$ 24,754,049
Federal Funds	\$ 3,517,982	\$ 3,517,982
<u>Other Funds</u>		
Appropriated Receipts	\$ 941,728	\$ 941,728
License Plate Trust Fund Account No. 0802, estimated	<u>5,000</u>	<u>5,000</u>
Subtotal, Other Funds	\$ 946,728	\$ 946,728
Total, Method of Financing	<u>\$ 61,823,157</u>	<u>\$ 61,823,157</u>
Items of Appropriation:		
1. Educational and General State Support	\$ 61,823,157	\$ 61,823,157
Grand Total, TEXAS A&M FOREST SERVICE	<u>\$ 61,823,157</u>	<u>\$ 61,823,157</u>

This bill pattern represents an estimated 91.8% of this agency's estimated total available funds for the biennium.

Number of Full-Time-Equivalents (FTE)- Appropriated Funds	501.1	501.1
--	-------	-------

1. Informational Listing of Appropriated Funds. The appropriations made above for Educational and General State Support are subject to the special and general provisions of this Act and include the following amounts for the purposes indicated.

A. Goal: DEVELOP FOREST RESOURCES

Develop Forest/Tree Resources to Sustain Life, Environment & Property.

A.1.1. Strategy: FORESTRY LEADERSHIP Provide Professional Forestry Leadership & Resource Marketing.	\$ 6,768,942	\$ 6,768,942
A.1.2. Strategy: FOREST / TREE RESOURCES ENHANCEMENT Provide Leadership in Enhancement of Tree and Forest Resources.	1,649,420	1,649,420
A.1.3. Strategy: FOREST INSECTS AND DISEASES Provide Detection/Notification/Control of Forest/Tree Insect & Disease.	<u>796,347</u>	<u>796,347</u>

Total, Goal A: DEVELOP FOREST RESOURCES	\$ 9,214,709	\$ 9,214,709
--	--------------	--------------

B. Goal: PROTECT FOREST RESOURCES

Protect Forest / Tree Resources, Citizens, and Property.

B.1.1. Strategy: TWPP - TFS OPERATIONS Texas Wildfire Protection Plan - Texas A&M Forest Service Operations.	\$ 28,121,253	\$ 28,121,253
B.1.2. Strategy: TWPP - VFD GRANTS Texas Wildfire Protection Plan - VFD Grants.	19,229,646	19,229,647
B.1.3. Strategy: TWPP - TIFMAS GRANTS Texas Wildfire Protection Plan - TIFMAS Grants.	<u>1,000,000</u>	<u>1,000,000</u>

Total, Goal B: PROTECT FOREST RESOURCES	\$ 48,350,899	\$ 48,350,900
--	---------------	---------------

C. Goal: STAFF BENEFITS

Maintain Staff Benefits Program for Eligible Employees and Retirees.

C.1.1. Strategy: STAFF GROUP INSURANCE Provide Funding for Staff Group Insurance Premiums.	\$ 1,065,162	\$ 1,065,162
C.1.2. Strategy: WORKERS' COMP INSURANCE Provide Funding for Workers' Compensation Insurance.	163,651	163,651

TEXAS A&M FOREST SERVICE
(Continued)

C.1.3. Strategy: UNEMPLOYMENT INSURANCE	4,034	4,034
Provide Funding for Unemployment Insurance.		
C.1.4. Strategy: OASI	394,263	394,263
Provide Funding for OASI.		
C.1.5. Strategy: HAZARDOUS DUTY PAY	13,900	13,900
Provide Funding for Hazardous Duty Pay.		
Total, Goal C: STAFF BENEFITS	\$ 1,641,010	\$ 1,641,010
D. Goal: INDIRECT ADMINISTRATION		
D.1.1. Strategy: INDIRECT ADMINISTRATION	\$ 1,988,490	\$ 1,988,490
D.1.2. Strategy: INFRASTRUCTURE SUPPORT IN BRAZOS CO	140,095	140,094
Infrastructure Support - In Brazos County.		
D.1.3. Strategy: INFRASTRUCT SUPP OUTSIDE BRAZOS CO	487,954	487,954
Infrastructure Support - Outside Brazos County.		
Total, Goal D: INDIRECT ADMINISTRATION	\$ 2,616,539	\$ 2,616,538
Grand Total, TEXAS A&M FOREST SERVICE	\$ 61,823,157	\$ 61,823,157

Object-of-Expense Informational Listing:

Salaries and Wages	\$ 23,339,927	\$ 23,339,927
Other Personnel Costs	1,707,488	1,707,488
Professional Fees and Services	9,200	9,200
Fuels and Lubricants	1,616,646	1,616,646
Consumable Supplies	556,138	556,138
Utilities	511,333	511,333
Travel	1,107,163	1,107,163
Rent - Building	75,334	75,334
Rent - Machine and Other	356,227	356,227
Other Operating Expense	6,978,840	6,978,839
Grants	20,390,646	20,390,647
Capital Expenditures	5,174,215	5,174,215
Total, Object-of-Expense Informational Listing	\$ 61,823,157	\$ 61,823,157

Estimated Allocations for Employee Benefits and Debt Service Appropriations Made Elsewhere in this Act:

Employee Benefits

Retirement	\$ 1,768,297	\$ 1,859,506
Group Insurance	4,280,777	4,280,777
Social Security	1,539,874	1,570,979

Total, Estimated Allocations for Employee Benefits and Debt Service Appropriations Made Elsewhere in this Act

\$ 7,588,948 \$ 7,711,262

2. Performance Measure Targets. The following is a listing of the key performance target levels for the Texas A&M Forest Service. It is the intent of the Legislature that appropriations made by this Act be utilized in the most efficient and effective manner possible to achieve the intended mission of the Texas A&M Forest Service. In order to achieve the objectives and service standards established by this Act, the Texas A&M Forest Service shall make every effort to attain the following designated key performance target levels associated with each item of appropriation.

	2020	2021
A. Goal: DEVELOP FOREST RESOURCES		
Outcome (Results/Impact):		
Number of Acres Impacted through Windbreak and Wildlife		
Habitat Seedlings Sold	3,000	3,000
Property Value Saved by Oak Wilt Treatments	5,500,000	5,500,000
Commercial Timber Value of Forested Acres Assessed	4,500,000,000	4,500,000,000
A.1.1. Strategy: FORESTRY LEADERSHIP		
Output (Volume):		
Number of Trees Planted on Private Land in Texas	15,000,000	15,000,000
Number of Resource Development Assists	22,000	22,000
A.1.2. Strategy: FOREST / TREE RESOURCES ENHANCEMENT		
Output (Volume):		
Number of Community Assists	500	500
Number of Windbreak and Wildlife Habitat Seedlings Sold	60,000	60,000

TEXAS A&M FOREST SERVICE
(Continued)

A.1.3. Strategy: FOREST INSECTS AND DISEASES

Output (Volume):

Number of Property Owners Provided with Oak Wilt Information	68,000	68,000
--	--------	--------

B. Goal: PROTECT FOREST RESOURCES

Outcome (Results/Impact):

Saved - To- Lost Ratio of Resource and Property Values from Wildfire	6	6
--	---	---

B.1.1. Strategy: TWPP - TFS OPERATIONS

Output (Volume):

Number of Contact Hours of Firefighter and Emergency Responder Training	50,000	50,000
Number of Hours Spent For Emergency Response	67,000	67,000
Market Value of Assistance Provided to Fire Departments	28,500,000	28,500,000

3. **Overtime Payments, Contingency.** Included in the appropriation above, \$335,223 for each year of the biennium is for the sole purpose of paying overtime expenses of employees of the Texas A&M Forest Service when such overtime is incurred in emergency response activities. It is further provided that payments from this appropriation shall be made only upon overtime payroll vouchers submitted to the State Comptroller. Any balances remaining as of August 31, 2019, are hereby appropriated for the same purpose for the biennium beginning September 1, 2019, and balances remaining as of August 31, 2020, are hereby appropriated for fiscal year 2021.

4. **Texas Wildfire Protection Plan.** Out of the funds appropriated above, \$18,678,100 from the GR-Insurance Companies Maintenance Tax and \$4,248,521 in General Revenue in each year of the biennium shall be used for the Texas Wildfire Protection Plan.

5. **Pay for Regular Compensatory Time.** The Texas A&M Forest Service may use the appropriations above to pay its Fair Labor Standards Act exempt employees on a straight-time basis for work on a holiday or for regular compensatory time hours when such time is worked in connection with an emergency and when the taking of regular compensatory time off would be disruptive to normal business functions.

6. **Texas Intrastate Fire Mutual Aid System (TIFMAS) Grants.** Out of the funds appropriated above, \$1,000,000 from the GR-Insurance Companies Maintenance Tax in each year of the biennium shall be used for Texas Intrastate Fire Mutual Aid System Grants. In accordance with Government Code Section 614.105, these funds shall be transferred to a separate account within the Volunteer Fire Department Assistance Account No. 5064 and expended in accordance with the provisions contained in the same statute.

7. **Rural Volunteer Fire Department Assistance Program (Wildfire Protection Plan).** Out of the funds appropriated above, \$23,051,548 in fiscal year 2020 and \$23,051,549 in fiscal year 2021 in General Revenue-Dedicated Volunteer Fire Department Assistance Account No. 5064 shall be used to assist volunteer fire departments and provide for equipment and training needs, including specific training for handling industrial emergency incidents and response involving ammonium nitrate used as fertilizer, by building their capacity to respond to fires locally. The Texas A&M Forest Service shall submit a report to the Legislature regarding expenditures of all grants under this program, including enrollment numbers and type of training administered through the expenditure of these funds. An amount not to exceed 7 percent of total appropriations per fiscal year from General Revenue-Dedicated Volunteer Fire Department Assistance Account No. 5064 shall be used to administer grants.

8. **Rural Border County Emergency Services.** Out of the funds appropriated above in Strategy B.1.1, TWPP - TFS Operations, \$100,000 in General Revenue in fiscal year 2020 and \$100,000 in General Revenue in fiscal year 2021 shall be used to support Rural Border County Emergency Services.

TEXAS A&M VETERINARY MEDICAL DIAGNOSTIC LABORATORY

	For the Years Ending	
Method of Financing:	August 31, 2020	August 31, 2021
General Revenue Fund	\$ 9,273,893	\$ 9,273,891

TEXAS A&M VETERINARY MEDICAL DIAGNOSTIC LABORATORY
(Continued)

Federal Funds	\$	346,722	\$	346,722
<u>Other Funds</u>				
Drug Testing Laboratory Fee Revenue, estimated	\$	951,417	\$	951,417
Veterinary Medical Diagnostic Laboratory Fee Revenue, estimated		10,303,212		10,301,212
Subtotal, Other Funds	\$	11,254,629	\$	11,252,629
Total, Method of Financing	\$	20,875,244	\$	20,873,242
Items of Appropriation:				
1. Educational and General State Support	\$	20,875,244	\$	20,873,242
Grand Total, TEXAS A&M VETERINARY MEDICAL DIAGNOSTIC LABORATORY	\$	20,875,244	\$	20,873,242
 This bill pattern represents an estimated 99.8% of this agency's estimated total available funds for the biennium.				
Number of Full-Time-Equivalents (FTE)-Appropriated Funds				
		161.0		161.0
 1. Informational Listing of Appropriated Funds. The appropriations made above for Educational and General State Support are subject to the special and general provisions of this Act and include the following amounts for the purposes indicated.				
A. Goal: DIAGNOSTIC AND DRUG TESTING				
Provide Diagnostic Services Drug/Export Tests, & Disease Surveillance.				
A.1.1. Strategy: DIAGNOSTIC SERVICES	\$	13,001,442	\$	13,001,442
Provide Diagnostic Service and Disease Surveillance.				
A.2.1. Strategy: DRUG TESTING SERVICE	\$	846,133	\$	846,133
Provide Drug Testing Service.				
Total, Goal A: DIAGNOSTIC AND DRUG TESTING	\$	13,847,575	\$	13,847,575
 B. Goal: STAFF BENEFITS				
Maintain Staff Benefits Program for Eligible Employees and Retirees.				
B.1.1. Strategy: STAFF GROUP INSURANCE	\$	1,292,936	\$	1,292,936
Provide Funding for Staff Group Insurance Premiums.				
B.1.2. Strategy: WORKERS' COMP INSURANCE		16,212		16,212
Provide Funding for Workers' Compensation Insurance.				
B.1.3. Strategy: UNEMPLOYMENT INSURANCE		12,403		12,403
Provide Funding for Unemployment Insurance.				
B.1.4. Strategy: OASI		444,809		444,809
Provide Funding for OASI.				
B.1.5. Strategy: OPTIONAL RETIREMENT PROGRAM		9,345		9,345
Optional Retirement Program Differential.				
Total, Goal B: STAFF BENEFITS	\$	1,775,705	\$	1,775,705
 C. Goal: INDIRECT ADMINISTRATION				
C.1.1. Strategy: INDIRECT ADMINISTRATION	\$	1,686,109	\$	1,686,109
C.1.2. Strategy: INFRASTRUCTURE SUPPORT IN BRAZOS CO		549,287		549,286
Infrastructure Support - In Brazos County.				
C.1.3. Strategy: INFRASTRUCTURE SUPP OUTSIDE BRAZOS CO		88,918		88,917
Infrastructure Support - Outside Brazos County.				
C.2.1. Strategy: DEBT SERVICE - COLLEGE STATION	\$	2,927,650	\$	2,925,650
Total, Goal C: INDIRECT ADMINISTRATION	\$	5,251,964	\$	5,249,962
Grand Total, TEXAS A&M VETERINARY MEDICAL DIAGNOSTIC LABORATORY	\$	20,875,244	\$	20,873,242

TEXAS A&M VETERINARY MEDICAL DIAGNOSTIC LABORATORY
(Continued)

Object-of-Expense Informational Listing:

Salaries and Wages	\$ 9,175,331	\$ 9,175,331
Other Personnel Costs	2,045,076	2,045,076
Professional Fees and Services	36,875	36,875
Fuels and Lubricants	4,829	4,829
Consumable Supplies	3,017,618	3,017,618
Utilities	91,075	91,075
Travel	113,462	113,462
Rent - Building	19,558	19,558
Rent - Machine and Other	38,439	38,439
Debt Service	2,927,650	2,925,650
Other Operating Expense	3,254,331	3,254,329
Client Services	1,000	1,000
Capital Expenditures	<u>150,000</u>	<u>150,000</u>

Total, Object-of-Expense Informational Listing \$ 20,875,244 \$ 20,873,242

Estimated Allocations for Employee Benefits and Debt Service Appropriations Made Elsewhere in this Act:

Employee Benefits

Retirement	\$ 168,540	\$ 173,756
Group Insurance	503,160	503,160
Social Security	<u>212,350</u>	<u>216,639</u>

Total, Estimated Allocations for Employee Benefits and Debt Service Appropriations Made Elsewhere in this Act \$ 884,050 \$ 893,555

2. **Performance Measure Targets.** The following is a listing of the key performance target levels for the Texas A&M Veterinary Medical Diagnostic Laboratory. It is the intent of the Legislature that appropriations made by this Act be utilized in the most efficient and effective manner possible to achieve the intended mission of the Texas A&M Veterinary Medical Diagnostic Laboratory. In order to achieve the objectives and service standards established by this Act, the Texas A&M Veterinary Medical Diagnostic Laboratory shall make every effort to attain the following designated key performance target levels associated with each item of appropriation.

	<u>2020</u>	<u>2021</u>
A. Goal: DIAGNOSTIC AND DRUG TESTING		
Outcome (Results/Impact):		
Number of Diagnostic Services Rendered	804,375	820,462
Percent of Animals Testing Drug Free	99%	99%
A.1.1. Strategy: DIAGNOSTIC SERVICES		
Output (Volume):		
Number of Cases Submitted and Examined	141,443	144,272
Number of Surveillance Tests Performed for Agents of Bio- or Eco-terrorism	266,573	266,573
A.2.1. Strategy: DRUG TESTING SERVICE		
Output (Volume):		
Number of Animals Tested	8,531	8,445

3. **Debt Service for Laboratories.** Out of the funds appropriated above, \$2,927,650 in fiscal year 2020 and \$2,925,650 in fiscal year 2021 in General Revenue shall be used for debt service for laboratories.

RETIREMENT AND GROUP INSURANCE

	For the Years Ending	
	<u>August 31,</u> <u>2020</u>	<u>August 31,</u> <u>2021</u>
Method of Financing:		
General Revenue Fund	\$ 37,640,388	\$ 38,573,889
Federal Funds	\$ 8,484,875	\$ 8,499,870
Other Special State Funds	<u>\$ 1,814,799</u>	<u>\$ 1,828,275</u>
Total, Method of Financing	<u>\$ 47,940,062</u>	<u>\$ 48,902,034</u>

RETIREMENT AND GROUP INSURANCE
(Continued)

Items of Appropriation:

A. Goal: EMPLOYEES RETIREMENT SYSTEM		
A.1.1. Strategy: RETIREMENT - PUBLIC EDUCATION Retirement - Public Education. Estimated.	\$ 10,449,870	\$ 10,502,119
A.1.2. Strategy: RETIREMENT- HIGHER EDUCATION Retirement - Higher Education. Estimated.	1,587,675	1,595,614
A.1.3. Strategy: GROUP INSURANCE - PUBLIC EDUCATION Group Insurance - Public Education Contributions. Estimated.	25,052,754	25,565,752
A.1.4. Strategy: GROUP INSURANCE - HIGHER EDUCATION Group Insurance - Higher Education Contributions. Estimated.	<u>10,849,763</u>	<u>11,238,549</u>
Total, Goal A: EMPLOYEES RETIREMENT SYSTEM	<u>\$ 47,940,062</u>	<u>\$ 48,902,034</u>
Grand Total, RETIREMENT AND GROUP INSURANCE	<u>\$ 47,940,062</u>	<u>\$ 48,902,034</u>

SOCIAL SECURITY AND BENEFIT REPLACEMENT PAY

	For the Years Ending	
	August 31, 2020	August 31, 2021
	<u> </u>	<u> </u>
Method of Financing:		
General Revenue Fund	\$ 269,300,795	\$ 274,639,063
General Revenue Dedicated Accounts	\$ 58,123,265	\$ 59,297,355
Federal Funds	\$ 2,532,508	\$ 2,523,186
Other Special State Funds	<u>\$ 14,782,756</u>	<u>\$ 14,989,931</u>
Total, Method of Financing	<u>\$ 344,739,324</u>	<u>\$ 351,449,535</u>
Items of Appropriation:		
A. Goal: SOCIAL SECURITY/BENEFIT REPLACEMENT		
Comptroller - Social Security.		
A.1.1. Strategy: STATE MATCH - EMPLOYER - PUBLIC ED State Match -- Employer -- Public Education. Estimated.	\$ 13,338,871	\$ 13,405,565
A.1.2. Strategy: STATE MATCH-EMPLOYER-HIGHER ED State Match -- Employer -- Higher Education. Estimated.	331,212,559	337,884,260
A.1.3. Strategy: BRP -- PUBLIC EDUCATION Benefit Replacement Pay -- Public Education. Estimated.	162,054	137,746
A.1.4. Strategy: BRP - HIGHER EDUCATION Benefit Replacement Pay -- Higher Education. Estimated.	<u>25,840</u>	<u>21,964</u>
Total, Goal A: SOCIAL SECURITY/BENEFIT REPLACEMENT	<u>\$ 344,739,324</u>	<u>\$ 351,449,535</u>
Grand Total, SOCIAL SECURITY AND BENEFIT REPLACEMENT PAY	<u>\$ 344,739,324</u>	<u>\$ 351,449,535</u>

BOND DEBT SERVICE PAYMENTS

	For the Years Ending	
	August 31, 2020	August 31, 2021
Method of Financing:		
General Revenue Fund	\$ 7,228,252	\$ 7,933,400
Total, Method of Financing	\$ 7,228,252	\$ 7,933,400
Items of Appropriation:		
A. Goal: FINANCE CAPITAL PROJECTS		
A.1.1. Strategy: BOND DEBT SERVICE	\$ 7,228,252	\$ 7,933,400
To Texas Public Finance Authority for Pmt of Bond Debt Svc.		& UB
Grand Total, BOND DEBT SERVICE PAYMENTS	\$ 7,228,252	\$ 7,933,400

LEASE PAYMENTS

	For the Years Ending	
	August 31, 2020	August 31, 2021
Method of Financing:		
Total, Method of Financing	\$ 0	\$ 0
Items of Appropriation:		
Grand Total, LEASE PAYMENTS	\$ 0	\$ 0

SPECIAL PROVISIONS RELATING ONLY TO STATE AGENCIES OF HIGHER EDUCATION

Sec. 2. Local Funds Appropriated. All balances of local funds except for any identifiable general revenue in the local funds of the state institutions of higher education named in this Article, as those funds are defined in Education Code §51.009(a) at the close of the fiscal year ending August 31, 2019, including balances in their local revolving funds at that time, and the income to said funds during the fiscal years beginning September 1, 2019 and 2020, are hereby appropriated for the operation, maintenance, and improvement of the respective state institutions. Institutional funds, as those funds are defined in Education Code §51.009(b), shall be expended as authorized by the laws governing the use of the funds, and unless specifically included or identified, are exempt from the Article III and IX Special Provisions of this Act.

All local funds shall be subject to the special and general provisions of Articles III and IX except where certain local funds are specifically exempted from these provisions by a provision herein or by specific statutory authority.

Sec. 3. Definition of Terms.

1. As used in this Act, the term "general academic institutions" shall mean only the following institutions:

- The University of Texas at Arlington
- The University of Texas at Austin
- The University of Texas at Dallas
- The University of Texas at El Paso
- The University of Texas Rio Grande Valley
- The University of Texas of the Permian Basin
- The University of Texas at San Antonio
- The University of Texas at Tyler
- Texas A&M University
- Texas A&M University at Galveston
- Prairie View A&M University
- Tarleton State University

**SPECIAL PROVISIONS RELATING ONLY TO
STATE AGENCIES OF HIGHER EDUCATION**

(Continued)

Texas A&M University - Central Texas
Texas A&M University - Corpus Christi
Texas A&M University - Kingsville
Texas A&M University - San Antonio
Texas A&M International University
West Texas A&M University
Texas A&M University - Commerce
Texas A&M University - Texarkana
University of Houston
University of Houston - Clear Lake
University of Houston - Downtown
University of Houston - Victoria
Midwestern State University
University of North Texas
University of North Texas at Dallas
Stephen F. Austin State University
Texas Southern University
Texas Tech University
Texas Woman's University
Angelo State University
Lamar University
Lamar Institute of Technology
Lamar State College - Orange
Lamar State College - Port Arthur
Sam Houston State University
Texas State University
Sul Ross State University, including:
Sul Ross State University Rio Grande College

2. As used in this Act, the term "health related institutions" shall mean only the following institutions:

The University of Texas Southwestern Medical Center
The University of Texas Medical Branch at Galveston
The University of Texas Health Science Center at Houston
The University of Texas Health Science Center at San Antonio
The University of Texas M.D. Anderson Cancer Center
The University of Texas Health Science Center at Tyler
The University of Texas Rio Grande Valley School of Medicine
Texas A&M University System Health Science Center
University of North Texas Health Science Center
Texas Tech University Health Sciences Center
Texas Tech University Health Sciences Center at El Paso

3. "Educational and General Funds" are those funds defined in Education Code §51.009(c) and General Revenue Fund appropriations.

Sec. 4. Transfer Provisions.

1. **Intercomponent Transfers.** With the approval of the respective governing board, appropriation transfers may be made among medically-related components and their associated system administration, among academic component institutions and their associated system administration, and among component technical colleges controlled by the board, and within each institution, transfers may be made between informational items of appropriation for the general academic institutions, health centers, health science centers, medical education programs, and technical colleges regardless of whether the informational items are general revenue or local funds in character. Transfers may not be made from medically-related components to academic components or from academic components to medically-related components except that transfers may be made from schools of medicine, nursing, pharmacy, and allied health in academic components to medically-related components and from medically-related components into the health-related programs listed above in academic components. Transfers may not be made into the informational items setting the salary rate for the president, chancellor, or for any other line-item salary shown. Nothing in this section shall authorize the transfer of appropriations from Texas A&M University System Agencies to Texas A&M University.

**SPECIAL PROVISIONS RELATING ONLY TO
STATE AGENCIES OF HIGHER EDUCATION**

(Continued)

2. **Health to Academic Intercomponent Transfers with LBB Prior Approval.** As an exception to the provisions in Subsection 1, transfers may be made with prior approval of the Governor and Legislative Budget Board from medically-related components to general academic institutions if it does not diminish the academic programs of the medically-related component or result in increased fees to patients at the component. The systems shall furnish whatever documentation may be required by the Governor and Legislative Budget Board to assure these conditions are met.
3. **Revenue Enhancement and Transfer Notification.** The University of Texas System shall enhance local funds revenue to reduce the need for general revenue funds. The University of Texas System shall give 30 days notice to the Legislative Budget Board and Governor prior to transferring local funds from any System hospital. Furthermore, notwithstanding the provisions of subsections 1 and 2 above, The University of Texas System Board of Regents shall not transfer funds from health institutions delivering patient care if such a transfer would result in a decrease in the quality or amount of indigent patient care offered by the affected institution.
4. **Reporting of Transfers.** Any transfers made pursuant to Subsections 1, 2, and 3, whether general revenue or local funds in nature, shall be reported in the Legislative Appropriations Request for the biennium beginning September 1, 2021.
5. **Tuition Revenue Bond and Revenue Bond Transfers.** Notwithstanding the other provisions of this act, transfers are not prohibited to the extent they are required to comply with proceedings authorizing bonds or other obligations now outstanding or hereafter issued pursuant to law.

Sec. 5. Salary and Benefit Provisions.

1. **Prorated Salaries Authorized.** Any employees who distribute their time and duties between general administration, instruction, organized activities related to instruction, and the management of auxiliary enterprises may receive their total salary payments in proportionate parts from such activities and from the appropriated or available funds therefore.
2. **President Salaries.** Out of the educational and general funds appropriated to the general academic institutions, community colleges, health centers, health science centers, and medical education programs, an amount not to exceed \$65,945 in fiscal year 2020 and \$65,945 in fiscal year 2021 may be expended for the salary of a president. All presidents may receive in addition to the above amounts a house, utilities, and/or supplement from institutional funds. If a house owned by the institution, center, or program is not available, an amount not to exceed \$7,200 per year from the appropriation to the institution, center, or program, and additional amounts from institutional funds where required, may be provided in lieu of house and utilities.
3. **Chancellor Salaries.** Out of the funds appropriated, transferred, or contracted to the system offices and community colleges, an amount not to exceed \$70,231 in fiscal year 2020 and \$70,231 in fiscal year 2021 may be expended for the salary for a chancellor. All chancellors may receive in addition to the above amounts a house, utilities, and/or supplement from institutional funds. If a system owned house is not available, an amount not to exceed \$7,200 per year from the system office appropriation and additional amounts from private and institutional funds where required may be provided in lieu of house and utilities.
4. **Merit Authorization.** It is expressly provided that institutional administrators may grant merit salary increases to employees whose job performance and productivity is consistently above that normally expected or required.
5. **Merit Requirement for Faculty and Faculty Equivalent Employees of Institutions and Agencies of Higher Education.** Notwithstanding any other provisions of this Act, salary increases for faculty or faculty equivalent employees of institutions of higher education shall be awarded on the basis of merit and performance in accepted activities. This shall not be interpreted so as to preclude salary adjustment designed to avoid salary inequities.
6. **Group Insurance Premiums.** For the biennium ending August 31, 2021, there is hereby appropriated such amounts, from local funds or educational and general income available to institutions of higher education, as may be necessary to pay the proportional share of the State's contributions for Staff Group Health Insurance Premiums. Funds appropriated by this subsection

**SPECIAL PROVISIONS RELATING ONLY TO
STATE AGENCIES OF HIGHER EDUCATION**
(Continued)

may be transferred by those institutions not retaining separate insurance programs to the Employees Retirement System at appropriate intervals to pay the proportional share of the group insurance premiums.

7. Administrative Accountability

- a. In each state fiscal year of the biennium, an institution of higher education, including a system office, may not spend funds appropriated to the institution by this Act unless, not later than December 1, the institution submits to the Legislative Budget Board, the chair of the House Appropriations Committee, and the chair of the Senate Finance Committee a report that includes the total number of persons holding high-ranking administrative positions at the institution.
- b. For purposes of subsection (a), "high-ranking administrative position" includes the following positions:
 - (1) chancellor;
 - (2) vice chancellor;
 - (3) associate chancellor;
 - (4) assistant chancellor;
 - (5) president;
 - (6) vice president;
 - (7) associate vice president;
 - (8) assistant vice president;
 - (9) dean;
 - (10) associate dean;
 - (11) assistant dean; and
 - (12) any other administrative position having similar responsibilities to the other positions listed in this subsection.
- c. A report submitted under subsection (a) must:
 - (1) be in a form prescribed by the Legislative Budget Board;
 - (2) include the name, salary, and total value of nonsalary benefits for each person holding a high administrative position at the institution; and
 - (3) include the percentage salary increase for each person holding a high-ranking administrative position at the institution who occupies the same position during the current fiscal year as during the preceding fiscal year.

Sec. 6. Expenditure Provisions. The expenditure of the appropriations made in this Article or authorized in law for institutions of higher education, except bequests and gifts specifically designated to be in some manner handled otherwise, shall be subject to the provisions of this section which follow and with exceptions only as specifically noted:

1. **Annual Operating Budgets Required.** It is expressly provided that the governing board of each of the institutions of higher education named herein shall approve on or before September 1, 2019 and 2020, an itemized budget covering the operation of the ensuing fiscal year, which budget shall be prepared within the limits of the revenue available. Each institution's operating budget shall contain a section(s) which provides budget amounts and the method of finance for each listed informational item of appropriated funds contained in this Act. A copy of each budget, and any subsequent amendments thereto, shall be filed with the Legislative Reference Library and the institution's general library to be available for public inspection. Copies of each budget shall also be filed with the Legislative Budget Board, the Governor, and the Texas Higher Education Coordinating Board by December 1 of each fiscal year.
2. **Clearing Accounts.** At their option, the institutions may use their local depository bank account in lieu of the special clearing account, authorized by Education Code, §51.008(b), provided that the general requirements set out in therein, for deposits and transfers to the state treasury, are complied with.

**SPECIAL PROVISIONS RELATING ONLY TO
STATE AGENCIES OF HIGHER EDUCATION**

(Continued)

3. Revolving Funds.

- a. Each institution affected by this section, at its option, is hereby authorized to maintain a revolving fund to facilitate the payment of nominal expenses and to pay bills within cash discount periods. The institutions may use the revolving fund for regular monthly payrolls as well as for weekly and special payrolls. Disbursements from the revolving funds are to be reimbursed from respective items of educational and general appropriation made herein, the Comptroller of Public Accounts being hereby authorized to make such reimbursements on claims filed with her by the institutions under her regularly prescribed procedures except that one voucher and one warrant may cover any number of claims for this purpose. These reimbursement claims shall meet the same requirements as other claims against state appropriations, and each institution shall prepare such a reimbursement claim as at the close of business on the last day of each month and as many times during the month as may be expedient in order to make unnecessary the maintaining of an unreasonably large revolving fund.
- b. The respective governing board shall determine the amounts of the revolving funds to be set up for each institution, and may increase or decrease the amounts if necessary. Such governing board shall designate a depository bank for each revolving fund, and shall specify the officers and/or employees to sign checks drawn on each such fund. The depository bank for each revolving fund shall be required to secure the deposit as provided by law.
- c. Appropriations to all institutions of higher education and systems, except funds identified exclusively for salaries, may be used to reimburse any revolving fund operated for the benefit of one or more parts or component units of an institution or system, such as a motor pool for managing automotive vehicles authorized by this Act, a feed supply center, an office supply or laboratory supply center, a computer center, or any other operations of a similar nature established by authority of the governing board of said institution or system.

- 4. Local Depositories.** The governing boards of the respective institutions for which appropriations are made in this Article are hereby authorized to select depository banks for the safekeeping of funds which are authorized, by statute, to be maintained outside the state treasury. The boards shall require depository banks to furnish adequate surety bonds or securities to be posted for the assurance of safety of such deposits. The depository bank or banks so selected are hereby authorized to pledge their securities for assurance of safety for such funds. All such local funds shall be deposited in these depositories within seven (7) days from date of collection. The governing boards may require the depository so designated and selected to pay interest on deposits at a rate to be agreed upon by said depositories and said boards.

5. Investment Reports.

- a. The governing board of each of the educational institutions named in this Article shall file with the State Auditor, Comptroller of Public Accounts, Legislative Budget Board, and the Governor an annual report of all investment transactions involving endowment funds, short-term and long-term investment funds, and all other securities transactions, in a method prescribed by the State Auditor's Office. Copies of such reports shall be available for public inspection. In addition to the annual report, each institution shall publish and maintain on its website for at least two years quarterly investment reports in any format it deems appropriate.
- b. The governing boards of each educational institution named in this Article must adopt formal investment policies. Each governing board shall submit to the Legislative Budget Board and State Auditor's Office a copy of their investment policy by December 31 of each year.

6. Central Services Accounts.

- a. Out of funds appropriated in this Article, the governing boards of the university systems and their component units, and institutions of higher education may employ persons to serve two or more parts or component units of the system or institution and may pay their salaries in whole or in part from the informational items of appropriation made herein to any component unit. The governing boards are authorized to establish accounts from which salaries and expenses for the administration and supervision of the units of the system or institution may be paid and to require the units, including any other agency the

**SPECIAL PROVISIONS RELATING ONLY TO
STATE AGENCIES OF HIGHER EDUCATION**
(Continued)

administration of which it may be charged with by law, to pay into this account from any general revenue, local, or institutional funds their proportionate share as determined by the board for the expense of such administration and supervision. The Comptroller of Public Accounts is authorized to set up an account for each of the systems or institutions and to deposit in the account funds to the amount authorized by the governing boards and executive heads of the respective units, from funds appropriated by the Legislature to the units for noninstructional salaries and general operating expenses. The Comptroller is authorized to draw warrants against such accounts based on vouchers submitted by the systems or institutions in payment of salaries, maintenance, equipment, or travel incidental to the administration and supervision of the respective units.

- b. The systems and institutions whose governing boards and component units are subject to the above are authorized to establish the following accounts:

Texas A&M University System Central Services Account
The University of Texas System Central Services Account
University of Houston System Central Services Account
Texas Tech University System Central Services Account
University of North Texas System Central Services Account
Texas State University System Central Services Account

- c. Travel expense incurred by a person employed by one unit of an above system or institution in connection with service to the other units may be reimbursed by the unit for which such services are performed or proportionately if more than one such unit is involved.

7. **Utility Revolving Funds.** The governing boards of Texas Woman's University, West Texas A&M University, all components of the University of Houston System, Texas State University System, Texas Tech University System, University of North Texas System, and The University of Texas System are authorized to use appropriated funds, except funds expressly identified for salaries, to make payments of debt service and other payments in connection with utility plant revenue bonds and utility plant operation and maintenance expenses, and/or to reimburse any revolving fund now or hereafter established in connection with providing utility services to any building or facility of the college or university, in accordance with the general principles established in Education Code, §55.11, and the creation and maintenance of any such revolving fund is hereby authorized.

8. **Appropriation Expenditure Authorization.**

- a. The educational and general appropriations made in this Act to the general academic teaching institutions, health related institutions, and Texas State Technical College may be expended for the following purposes, including, but not limited to: Instruction; Research; Public Service; Academic Support; Student Services; Institutional Support; Operation and Maintenance of Plant; Scholarships; Staff Benefits; Organized Activities; and Patient Care. Major repairs and rehabilitation of buildings and facilities may be purchased from appropriated funds, but may not be purchased from general revenue funds that are not expressly identified or allocated for such purposes.
- b. No educational and general funds appropriated to any institution or agency named in this article may be expended on auxiliary enterprises, unless specifically authorized in this Act.

9. **Tuition Revenue Bonds and Revenue Bonds.** Funds clearly identified in separate informational strategies to the general academic teaching institutions and health sciences centers for revenue or tuition revenue bond retirement may be expended only to reimburse institutions or centers for debt retirement authorized by Education Code §55.17 through §55.17892 and §55.19. Any funds in excess of the amount expended for regularly scheduled principal and interest for debt service reimbursements due each year shall be lapsed to the General Revenue Fund at the end of each fiscal year. Funds may be used for bond and commercial paper debt service payments, which can include principal, interest and fees.

Sec. 7. Recruitment of Students. No funds appropriated by this Act may be expended for travel expenses incurred outside the boundaries of the State of Texas for the purpose of direct recruitment of students.

**SPECIAL PROVISIONS RELATING ONLY TO
STATE AGENCIES OF HIGHER EDUCATION**

(Continued)

Sec. 8. Television Stations Prohibited. None of the educational and general funds appropriated in this Article may be expended for the acquisition, construction, or operation of television transmitter stations; provided, however, this prohibition shall not be construed so as to prevent the institutions of higher education named in this Article from using closed-circuit television for purely instructional purposes, or to prevent institutions with existing public broadcasting or transmitter stations to use them for educational purposes, or to prevent the continuance of operating arrangements with existing transmitter stations for purely educational purposes; or to prevent cooperative arrangements with public broadcast stations.

Sec. 9. Intercollegiate Athletics. The special and general provisions of Articles III and IX of this Act shall not apply to intercollegiate athletics. The governing boards of the respective institutions of higher education shall use the appropriations in this Act to make such necessary rules and adjustments as may be deemed advisable for the management and operation of such activities; however, no funds under control of intercollegiate athletics may be used to purchase alcoholic beverages; no educational and general funds appropriated may be used for the operation of intercollegiate athletics; such rules and adjustments shall be designed to complement the rules applicable to other departments of the respective institution; and finally, such rules and adjustments shall specifically prohibit violation of National Collegiate Athletic Association (NCAA) or other governing body rules with respect to recruitment of athletes.

Sec. 10. Prohibition Against Additional Museums. None of the educational and general funds appropriated in this Article shall be used for establishing additional museums or for the maintenance and operation of museums unless the language of this Act or of other acts and resolutions of the Legislature specifically authorizes such use of educational and general funds. As an exception to this provision, in order to encourage and promote gifts, grants, or donations to institutions of higher education, it is specifically provided that an institution which receives such gifts, grants, or donations for the construction or establishment of a museum, which is added to an institution's building inventory after September 1, 1997, may use educational and general funds appropriated by this Article for the maintenance and operation of such a museum. This exception applies only to the authority to spend appropriated funds for these purposes; such museum space shall not be included in formula calculations for purposes of determining the amounts of appropriations due for maintenance or operations of institutional facilities.

Sec. 11. Method of Financing Scholarships.

1. Out of the funds identified by this Article in the informational items described as "Other Educational and General Income," the respective governing boards of the general academic teaching institutions and of the health centers, health science centers, or technical colleges may allocate and expend the actual receipts in such informational item for student scholarships pursuant to the provisions of Education Code §56.031 to §56.039, cited as the Texas Public Educational Grants Program.
2. Copies of such approved allocations together with copies of rules and regulations adopted by the respective governing boards concerning the award of such scholarships shall be filed with the Coordinating Board and with the Comptroller prior to the disbursement of any moneys for scholarships. Copies of any subsequent changes in such allocations or rules shall be similarly filed with the Coordinating Board and with the Comptroller.
3. No educational and general funds appropriated in this Act for scholarships to institutions of higher education may be used to provide athletic scholarships.
4. Out of the additional funds appropriated for the 2020-21 biennium for the informational strategy described as "Scholarships," the respective governing boards shall allocate and expend such funds for need-based student scholarships regardless of the race, sex, color, or ethnicity of the student recipient.

Sec. 12. Use of Educational and General Funds for Alumni Activities Prohibited. None of the educational and general funds appropriated by this Article may be expended by institutions of higher education for the support or maintenance of alumni organizations or activities.

**SPECIAL PROVISIONS RELATING ONLY TO
STATE AGENCIES OF HIGHER EDUCATION**
(Continued)

Sec. 13. Limitation of Nonresident Enrollment in Certain State-supported Professional Schools.

1. None of the funds appropriated by this Act may be expended for the establishment, operation, or maintenance, or for the payment of any salaries to the employees in, any wholly or partially state-supported medical, dental, or law school which: (a) imposes a limitation on the number of students that it admits, (b) in an academic semester denies admission to one or more Texas residents who apply for admission and who reasonably demonstrate that they are probably capable of doing the quality of work that is necessary to obtain the usual degree awarded by such school, and (c) in the same academic semester admits, as either class, nonresidents of the State of Texas in a number greater than 10 percent of the class of which such nonresidents are a part. Limitation of nonresident enrollment at The University of Texas Law School, Texas Tech University School of Law, and the University of Houston Law Center may be increased to 35 percent of the class of which nonresidents are a part provided that the admission of such nonresident students is on the basis of academic merit alone. By the provisions of this paragraph it is intended to withhold funds appropriated by this Act from state-supported medical, dental, and law schools which limit their enrollments and which fill more than 10 percent of their classes with non-resident students in the case of medical and dental schools, and 35 percent in the case of The University of Texas Law School, Texas Tech University Law School, and the University of Houston Law Center, when the result of admitting a nonresident denies admission to a qualified Texas applicant. This provision shall not apply to the funds appropriated to the Coordinating Board for the funding of Baylor College of Medicine or to funds appropriated for tuition equalization grants for students attending private colleges.
2. In addition, The University of Texas Southwestern Medical Center may admit up to 25 competitively recruited medical students in each entering class for a specialized six-year program of clinical and research training designed to lead to the MD and PhD degrees irrespective of whether those students are Texas residents.
3. Texas medical schools may enroll up to 6 competitively recruited medical students, who already possess the DDS degree, in each second year medical school class for a specialized six-year program in oral and maxillofacial surgery comprised of the last three years of medical school and a three year residency program irrespective of whether those students are Texas residents.
4. The University of Texas Health Science Center at Houston may admit up to 25 competitively recruited medical students in each entering class for a specialized program of clinical and research training designed to lead to the MD and PhD degrees irrespective of whether those students are Texas residents.
5. The Texas A&M University System Health Science Center may admit up to 25 competitively recruited nonresident medical students in each entering class for specialized programs of clinical and research training designed to lead to the MD and MS in Engineering degrees or MD degrees for students from military academies or recipients of military health professions scholarships.

Sec. 14. Off-campus Instruction. General academic institutions may use the funds appropriated in this Act to teach courses off campus with the following restrictions:

1. At the conclusion of each fiscal year, the Coordinating Board shall file a report with the Governor and the Legislative Budget Board on all general academic institutions concerning off-campus semester credit hours for that fiscal year.
2. Semester credit hours generated at upper level centers authorized by the Legislature or by the Coordinating Board, as well as at Prairie View A&M University's Houston nursing program and Texas Woman's University nursing programs in Dallas and Houston, are not considered to be off-campus.
3. All courses taught off campus must be taught by a regular faculty member or administrator who is employed at least half-time on the main campus of the institution. The Commissioner of Higher Education may waive this requirement in special cases where institutions can justify the use of a uniquely qualified individual. Allied health and vocational instructors are exempted from this requirement.

Sec. 15. Tuition and Other Educational and General Local Fee Collection. No institution of higher education shall receive appropriations through formula funding in this Act unless it collects from each student whose semester credit hours are to be included in formula funding calculations all tuition and all

SPECIAL PROVISIONS RELATING ONLY TO STATE AGENCIES OF HIGHER EDUCATION

(Continued)

fees in accordance with the installment tuition and fee payment plan provided for by the Education Code, (Chapter 54, as amended) on or before the end of the 20th class day for each regular semester and the 15th class day for each summer session. Valid contracts with the United States Government for instruction of eligible military personnel and valid contracts with private business and public service-type organizations or institutions such as hospitals may be considered as collections thereunder but subject to adjustments after final payment thereof. Financial aid awards processed by the financial aid office but not yet issued to the student may be considered as collections thereunder but subject to adjustments after final payment thereof.

Sec. 16. Formula Variable and Educational and General Income Audits. The Texas Higher Education Coordinating Board in consultation with the State Auditor's Office and the Legislative Budget Board shall clearly define all variables used by the Eighty-sixth Legislature in arriving at formula appropriations for fiscal years 2020 and 2021. According to an audit plan developed in consultation with the Coordinating Board and Legislative Budget Board, all variables of selected formulas used in making fiscal years 2020 and 2021 formula appropriations are subject to audit by the State Auditor. The State Auditor shall report any differences from data submitted by the institutions to the Coordinating Board, the Legislative Budget Board, and the Governor. The Coordinating Board shall then calculate a new appropriations amount for each institution that reported data in conflict with that verified by the Auditor. These calculations shall then be reported to the Legislative Budget Board, Governor, and the Comptroller of Public Accounts and may be used to revise appropriation authority accordingly. The calculation of revised appropriation amounts shall allow each institution an error rate of up to 2 percent of the biennial appropriations related to the variables audited at that institution.

In addition, components of educational and general income reported in the institutional requests for legislative appropriations for fiscal years 2020 and 2021 are subject to audit by the State Auditor.

The State Auditor may request the assistance of an institution's internal auditor in performing the audits described in this section.

Sec. 17. System Offices Funding Authorized. Educational and general funds appropriated to components of The University of Texas, Texas A&M University, University of Houston, Texas Tech University, University of North Texas, Texas State University System, and Texas State Technical College Systems may be transferred or contracted to system offices to provide support for coordination, administration, and other related services.

Sec. 18. Annual Reports of Health Related Institutions Practice Plans. As a limitation and restriction upon appropriations made by this Act, all agencies that have a public health related institution covered under Article III shall not expend funds after a period of 120 days following the close of the fiscal year, unless there has been filed with the Governor, the State Auditor, the Legislative Budget Board, the Legislative Reference Library, and the Comptroller of Public Accounts an annual report as of August 31 of the preceding fiscal year showing the use of practice plan funds. The annual report shall conform to a uniform reporting system developed by the State Auditor's Office for all financial data concerning the health related institutions practice plans.

Sec. 19. Self-insurance Funds. Any funds of an institution of higher education used for or allocated to a self-insurance fund authorized by Government Code §2259.001 for a risk otherwise insurable by the institution of higher education shall be treated by the Comptroller of Public Accounts as an expenditure of the respective funds. The self-insurance funds so created shall be considered designated funds as that term is used in §51.008(b) of the Education Code. Any self-insurance fund reserves so created shall not exceed in amount the maximum value determined to be actuarially sound for each such self-insurance program.

Sec. 20. Uncompensated Care Reporting Requirement. The public health-related institutions shall use the appropriations in this Act to include in their biennial legislative appropriations request information including the actual amount of uncompensated care provided through each institution's respective physician practice plan, and if applicable, hospital or clinic using the uncompensated care reporting requirement established by the Health and Human Services Commission.

Uncompensated care includes the unreimbursed costs for the uninsured (those with no source of third party insurance) and the underinsured (those with insurance who after contractual adjustment and third party payments have a responsibility to pay for an amount they are unable to pay). Uncompensated care also includes the unreimbursed cost from governmental sponsored health programs. To calculate uncompensated care, charges will be converted to costs by application of a standard, auditable ratio of

**SPECIAL PROVISIONS RELATING ONLY TO
STATE AGENCIES OF HIGHER EDUCATION**
(Continued)

cost to charge and providers will recognize appropriate patient specific funding and lump sum funding available to offset costs. Any amounts received by the Physician Practice Plan from Upper Payment Limit shall be counted as payments received for uncompensated care.

Sec. 21. County Indigent Care Contracts.

1. **Contracts Required.** It is the intent of the Legislature that all institutions of higher education providing indigent health care contract with relevant counties in their service area to recover the costs associated with treating those counties' indigent patients.
2. **County Indigent Care Contracts Reporting.** The University of Texas Medical Branch at Galveston, The University of Texas M.D. Anderson Cancer Center, and The University of Texas Health Science Center at Tyler shall submit to the Legislative Budget Board and the Governor at the end of each fiscal year a list of counties whose indigent residents have been served by each institution; the total amount of reimbursement received by each institution from each county pursuant to the Indigent Health Care and Treatment Act; and the total cost, by county, of services provided by each institution for which counties are liable pursuant to the Indigent Health Care and Treatment Act. In addition, each institution shall report annually (no later than March 1st) to the Legislative Budget Board and Governor on the status of contract agreements or negotiations with each county whose indigent residents have been served by the institution.

Sec. 22. Ethics Policy.

1. None of the funds appropriated by this Act may be expended by an institution of higher education until its governing board has filed with the Texas Higher Education Coordinating Board an ethics policy which has been adopted by the board of regents. The ethics policy shall apply to the board of regents and its staff, the administration, staff, and faculty of the institutions under the board's governance.
2. The ethics policy adopted by each board of regents shall include specific provisions regarding sexual harassment.

Sec. 23. Driscoll Children's Hospital. No funds appropriated to a health-related institution of higher education shall be used to replace or duplicate the Driscoll Children's Hospital in caring for children with special health-care needs, including pediatric cardiovascular diseases, or in assuming the direct care of those children. This rider language shall not restrict the traditional referral patterns utilized by physicians to refer patients to health related institutions.

Sec. 24. Participation in Drug Development Research Projects. A public university may not expend funds appropriated by this Act, including appropriations of grants or gifts, to conduct a drug development research protocol involving a person who is receiving mental health services under a protective custody order, pursuant to Chapter 574, Health and Safety Code. This rider is not intended to limit or prohibit provisions for treatment established under §576.022, Health and Safety Code.

Sec. 25. Post Tenure Review. None of the funds appropriated by this Act may be expended by an institution of higher education until its governing board has filed with the Texas Higher Education Coordinating Board policies and procedures regarding post tenure review which have been adopted by the board of regents. Post tenure policies shall include review procedures to determine that a tenured faculty member is performing consistently at an acceptable, professional level and a mechanism whereby a faculty member is informed of any deficiencies and provided opportunities to effectively improve his or her performance.

Sec. 26. General Academic Funding. Appropriations made in this Act for formula funding for general academic institutions will consist of four formulas and supplemental items.

1. **Instruction and Operation Formula.** The Instruction and Operations Formula shall provide funding for faculty salaries, including nursing, departmental operating expense, library, instructional administration, research enhancement, student services, and institutional support. These funds are distributed on a weighted semester credit hour basis. The rate per weighted semester credit hour for the 2020-21 biennium is \$55.85 in fiscal year 2020 and fiscal year 2021.

**SPECIAL PROVISIONS RELATING ONLY TO
STATE AGENCIES OF HIGHER EDUCATION**
(Continued)

Weighting is determined by the following matrix:

	Lower Div.	Upper Div.	Masters	Doctoral	Special Professional
Liberal Arts	1.00	1.75	4.30	12.38	
Science	1.51	2.76	7.33	21.87	
Fine Arts	1.45	2.66	6.69	8.47	
Teacher Ed	1.46	1.98	2.41	8.12	
Agriculture	1.87	2.38	7.43	13.58	
Engineering	1.96	2.99	6.00	18.47	
Home Economics	1.11	1.80	3.06	10.50	
Law					4.99
Social Services	1.58	1.85	2.31	23.84	
Library Science	2.19	1.75	3.02	15.16	
Vocational Training	1.22	2.93			
Physical Training	1.38	1.33			
Health Services	0.97	1.56	2.62	11.28	2.80
Pharmacy	7.37	4.13	34.67	39.21	4.47
Business Admin	1.13	1.79	3.27	28.23	
Optometry					7.08
Teacher Ed Practice	2.00	2.19			
Technology	1.91	2.29	3.82	11.55	
Nursing	1.37	2.04	2.74	10.29	
Developmental Ed	1.00				
Veterinary Medicine					24.58

2. **Teaching Experience Supplement.** For the 2020-21 biennium, an additional weight of 10 percent is added to lower division and upper division semester credit hours taught by tenured and tenure-track faculty. Furthermore, it is the intent of the Legislature that the weight shall increase by 10 percent per biennium, up to 50 percent.
3. **Infrastructure Support.** Funding associated with plant-related formulas and utilities shall be distributed by the infrastructure support formula which is driven by the predicted square feet for universities' educational and general activities produced by the Space Projection Model developed by the Coordinating Board. The portion of the formula related to utilities is adjusted to reflect differences in unit costs for purchased utilities, including electricity, natural gas, water and wastewater, and thermal energy. The average rate per square foot is \$5.47 in fiscal year 2020 and fiscal year 2021.
4. **Supplemental Non-formula Items.** Institutions shall receive a direct reimbursement as applicable for staff group insurance (other educational and general income portion), workers' compensation insurance, unemployment compensation insurance, public education grants, organized activities, scholarships, tuition revenue bond payments, and facility lease charges. Institutions may receive an appropriation for non-formula support items. Revenue derived from board authorized tuition would still be appropriated to the institutions levying the additional charges.
5. The General Academic Instruction and Operations and Infrastructure formulas shall incorporate the Higher Education Coordinating Board's October 2006 recommendations for mission-specific formula funding for Texas A&M University at Galveston.

These formulas and supplemental items shall be reviewed and updated by study committees appointed by the Higher Education Coordinating Board and recommended changes forwarded to the Legislature, Legislative Budget Board, and Governor by June 1, 2020. The study committees shall review the expenditure study that is used for the cost matrix above, including determining and reviewing the growth of costs affiliated with higher education and its consequent impact on higher education institutions, and make recommendations for improvements to better reflect the actual expenditures of the institutions. The study committee recommendations shall be forwarded to the Legislative Budget Board along with the recommendations on formulas and supplemental items.

The formula advisory committees shall also review the Space Projection Model as it relates to distance education courses, including the different physical space and technology needs between traditional

**SPECIAL PROVISIONS RELATING ONLY TO
STATE AGENCIES OF HIGHER EDUCATION**

(Continued)

courses, online courses, and distance education courses, as well as information on associated costs of each course type, and recommend changes to the Space Projection Model to the Legislative Budget Board and Governor by June 1, 2020.

Sec. 27. Health Related Institutions Funding. Appropriations made in this Act for formula funding for health related institutions shall consist of four formulas plus supplemental non-formula items.

1. **Instruction and Operations Support Formula.** The Instruction and Operations Support Formula shall provide funding on a per student or full-time equivalent basis. Funding for each instructional program is based on the following funding weights per student, with a base value per weighted student of \$9,622 in fiscal year 2020 and fiscal year 2021:

<u>Program</u>	<u>Weight Per Student</u>
Allied Health	1.000
Biomedical Science	1.018
Nursing	1.138
Pharmacy	1.670
Public Health	1.721
Biomedical Informatics	1.750
Dental	4.601
Medical	4.753

Instructional programs at remote locations and the main campus at The University of Texas Health Science Center at Tyler with enrollments of less than 200 students at individual campuses shall receive additional funding to compensate for the diseconomies of scale. The minimum formula shall generate additional funding per student, on a sliding scale, with programs with small enrollments receiving more additional funding per student.

2. **Infrastructure Support Formula.** Funding to the health related institutions for plant support and utilities shall be distributed by the infrastructure support formula which is driven by the predicted square feet for the health related institutions produced by the Space Projection Model developed by the Texas Higher Education Coordinating Board. The rate per square foot is \$6.14 in fiscal year 2020 and fiscal year 2021 for all health related institutions.

Because the Space Projection Model does not account for hospital space, separate infrastructure funding for hospital space at The University of Texas Medical Branch at Galveston, The University of Texas M.D. Anderson Cancer Center, and The University of Texas Health Science Center at Tyler shall be included in the total funding for hospital and center operations.

3. **Research Funding.** The health related institutions shall retain 100 percent of indirect research costs recovered on grants. Each institution also receives research enhancement funding of \$1,412,500 plus 1.18 percent in fiscal year 2020 and fiscal year 2021 of its research expenditures as reported to the Texas Higher Education Coordinating Board.
4. **Research at Clinical Partners.** Research conducted by faculty of a health related institution under a contract with a clinical partner shall be considered in the formula calculations for the Research Enhancement and E&G Space Support strategies as defined under Article III, Special Provisions Relating Only To State Agencies of Higher Education, Section 27, subsection (2) Infrastructure Support Formula and Sec. 27, subsection (3) Research Funding.
5. **Graduate Medical Education Formula.** The Graduate Medical Education Formulas shall provide funding on a per medical resident basis. Funding is based on a base value of \$11,940 per medical resident in an accredited program. Appropriations for Graduate Medical Education for fiscal year 2020 and fiscal year 2021 are \$5,970 per resident.
6. **Health Related Institution Graduate Medical Education.** The funds appropriated above in each of the health related institutions bill pattern titled Graduate Medical Education (GME) shall be spent to increase the number of resident slots in the State of Texas as well as faculty costs relating to GME. In addition, each health related institution shall work with the Higher Education Coordinating Board to develop new performance measures relating to increasing the number of resident slots in the State of Texas.

**SPECIAL PROVISIONS RELATING ONLY TO
STATE AGENCIES OF HIGHER EDUCATION**

(Continued)

7. **Supplemental Non-formula Items.** Institutions shall receive a direct reimbursement as applicable for staff group insurance, workers' compensation insurance, unemployment insurance, public education grants, medical loans, tuition revenue bond payments, and facility lease charges. Institutions may receive an appropriation for non-formula support items and hospital and clinic operations.
8. **Formula Study Committees.** These formulas shall be reviewed and updated by study committees appointed by the Texas Higher Education Coordinating Board and recommended changes forwarded to the Legislature, Legislative Budget Board, and Governor by June 1, 2020.
9. **Mission Specific Support.** The University of Texas M.D. Anderson Cancer Center and The University of Texas Health Science Center at Tyler do not provide formal medical education which qualifies for instruction support under subsection 1 above. Therefore, funding allocated to these institutions shall be based on the following criteria:
 - a. The General Revenue Operations formula funding provided to The University of Texas M.D. Anderson Cancer Center in Strategy A.2.1, Cancer Center Operations, shall be based on the total number of Texas cancer patients served at The University of Texas M. D. Anderson Cancer Center. General Revenue appropriations for fiscal year 2020 and 2021 shall be based on the number of total Texas cancer patients served in 2018. The rate per patient shall be \$1,666 in fiscal year 2020 and fiscal year 2021 for Strategy A.2.1, Cancer Center Operations. For formula funding purposes, the amount of growth in total funding from one biennium to another may not exceed the average growth in funding for Health Related Institutions in the Instruction and Operations formula for the current biennium.
 - b. The University of Texas Health Science Center at Tyler has a statutory mission to conduct research, develop diagnostic and treatment techniques, provide training and teaching programs, and provide diagnosis and treatment of inpatients and outpatients with pulmonary, respiratory and other diseases of the chest. General Revenue funds appropriated to The University of Texas Health Science Center at Tyler in Strategy A.1.4, Chest Disease Center Operations, shall be based on the number of cases in which disease diagnoses are treated by The University of Texas Health Science Center at Tyler. General Revenue appropriations for fiscal year 2020 and 2021 shall be based on the number of such cases treated in fiscal year 2018. The rate per case for fiscal year 2020 and 2021 shall be \$189. For formula funding purposes, the amount of growth in total funding from one biennium to another may not exceed the average growth in funding for Health Related Institutions in the Instruction and Operations formula for the current biennium.
 - c. The University of Texas M.D. Anderson Cancer Center and The University of Texas Health Science Center at Tyler shall submit to the Legislative Budget Board, Governor, and Texas Higher Education Coordinating Board a copy of the appropriate reports discussed above and supporting documentation which provides the necessary information to calculate the formula allocations in subsections (a) and (b) above.
10. **Pilot Program: Mission Specific Support - Performance Based Research Operations Formula.** The University of Texas Southwestern Medical Center has a mission that is research intensive. To enhance research capacity, assist the institution in leveraging research grants and gifts, and support expansion of the institution's research operations, additional research formula funding shall be provided based on the following criteria:
 - a. General Revenue Research Operations Formula funding provided to The University of Texas Southwestern Medical Center in Strategy B.1.2, Performance Based Research Operations Formula, shall be allocated to the institution through two mechanisms.
 - (1) Base Match allocations shall be based on the institution's average annual research expenditures for the previous three-year period as reported to the Higher Education Coordinating Board, excluding research expenditures from state appropriations. The Base Match rate shall be 12.1 percent for each fiscal year of the 2020-21 biennium. Thereafter, the Base Match rate shall be adjusted based on the average annualized increase or decrease in research expenditures from the prior biennium's three-year base average.
 - (2) Performance Incentive Tiered Match allocations shall be based on the increase of the institution's average annual research expenditures since the prior biennium. The

**SPECIAL PROVISIONS RELATING ONLY TO
STATE AGENCIES OF HIGHER EDUCATION**

(Continued)

calculation of this increase shall be based on the average annual research expenditures for the two-year base period preceding each biennium, as reported to the Higher Education Coordinating Board, excluding research expenditures from state appropriations. The Tiered Match shall allocate funding in three tiers that increase on a sliding scale. Tier 1 shall provide matching General Revenue funds at a rate of 25.0 percent for any increase in the institution's average annual research expenditures between \$0 and \$10,000,000. Tier 2 shall provide matching General Revenue funds at a rate of 50.0 percent for any increase in the institution's average annual research expenditures between \$10,000,000 and \$20,000,000. Tier 3 shall provide matching General Revenue funds at a rate of 75.0 percent for any increase in the institution's average annual research expenditures greater than \$20,000,000.

The institution's Performance Based Research Operations Formula shall be expended for the purpose of research operations, expanding research capacity, and pursuing excellence in its research mission. Any unexpended balances as of August 31, 2020, are hereby appropriated for the same purpose for the fiscal year beginning September 1, 2020.

For formula funding purposes, the amount of growth in total funding for the Performance Based Research Operations Formula from one biennium to another may not exceed 5.0 percent of the institution's total General Revenue appropriations in the prior biennium, excluding tuition revenue bond debt service. The Legislative Budget Board shall implement the funding in accordance with this limitation. The mission specific Performance Based Research Operations formula established in this subsection is a pilot formula for the 2020-21 biennium that expires at the end of the fiscal year ending August 31, 2021.

11. **Mission Specific Support - Performance Based Research Operations Formula.** To enhance research capacity at The University of Texas Health Science Center at Houston, assist the institution in leveraging research grants and gifts, and support expansion of the institution's research operations, additional research formula funding shall be provided based on the following criteria:
 - a General Revenue Research Operations Formula funding provided to The University of Texas Health Science Center at Houston in Strategy B.1.2, Performance Based Research Operations Formula, shall be allocated to the institution through two mechanisms.
 - (1) Base Match allocations shall be based on the institution's average annual research expenditures from federal sources for the previous three-year period as reported to the Higher Education Coordinating Board. The Base Match rate shall be 10.0 percent for each fiscal year of the 2020-21 biennium.
 - (2) Performance Incentive Tiered Match allocations shall be based on the increase of the institution's average annual research expenditures from federal sources since the prior biennium. The calculation of this increase shall be based on the average annual research expenditures from federal sources for the two-year base period preceding each biennium, as reported to the Higher Education Coordinating Board. The Tiered Match shall allocate funding in three tiers that increase on a sliding scale. Tier 1 shall provide matching General Revenue funds at a rate of 20.0 percent for any increase in the institution's average annual research expenditures from federal sources between \$0 and \$5,000,000. Tier 2 shall provide matching General Revenue funds at a rate of 40.0 percent for any increase in the institution's average annual research expenditures from federal sources between \$5,000,000 and \$10,000,000. Tier 3 shall provide matching General Revenue funds at a rate of 60.0 percent for any increase in the institution's average annual research expenditures from federal sources greater than \$10,000,000.

The institution's Performance Based Research Operations Formula shall be expended for the purpose of research operations, expanding research capacity, and pursuing excellence in its research mission. Any unexpended balances as of August 31, 2020, are hereby appropriated for the same purpose for the fiscal year beginning September 1, 2020.

For formula funding purposes, the amount of growth in total funding for the Performance Based Research Operations Formula from one biennium to another may not exceed 5.0 percent of the institution's total General Revenue appropriations in the prior biennium, excluding tuition revenue bond debt service. The Legislative Budget Board shall implement the funding in accordance with this limitation.

**SPECIAL PROVISIONS RELATING ONLY TO
STATE AGENCIES OF HIGHER EDUCATION**
(Continued)

12. **Mission Specific Support - Performance Based Research Operations Formula.** To enhance research capacity at The University of Texas Health Science Center at San Antonio, assist the institution in leveraging research grants and gifts, and support expansion of the institution's research operations, additional research formula funding shall be provided based on the following criteria:

a. General Revenue Research Operations Formula funding provided to The University of Texas Health Science Center at San Antonio in Strategy B.1.2, Performance Based Research Operations Formula, shall be allocated to the institution through two mechanisms.

(1) Base Match allocations shall be based on the institution's average annual research expenditures from federal sources for the previous three-year period as reported to the Higher Education Coordinating Board. The Base Match rate shall be 9.2 percent for each fiscal year of the 2020-21 biennium.

(2) Performance Incentive Tiered Match allocations shall be based on the increase of the institution's average annual research expenditures from federal sources since the prior biennium. The calculation of this increase shall be based on the average annual research expenditures from federal sources for the two-year base period preceding each biennium, as reported to the Higher Education Coordinating Board. The Tiered Match shall allocate funding in three tiers that increase on a sliding scale. Tier 1 shall provide matching General Revenue funds at a rate of 20.0 percent for any increase in the institution's average annual research expenditures from federal sources between \$0 and \$5,000,000. Tier 2 shall provide matching General Revenue funds at a rate of 40.0 percent for any increase in the institution's average annual research expenditures from federal sources between \$5,000,000 and \$10,000,000. Tier 3 shall provide matching General Revenue funds at a rate of 60.0 percent for any increase in the institution's average annual research expenditures from federal sources greater than \$10,000,000.

The institution's Performance Based Research Operations Formula shall be expended for the purpose of research operations, expanding research capacity, and pursuing excellence in its research mission. Any unexpended balances as of August 31, 2020, are hereby appropriated for the same purpose for the fiscal year beginning September 1, 2020.

For formula funding purposes, the amount of growth in total funding for the Performance Based Research Operations Formula from one biennium to another may not exceed 5.0 percent of the institution's total General Revenue appropriations in the prior biennium, excluding tuition revenue bond debt service. The Legislative Budget Board shall implement the funding in accordance with this limitation.

13. **Mission Specific Support - Multicategorical Teaching Hospital Support.** The University of Texas Medical Branch at Galveston operates a state owned hospital with a statutorily-based mission to operate a hospital and health system. Funding allocated to The University of Texas Medical Branch at Galveston for its hospitals and health system shall be based on the following criteria:

a. General Revenue formula funding provided to The University of Texas Medical Branch at Galveston in Strategy A.1.7, Health System Operations, shall be based on the total number of Texas patient encounters in 2018 in trauma, primary care, diabetes, heart, psychiatry, and telemedicine. The rate per patient for each fiscal year of the 2020-21 biennium shall be \$180.10. For formula funding purposes, the amount of growth in total funding from one biennium to another may not exceed the average growth in funding for Health Related Institutions in the Instruction and Operations formula for the current biennium.

b. The University of Texas Medical Branch at Galveston shall submit to the Legislative Budget Board, Governor, and Texas Higher Education Coordinating Board a copy of the appropriate reports discussed above and supporting documentation, which provides the necessary information to calculate the formula allocations in subsection (a) above.

Sec. 28. Optional Retirement Program Differential. Included in the appropriation to institutions of higher education in this Act are general revenue amounts to offset local funds used for the optional retirement program employer contributions between 6.6 percent and 7.31 percent of salaries for employees who were on the state payroll or who were employed by a Public Community or Junior

**SPECIAL PROVISIONS RELATING ONLY TO
STATE AGENCIES OF HIGHER EDUCATION**

(Continued)

College as of August 31, 1995. These general revenue amounts are included in the funding formulas for general academic institutions and two-year institutions and in the base funding for other institutions of higher education.

Sec. 29. Indirect Cost Recovery Earned by Texas A&M System Agencies. The Texas A&M University System agencies shall report to the Legislative Budget Board in their Legislative Appropriations Requests for the 2022-23 biennium all indirect cost recovery revenue earned on research grants and contracts including amounts collected by the Research Foundation.

Sec. 30. Fire Safety Projects at Institutions of Higher Education. Because of the urgent nature of these projects, it is the intent of the Legislature that institutions of higher education that have major fire safety projects, identified by the State Fire Marshal's Office as not meeting the requirements of the National Fire Protection Association, Life Safety Code 101, Edition, remedy the fire safety issues and complete any related construction and renovation projects as soon as practical. Institutions shall consult with the State Fire Marshal's Office and develop a time line for completion of the projects. Institutions shall implement the interim safety precautions recommended by the State Fire Marshal's Office. The State Fire Marshal shall submit periodic reports to the House Appropriations Committee and Senate Finance Committee on the progress of institutions in remedying the fire safety issues.

Institutions of higher education shall notify parents of students living in dormitories identified by the State Fire Marshal's Office. The notice shall contain information about the actions needed to rectify noncompliance and the time frame in which the institution plans to make improvements in order to comply.

Sec. 31. Funding for Physical Education Courses. No funds appropriated under this act shall be used for contact hours or semester credit hours for students who are registered solely for physical education, weight lifting, group exercises, aerobics, or related courses; have registered for the same such course more than once; and are not seeking a degree plan or certificate of completion of a course of study.

Sec. 32. Faculty Salary Increase Report. The Texas Higher Education Coordinating Board shall report the average salary increase provided to faculty at each general academic institution to the Legislative Budget Board and Governor by January 31 of each fiscal year on a form prescribed by the Texas Higher Education Coordinating Board.

Sec. 33. Endowed Chairs. Out of funds appropriated to the Texas Higher Education Coordinating Board for Baylor College of Medicine, Houston; The University of Texas Health Science Center at Houston; and The University of Texas Medical Branch at Galveston, each may expend up to \$1,000,000 out of funds appropriated in this Act to fund one endowed chair or professorship for spinal cord injury research.

Sec. 34. Nursing School Enrollment. The Legislature encourages institutions of higher education who receive state appropriations not to reduce the number of student full-time equivalents enrolled in programs preparing students for licensure as registered nurses in state fiscal years ending August 31, 2020, and August 31, 2021, below the number of student full-time equivalents enrolled for the state fiscal year ending August 31, 2019. This provision shall not be construed as requiring any school to accept an unqualified applicant to its professional nursing program. In the event that a school falls below the required number of students enrolled in professional nursing program by more than 5 percent for the state fiscal year ending August 31, 2020, and the state fiscal year ending August 31, 2021, the school shall report to the Legislative Budget Board and the Texas Higher Education Coordinating Board the reasons for failing to meet the required enrollment.

Sec. 35. Endowed Programs. A state university that, within five years of receiving a donation, diminishes its financial support from local funds for a program created or endowed by the donor shall notify the donor in accordance with the donor agreement. If the agreement so provides, then upon application by the donor, the university shall return the donation or endowment.

Sec. 36. Student Travel Policy. Each governing board of an institution of higher education shall use the appropriations above to adopt a policy regulating travel that is undertaken by one or more students presently enrolled at the institution to reach an activity or event that is located more than 25 miles from the institution that is organized and sponsored by the institution and that is funded by the institution, and the travel is undertaken using a vehicle owned or leased by the institution or required by a student organization registered at the institution.

**SPECIAL PROVISIONS RELATING ONLY TO
STATE AGENCIES OF HIGHER EDUCATION**
(Continued)

Sec. 37. Non-formula Support Item Support. Any appropriations made to non-formula support item support strategies throughout this article are intended to supplement existing programs and may not be used to supplant funds.

Sec. 38. Informational Listing - Permanent Funds and Endowments. The following is an informational list of the amounts used to capitalize Permanent Funds and Endowments created by House Bills 1676 and 1945, Seventy-sixth Legislature, and does not make appropriations.

Permanent Health Fund for Higher Education, Fund No. 810	\$ 350,000,000
The University of Texas Health Science Center at San Antonio Endowment, Fund No. 811	\$ 200,000,000
The University of Texas M.D. Anderson Cancer Center Endowment, Fund No. 812	\$ 100,000,000
Texas Tech University Health Sciences Center Endowment (El Paso), Fund No. 820	\$ 25,000,000
The University of Texas Southwestern Medical Center Endowment, Fund No. 813	\$ 50,000,000
Texas Tech University Health Sciences Center Endowment (Other Than El Paso), Fund No. 821	\$ 25,000,000
The University of Texas Medical Branch at Galveston Endowment, Fund No. 814	\$ 25,000,000
The University of Texas Health Science Center at Houston Endowment, Fund No. 815	\$ 25,000,000
The University of Texas Health Science Center at Tyler Endowment, Fund No. 816	\$ 25,000,000
Texas A&M University System Health Science Center Endowment, Fund No. 818	\$ 25,000,000
University of North Texas Health Science Center at Fort Worth Endowment, Fund No. 819	\$ 25,000,000
Permanent Endowment Fund for The University of Texas Regional Academic Health Center, Fund No. 822	\$ 20,000,000
The University of Texas at El Paso Endowment, Fund No. 817	\$ 25,000,000
Permanent Endowment Fund for the Baylor College of Medicine, Fund No. 823	\$ 25,000,000
Permanent Fund For Higher Education Nursing, Allied Health and Other Health Related Programs, Fund No. 824	\$ 45,000,000
Permanent Fund for Minority Health Research and Education, Fund No. 825	\$ 25,000,000

Sec. 39. Appropriation of Funds from the Permanent Health Fund for Higher Education. Included in the amounts appropriated to health related institutions of higher education is an estimated appropriation based on the institution's allocation of the estimated earnings out of the Permanent Health Fund for Higher Education for each fiscal year of the biennium. Amounts available for distribution from this fund are estimated to be \$21,123,101 each fiscal year of the biennium. The funds appropriated out of the Permanent Health Fund for Higher Education shall be distributed to the institutions of higher

**SPECIAL PROVISIONS RELATING ONLY TO
STATE AGENCIES OF HIGHER EDUCATION**
(Continued)

education for the purpose of medical research, health education, or treatment programs in accordance with Education Code §63.003, as determined by the Legislative Budget Board. The determined distribution allocations shall be considered approved unless the Legislative Budget Board issues a written disapproval within 30 business days after the date the Legislative Budget Board staff concludes its distribution calculations and forwards the distribution calculations to the Chair of the House Appropriations Committee, Chair of the Senate Finance Committee, Speaker of the House, and Lieutenant Governor. Any requests for additional information made by the Legislative Budget Board interrupt the counting of the 30 business days.

Sec. 40. Limitation on Formula Funding Contact and Semester Credit Hours. In order to control costs and limit General Revenue formula appropriations, contact hours or semester credit hours related to a course for which a student is generating formula funding for the third time shall be excluded from being counted in the hours reported by the Higher Education Coordinating Board to the Legislative Budget Board for formula funding.

Sec. 41. Report on Real Property. Institutions of higher education shall use the appropriations above to submit to the Asset Management Division in the General Land Office the following information, as the General Land Office may require, in accordance with general law:

1. a description of each item of property by reference to a volume number and page or image number or numbers of the official public records of real property in a particular county, or if not applicable, by a legal description;
2. the date of purchase of the property, if applicable;
3. the purchase price of the property, if applicable;
4. the name of the institution holding title to the property for the state;
5. a description of the current uses of the property and of the projected future uses of the property during the next 15 years; and
6. a description of each building or other improvement located on the property.
7. If the description of real property required by this section is excessively voluminous, as in the case of parkland, the division may direct the institution in possession of the real property to furnish the description only in summary form, as agreed to by the division and the institution involved.
8. In addition, if the institution of higher education has done an appraisal on the property, the date of the appraisal and the value broken out by land and improvements should be submitted.

Sec. 42. Limitation on Use of Funds. State agencies and institutions of higher education that are appropriated funds from the receipts collected pursuant to the Comprehensive Tobacco Settlement Agreement and Release in this Article shall submit a budget by November 1 of each year of the biennium to the Legislative Budget Board and the Governor. This budget shall describe the purposes and amounts for which such funds will be expended by the state agency or institution of higher education. No funds described in this budget may be expended by the state agency or institution of higher education until the Legislative Budget Board and the Governor receive the budget.

Sec. 43. Financial Information Reporting Requirement. In addition to the financial information required to be reported in accordance with §2101.011, Government Code, each university system, general academic institution, and health-related institution receiving appropriations in this Act shall continue to provide to the Higher Education Coordinating Board financial data related to the operation of each system office and institution as was reported in the 2001 annual financial report. Each system office and institution of higher education shall provide the report no later than January 1st of each year using the specific content and format prescribed by the Coordinating Board.

Sec. 44. Texas A&M University System Cost Efficiencies. The Texas A&M University System research and service agencies including Texas A&M AgriLife Research, Texas A&M AgriLife Extension Service, Texas A&M Engineering Experiment Station, Texas A&M Transportation Institute, Texas A&M Engineering Extension Service, Texas A&M Forest Service, and Texas A&M Veterinary Medical Diagnostic Laboratory shall use the appropriations in this Act to contract or out-source

**SPECIAL PROVISIONS RELATING ONLY TO
STATE AGENCIES OF HIGHER EDUCATION**

(Continued)

administrative functions within the research and service agencies, Texas A&M University, and/or the Texas A&M University System to use the appropriations in this Act in the most cost-effective extent with the goals of reducing administrative costs, increasing efficiencies, and capitalizing on economies of scale.

Sec. 45. Display and Availability of Health Information. The Legislature intends that an institution of higher education, as defined by §61.003, Education Code, that spends appropriated money to support a student health center or similar facility that displays or makes available to students pamphlets, brochures, or similar printed material relating to health issues will make available to female students copies of the current edition of the brochure published by the Department of State Health Services entitled "A Woman's Right to Know."

Sec. 46. Report Concerning Designated Tuition.

a. Not later than January 1, 2020, the governing board of each public institution of higher education that charges students designated tuition under §54.0513, Education Code, shall use the appropriations in the Act to report to the legislature, for the 2017-18 and 2018-19 academic years:

- (1) the amount the institution has collected in designated tuition;
- (2) the purposes for which the institution spent the money derived from designated tuition and the amount of that money spent for each of those purposes; and
- (3) the amount set aside from designated tuition for resident undergraduate and graduate student assistance under §§56.011 and 56.012, Education Code and how these amounts are allocated under the following categories.
 - (i) grants
 - (ii) scholarships,
 - (iii) work-study programs,
 - (iv) students loans,
 - (v) and student loan repayment assistance.

b. Reports required by this section shall be delivered to the Lieutenant Governor, the Speaker of the House, the chair of the Senate Finance Committee, the chair of the House Appropriations Committee, and the Legislative Budget Board.

Sec. 47. Texas A&M System Agencies' Infrastructure Support Inside Brazos County. General Revenue funding associated with infrastructure expenses and utilities for the Texas A&M System Agencies inside Brazos County shall be determined by the infrastructure support formula as outlined in Section 26 (3). Infrastructure support for the A&M System Agencies shall be determined by multiplying the Texas A&M University rate as determined under Section 26 (3) (estimated to be \$5.47) times the square footage provided by the Space Projection Model developed by the Coordinating Board.

Sec. 48. Cancer Prevention & Research Institute of Texas Awards for 2018. The following awards were announced by the Cancer Prevention and Research Institute for fiscal year 2018:

Baylor College of Medicine	\$ 3,568,639
Rice University	\$ 900,000
Texas A&M Engineering Experiment Station	\$ 897,394
Texas A&M University System Health Science Center	\$ 2,699,202
Texas Tech University	\$ 850,876
Texas Tech University Health Sciences Center	\$ 1,498,476
Texas Tech University Health Sciences Center at El Paso	\$ 1,499,908
The University of Texas at Austin	\$ 3,192,048
The University of Texas Health Science Center at Houston	\$ 4,000,000
The University of Texas Health Science Center at San Antonio	\$ 1,194,351
The University of Texas M.D. Anderson Cancer Center	\$ 30,283,004
The University of Texas Southwestern Medical Center	\$ 29,827,022
University of Houston	\$ 1,985,037
Total	\$ 82,395,957

**SPECIAL PROVISIONS RELATING ONLY TO
STATE AGENCIES OF HIGHER EDUCATION**

(Continued)

Sec. 49. Community College Transfer Student Reporting Requirement. All General Academic Institutions shall use their respective Education and General funds appropriated in this Act to develop and submit an annual report to the Texas Higher Education Coordinating Board (THECB) that details the institution's goals to increase the number, success, and persistence of community college transfer students as measured by THECB. The report shall assess each institution's existing academic and technical transfer pathways, identify each institution's barriers to transfer, and define emerging issues. The report shall detail institution actions to serve current and future transfer students through local and regional articulation agreements with faculty collaboration, community college program enhancements, student outreach and advising, website information development, targeted financial aid, university student success programs, and degree program alignment.

The THECB shall provide performance data by institution (application rates, admission rates, financial aid awarded, time-to-degree, and baccalaureate graduation rates) of transfer and native students by program completion at community colleges and universities during the preceding fiscal year. The THECB shall conduct a comparative analysis of the institutional reports and the performance data. The THECB shall submit an annual report to the Legislature that evaluates actions to increase the number, success, and persistence of community college transfer students and make recommendations to meet state goals.

The report shall be delivered to the House Appropriations Committee, the Senate Finance Committee, the Legislative Budget Board and the Governor by November 1 of each year.

Sec. 50. Mexican American Studies Program or Other Course Work. It is the intent of the Legislature that the governing board of each general academic institution located in one or more counties with a substantial and growing Mexican American population may establish a Mexican American studies program or other course work in Mexican American studies at the institution. For that purpose, the governing board of an institution described by this section may use a portion of the available General Revenue funds otherwise appropriated to the institution by this Act for the purpose of evaluating the demand for and feasibility of establishing a Mexican American studies program or other course work in Mexican American studies in connection with establishing and operating such a program of other course work at the institution.

Sec. 51. State Two Year Institution Funding. The Instruction and Administration Formula for the 2020-21 biennium provides funding for Community Colleges at an annual rate of \$2.72 per contact hour. The Instruction and Administration Formula for the 2020-21 biennium provides funding for Lamar State Colleges at an annual rate of \$5.12 per contact hour.

Sec. 52. Informational Listing-Designated Tuition. The following is an informational list of estimated gross designated tuition amounts for fiscal years 2020 and 2021 as reported in Section 2: Selected Educational, General and Other Funds of the Legislative Appropriations Request for Institutions of Higher Education.

	2020	2021
The University of Texas at Arlington	\$185,828,049	\$189,544,610
The University of Texas at Austin	395,834,417	395,834,417
The University of Texas at Dallas	256,058,146	268,861,053
The University of Texas at El Paso	98,932,387	101,405,697
The University of Texas Rio Grande Valley	126,304,895	130,361,566
The University of Texas of the Permian Basin	19,969,900	20,568,998
The University of Texas at San Antonio	133,685,027	139,557,629
The University of Texas at Tyler	39,427,604	40,610,432
Texas A&M University	383,676,638	387,513,404
Texas A&M University at Galveston	11,584,576	11,816,267
Prairie View A&M University	41,712,539	42,712,539
Tarleton State University	42,037,697	42,037,697
Texas A&M University-Central Texas	5,777,404	5,892,952
Texas A&M University-Corpus Christi	36,556,464	36,922,029
Texas A&M University-Kingsville	18,800,000	18,800,000
Texas A&M University-San Antonio	15,009,828	16,811,008
Texas A&M International University	20,722,717	20,826,331
West Texas A&M University	32,714,658	32,714,658
Texas A&M University-Commerce	27,970,000	27,970,000
Texas A&M University-Texarkana	7,415,765	7,638,238
University of Houston	282,921,205	282,921,205

**SPECIAL PROVISIONS RELATING ONLY TO
STATE AGENCIES OF HIGHER EDUCATION**
(Continued)

University of Houston-Clear Lake	43,907,376	46,231,953
University of Houston-Downtown	57,160,962	58,304,181
University of Houston-Victoria	15,979,155	15,979,155
Midwestern State University	19,090,000	19,275,000
University of North Texas	243,852,012	243,852,012
University of North Texas at Dallas	20,080,282	20,883,494
Stephen F. Austin University	64,000,000	64,000,000
Texas Southern University	51,183,471	51,183,471
Texas Tech University	215,000,000	215,000,000
Angelo State University	24,262,556	24,262,556
Texas Woman's University	56,852,791	58,558,374
Lamar University	65,750,000	65,750,000
Lamar Institute of Technology	5,000,000	5,000,000
Lamar State College-Orange	3,989,674	3,989,674
Lamar State College-Port Arthur	3,345,000	3,345,000
Sam Houston State University	95,433,484	97,342,153
Texas State University	214,495,829	214,495,829
Sul Ross State University	5,997,800	5,997,800
Sul Ross State University Rio Grande College	1,552,997	1,552,997
The University of Texas Southwestern Medical Center	18,378,973	19,206,026
The University of Texas Medical Branch at Galveston	29,821,859	30,418,297
The University of Texas Health Science Center at Houston	23,243,367	23,708,235
The University of Texas Health Science Center at San Antonio	23,000,000	23,000,000
The University of Texas M.D. Anderson Cancer Center	630,583	677,876
The University of Texas Health Science Center at Tyler	292,030	412,194
The University of Texas Rio Grande Valley School of Medicine	2,017,000	2,017,000
Texas A&M University System Health Science Center	9,988,900	10,088,789
University of North Texas Health Science Center at Fort Worth	12,538,573	12,569,919
Texas Tech University Health Sciences Center	26,200,000	27,700,000
Texas Tech University Health Sciences Center at El Paso	5,220,216	5,376,822
Texas State Technical College-Harlingen	16,039,792	16,841,782
Texas State Technical College-West Texas	4,958,936	5,206,882
Texas State Technical College-Marshall	2,482,857	2,606,999
Texas State Technical College-Waco	17,765,167	18,653,425
Texas State Technical College-Fort Bend	2,411,139	2,531,696
Texas State Technical College-North Texas	1,467,377	1,540,746
 Total	 \$3,583,330,074	 \$3,638,881,067

Sec. 53. Federal Medicaid Funding. It is the intent of the Legislature that the health related institutions utilize their 2020-21 General Revenue appropriations to maximize Federal Medicaid funding through the Texas Health and Human Services Commission.

Sec. 54. Transfer of Appropriations for Participation in the Healthcare Transformation and Quality Improvement Waiver. Institutions of higher education are authorized to make intergovernmental transfers of funds to the Health and Human Services Commission to provide the non-federal share of uncompensated care or delivery system reform incentive payments under the Healthcare Transformation and Quality Improvement Waiver.

Sec. 55. Diversity of Student Body at National Research Universities. It is the intent of the Legislature that, in expending funds appropriated by this Act, The University of Texas at Austin and Texas A&M University shall make a good faith effort to improve the racial diversity of the university's student body and shall, in determining admissions and in adopting any institutional policy, comply with the United States Constitution and Texas Constitution.

Sec. 56. Network Access Improvement Program Annual Report. The Public Health Related Institutions and the Texas Higher Education Coordinating Board (THECB), reporting for Baylor College of Medicine, and a family practice, primary care, or other residency program participating through THECB, shall submit an annual report on the clients and services provided through the Network Access Improvement Program (NAIP) to the Governor and the Legislative Budget Board no later than December 1st of each fiscal year. The report shall include the following items provided with the funding received through NAIP:

**SPECIAL PROVISIONS RELATING ONLY TO
STATE AGENCIES OF HIGHER EDUCATION**

(Continued)

- (1) average monthly Medicaid clients served;
- (2) average monthly Medicaid encounters;
- (3) average monthly Children's Health Insurance Program (CHIP) clients served; and
- (4) average monthly CHIP encounters.

Sec. 57. Texas Collegiate License Plate Scholarships. The funds provided to the Texas Collegiate License Plate Scholarships program are appropriated in accordance with Transportation Code §504.615 to provide scholarships for students who demonstrate a need for financial assistance. All balances of appropriations from the Texas Collegiate License Plate Scholarships program to each eligible institution at the close of the fiscal year ending August 31, 2019, are hereby appropriated. Any balances on hand at the end of fiscal year 2020 may be carried over to fiscal year 2021 and such funds are appropriated for fiscal year 2021 for the same purpose.

In addition to educational and general funds amounts appropriated by this Act, all unexpended balances that may exist and all receipts deposited in the state treasury during the biennium beginning September 1, 2019, to the credit of the institutions of higher education as provided by VTCA, Transportation Code §504.615, estimated to be \$393,680 in fiscal year 2020 and \$393,680 in fiscal year 2021, are appropriated for that period to the institution of higher education for which the receipts are credited for the purpose of providing scholarships for students who demonstrate a need for financial assistance.

The following is a list of estimated collegiate license plate revenue amounts for fiscal years 2020 and 2021.

	2020	2021
The University of Texas at Arlington	\$ 4,073	\$ 4,073
The University of Texas at Austin	108,709	108,709
The University of Texas at El Paso	132	132
The University of Texas at San Antonio	44	44
The University of Texas M.D. Anderson Cancer Center	2,164	2,164
Texas A&M University	165,000	165,000
University of Houston System	11,238	11,238
University of Houston	3,349	3,349
University of Houston-Clear Lake	2,517	2,517
University of Houston-Downtown	8,186	8,186
University of Houston-Victoria	899	899
University of North Texas	10,500	10,500
Stephen F. Austin State University	7,946	7,946
Texas Tech University	48,198	48,198
Angelo State University	1,833	1,833
Sam Houston State University	3,000	3,000
Texas State University	7,946	7,946
Sul Ross State University	7,946	7,946
Total	\$393,680	\$393,680

Sec. 58. Research Funding for General Academic Institutions. Below are informational amounts related to the Texas Research University Fund and the Comprehensive Research Fund.

- 1. Texas Research University Fund.** The Texas Research University Fund shall provide funding to The University of Texas at Austin and Texas A&M University based on each institution's average research expenditures for the previous three-year period as reported to the Higher Education Coordinating Board. For the 2020-21 biennium, each institution receives 10.9 percent of its three-year average of total research expenditures as reported to the Texas Higher Education Coordinating Board. The amounts listed below for informational purposes are appropriated out of the General Revenue fund elsewhere in the Act in each affected institution's "Texas Research University Fund" strategy and shall be expended to support faculty for the purpose of instructional excellence and research. Any unexpended balances as of August 31, 2020, are hereby appropriated for the same purpose for the fiscal year beginning September 1, 2020.

	2020	2021
The University of Texas at Austin	\$32,212,871	\$32,212,871
Texas A&M University	\$41,325,026	\$41,325,026
Total	\$73,537,897	\$73,537,897

**SPECIAL PROVISIONS RELATING ONLY TO
STATE AGENCIES OF HIGHER EDUCATION**

(Continued)

- 2. Comprehensive Research Fund.** The Comprehensive Research Fund shall provide funding to promote increased research capacity at general academic institutions, excluding The University of Texas at Austin, Texas A&M University, and institutions of higher education designated as an emerging research university under the Higher Education Coordinating Board's accountability system. Funding to eligible institutions shall be allocated among institutions based on the average amount of restricted research funds expended by each institution per year for the three preceding state fiscal years as reported to the Higher Education Coordinating Board. For the 2020-21 biennium, each institution receives 17.0 percent of its three-year average of restricted research expenditures as reported to the Texas Higher Education Coordinating Board. The amounts listed below for informational purposes are appropriated out of the General Revenue fund elsewhere in the Act in each affected institutions' "Comprehensive Research Fund" strategy and shall be expended for the support and maintenance of educational and general activities, including research and student services, that promote increased research capacity at the institution. Any unexpended balances as of August 31, 2020, are hereby appropriated for the same purpose for the fiscal year beginning September 1, 2020.

	2020	2021
The University of Texas of the Permian Basin	\$ 41,866	\$ 41,866
The University of Texas Rio Grande Valley	\$ 838,076	\$ 838,076
The University of Texas at Tyler	\$ 100,099	\$ 100,099
Texas A&M University at Galveston	\$ 447,836	\$ 447,836
Prairie View A&M University	\$ 657,941	\$ 657,941
Tarleton State University	\$ 481,073	\$ 481,073
Texas A&M University-Corpus Christi	\$ 1,435,502	\$ 1,435,502
Texas A&M International University	\$ 221,013	\$ 221,013
Texas A&M University-Kingsville	\$ 1,120,815	\$ 1,120,815
Texas A&M San Antonio	\$ 13,882	\$ 13,882
Texas A&M University-Commerce	\$ 136,949	\$ 136,949
Texas A&M University-Texarkana	\$ 766	\$ 766
West Texas A&M University	\$ 152,514	\$ 152,514
University of Houston-Clear Lake	\$ 90,413	\$ 90,413
University of Houston-Downtown	\$ 182,433	\$ 182,433
University of Houston-Victoria	\$ 20,608	\$ 20,608
Angelo State University	\$ 20,265	\$ 20,265
University of North Texas-Dallas	\$ 2,883	\$ 2,883
Midwestern State University	\$ 40,370	\$ 40,370
Stephen F. Austin State University	\$ 171,476	\$ 171,476
Texas Southern University	\$ 323,882	\$ 323,882
Texas Woman's University	\$ 152,152	\$ 152,152
Lamar University	\$ 133,605	\$ 133,605
Sul Ross State University	\$ 113,412	\$ 113,412
Sam Houston State University	\$ 236,356	\$ 236,356
Total	\$ 7,136,187	\$ 7,136,187

Sec. 59. Requests for Information on Appropriations Expenditures. Any public or private institution of higher education receiving funds appropriated in this Article shall provide to the Legislative Budget Board any information requested for the purpose of providing oversight on the expenditure of the appropriated funds by that institution.

Sec. 60. Emerging Research Universities Research Funding. Funding to support research at Emerging Research Universities shall consist of appropriations from two research programs.

- 1. Texas Research Incentive Program.** Pursuant to Education Code, Sec. 62.121-62.124, the Texas Research Incentive Program shall provide matching funds to emerging research universities, designated under the Higher Education Coordinating Board's accountability system, to assist institutions in leveraging private gifts for the enhancement of research productivity. The amounts lists below for each emerging research university are for informational purposes only.

	2020	2021
The University of Texas at Arlington	\$ 487,500	\$ 275,000
The University of Texas at Dallas	\$ 2,184,181	\$ 3,885,819
The University of Texas at El Paso	\$ 381,768	\$ 284,852
The University of Texas at San Antonio	\$ 1,225,000	\$ 780,187
University of Houston	\$ 2,850,000	\$ 5,109,774

**SPECIAL PROVISIONS RELATING ONLY TO
STATE AGENCIES OF HIGHER EDUCATION**
(Continued)

Texas Tech University	\$ 5,887,434	\$ 4,646,618
University of North Texas	\$ 934,955	\$ 2,317,750
Texas State University	\$ 3,549,162	\$ 200,000
Total	\$ 17,500,000	\$ 17,500,000

2. **Core Research Support:** The core research support fund is established to promote increased research capacity at Emerging Research Universities. Funding to eligible institutions shall be allocated as follows: 50 percent based on the average amount of restricted research funds expended by each institution per year for the three preceding state fiscal years, determined in the manner described by Section 62.095(b); and 50 percent based on the average amount of total research funds expended by each institution per year for the three preceding state fiscal years, determined in the manner described by Section 62.053(b). For the 2020-21 biennium, each institution is funded at an average of 10.3 percent of eligible research expenditures as determined by criteria listed above. Any unexpended balances as of August 31, 2020, are hereby appropriated for the same purpose for the fiscal year beginning September 1, 2020. The amounts listed below for each institution are for informational purposes only.

	2020	2021
The University of Texas at Arlington	\$ 6,757,244	\$ 6,757,244
The University of Texas at Dallas	\$ 8,580,387	\$ 8,580,387
The University of Texas at El Paso	\$ 7,447,977	\$ 7,447,977
The University of Texas at San Antonio	\$ 5,215,844	\$ 5,215,844
University of Houston	\$ 11,479,285	\$ 11,479,285
Texas Tech University	\$ 11,608,277	\$ 11,608,277
University of North Texas	\$ 2,437,730	\$ 2,437,730
Texas State University	\$ 5,028,961	\$ 5,028,961
Total	\$ 58,555,705	\$ 58,555,705

Sec. 61. Research Funding Reporting Requirement. Each general academic institution and health related institution shall report, by December 1 of each year of the biennium, to the Legislative Budget Board and Governor, the following information:

- (a) The amount of research funds awarded to the institution in the prior fiscal year, from appropriations made elsewhere in this Act, from the following, listed individually by source of funding:
1. Core Research Support;
 2. Texas Research University Fund;
 3. Comprehensive Research Fund;
 4. Available National Research University Fund;
 5. Texas Research Incentive Program;
 6. Governor's University Research Initiative; and the
 7. Cancer Prevention and Research Institute of Texas.
- (b) For each individual award granted to an institution under programs listed in Subsection (a), the amount of funding, if any, provided to an institution from an external source as a matching award amount.

Sec. 62. Prohibition of Formula Funding for Sam Houston State University Medical Program. Sam Houston State University shall not receive formula funding for its Doctor of Osteopathic Medicine program. It is also the intent of the Legislature that none of the formula funding appropriated by this Act to Sam Houston State University shall be transferred to, or expended for, the establishment or operation of the Doctor of Osteopathic Medicine program at Sam Houston State University.

Sec. 63. HEGI State Premium Contribution Rate. For the 2020-21 biennium, funds identified and appropriated through the Higher Education Employees Group Insurance bill pattern are based on the following percentage of the full Employee Retirement System (ERS) premium rates, based on the following institutional categories:

	2020-21
The University of Texas System	79.4%
Texas A&M University System	79.4%
ERS Participating Institutions	79.9%
Public Community/Junior Colleges	50.0%

**RECAPITULATION - ARTICLE III
AGENCIES OF EDUCATION
(General Revenue)**

	For the Years Ending	
	August 31, 2020	August 31, 2021
Texas Education Agency	\$ 17,519,055,465	\$ 16,127,021,854
School for the Blind and Visually Impaired	16,597,224	16,422,226
School for the Deaf	24,347,311	19,353,738
Teacher Retirement System	2,650,811,540	2,517,080,301
Optional Retirement Program	122,024,371	121,204,367
Higher Education Employees Group Insurance Contributions	707,739,288	707,739,285
Higher Education Coordinating Board	822,467,118	811,822,372
Higher Education Fund	393,750,000	393,750,000
The University of Texas System Administration	8,820,703	8,166,643
Support for Military and Veterans Exemptions	15,000,000	15,000,000
The University of Texas at Arlington	123,343,925	123,246,206
The University of Texas at Austin	315,444,013	305,899,032
The University of Texas at Dallas	99,082,898	98,821,497
The University of Texas at El Paso	87,763,535	87,709,125
The University of Texas Rio Grande Valley	97,104,134	97,095,892
The University of Texas of the Permian Basin	31,866,072	31,856,430
The University of Texas at San Antonio	112,871,965	112,836,252
The University of Texas at Tyler	36,070,813	36,056,229
Texas A&M University System Administrative and General Offices	770,028	770,027
Texas A&M University	342,078,776	341,803,641
Texas A&M University at Galveston	22,161,422	22,143,056
Prairie View A&M University	48,230,831	48,191,613
Tarleton State University	45,738,384	45,724,236
Texas A&M University - Central Texas	17,299,692	17,293,373
Texas A&M University - Corpus Christi	51,905,781	51,873,543
Texas A&M University - Kingsville	38,636,780	38,584,047
Texas A&M University - San Antonio	30,065,412	30,066,021
Texas A&M International University	32,088,813	32,070,239
West Texas A&M University	33,174,681	33,145,294
Texas A&M University - Commerce	42,111,692	42,075,234
Texas A&M University - Texarkana	22,530,738	22,527,497
University of Houston System Administration	41,521,585	41,557,889
University of Houston	176,750,099	176,618,417
University of Houston - Clear Lake	29,180,801	29,150,624
University of Houston - Downtown	25,549,503	25,528,807
University of Houston - Victoria	14,650,338	14,646,687
Midwestern State University	20,745,590	20,649,160
University of North Texas System Administration	6,149,199	6,153,846
University of North Texas	115,469,831	115,357,556
University of North Texas at Dallas	24,512,594	24,503,453
Stephen F. Austin State University	39,106,062	38,039,484
Texas Southern University	51,561,004	51,491,043
Texas Tech University System Administration	1,368,000	1,368,000
Texas Tech University	167,441,568	169,681,575
Angelo State University	29,506,087	29,468,357
Texas Woman's University	63,168,756	63,150,934
Texas State University System	1,368,000	1,368,000
Lamar University	49,642,353	49,580,547
Lamar Institute of Technology	14,297,451	14,282,770
Lamar State College - Orange	10,449,161	10,443,155
Lamar State College - Port Arthur	12,934,838	12,914,280
Sam Houston State University	58,530,469	58,376,132
Texas State University	120,815,161	120,215,120
Sul Ross State University	11,001,146	10,961,983
Sul Ross State University Rio Grande College	5,035,990	5,035,787
The University of Texas Southwestern Medical Center	169,568,982	169,569,682
The University of Texas Medical Branch at Galveston	267,775,848	267,775,350
The University of Texas Health Science Center at Houston	188,280,861	188,280,561
The University of Texas Health Science Center at San Antonio	143,960,472	143,960,709

**RECAPITULATION - ARTICLE III
AGENCIES OF EDUCATION
(General Revenue)
(Continued)**

The University of Texas Rio Grande Valley School of Medicine	32,285,815	32,285,815
The University of Texas M.D. Anderson Cancer Center	202,092,811	202,093,162
The University of Texas Health Science Center at Tyler	48,604,141	48,603,941
Texas A&M University System Health Science Center	145,469,479	145,473,871
University of North Texas Health Science Center at Fort Worth	93,401,581	93,116,953
Texas Tech University Health Sciences Center	138,184,642	138,167,963
Texas Tech University Health Sciences Center at El Paso	70,254,352	70,238,744
Public Community/Junior Colleges	936,467,516	931,907,468
Texas State Technical College System Administration	3,043,910	3,042,093
Texas State Technical College - Harlingen	27,009,390	27,199,749
Texas State Technical College - West Texas	11,688,197	11,685,060
Texas State Technical College - Marshall	6,556,685	6,555,047
Texas State Technical College - Waco	34,904,948	34,894,816
Technical State Technical College - Ft. Bend	5,962,649	5,956,640
Technical State Technical College - North Texas	3,717,575	3,717,377
Texas A&M AgriLife Research	55,228,148	55,228,147
Texas A&M AgriLife Extension Service	48,497,887	48,497,887
Texas A&M Engineering Experiment Station	23,126,275	23,127,274
Texas A&M Transportation Institute	7,613,283	7,613,282
Texas A&M Engineering Extension Service	8,923,537	8,923,537
Texas A&M Forest Service	32,604,399	32,604,398
Texas A&M Veterinary Medical Diagnostic Laboratory	<u>9,273,893</u>	<u>9,273,891</u>
 Subtotal, Agencies of Education	 \$ 27,716,206,267	 \$ 26,157,686,293
 Retirement and Group Insurance	 37,640,388	 38,573,889
Social Security and Benefit Replacement Pay	<u>269,300,795</u>	<u>274,639,063</u>
 Subtotal, Employee Benefits	 \$ 306,941,183	 \$ 313,212,952
 Bond Debt Service Payments	 <u>7,228,252</u>	 <u>7,933,400</u>
 Subtotal, Debt Service	 <u>\$ 7,228,252</u>	 <u>\$ 7,933,400</u>
 TOTAL, ARTICLE III - AGENCIES OF EDUCATION	 <u>\$ 28,030,375,702</u>	 <u>\$ 26,478,832,645</u>

**RECAPITULATION - ARTICLE III
AGENCIES OF EDUCATION
(General Revenue-Dedicated)**

	For the Years Ending	
	August 31, 2020	August 31, 2021
	<u>2020</u>	<u>2021</u>
Teacher Retirement System	\$ 23,714,800	\$ 25,042,829
Optional Retirement Program	26,470,605	27,105,900
Higher Education Coordinating Board	14,575,000	13,575,000
The University of Texas at Arlington	71,635,389	71,752,261
The University of Texas at Austin	122,887,771	123,250,899
The University of Texas at Dallas	73,871,455	74,157,813
The University of Texas at El Paso	33,652,820	33,723,913
The University of Texas Rio Grande Valley	35,820,131	35,836,155
The University of Texas of the Permian Basin	8,129,876	8,141,015
The University of Texas at San Antonio	43,019,997	43,067,122
The University of Texas at Tyler	10,909,743	10,928,096
Texas A&M University	131,469,894	131,769,077
Texas A&M University at Galveston	3,219,017	3,224,671
Prairie View A&M University	18,811,422	18,848,568
Tarleton State University	14,988,230	14,999,434
Texas A&M University - Central Texas	2,485,293	2,489,053
Texas A&M University - Corpus Christi	17,779,512	17,788,290
Texas A&M University - Kingsville	15,786,957	15,844,394
Texas A&M University - San Antonio	7,278,110	7,281,297
Texas A&M International University	9,935,001	9,940,960
West Texas A&M University	13,574,857	13,604,747
Texas A&M University - Commerce	15,934,663	15,959,916
Texas A&M University - Texarkana	2,361,978	2,366,960
University of Houston	82,629,340	82,783,635
University of Houston - Clear Lake	13,892,411	13,926,077
University of Houston - Downtown	17,423,377	17,447,154
University of Houston - Victoria	5,354,610	5,359,042
Midwestern State University	6,755,878	6,767,165
University of North Texas	62,373,630	62,507,101
University of North Texas at Dallas	6,927,135	6,927,775
Stephen F. Austin State University	16,169,918	16,187,905
Texas Southern University	29,622,051	29,703,057
Texas Tech University	60,565,893	60,690,986
Angelo State University	11,687,681	11,708,528
Texas Woman's University	18,681,145	18,693,769
Lamar University	18,000,991	18,013,556
Lamar Institute of Technology	2,530,635	2,531,733
Lamar State College - Orange	2,030,295	2,032,087
Lamar State College - Port Arthur	2,300,571	2,304,164
Sam Houston State University	34,277,479	31,993,131
Texas State University	49,520,757	49,534,792
Sul Ross State University	2,335,711	2,337,929
Sul Ross State University Rio Grande College	807,886	808,128
The University of Texas Southwestern Medical Center	7,751,770	7,751,770
The University of Texas Medical Branch at Galveston	13,309,294	13,309,294
The University of Texas Health Science Center at Houston	25,610,629	25,610,629
The University of Texas Health Science Center at San Antonio	11,347,923	11,347,923
The University of Texas Rio Grande Valley School of Medicine	927,792	927,792
The University of Texas M.D. Anderson Cancer Center	772,845	772,845
The University of Texas Health Science Center at Tyler	483,518	483,518
Texas A&M University System Health Science Center	16,840,628	16,840,628
University of North Texas Health Science Center at Fort Worth	10,471,063	10,471,063
Texas Tech University Health Sciences Center	15,804,390	15,804,390
Texas Tech University Health Sciences Center at El Paso	2,970,717	2,970,717
Texas State Technical College System Administration	371,719	376,435

**RECAPITULATION - ARTICLE III
AGENCIES OF EDUCATION
(General Revenue-Dedicated)
(Continued)**

Texas State Technical College - Harlingen	2,253,469	2,373,458
Texas State Technical College - West Texas	644,706	679,424
Texas State Technical College - Marshall	195,963	217,598
Texas State Technical College - Waco	2,633,284	2,762,983
Technical State Technical College - Ft. Bend	295,480	314,831
Technical State Technical College - North Texas	188,344	198,731
Texas A&M AgriLife Research	455,712	455,712
Texas A&M Engineering Experiment Station	443,562	443,561
Texas A&M Forest Service	<u>24,754,048</u>	<u>24,754,049</u>
 Subtotal, Agencies of Education	 \$ 1,300,726,771	 \$ 1,301,823,435
 Social Security and Benefit Replacement Pay	 <u>58,123,265</u>	 <u>59,297,355</u>
 Subtotal, Employee Benefits	 \$ 58,123,265	 \$ 59,297,355
 TOTAL, ARTICLE III - AGENCIES OF EDUCATION	 <u>\$ 1,358,850,036</u>	 <u>\$ 1,361,120,790</u>

**RECAPITULATION - ARTICLE III
AGENCIES OF EDUCATION
(Federal Funds)**

	For the Years Ending	
	August 31, 2020	August 31, 2021
	<u>2020</u>	<u>2021</u>
Texas Education Agency	\$ 5,322,975,994	\$ 5,376,097,323
School for the Blind and Visually Impaired	2,016,520	2,016,520
School for the Deaf	1,126,254	1,126,254
Higher Education Coordinating Board	27,431,905	27,431,905
Texas A&M AgriLife Research	9,156,520	9,156,520
Texas A&M AgriLife Extension Service	13,404,685	13,404,685
Texas A&M Engineering Experiment Station	53,708,052	53,708,052
Texas A&M Transportation Institute	15,202,597	15,506,647
Texas A&M Engineering Extension Service	23,790,458	23,533,099
Texas A&M Forest Service	3,517,982	3,517,982
Texas A&M Veterinary Medical Diagnostic Laboratory	<u>346,722</u>	<u>346,722</u>
Subtotal, Agencies of Education	\$ 5,472,677,689	\$ 5,525,845,709
Retirement and Group Insurance	8,484,875	8,499,870
Social Security and Benefit Replacement Pay	<u>2,532,508</u>	<u>2,523,186</u>
Subtotal, Employee Benefits	<u>\$ 11,017,383</u>	<u>\$ 11,023,056</u>
TOTAL, ARTICLE III - AGENCIES OF EDUCATION	<u><u>\$ 5,483,695,072</u></u>	<u><u>\$ 5,536,868,765</u></u>

**RECAPITULATION - ARTICLE III
AGENCIES OF EDUCATION
(Other Funds)**

	For the Years Ending	
	August 31, 2020	August 31, 2021
	<u>2020</u>	<u>2021</u>
Texas Education Agency	\$ 5,393,864,482	\$ 6,129,873,567
School for the Blind and Visually Impaired	5,615,758	5,615,758
School for the Deaf	9,635,027	9,635,027
Teacher Retirement System	140,358,084	141,219,354
Higher Education Coordinating Board	31,306,676	31,338,183
The University of Texas System Administration	1,256,000	1,256,000
Available University Fund	1,167,638,000	1,217,095,000
Available National Research University Fund	24,680,472	25,545,062
Support for Military and Veterans Exemptions	8,832,436	9,004,638
The University of Texas at Arlington	4,073	4,073
The University of Texas at Austin	108,709	108,709
The University of Texas at El Paso	1,570,132	1,570,132
The University of Texas Rio Grande Valley	152,247	152,247
The University of Texas at San Antonio	44	44
Texas A&M University	165,000	165,000
Texas A&M International University	91,787	91,787
University of Houston System Administration	11,238	11,238
University of Houston	3,349	3,349
University of Houston - Clear Lake	2,517	2,517
University of Houston - Downtown	8,186	8,186
University of Houston - Victoria	899	899
University of North Texas	10,500	10,500
Stephen F. Austin State University	7,946	7,946
Texas Tech University	48,198	48,198
Angelo State University	1,833	1,833
Sam Houston State University	3,000	3,000
Texas State University	7,946	7,946
Sul Ross State University	7,946	7,946
The University of Texas Southwestern Medical Center	6,026,364	6,026,364
The University of Texas Medical Branch at Galveston	3,920,886	3,920,884
The University of Texas Health Science Center at Houston	3,638,014	3,638,014
The University of Texas Health Science Center at San Antonio	14,505,180	14,505,180
The University of Texas Rio Grande Valley School of Medicine	1,249,500	1,249,500
The University of Texas M.D. Anderson Cancer Center	8,907,222	8,907,222
The University of Texas Health Science Center at Tyler	2,989,205	2,989,205
Texas A&M University System Health Science Center	2,689,193	2,689,193
University of North Texas Health Science Center at Fort Worth	2,994,613	2,994,613
Texas Tech University Health Sciences Center	3,090,000	3,090,000
Texas Tech University Health Sciences Center at El Paso	2,821,450	2,821,450
Texas A&M AgriLife Research	6,876,253	6,876,253
Texas A&M AgriLife Extension Service	13,304,404	13,304,404
Texas A&M Engineering Experiment Station	48,022,732	48,022,733
Texas A&M Transportation Institute	50,077,732	50,731,282
Texas A&M Engineering Extension Service	57,126,467	57,383,826
Texas A&M Forest Service	946,728	946,728
Texas A&M Veterinary Medical Diagnostic Laboratory	<u>11,254,629</u>	<u>11,252,629</u>
 Subtotal, Agencies of Education	 \$ 7,025,833,057	 \$ 7,814,137,619
 Retirement and Group Insurance	 1,814,799	 1,828,275
Social Security and Benefit Replacement Pay	<u>14,782,756</u>	<u>14,989,931</u>
 Subtotal, Employee Benefits	 \$ 16,597,555	 \$ 16,818,206

**RECAPITULATION - ARTICLE III
AGENCIES OF EDUCATION
(Other Funds)
(Continued)**

Less Interagency Contracts	\$ <u>57,996,530</u>	\$ <u>58,293,606</u>
TOTAL, ARTICLE III - AGENCIES OF EDUCATION	\$ <u>6,984,434,082</u>	\$ <u>7,772,662,219</u>

**RECAPITULATION - ARTICLE III
AGENCIES OF EDUCATION
(All Funds)**

	For the Years Ending	
	August 31, 2020	August 31, 2021
Texas Education Agency	\$ 28,235,895,941	\$ 27,632,992,744
School for the Blind and Visually Impaired	24,229,502	24,054,504
School for the Deaf	35,108,592	30,115,019
Teacher Retirement System	2,814,884,424	2,683,342,484
Optional Retirement Program	148,494,976	148,310,267
Higher Education Employees Group Insurance Contributions	707,739,288	707,739,285
Higher Education Coordinating Board	895,780,699	884,167,460
Higher Education Fund	393,750,000	393,750,000
The University of Texas System Administration Available University Fund	10,076,703	9,422,643
Available National Research University Fund	1,167,638,000	1,217,095,000
Support for Military and Veterans Exemptions	24,680,472	25,545,062
The University of Texas at Arlington	23,832,436	24,004,638
The University of Texas at Austin	194,983,387	195,002,540
The University of Texas at Dallas	438,440,493	429,258,640
The University of Texas at El Paso	172,954,353	172,979,310
The University of Texas Rio Grande Valley	122,986,487	123,003,170
The University of Texas of the Permian Basin	133,076,512	133,084,294
The University of Texas at San Antonio	39,995,948	39,997,445
The University of Texas at Tyler	155,892,006	155,903,418
Texas A&M University System Administrative and General Offices	46,980,556	46,984,325
Texas A&M University	770,028	770,027
Texas A&M University at Galveston	473,713,670	473,737,718
Prairie View A&M University	25,380,439	25,367,727
Tarleton State University	67,042,253	67,040,181
Texas A&M University - Central Texas	60,726,614	60,723,670
Texas A&M University - Corpus Christi	19,784,985	19,782,426
Texas A&M University - Kingsville	69,685,293	69,661,833
Texas A&M University - San Antonio	54,423,737	54,428,441
Texas A&M International University	37,343,522	37,347,318
West Texas A&M University	42,115,601	42,102,986
Texas A&M University - Commerce	46,749,538	46,750,041
Texas A&M University - Texarkana	58,046,355	58,035,150
University of Houston System Administration	24,892,716	24,894,457
University of Houston	41,532,823	41,569,127
University of Houston - Clear Lake	259,382,788	259,405,401
University of Houston - Downtown	43,075,729	43,079,218
University of Houston - Victoria	42,981,066	42,984,147
Midwestern State University	20,005,847	20,006,628
University of North Texas System Administration	27,501,468	27,416,325
University of North Texas	6,149,199	6,153,846
University of North Texas at Dallas	177,853,961	177,875,157
Stephen F. Austin State University	31,439,729	31,431,228
Texas Southern University	55,283,926	54,235,335
Texas Tech University System Administration	81,183,055	81,194,100
Texas Tech University	1,368,000	1,368,000
Angelo State University	228,055,659	230,420,759
Texas Woman's University	41,195,601	41,178,718
Texas State University System	81,849,901	81,844,703
Lamar University	1,368,000	1,368,000
Lamar Institute of Technology	67,643,344	67,594,103
Lamar State College - Orange	16,828,086	16,814,503
Lamar State College - Port Arthur	12,479,456	12,475,242
Sam Houston State University	15,235,409	15,218,444
Texas State University	92,810,948	90,372,263
Sul Ross State University	170,343,864	169,757,858
Sul Ross State University Rio Grande College	13,344,803	13,307,858
The University of Texas Southwestern Medical Center	5,843,876	5,843,915
The University of Texas Medical Branch at Galveston	183,347,116	183,347,816
The University of Texas Health Science Center at Houston	285,006,028	285,005,528
	217,529,504	217,529,204

**RECAPITULATION - ARTICLE III
AGENCIES OF EDUCATION
(All Funds)
(Continued)**

The University of Texas Health Science Center at San Antonio	169,813,575	169,813,812
The University of Texas Rio Grande Valley School of Medicine	34,463,107	34,463,107
The University of Texas M.D. Anderson Cancer Center	211,772,878	211,773,229
The University of Texas Health Science Center at Tyler	52,076,864	52,076,664
Texas A&M University System Health Science Center	164,999,300	165,003,692
University of North Texas Health Science Center at Fort Worth	106,867,257	106,582,629
Texas Tech University Health Sciences Center	157,079,032	157,062,353
Texas Tech University Health Sciences Center at El Paso	76,046,519	76,030,911
Public Community/Junior Colleges	936,467,516	931,907,468
Texas State Technical College System Administration	3,415,629	3,418,528
Texas State Technical College - Harlingen	29,262,859	29,573,207
Texas State Technical College - West Texas	12,332,903	12,364,484
Texas State Technical College - Marshall	6,752,648	6,772,645
Texas State Technical College - Waco	37,538,232	37,657,799
Technical State Technical College - Ft. Bend	6,258,129	6,271,471
Technical State Technical College - North Texas	3,905,919	3,916,108
Texas A&M AgriLife Research	71,716,633	71,716,632
Texas A&M AgriLife Extension Service	75,206,976	75,206,976
Texas A&M Engineering Experiment Station	125,300,621	125,301,620
Texas A&M Transportation Institute	72,893,612	73,851,211
Texas A&M Engineering Extension Service	89,840,462	89,840,462
Texas A&M Forest Service	61,823,157	61,823,157
Texas A&M Veterinary Medical Diagnostic Laboratory	<u>20,875,244</u>	<u>20,873,242</u>
Subtotal, Agencies of Education	\$ 41,515,443,784	\$ 40,799,493,056
Retirement and Group Insurance	47,940,062	48,902,034
Social Security and Benefit Replacement Pay	<u>344,739,324</u>	<u>351,449,535</u>
Subtotal, Employee Benefits	\$ 392,679,386	\$ 400,351,569
Bond Debt Service Payments	<u>7,228,252</u>	<u>7,933,400</u>
Subtotal, Debt Service	\$ 7,228,252	\$ 7,933,400
Less Interagency Contracts	<u>\$ 57,996,530</u>	<u>\$ 58,293,606</u>
TOTAL, ARTICLE III - AGENCIES OF EDUCATION	<u>\$ 41,857,354,892</u>	<u>\$ 41,149,484,419</u>
Number of Full-Time-Equivalents (FTE) - Appropriated Funds	67,045.8	67,045.8

ARTICLE IV
THE JUDICIARY

Sec. 1. The several sums of money herein specified, or so much thereby as may be necessary, are appropriated out of any funds in the State Treasury not otherwise appropriated, or out of special funds as indicated, for the support, maintenance, or improvement of the judiciary and other judicial service units of the state.

SUPREME COURT OF TEXAS

	For the Years Ending	
	August 31, 2020	August 31, 2021
Method of Financing:		
General Revenue Fund	\$ 19,238,352	\$ 19,427,139
GR Dedicated - Sexual Assault Program Account No. 5010	\$ 10,000,000	\$ 0
Federal Funds	\$ 1,772,335	\$ 1,772,336
<u>Other Funds</u>		
Judicial Fund No. 573	\$ 17,677,500	\$ 17,677,500
Appropriated Receipts	97,505	97,506
Interagency Contracts	<u>2,500,000</u>	<u>2,500,000</u>
Subtotal, Other Funds	<u>\$ 20,275,005</u>	<u>\$ 20,275,006</u>
Total, Method of Financing	<u><u>\$ 51,285,692</u></u>	<u><u>\$ 41,474,481</u></u>
 This bill pattern represents an estimated 77% of this agency's estimated total available funds for the biennium.		
Number of Full-Time-Equivalents (FTE):	85.0	85.0
Schedule of Exempt Positions:		
Chief Justice	\$170,500	\$170,500
Justice	(8) 168,000	(8) 168,000
Items of Appropriation:		
A. Goal: APPELLATE COURT OPERATIONS		
A.1.1. Strategy: APPELLATE COURT OPERATIONS	\$ 6,363,965	\$ 6,552,753 & UB
B. Goal: COURT PROGRAMS		
B.1.1. Strategy: BASIC CIVIL LEGAL SERVICES	\$ 42,034,392	\$ 32,034,392 & UB
B.1.2. Strategy: COURT IMPROVEMENT PROJECTS	2,772,335	2,772,336
B.1.3. Strategy: MULTI-DISTRICT LITIGATION	<u>115,000</u>	<u>115,000</u>
Total, Goal B: COURT PROGRAMS	<u>\$ 44,921,727</u>	<u>\$ 34,921,728</u>
Grand Total, SUPREME COURT OF TEXAS	<u><u>\$ 51,285,692</u></u>	<u><u>\$ 41,474,481</u></u>
Object-of-Expense Informational Listing:		
Salaries and Wages	\$ 7,360,251	\$ 7,509,037
Other Personnel Costs	156,700	157,500
Professional Fees and Services	2,300	2,300
Consumable Supplies	28,500	28,500
Utilities	25,000	25,000
Travel	86,189	86,190
Rent - Building	23,500	23,500
Rent - Machine and Other	27,000	27,000

SUPREME COURT OF TEXAS
(Continued)

Other Operating Expense	276,629	388,631
Grants	43,299,623	33,226,823

Total, Object-of-Expense Informational Listing \$ 51,285,692 \$ 41,474,481

Estimated Allocations for Employee Benefits and Debt Service Appropriations Made Elsewhere in this Act:

Employee Benefits

Retirement	\$ 411,031	\$ 413,086
Group Insurance	857,558	869,784
Social Security	453,277	455,543
Benefits Replacement	3,618	3,075

Total, Estimated Allocations for Employee Benefits and Debt Service Appropriations Made Elsewhere in this Act \$ 1,725,484 \$ 1,741,488

1. Performance Measure Targets. The following is a listing of the key performance target levels for the Supreme Court of Texas. It is the intent of the Legislature that appropriations made by this Act be utilized in the most efficient and effective manner possible to achieve the intended mission of the Supreme Court of Texas. In order to achieve the objectives and service standards established by this Act, the Supreme Court of Texas shall make every effort to attain the following designated key performance target levels associated with each item of appropriation.

	2020	2021
A. Goal: APPELLATE COURT OPERATIONS		
Outcome (Results/Impact):		
Disposition Rate	100%	100%
Average Number of Days since Filing of All Matters Pending in the Supreme Court	150	150
B. Goal: COURT PROGRAMS		
B.1.1. Strategy: BASIC CIVIL LEGAL SERVICES		
Output (Volume):		
The Number of BCLS Grantees Provided State Funding	28	28

2. Appropriation: Basic Civil Legal Services. All unobligated and unexpended balances remaining in the Basic Civil Legal Services Account at the end of fiscal year 2019 (estimated to be \$0) and all fees deposited into the Account in Judicial Fund No. 573 are appropriated above in Strategy B.1.1, Basic Civil Legal Services, in fiscal year 2020. Any fees deposited and any unobligated and unexpended balances remaining in excess of \$17,144,000 each fiscal year (estimated to be \$0) are appropriated to the Supreme Court for the same purpose.

The Supreme Court of Texas shall file a report with the Legislative Budget Board and the Governor within 90 days following February 28th and August 31st of each fiscal year showing disbursements from all funding sources for Basic Civil Legal Services, the purpose for each disbursement, and compliance with grant conditions.

3. Court Improvement Projects. Amounts appropriated above in Strategy B.1.2, Court Improvement Projects, include:

- a. Federal Funds from the State Court Improvement Program (CFDA 93.586) in the amount of \$1,772,335 in fiscal year 2020 and \$1,772,336 in fiscal year 2021. Out of these funds, the Supreme Court is allocated an amount estimated to be \$750,000 in fiscal year 2020 and \$750,000 in fiscal year 2021 to administer the grant. Additionally, the Supreme Court shall file a report with the Legislative Budget Board and the Governor within 90 days following August 31st of each fiscal year showing disbursements, the purpose of each disbursement, and compliance with grant conditions.
- b. General Revenue in the amount of \$1,000,000 each fiscal year for the Judicial Commission on Mental Health. The Supreme Court shall file a report with the Legislative Budget Board and the Governor within 90 days following August 31st of each fiscal year showing the expenditures and disbursements of the Judicial Commission on Mental Health.

4. Texas Young Lawyers License Plate Receipts. For informational purposes, amounts appropriated above from Judicial Fund No. 573 in Strategy B.1.1, Basic Civil Legal Services, include an estimated \$11,000 each fiscal year from the sale of license plates under Transportation Code §504.612. The appropriation authority governing these revenues is provided in Article IX, Sec. 8.13, Appropriation of Specialty License Plate Receipts.

SUPREME COURT OF TEXAS
(Continued)

5. **Supreme Court Support Fee.** Amounts appropriated above in Strategy A.1.1, Appellate Court Operations, include an amount estimated to be \$200,000 in each fiscal year from the Supreme Court Support Account in the Judicial Fund No. 573. Any unobligated and unexpended balances remaining from funds appropriated to the Supreme Court in Strategy A.1.1, Appellate Court Operations, out of the Supreme Court Support Account in the Judicial Fund No. 573 as of August 31, 2019 (estimated to be \$100,000), are appropriated to the Supreme Court for the fiscal year beginning September 1, 2019, for the same purpose.
6. **Basic Civil Legal Services for Victims of Sexual Assault.** Amounts appropriated above in Strategy B.1.1, Basic Civil Legal Services, from General Revenue-Dedicated Sexual Assault Program Account No. 5010 funds include \$10,000,000 in fiscal year 2020 for basic civil legal services to victims of sexual assault that may only be used for the purposes established for the Supreme Court of Texas in Government Code, §420.008.
7. **Basic Civil Legal Services for Veterans.** Amounts appropriated above in Strategy B.1.1, Basic Civil Legal Services, include \$3,000,000 each fiscal year in General Revenue for the purpose of providing basic civil legal services to veterans and their families.
8. **Contingency for Behavioral Health Funds.** Notwithstanding appropriation authority granted above, the Comptroller of Public Accounts shall not allow the expenditure of General Revenue-Related behavioral health funds for the Supreme Court of Texas in B.1.2, Court Improvement Projects, in fiscal year 2020 or fiscal year 2021, as identified in Art. IX, §10.04, Statewide Behavioral Health Strategic Plan and Coordinated Expenditures, if the Legislative Budget Board provides notification to the Comptroller of Public Accounts that the agency's planned expenditure of those funds in fiscal year 2020 or fiscal year 2021 does not satisfy the requirements of Art. IX, §10.04, Statewide Behavioral Health Strategic Plan and Coordinated Expenditures.

COURT OF CRIMINAL APPEALS

	For the Years Ending	
	August 31, 2020	August 31, 2021
Method of Financing:		
General Revenue Fund	\$ 6,465,883	\$ 6,512,352
GR Dedicated - Judicial and Court Personnel Training Fund No. 540, estimated	\$ 15,039,382	\$ 11,969,382
<u>Other Funds</u>		
Judicial Fund No. 573	\$ 333,251	\$ 333,251
Appropriated Receipts	4,500	4,500
Interagency Contracts	30,000	30,000
Subtotal, Other Funds	\$ 367,751	\$ 367,751
Total, Method of Financing	\$ 21,873,016	\$ 18,849,485
 This bill pattern represents an estimated 100% of this agency's estimated total available funds for the biennium.		
Number of Full-Time-Equivalents (FTE):	71.0	71.0
Schedule of Exempt Positions:		
Presiding Judge	\$170,500	\$170,500
Judge	(8) 168,000	(8) 168,000
Items of Appropriation:		
A. Goal: APPELLATE COURT OPERATIONS		
A.1.1. Strategy: APPELLATE COURT OPERATIONS	\$ 6,646,134	\$ 6,692,603 & UB
B. Goal: JUDICIAL EDUCATION		
B.1.1. Strategy: JUDICIAL EDUCATION	\$ 15,226,882	\$ 12,156,882 & UB
Grand Total, COURT OF CRIMINAL APPEALS	\$ 21,873,016	\$ 18,849,485

COURT OF CRIMINAL APPEALS
(Continued)

Object-of-Expense Informational Listing:

Salaries and Wages	\$ 6,502,315	\$ 6,548,783
Other Personnel Costs	153,276	153,276
Consumable Supplies	14,330	14,330
Utilities	5,400	5,400
Travel	25,777	25,777
Rent - Building	6,532	6,532
Rent - Machine and Other	13,561	13,561
Other Operating Expense	148,989	148,990
Grants	<u>15,002,836</u>	<u>11,932,836</u>
Total, Object-of-Expense Informational Listing	<u>\$ 21,873,016</u>	<u>\$ 18,849,485</u>

Estimated Allocations for Employee Benefits and Debt Service Appropriations Made Elsewhere in this Act:

Employee Benefits

Retirement	\$ 439,630	\$ 441,828
Group Insurance	849,828	864,316
Social Security	443,123	445,339
Benefits Replacement	<u>7,507</u>	<u>6,381</u>

Total, Estimated Allocations for Employee Benefits and Debt Service Appropriations Made Elsewhere in this Act

\$ 1,740,088 **\$ 1,757,864**

1. **Performance Measure Targets.** The following is a listing of the key performance target levels for the Court of Criminal Appeals. It is the intent of the Legislature that appropriations made by this Act be utilized in the most efficient and effective manner possible to achieve the intended mission of the Court of Criminal Appeals. In order to achieve the objectives and service standards established by this Act, the Court of Criminal Appeals shall make every effort to attain the following designated key performance target levels associated with each item of appropriation.

	<u>2020</u>	<u>2021</u>
A. Goal: APPELLATE COURT OPERATIONS		
Outcome (Results/Impact):		
Disposition Rate for Petitions for Discretionary Review Which Are Granted	100%	100%
Disposition Rate for Death Penalty Cases	100%	100%
Average Time (in Days) from the Time Petitions for Discretionary Review Are Granted until Disposition	317	317
Average Time from Time Filed to Disposition in Death Penalty Cases	700	700
B. Goal: JUDICIAL EDUCATION		
B.1.1. Strategy: JUDICIAL EDUCATION		
Output (Volume):		
Total Number of Participants Trained in Judicial Education Courses	27,876	24,940

2. Judicial Education.

- a. Funds appropriated above in Strategy B.1.1, Judicial Education, include a 3 percent administrative allocation estimated to be \$234,441 in fiscal year 2020 and \$232,156 in fiscal year 2021 out of General Revenue-Dedicated Judicial and Court Personnel Training Fund No. 540. All unobligated and unexpended balances in an amount not to exceed \$150,000 that are remaining from funds appropriated in Strategy B.1.1, Judicial Education, and allocated for administrative purposes as of August 31, 2020, are appropriated for the same purpose as of September 1, 2020.

In addition to these amounts, \$200,000 in fiscal year 2020 and \$200,000 in fiscal year 2021 of the amounts appropriated above in Strategy B.1.1, Judicial Education, are allocated for administrative or training purposes or other purposes at the discretion of the Court of Criminal Appeals which further the objectives of Strategy B.1.1, Judicial Education.

All unobligated and unexpended balances of funds appropriated to Strategy B.1.1, Judicial Education, and allocated for administrative purposes at the end of fiscal year 2019 are appropriated to Strategy B.1.1, Judicial Education, in fiscal year 2020 (not to exceed \$200,000 in General Revenue-Dedicated Judicial and Court Personnel Training Fund No. 540, and included in amounts appropriated above).

COURT OF CRIMINAL APPEALS
(Continued)

- b. For the purposes of this rider, the term administration shall include administrative oversight functions, accounting and auditing functions, management studies, performance audits, and other studies initiated by the Court of Criminal Appeals or any other agency of the Judicial Branch, as directed by the order of the Court of Criminal Appeals.

3. Judicial Education: Appropriations for Certain Types of Legal Education.

- a. Out of funds appropriated above to the Court of Criminal Appeals in Strategy B.1.1, Judicial Education, from General Revenue-Dedicated Judicial and Court Personnel Training Fund No. 540:
- (1) \$621,202 each fiscal year shall be expended for the continuing legal education of judges of county courts performing judicial functions.
 - (2) An amount estimated to be \$1,931,127 each fiscal year shall be used to contract with a statewide professional association of prosecuting attorneys and other entities to provide continuing legal education courses, programs, and technical assistance projects for prosecutors and prosecutor office personnel.
 - (3) An amount estimated to be \$1,877,109 each fiscal year shall be used to contract with a statewide professional association of criminal defense attorneys and other entities to provide continuing legal education courses, programs and technical assistance projects for criminal defense attorneys and criminal defense attorney office personnel who regularly represent indigent defendants in criminal matters.
 - (4) A minimum of \$850,000 each fiscal year shall be used to contract with training entities providing for the training and continuing legal education of the clerks and other court personnel of the appellate courts, district courts, county courts at law, county courts, justice courts, and municipal courts of this State in accordance with Government Code §74.025.
 - (5) An amount estimated to be \$459,016 each fiscal year shall be used to contract with statewide professional associations and other entities whose purposes include providing continuing legal education courses, programs, and technical assistance projects on actual innocence for criminal defense attorneys, prosecuting attorneys, judges, bailiffs, constables, warrant officers, or other persons as provided by statute.
 - (6) An amount estimated to be \$54,771 each fiscal year shall be used to contract with statewide professional associations and other entities whose purposes include providing continuing legal education, courses, and programs for public defenders.
 - (7) An amount estimated to be \$262,000 for the 2020-21 biennium shall be used to contract with statewide professional associations and other entities whose purpose include providing judicial education services and to provide training on indigent defendants and mental health.
 - (8) An amount estimated to be \$413,000 for the 2020-21 biennium shall be used to contract with statewide professional associations and other entities whose purposes include providing judicial education services and direct training costs for clinics for judges and court personnel regarding bail, fines, fees, requests for community service, jail commitments, and jail credit in cases involving indigents, and for development of a mentor program for new municipal court judges and webinars on legislative reform, bail, indigence, compliance, collections improvement programs, alternative sentencing, case flow management, and jail commitments.
- b. The Court of Criminal Appeals shall maintain procedures to require training entities to either refund all unexpended and unencumbered state grant funds or retain and use those funds for training purposes subject to the approval of the Court of Criminal Appeals each fiscal year. All refunds received by the Court of Criminal Appeals from grants made to training entities (estimated to be \$0) are appropriated to the Court of Criminal Appeals in Strategy B.1.1, Judicial Education, each fiscal year for the same purposes.

COURT OF CRIMINAL APPEALS
(Continued)

4. **Judicial Education: Reimbursement for Travel Expenses.** Funds appropriated above in Strategy B.1.1, Judicial Education, for the purposes established in §56.003(b) of the Government Code, may be granted only pursuant to a grant contract which provides for the reimbursement of expenses of judges pursuant to the provisions of §74.062 of the Government Code. This rider shall not apply to funds granted for the purpose of providing continuing legal education for judges of county courts performing judicial functions.
5. **Judicial and Court Personnel Training Report.** The Court of Criminal Appeals shall report to the Legislative Budget Board and the Governor within 90 days following February 28 and August 31 of each fiscal year showing the allocation of grants and expenditures from General Revenue-Dedicated Judicial and Court Personnel Training Fund No. 540, the amount and allocation of unexpended prior year grant funds held by training entities, and the results of grant audits.
6. **Judicial Education: Alternatives to Inpatient Mental Health Treatment for Forensic Cases.** Funds appropriated above in Strategy B.1.1, Judicial Education, may be used to educate judges, prosecuting attorneys, and criminal defense attorneys on alternatives to inpatient mental health treatment that may be appropriate for certain individuals under forensic commitment, including individuals charged with a misdemeanor or felony offense that involved dangerous conduct because a judge or jury has determined them to be not guilty by reason of insanity, but who are ordered by a court to receive mental health treatment. Alternatives to inpatient mental health treatment for individuals under forensic commitment may include outpatient competency restoration, jail-based competency restoration, residential rehabilitation units, and conditional release. The Court of Criminal Appeals may use appropriations to take steps to make judges, prosecuting attorneys, and criminal defense attorneys involved with forensic commitment cases aware of these educational opportunities.
7. **Judicial Education: Mental Health.** The Court of Criminal Appeals shall use \$187,500 appropriated above in Strategy B.1.1, Judicial Education, from the General Revenue Fund each fiscal year to contract with statewide professional associations and other entities whose purposes include providing continuing legal education, courses, and programs for judges and court staff, prosecuting attorneys, and criminal defense attorneys on mental health issues and pre-trial diversion. Judicial education shall include information for judges and staff on mental health care resources available in the court's geographic region.
8. **Contingency for Behavioral Health Funds.** Notwithstanding appropriation authority granted above, the Comptroller of Public Accounts shall not allow the expenditure of General Revenue-Related behavioral health funds for the Court of Criminal Appeals in Strategy B.1.1, Judicial Education, in fiscal year 2020 or fiscal year 2021, as identified in Art. IX, §10.04, Statewide Behavioral Health Strategic Plan and Coordinated Expenditures, if the Legislative Budget Board provides notification to the Comptroller of Public Accounts that the agency's planned expenditure of those funds in fiscal year 2020 or fiscal year 2021 does not satisfy the requirements of Art. IX, §10.04, Statewide Behavioral Health Strategic Plan and Coordinated Expenditures.

FIRST COURT OF APPEALS DISTRICT, HOUSTON

	For the Years Ending	
	August 31, 2020	August 31, 2021
Method of Financing:		
General Revenue Fund	\$ 4,380,427	\$ 4,380,427
<u>Other Funds</u>		
Judicial Fund No. 573	\$ 273,350	\$ 273,350
Appropriated Receipts	8,700	8,700
Interagency Contracts	42,500	42,500
Subtotal, Other Funds	\$ 324,550	\$ 324,550
Total, Method of Financing	\$ 4,704,977	\$ 4,704,977

This bill pattern represents an estimated 92% of this agency's estimated total available funds for the biennium.

Number of Full-Time-Equivalents (FTE):	44.0	44.0
---	------	------

FIRST COURT OF APPEALS DISTRICT, HOUSTON
(Continued)

Schedule of Exempt Positions:

Chief Justice	\$156,500	\$156,500
Justice	(8) 154,000	(8) 154,000

Items of Appropriation:

A. Goal: APPELLATE COURT OPERATIONS

A.1.1. Strategy: APPELLATE COURT OPERATIONS	\$ 4,704,977	\$ 4,704,977 & UB
---	--------------	----------------------

**Grand Total, FIRST COURT OF APPEALS DISTRICT,
HOUSTON**

	<u>\$ 4,704,977</u>	<u>\$ 4,704,977</u>
--	---------------------	---------------------

Object-of-Expense Informational Listing:

Salaries and Wages	\$ 4,188,690	\$ 4,188,690
Other Personnel Costs	156,689	156,689
Professional Fees and Services	139,676	139,676
Consumable Supplies	4,627	4,627
Travel	4,225	4,225
Rent - Building	48,376	48,376
Other Operating Expense	<u>162,694</u>	<u>162,694</u>

Total, Object-of-Expense Informational Listing

	<u>\$ 4,704,977</u>	<u>\$ 4,704,977</u>
--	---------------------	---------------------

**Estimated Allocations for Employee Benefits and Debt
Service Appropriations Made Elsewhere in this Act:**

Employee Benefits

Retirement	\$ 260,936	\$ 262,241
Group Insurance	540,437	549,355
Social Security	311,690	313,248
Benefits Replacement	<u>1,501</u>	<u>1,276</u>

**Total, Estimated Allocations for Employee
Benefits and Debt Service Appropriations Made
Elsewhere in this Act**

	<u>\$ 1,114,564</u>	<u>\$ 1,126,120</u>
--	---------------------	---------------------

1. Performance Measure Targets. The following is a listing of the key performance target levels for the First Court of Appeals District, Houston. It is the intent of the Legislature that appropriations made by this Act be utilized in the most efficient and effective manner possible to achieve the intended mission of the First Court of Appeals District, Houston. In order to achieve the objectives and service standards established by this Act, the First Court of Appeals District, Houston shall make every effort to attain the following designated key performance target levels associated with each item of appropriation.

	<u>2020</u>	<u>2021</u>
A. Goal: APPELLATE COURT OPERATIONS		
Outcome (Results/Impact):		
Clearance Rate	100%	100%
Percentage of Cases Under Submission for Less Than One Year	100%	100%
Percentage of Cases Pending for Less Than Two Years	100%	100%

SECOND COURT OF APPEALS DISTRICT, FORT WORTH

	For the Years Ending	
	August 31, <u>2020</u>	August 31, <u>2021</u>
Method of Financing:		
General Revenue Fund	\$ 3,365,590	\$ 3,365,589
<u>Other Funds</u>		
Judicial Fund No. 573	\$ 213,050	\$ 213,050
Appropriated Receipts	8,000	8,000
Interagency Contracts	<u>54,000</u>	<u>54,000</u>
Subtotal, Other Funds	<u>\$ 275,050</u>	<u>\$ 275,050</u>
Total, Method of Financing	<u>\$ 3,640,640</u>	<u>\$ 3,640,639</u>

SECOND COURT OF APPEALS DISTRICT, FORT WORTH
(Continued)

This bill pattern represents an estimated 91.3% of this agency's estimated total available funds for the biennium.

Number of Full-Time-Equivalents (FTE): 38.0 38.0

Schedule of Exempt Positions:

Chief Justice	\$156,500	\$156,500
Justice	(6) 154,000	(6) 154,000

Items of Appropriation:

A. Goal: APPELLATE COURT OPERATIONS

A.1.1. Strategy: APPELLATE COURT OPERATIONS	\$ 3,640,640	\$ 3,640,639 & UB
--	--------------	----------------------

Grand Total, SECOND COURT OF APPEALS DISTRICT, FORT WORTH	<u>\$ 3,640,640</u>	<u>\$ 3,640,639</u>
--	---------------------	---------------------

Object-of-Expense Informational Listing:

Salaries and Wages	\$ 3,400,000	\$ 3,400,000
Other Personnel Costs	70,000	70,000
Professional Fees and Services	500	500
Consumable Supplies	14,000	14,000
Utilities	2,000	2,000
Travel	17,500	17,500
Rent - Machine and Other	12,000	12,000
Other Operating Expense	<u>124,640</u>	<u>124,639</u>

Total, Object-of-Expense Informational Listing	<u>\$ 3,640,640</u>	<u>\$ 3,640,639</u>
---	---------------------	---------------------

Estimated Allocations for Employee Benefits and Debt Service Appropriations Made Elsewhere in this Act:

Employee Benefits

Retirement	\$ 225,504	\$ 226,632
Group Insurance	464,336	470,572
Social Security	247,972	249,212
Benefits Replacement	<u>2,252</u>	<u>1,914</u>

Total, Estimated Allocations for Employee Benefits and Debt Service Appropriations Made Elsewhere in this Act	<u>\$ 940,064</u>	<u>\$ 948,330</u>
--	-------------------	-------------------

1. Performance Measure Targets. The following is a listing of the key performance target levels for the Second Court of Appeals District, Fort Worth. It is the intent of the Legislature that appropriations made by this Act be utilized in the most efficient and effective manner possible to achieve the intended mission of the Second Court of Appeals District, Fort Worth. In order to achieve the objectives and service standards established by this Act, the Second Court of Appeals District, Fort Worth shall make every effort to attain the following designated key performance target levels associated with each item of appropriation.

	<u>2020</u>	<u>2021</u>
A. Goal: APPELLATE COURT OPERATIONS		
Outcome (Results/Impact):		
Clearance Rate	100%	100%
Percentage of Cases Under Submission for Less Than One Year	100%	100%
Percentage of Cases Pending for Less Than Two Years	100%	100%

THIRD COURT OF APPEALS DISTRICT, AUSTIN

	For the Years Ending	
	August 31, <u>2020</u>	August 31, <u>2021</u>
Method of Financing:		
General Revenue Fund	\$ 2,830,454	\$ 2,830,454
<u>Other Funds</u>		
Judicial Fund No. 573	\$ 182,900	\$ 182,900

THIRD COURT OF APPEALS DISTRICT, AUSTIN
(Continued)

Appropriated Receipts	11,000	11,000
Interagency Contracts	36,000	36,000
Subtotal, Other Funds	\$ 229,900	\$ 229,900
Total, Method of Financing	\$ 3,060,354	\$ 3,060,354

This bill pattern represents an estimated 90.1% of this agency's estimated total available funds for the biennium.

Number of Full-Time-Equivalents (FTE):	35.0	35.0
Schedule of Exempt Positions:		
Chief Justice	\$156,500	\$156,500
Justice	(5) 154,000	(5) 154,000

Items of Appropriation:

A. Goal: APPELLATE COURT OPERATIONS		
A.1.1. Strategy: APPELLATE COURT OPERATIONS	\$ 3,060,354	\$ 3,060,354 & UB
Grand Total, THIRD COURT OF APPEALS DISTRICT, AUSTIN	\$ 3,060,354	\$ 3,060,354

Object-of-Expense Informational Listing:

Salaries and Wages	\$ 2,966,413	\$ 2,966,413
Other Personnel Costs	37,452	37,752
Consumable Supplies	6,400	6,100
Rent - Building	1,080	1,080
Other Operating Expense	49,009	49,009
Total, Object-of-Expense Informational Listing	\$ 3,060,354	\$ 3,060,354

Estimated Allocations for Employee Benefits and Debt Service Appropriations Made Elsewhere in this Act:

<u>Employee Benefits</u>		
Retirement	\$ 190,229	\$ 191,180
Group Insurance	479,591	488,633
Social Security	213,094	214,160
Benefits Replacement	751	638
Total, Estimated Allocations for Employee Benefits and Debt Service Appropriations Made Elsewhere in this Act	\$ 883,665	\$ 894,611

1. Performance Measure Targets. The following is a listing of the key performance target levels for the Third Court of Appeals District, Austin. It is the intent of the Legislature that appropriations made by this Act be utilized in the most efficient and effective manner possible to achieve the intended mission of the Third Court of Appeals District, Austin. In order to achieve the objectives and service standards established by this Act, the Third Court of Appeals District, Austin shall make every effort to attain the following designated key performance target levels associated with each item of appropriation.

	2020	2021
A. Goal: APPELLATE COURT OPERATIONS		
Outcome (Results/Impact):		
Clearance Rate	100%	100%
Percentage of Cases Under Submission for Less Than One Year	100%	100%
Percentage of Cases Pending for Less Than Two Years	100%	100%

FOURTH COURT OF APPEALS DISTRICT, SAN ANTONIO

	For the Years Ending	
	August 31, 2020	August 31, 2021
Method of Financing:		
General Revenue Fund	\$ 3,363,979	\$ 3,363,979

FOURTH COURT OF APPEALS DISTRICT, SAN ANTONIO
(Continued)

Other Funds

Judicial Fund No. 573	\$ 213,050	\$ 213,050
Appropriated Receipts	11,000	11,000
Interagency Contracts	42,000	42,000

Subtotal, Other Funds	\$ 266,050	\$ 266,050
-----------------------	------------	------------

Total, Method of Financing	\$ 3,630,029	\$ 3,630,029
-----------------------------------	--------------	--------------

This bill pattern represents an estimated 89.6% of this agency's estimated total available funds for the biennium.

Number of Full-Time-Equivalents (FTE):	34.0	34.0
--	------	------

Schedule of Exempt Positions:

Chief Justice	\$156,500	\$156,500
Justice	(6) 154,000	(6) 154,000

Items of Appropriation:

A. Goal: APPELLATE COURT OPERATIONS		
A.1.1. Strategy: APPELLATE COURT OPERATIONS	\$ 3,630,029	\$ 3,630,029
		& UB

Grand Total, FOURTH COURT OF APPEALS DISTRICT, SAN ANTONIO	\$ 3,630,029	\$ 3,630,029
---	--------------	--------------

Object-of-Expense Informational Listing:

Salaries and Wages	\$ 3,363,138	\$ 3,363,138
Other Personnel Costs	81,088	85,256
Professional Fees and Services	9,260	5,092
Consumable Supplies	7,498	7,498
Utilities	4,235	4,235
Travel	1,100	1,100
Rent - Building	18,000	18,000
Rent - Machine and Other	1,874	1,874
Other Operating Expense	143,836	143,836

Total, Object-of-Expense Informational Listing	\$ 3,630,029	\$ 3,630,029
---	--------------	--------------

Estimated Allocations for Employee Benefits and Debt Service Appropriations Made Elsewhere in this Act:

Employee Benefits

Retirement	\$ 198,585	\$ 199,578
Group Insurance	387,471	393,653
Social Security	245,053	246,279
Benefits Replacement	1,632	1,387

Total, Estimated Allocations for Employee Benefits and Debt Service Appropriations Made Elsewhere in this Act	\$ 832,741	\$ 840,897
--	------------	------------

1. Performance Measure Targets. The following is a listing of the key performance target levels for the Fourth Court of Appeals District, San Antonio. It is the intent of the Legislature that appropriations made by this Act be utilized in the most efficient and effective manner possible to achieve the intended mission of the Fourth Court of Appeals District, San Antonio. In order to achieve the objectives and service standards established by this Act, the Fourth Court of Appeals District, San Antonio shall make every effort to attain the following designated key performance target levels associated with each item of appropriation.

	2020	2021
A. Goal: APPELLATE COURT OPERATIONS		
Outcome (Results/Impact):		
Clearance Rate	100%	100%
Percentage of Cases Under Submission for Less Than One Year	100%	100%
Percentage of Cases Pending for Less Than Two Years	100%	100%

FIFTH COURT OF APPEALS DISTRICT, DALLAS

	For the Years Ending	
	August 31, 2020	August 31, 2021
Method of Financing:		
General Revenue Fund	\$ 6,007,149	\$ 6,007,149
<u>Other Funds</u>		
Judicial Fund No. 573	\$ 393,950	\$ 393,950
Appropriated Receipts	32,000	32,000
Interagency Contracts	65,000	65,000
Subtotal, Other Funds	\$ 490,950	\$ 490,950
Total, Method of Financing	\$ 6,498,099	\$ 6,498,099

This bill pattern represents an estimated 94.9% of this agency's estimated total available funds for the biennium.

Number of Full-Time-Equivalents (FTE): 63.5 63.5

Schedule of Exempt Positions:

Chief Justice	\$156,500	\$156,500
Justice	(12) 154,000	(12) 154,000

Items of Appropriation:

A. Goal: APPELLATE COURT OPERATIONS		
A.1.1. Strategy: APPELLATE COURT OPERATIONS	\$ 6,498,099	\$ 6,498,099
		<u>& UB</u>

Grand Total, FIFTH COURT OF APPEALS DISTRICT, DALLAS	\$ 6,498,099	\$ 6,498,099
---	---------------------	---------------------

Object-of-Expense Informational Listing:

Salaries and Wages	\$ 5,853,599	\$ 5,853,599
Other Personnel Costs	125,000	125,000
Consumable Supplies	30,000	30,000
Utilities	45,000	45,000
Travel	40,000	40,000
Rent - Building	60,000	60,000
Rent - Machine and Other	50,000	50,000
Other Operating Expense	294,500	294,500

Total, Object-of-Expense Informational Listing	\$ 6,498,099	\$ 6,498,099
---	---------------------	---------------------

Estimated Allocations for Employee Benefits and Debt Service Appropriations Made Elsewhere in this Act:

<u>Employee Benefits</u>		
Retirement	\$ 356,805	\$ 358,589
Group Insurance	774,181	787,384
Social Security	421,719	423,827
Benefits Replacement	8,257	7,018

Total, Estimated Allocations for Employee Benefits and Debt Service Appropriations Made Elsewhere in this Act	\$ 1,560,962	\$ 1,576,818
--	---------------------	---------------------

1. Performance Measure Targets. The following is a listing of the key performance target levels for the Fifth Court of Appeals District, Dallas. It is the intent of the Legislature that appropriations made by this Act be utilized in the most efficient and effective manner possible to achieve the intended mission of the Fifth Court of Appeals District, Dallas. In order to achieve the objectives and service standards established by this Act, the Fifth Court of Appeals District, Dallas shall make every effort to attain the following designated key performance target levels associated with each item of appropriation.

	<u>2020</u>	<u>2021</u>
A. Goal: APPELLATE COURT OPERATIONS		
Outcome (Results/Impact):		
Clearance Rate	100%	100%
Percentage of Cases Under Submission for Less Than One Year	100%	100%
Percentage of Cases Pending for Less Than Two Years	100%	100%

SIXTH COURT OF APPEALS DISTRICT, TEXARKANA

	For the Years Ending	
	August 31, 2020	August 31, 2021
Method of Financing:		
General Revenue Fund	\$ 1,563,862	\$ 1,563,861
<u>Other Funds</u>		
Judicial Fund No. 573	\$ 92,450	\$ 92,450
Appropriated Receipts	<u>4,000</u>	<u>4,000</u>
Subtotal, Other Funds	<u>\$ 96,450</u>	<u>\$ 96,450</u>
Total, Method of Financing	<u>\$ 1,660,312</u>	<u>\$ 1,660,311</u>

This bill pattern represents an estimated 94.8% of this agency's estimated total available funds for the biennium.

Number of Full-Time-Equivalents (FTE): 15.0 15.0

Schedule of Exempt Positions:

Chief Justice	\$156,500	\$156,500
Justice	(2) 154,000	(2) 154,000

Items of Appropriation:

A. Goal: APPELLATE COURT OPERATIONS

A.1.1. Strategy: APPELLATE COURT OPERATIONS \$ 1,660,312 \$ 1,660,311
& UB

Grand Total, SIXTH COURT OF APPEALS DISTRICT, TEXARKANA \$ 1,660,312 \$ 1,660,311

Object-of-Expense Informational Listing:

Salaries and Wages	\$ 1,536,100	\$ 1,536,100
Other Personnel Costs	30,585	32,185
Consumable Supplies	3,500	3,500
Utilities	4,500	4,500
Travel	9,000	9,000
Other Operating Expense	<u>76,627</u>	<u>75,026</u>

Total, Object-of-Expense Informational Listing \$ 1,660,312 \$ 1,660,311

Estimated Allocations for Employee Benefits and Debt Service Appropriations Made Elsewhere in this Act:

Employee Benefits

Retirement	\$ 104,098	\$ 104,619
Group Insurance	223,759	228,084
Social Security	112,412	112,974
Benefits Replacement	<u>751</u>	<u>638</u>

Total, Estimated Allocations for Employee Benefits and Debt Service Appropriations Made Elsewhere in this Act \$ 441,020 \$ 446,315

1. Performance Measure Targets. The following is a listing of the key performance target levels for the Sixth Court of Appeals District, Texarkana. It is the intent of the Legislature that appropriations made by this Act be utilized in the most efficient and effective manner possible to achieve the intended mission of the Sixth Court of Appeals District, Texarkana. In order to achieve the objectives and service standards established by this Act, the Sixth Court of Appeals District, Texarkana shall make every effort to attain the following designated key performance target levels associated with each item of appropriation.

	<u>2020</u>	<u>2021</u>
A. Goal: APPELLATE COURT OPERATIONS		
Outcome (Results/Impact):		
Clearance Rate	100%	100%
Percentage of Cases Under Submission for Less Than One Year	100%	100%
Percentage of Cases Pending for Less Than Two Years	100%	100%

SEVENTH COURT OF APPEALS DISTRICT, AMARILLO

	For the Years Ending	
	August 31, 2020	August 31, 2021
Method of Financing:		
General Revenue Fund	\$ 1,942,356	\$ 1,942,356
<u>Other Funds</u>		
Judicial Fund No. 573	\$ 122,600	\$ 122,600
Appropriated Receipts	<u>6,200</u>	<u>6,200</u>
Subtotal, Other Funds	<u>\$ 128,800</u>	<u>\$ 128,800</u>
Total, Method of Financing	<u><u>\$ 2,071,156</u></u>	<u><u>\$ 2,071,156</u></u>

This bill pattern represents an estimated 89.6% of this agency's estimated total available funds for the biennium.

Number of Full-Time-Equivalents (FTE):	19.0	19.0
---	------	------

Schedule of Exempt Positions:		
Chief Justice	\$156,500	\$156,500
Justice	(3) 154,000	(3) 154,000

Items of Appropriation:		
A. Goal: APPELLATE COURT OPERATIONS		
A.1.1. Strategy: APPELLATE COURT OPERATIONS	\$ 2,071,156	\$ 2,071,156
		<u>& UB</u>

Grand Total, SEVENTH COURT OF APPEALS DISTRICT, AMARILLO	<u><u>\$ 2,071,156</u></u>	<u><u>\$ 2,071,156</u></u>
---	----------------------------	----------------------------

Object-of-Expense Informational Listing:		
Salaries and Wages	\$ 1,914,200	\$ 1,914,200
Other Personnel Costs	37,000	38,039
Consumable Supplies	2,000	2,000
Utilities	250	250
Travel	30,000	30,000
Rent - Machine and Other	525	525
Other Operating Expense	<u>87,181</u>	<u>86,142</u>
Total, Object-of-Expense Informational Listing	<u><u>\$ 2,071,156</u></u>	<u><u>\$ 2,071,156</u></u>

Estimated Allocations for Employee Benefits and Debt Service Appropriations Made Elsewhere in this Act:		
<u>Employee Benefits</u>		
Retirement	\$ 116,940	\$ 117,524
Group Insurance	287,524	292,818
Social Security	132,527	133,190
Benefits Replacement	<u>2,252</u>	<u>1,914</u>
Total, Estimated Allocations for Employee Benefits and Debt Service Appropriations Made Elsewhere in this Act	<u><u>\$ 539,243</u></u>	<u><u>\$ 545,446</u></u>

1. Performance Measure Targets. The following is a listing of the key performance target levels for the Seventh Court of Appeals District, Amarillo. It is the intent of the Legislature that appropriations made by this Act be utilized in the most efficient and effective manner possible to achieve the intended mission of the Seventh Court of Appeals District, Amarillo. In order to achieve the objectives and service standards established by this Act, the Seventh Court of Appeals District, Amarillo shall make every effort to attain the following designated key performance target levels associated with each item of appropriation.

	<u>2020</u>	<u>2021</u>
A. Goal: APPELLATE COURT OPERATIONS		
Outcome (Results/Impact):		
Clearance Rate	100%	100%
Percentage of Cases Under Submission for Less Than One Year	100%	100%
Percentage of Cases Pending for Less Than Two Years	100%	100%

EIGHTH COURT OF APPEALS DISTRICT, EL PASO

	For the Years Ending	
	August 31, 2020	August 31, 2021
Method of Financing:		
General Revenue Fund	\$ 1,561,867	\$ 1,561,867
<u>Other Funds</u>		
Judicial Fund No. 573	\$ 92,450	\$ 92,450
Appropriated Receipts	6,000	6,000
Interagency Contracts	27,000	27,000
Subtotal, Other Funds	\$ 125,450	\$ 125,450
Total, Method of Financing	<u>\$ 1,687,317</u>	<u>\$ 1,687,317</u>

This bill pattern represents an estimated 93.2% of this agency's estimated total available funds for the biennium.

Number of Full-Time-Equivalents (FTE): 18.0 18.0

Schedule of Exempt Positions:

Chief Justice	\$156,500	\$156,500
Justice	(2) 154,000	(2) 154,000

Items of Appropriation:

A. Goal: APPELLATE COURT OPERATIONS

A.1.1. Strategy: APPELLATE COURT OPERATIONS \$ 1,687,317 \$ 1,687,317
& UB

Grand Total, EIGHTH COURT OF APPEALS DISTRICT, EL PASO \$ 1,687,317 \$ 1,687,317

Object-of-Expense Informational Listing:

Salaries and Wages	\$ 1,566,098	\$ 1,566,098
Other Personnel Costs	41,800	42,100
Consumable Supplies	4,000	4,000
Utilities	3,200	3,200
Travel	6,000	7,000
Rent - Building	4,500	4,600
Other Operating Expense	61,719	60,319
Total, Object-of-Expense Informational Listing	<u>\$ 1,687,317</u>	<u>\$ 1,687,317</u>

Estimated Allocations for Employee Benefits and Debt Service Appropriations Made Elsewhere in this Act:

Employee Benefits

Retirement	\$ 89,019	\$ 89,464
Group Insurance	234,160	238,745
Social Security	112,560	113,123
Benefits Replacement	3,567	3,032
Total, Estimated Allocations for Employee Benefits and Debt Service Appropriations Made Elsewhere in this Act	<u>\$ 439,306</u>	<u>\$ 444,364</u>

1. Performance Measure Targets. The following is a listing of the key performance target levels for the Eighth Court of Appeals District, El Paso. It is the intent of the Legislature that appropriations made by this Act be utilized in the most efficient and effective manner possible to achieve the intended mission of the Eighth Court of Appeals District, El Paso. In order to achieve the objectives and service standards established by this Act, the Eighth Court of Appeals District, El Paso shall make every effort to attain the following designated key performance target levels associated with each item of appropriation.

	2020	2021
A. Goal: APPELLATE COURT OPERATIONS		
Outcome (Results/Impact):		
Clearance Rate	100%	100%
Percentage of Cases Under Submission for Less Than One Year	100%	100%
Percentage of Cases Pending for Less Than Two Years	100%	100%

NINTH COURT OF APPEALS DISTRICT, BEAUMONT

	For the Years Ending	
	August 31, 2020	August 31, 2021
Method of Financing:		
General Revenue Fund	\$ 1,944,049	\$ 1,944,048
<u>Other Funds</u>		
Judicial Fund No. 573	\$ 122,600	\$ 122,600
Appropriated Receipts	<u>8,000</u>	<u>8,000</u>
Subtotal, Other Funds	\$ <u>130,600</u>	\$ <u>130,600</u>
Total, Method of Financing	\$ <u>2,074,649</u>	\$ <u>2,074,648</u>

This bill pattern represents an estimated 97.6% of this agency's estimated total available funds for the biennium.

Number of Full-Time-Equivalents (FTE): 20.5 20.5

Schedule of Exempt Positions:		
Chief Justice	\$156,500	\$156,500
Justice	(3) 154,000	(3) 154,000

Items of Appropriation:		
A. Goal: APPELLATE COURT OPERATIONS		
A.1.1. Strategy: APPELLATE COURT OPERATIONS	\$ 2,074,649	\$ 2,074,648
		<u>& UB</u>

Grand Total, NINTH COURT OF APPEALS DISTRICT, BEAUMONT	\$ <u>2,074,649</u>	\$ <u>2,074,648</u>
---	----------------------------	----------------------------

Object-of-Expense Informational Listing:		
Salaries and Wages	\$ 1,974,753	\$ 1,974,753
Other Personnel Costs	96,616	96,615
Other Operating Expense	<u>3,280</u>	<u>3,280</u>
Total, Object-of-Expense Informational Listing	\$ <u>2,074,649</u>	\$ <u>2,074,648</u>

Estimated Allocations for Employee Benefits and Debt Service Appropriations Made Elsewhere in this Act:		
<u>Employee Benefits</u>		
Retirement	\$ 132,871	\$ 133,535
Group Insurance	265,192	269,479
Social Security	147,018	147,753
Benefits Replacement	<u>4,504</u>	<u>3,828</u>
Total, Estimated Allocations for Employee Benefits and Debt Service Appropriations Made Elsewhere in this Act	\$ <u>549,585</u>	\$ <u>554,595</u>

1. Performance Measure Targets. The following is a listing of the key performance target levels for the Ninth Court of Appeals District, Beaumont. It is the intent of the Legislature that appropriations made by this Act be utilized in the most efficient and effective manner possible to achieve the intended mission of the Ninth Court of Appeals District, Beaumont. In order to achieve the objectives and service standards established by this Act, the Ninth Court of Appeals District, Beaumont shall make every effort to attain the following designated key performance target levels associated with each item of appropriation.

	<u>2020</u>	<u>2021</u>
A. Goal: APPELLATE COURT OPERATIONS		
Outcome (Results/Impact):		
Clearance Rate	100%	100%
Percentage of Cases Under Submission for Less Than One Year	100%	100%
Percentage of Cases Pending for Less Than Two Years	100%	100%

TENTH COURT OF APPEALS DISTRICT, WACO

	For the Years Ending	
	August 31, 2020	August 31, 2021
Method of Financing:		
General Revenue Fund	\$ 1,563,505	\$ 1,563,505
<u>Other Funds</u>		
Judicial Fund No. 573	\$ 92,450	\$ 92,450
Appropriated Receipts	<u>5,000</u>	<u>5,000</u>
Subtotal, Other Funds	\$ 97,450	\$ 97,450
Total, Method of Financing	<u>\$ 1,660,955</u>	<u>\$ 1,660,955</u>

This bill pattern represents an estimated 98.1% of this agency's estimated total available funds for the biennium.

Number of Full-Time-Equivalents (FTE): 17.5 17.5

Schedule of Exempt Positions:		
Chief Justice	\$156,500	\$156,500
Justice	(2) 154,000	(2) 154,000

Items of Appropriation:		
A. Goal: APPELLATE COURT OPERATIONS		
A.1.1. Strategy: APPELLATE COURT OPERATIONS	\$ 1,660,955	\$ 1,660,955
		<u>& UB</u>

Grand Total, TENTH COURT OF APPEALS DISTRICT, WACO	<u>\$ 1,660,955</u>	<u>\$ 1,660,955</u>
---	---------------------	---------------------

Object-of-Expense Informational Listing:		
Salaries and Wages	\$ 1,520,673	\$ 1,520,673
Other Personnel Costs	37,020	37,020
Professional Fees and Services	1,000	1,000
Consumable Supplies	12,000	12,000
Utilities	2,500	2,500
Travel	12,000	12,000
Rent - Machine and Other	800	800
Other Operating Expense	124,962	124,962
Capital Expenditures	<u>(50,000)</u>	<u>(50,000)</u>
Total, Object-of-Expense Informational Listing	<u>\$ 1,660,955</u>	<u>\$ 1,660,955</u>

Estimated Allocations for Employee Benefits and Debt Service Appropriations Made Elsewhere in this Act:		
<u>Employee Benefits</u>		
Retirement	\$ 87,763	\$ 88,202
Group Insurance	184,177	187,248
Social Security	101,493	102,001
Benefits Replacement	<u>1,501</u>	<u>1,276</u>
Total, Estimated Allocations for Employee Benefits and Debt Service Appropriations Made Elsewhere in this Act	<u>\$ 374,934</u>	<u>\$ 378,727</u>

1. Performance Measure Targets. The following is a listing of the key performance target levels for the Tenth Court of Appeals District, Waco. It is the intent of the Legislature that appropriations made by this Act be utilized in the most efficient and effective manner possible to achieve the intended mission of the Tenth Court of Appeals District, Waco. In order to achieve the objectives and service standards established by this Act, the Tenth Court of Appeals District, Waco shall make every effort to attain the following designated key performance target levels associated with each item of appropriation.

	<u>2020</u>	<u>2021</u>
A. Goal: APPELLATE COURT OPERATIONS		
Outcome (Results/Impact):		
Clearance Rate	100%	100%
Percentage of Cases Under Submission for Less Than One Year	100%	100%
Percentage of Cases Pending for Less Than Two Years	100%	100%

ELEVENTH COURT OF APPEALS DISTRICT, EASTLAND

	For the Years Ending	
	August 31, 2020	August 31, 2021
Method of Financing:		
General Revenue Fund	\$ 1,562,875	\$ 1,562,875
<u>Other Funds</u>		
Judicial Fund No. 573	\$ 92,450	\$ 92,450
Appropriated Receipts	<u>8,000</u>	<u>8,000</u>
Subtotal, Other Funds	\$ 100,450	\$ 100,450
Total, Method of Financing	<u>\$ 1,663,325</u>	<u>\$ 1,663,325</u>

This bill pattern represents an estimated 95.6% of this agency's estimated total available funds for the biennium.

Number of Full-Time-Equivalents (FTE): 18.0 18.0

Schedule of Exempt Positions:

Chief Justice	\$156,500	\$156,500
Justice	(2) 154,000	(2) 154,000

Items of Appropriation:

A. Goal: APPELLATE COURT OPERATIONS

A.1.1. Strategy: APPELLATE COURT OPERATIONS	\$ 1,663,325	\$ 1,663,325
		<u>& UB</u>

Grand Total, ELEVENTH COURT OF APPEALS DISTRICT, EASTLAND

	<u>\$ 1,663,325</u>	<u>\$ 1,663,325</u>
--	---------------------	---------------------

Object-of-Expense Informational Listing:

Salaries and Wages	\$ 1,492,500	\$ 1,492,500
Other Personnel Costs	26,000	26,000
Consumable Supplies	8,000	8,000
Utilities	15,000	15,000
Rent - Building	5,000	5,000
Other Operating Expense	<u>116,825</u>	<u>116,825</u>

Total, Object-of-Expense Informational Listing	<u>\$ 1,663,325</u>	<u>\$ 1,663,325</u>
---	---------------------	---------------------

Estimated Allocations for Employee Benefits and Debt Service Appropriations Made Elsewhere in this Act:

Employee Benefits

Retirement	\$ 74,099	\$ 74,470
Group Insurance	224,139	227,918
Social Security	90,081	90,532
Benefits Replacement	<u>3,238</u>	<u>2,752</u>

Total, Estimated Allocations for Employee Benefits and Debt Service Appropriations Made Elsewhere in this Act

	<u>\$ 391,557</u>	<u>\$ 395,672</u>
--	-------------------	-------------------

1. Performance Measure Targets. The following is a listing of the key performance target levels for the Eleventh Court of Appeals District, Eastland. It is the intent of the Legislature that appropriations made by this Act be utilized in the most efficient and effective manner possible to achieve the intended mission of the Eleventh Court of Appeals District, Eastland. In order to achieve the objectives and service standards established by this Act, the Eleventh Court of Appeals District, Eastland shall make every effort to attain the following designated key performance target levels associated with each item of appropriation.

	<u>2020</u>	<u>2021</u>
A. Goal: APPELLATE COURT OPERATIONS		
Outcome (Results/Impact):		
Clearance Rate	100%	100%
Percentage of Cases Under Submission for Less Than One Year	100%	100%
Percentage of Cases Pending for Less Than Two Years	100%	100%

TWELFTH COURT OF APPEALS DISTRICT, TYLER

	For the Years Ending	
	August 31, 2020	August 31, 2021
Method of Financing:		
General Revenue Fund	\$ 1,560,977	\$ 1,560,976
<u>Other Funds</u>		
Judicial Fund No. 573	\$ 92,450	\$ 92,450
Appropriated Receipts	4,000	4,000
Subtotal, Other Funds	\$ 96,450	\$ 96,450
Total, Method of Financing	\$ 1,657,427	\$ 1,657,426

This bill pattern represents an estimated 95% of this agency's estimated total available funds for the biennium.

Number of Full-Time-Equivalents (FTE): 16.0 16.0

Schedule of Exempt Positions:

Chief Justice	\$156,500	\$156,500
Justice	(2) 154,000	(2) 154,000

Items of Appropriation:

A. Goal: APPELLATE COURT OPERATIONS

A.1.1. Strategy: APPELLATE COURT OPERATIONS	\$ 1,657,427	\$ 1,657,426 & UB
--	--------------	----------------------

**Grand Total, TWELFTH COURT OF APPEALS
DISTRICT, TYLER**

	\$ 1,657,427	\$ 1,657,426
--	--------------	--------------

Object-of-Expense Informational Listing:

Salaries and Wages	\$ 1,581,889	\$ 1,581,888
Other Personnel Costs	22,400	22,400
Consumable Supplies	5,500	5,500
Utilities	5,000	5,000
Travel	2,000	2,000
Rent - Machine and Other	6,000	6,000
Other Operating Expense	34,638	34,638

Total, Object-of-Expense Informational Listing

	\$ 1,657,427	\$ 1,657,426
--	--------------	--------------

Estimated Allocations for Employee Benefits and Debt Service Appropriations Made Elsewhere in this Act:

Employee Benefits

Retirement	\$ 103,402	\$ 103,919
Group Insurance	257,276	262,412
Social Security	110,317	110,869
Benefits Replacement	751	638

Total, Estimated Allocations for Employee Benefits and Debt Service Appropriations Made Elsewhere in this Act

	\$ 471,746	\$ 477,838
--	------------	------------

- 1. Performance Measure Targets.** The following is a listing of the key performance target levels for the Twelfth Court of Appeals District, Tyler. It is the intent of the Legislature that appropriations made by this Act be utilized in the most efficient and effective manner possible to achieve the intended mission of the Twelfth Court of Appeals District, Tyler. In order to achieve the objectives and service standards established by this Act, the Twelfth Court of Appeals District, Tyler shall make every effort to attain the following designated key performance target levels associated with each item of appropriation.

	2020	2021
A. Goal: APPELLATE COURT OPERATIONS		
Outcome (Results/Impact):		
Clearance Rate	100%	100%
Percentage of Cases Under Submission for Less Than One Year	100%	100%
Percentage of Cases Pending for Less Than Two Years	100%	100%

THIRTEENTH COURT OF APPEALS DISTRICT, CORPUS CHRISTI-EDINBURG

	For the Years Ending	
	August 31, 2020	August 31, 2021
Method of Financing:		
General Revenue Fund	\$ 2,816,011	\$ 2,816,012
<u>Other Funds</u>		
Judicial Fund No. 573	\$ 182,900	\$ 182,900
Appropriated Receipts	10,000	10,000
Interagency Contracts	<u>36,000</u>	<u>36,000</u>
Subtotal, Other Funds	\$ 228,900	\$ 228,900
Total, Method of Financing	<u>\$ 3,044,911</u>	<u>\$ 3,044,912</u>

This bill pattern represents an estimated 98.8% of this agency's estimated total available funds for the biennium.

Number of Full-Time-Equivalents (FTE): 32.0 32.0

Schedule of Exempt Positions:

Chief Justice	\$ 156,500	\$ 156,500
Justice	(5) 154,000	(5) 154,000

Items of Appropriation:

A. Goal: APPELLATE COURT OPERATIONS		
A.1.1. Strategy: APPELLATE COURT OPERATIONS	\$ 3,044,911	\$ 3,044,912
		<u>& UB</u>

Grand Total, THIRTEENTH COURT OF APPEALS DISTRICT, CORPUS CHRISTI-EDINBURG	<u>\$ 3,044,911</u>	<u>\$ 3,044,912</u>
---	---------------------	---------------------

Object-of-Expense Informational Listing:

Salaries and Wages	\$ 2,814,911	\$ 2,814,912
Other Personnel Costs	111,200	111,200
Consumable Supplies	14,000	14,000
Travel	15,000	15,000
Rent - Machine and Other	16,000	16,000
Other Operating Expense	<u>73,800</u>	<u>73,800</u>

Total, Object-of-Expense Informational Listing	<u>\$ 3,044,911</u>	<u>\$ 3,044,912</u>
---	---------------------	---------------------

Estimated Allocations for Employee Benefits and Debt Service Appropriations Made Elsewhere in this Act:

<u>Employee Benefits</u>		
Retirement	\$ 160,615	\$ 161,418
Group Insurance	393,213	398,877
Social Security	195,284	196,261
Benefits Replacement	<u>3,002</u>	<u>2,552</u>

Total, Estimated Allocations for Employee Benefits and Debt Service Appropriations Made Elsewhere in this Act	<u>\$ 752,114</u>	<u>\$ 759,108</u>
--	-------------------	-------------------

1. Performance Measure Targets. The following is a listing of the key performance target levels for the Thirteenth Court of Appeals District, Corpus Christi-Edinburg. It is the intent of the Legislature that appropriations made by this Act be utilized in the most efficient and effective manner possible to achieve the intended mission of the Thirteenth Court of Appeals District, Corpus Christi-Edinburg. In order to achieve the objectives and service standards established by this Act, the Thirteenth Court of Appeals District, Corpus Christi-Edinburg shall make every effort to attain the following designated key performance target levels associated with each item of appropriation.

	<u>2020</u>	<u>2021</u>
A. Goal: APPELLATE COURT OPERATIONS		
Outcome (Results/Impact):		
Clearance Rate	100%	100%
Percentage of Cases Under Submission for Less Than One Year	100%	100%
Percentage of Cases Pending for Less Than Two Years	100%	100%

FOURTEENTH COURT OF APPEALS DISTRICT, HOUSTON

	For the Years Ending	
	August 31, 2020	August 31, 2021
Method of Financing:		
General Revenue Fund	\$ 4,386,229	\$ 4,386,229
<u>Other Funds</u>		
Judicial Fund No. 573	\$ 273,350	\$ 273,350
Appropriated Receipts	11,539	11,539
Interagency Contracts	<u>167,004</u>	<u>167,004</u>
Subtotal, Other Funds	<u>\$ 451,893</u>	<u>\$ 451,893</u>
Total, Method of Financing	<u><u>\$ 4,838,122</u></u>	<u><u>\$ 4,838,122</u></u>

This bill pattern represents an estimated 92.2% of this agency's estimated total available funds for the biennium.

Number of Full-Time-Equivalents (FTE): 44.0 44.0

Schedule of Exempt Positions:

Chief Justice	\$156,500	\$156,500
Justice	(8) 154,000	(8) 154,000

Items of Appropriation:

A. Goal: APPELLATE COURT OPERATIONS		
A.1.1. Strategy: APPELLATE COURT OPERATIONS	\$ 4,838,122	\$ 4,838,122
		<u>& UB</u>

Grand Total, FOURTEENTH COURT OF APPEALS DISTRICT, HOUSTON	<u><u>\$ 4,838,122</u></u>	<u><u>\$ 4,838,122</u></u>
---	----------------------------	----------------------------

Object-of-Expense Informational Listing:

Salaries and Wages	\$ 4,368,384	\$ 4,368,384
Other Personnel Costs	210,895	210,895
Professional Fees and Services	1,248	1,248
Consumable Supplies	4,627	4,627
Travel	4,225	4,225
Rent - Building	48,376	48,376
Other Operating Expense	<u>200,367</u>	<u>200,367</u>

Total, Object-of-Expense Informational Listing	<u><u>\$ 4,838,122</u></u>	<u><u>\$ 4,838,122</u></u>
---	----------------------------	----------------------------

Estimated Allocations for Employee Benefits and Debt Service Appropriations Made Elsewhere in this Act:

<u>Employee Benefits</u>		
Retirement	\$ 288,411	\$ 289,853
Group Insurance	580,011	588,310
Social Security	323,695	325,313
Benefits Replacement	<u>3,002</u>	<u>2,552</u>

Total, Estimated Allocations for Employee Benefits and Debt Service Appropriations Made Elsewhere in this Act	<u><u>\$ 1,195,119</u></u>	<u><u>\$ 1,206,028</u></u>
--	----------------------------	----------------------------

1. Performance Measure Targets. The following is a listing of the key performance target levels for the Fourteenth Court of Appeals District, Houston. It is the intent of the Legislature that appropriations made by this Act be utilized in the most efficient and effective manner possible to achieve the intended mission of the Fourteenth Court of Appeals District, Houston. In order to achieve the objectives and service standards established by this Act, the Fourteenth Court of Appeals District, Houston shall make every effort to attain the following designated key performance target levels associated with each item of appropriation.

	<u>2020</u>	<u>2021</u>
A. Goal: APPELLATE COURT OPERATIONS		
Outcome (Results/Impact):		
Clearance Rate	100%	100%
Percentage of Cases Under Submission for Less Than One Year	100%	100%
Percentage of Cases Pending for Less Than Two Years	100%	100%

OFFICE OF COURT ADMINISTRATION, TEXAS JUDICIAL COUNCIL

	For the Years Ending	
	August 31, 2020	August 31, 2021
Method of Financing:		
General Revenue Fund	\$ 32,196,045	\$ 19,372,975
<u>General Revenue Fund - Dedicated</u>		
Fair Defense Account No. 5073	\$ 49,717,856	\$ 44,717,856
Statewide Electronic Filing System Account No 5157	35,761,020	24,768,000
Texas Forensic Science Commission Account No. 5173	<u>120,000</u>	<u>153,000</u>
Subtotal, General Revenue Fund - Dedicated	\$ 85,598,876	\$ 69,638,856
<u>Other Funds</u>		
Interagency Contracts - Criminal Justice Grants	\$ 6,888	\$ 0
Appropriated Receipts	89,986	89,986
Interagency Contracts	<u>5,874,123</u>	<u>5,863,398</u>
Subtotal, Other Funds	\$ 5,970,997	\$ 5,953,384
Total, Method of Financing	<u>\$ 123,765,918</u>	<u>\$ 94,965,215</u>
Other Direct and Indirect Costs Appropriated Elsewhere in this Act	\$ 167,778	\$ 169,285
This bill pattern represents an estimated 100% of this agency's estimated total available funds for the biennium.		
Number of Full-Time-Equivalents (FTE):	285.6	285.6
Schedule of Exempt Positions:		
Administrative Director, Group 5	\$196,800	\$196,800
Items of Appropriation:		
A. Goal: PROCESSES AND INFORMATION		
Improve Processes and Report Information.		
A.1.1. Strategy: COURT ADMINISTRATION	\$ 6,026,555	\$ 6,000,520 & UB
A.1.2. Strategy: INFORMATION TECHNOLOGY	52,059,605	28,665,198 & UB
A.1.3. Strategy: TEXAS FORENSIC SCIENCE COMMISSION	722,100	716,900 & UB
Total, Goal A: PROCESSES AND INFORMATION	\$ 58,808,260	\$ 35,382,618
B. Goal: ADMINISTER CHILDREN'S COURTS		
Complete Children's Court Program Cases.		
B.1.1. Strategy: CHILD SUPPORT COURTS PROGRAM	\$ 8,280,218	\$ 7,973,778 & UB
B.1.2. Strategy: CHILD PROTECTION COURTS PROGRAM	6,348,155	6,279,534 & UB
Total, Goal B: ADMINISTER CHILDREN'S COURTS	\$ 14,628,373	\$ 14,253,312
C. Goal: CERTIFICATION AND COMPLIANCE		
C.1.1. Strategy: JUDICIAL BRANCH CERTIFICATION COMM	\$ 611,429	\$ 611,429 & UB
Judicial Branch Certification Commission.		
D. Goal: INDIGENT DEFENSE		
Improve Indigent Defense Practices and Procedures.		
D.1.1. Strategy: TX INDIGENT DEFENSE COMM	\$ 49,717,856	\$ 44,717,856 & UB
Improve Indigent Defense Practices and Procedures.		
Grand Total, OFFICE OF COURT ADMINISTRATION, TEXAS JUDICIAL COUNCIL	<u>\$ 123,765,918</u>	<u>\$ 94,965,215</u>

OFFICE OF COURT ADMINISTRATION, TEXAS JUDICIAL COUNCIL
(Continued)

Object-of-Expense Informational Listing:

Salaries and Wages	\$ 21,459,766	\$ 21,434,494
Other Personnel Costs	904,549	540,650
Professional Fees and Services	27,397,134	96,434
Consumable Supplies	109,815	109,815
Utilities	106,790	98,090
Travel	1,007,062	1,003,062
Rent - Building	91,815	91,815
Rent - Machine and Other	31,510	31,510
Other Operating Expense	24,774,609	28,676,477
Grants	<u>47,882,868</u>	<u>42,882,868</u>
Total, Object-of-Expense Informational Listing	<u>\$ 123,765,918</u>	<u>\$ 94,965,215</u>

Estimated Allocations for Employee Benefits and Debt Service Appropriations Made Elsewhere in this Act:

Employee Benefits

Retirement	\$ 1,562,383	\$ 1,570,195
Group Insurance	2,594,039	2,624,351
Social Security	1,290,813	1,297,267
Benefits Replacement	<u>28,596</u>	<u>24,307</u>

Total, Estimated Allocations for Employee Benefits and Debt Service Appropriations Made Elsewhere in this Act

\$ 5,475,831 \$ 5,516,120

1. Performance Measure Targets. The following is a listing of the key performance target levels for the Office of Court Administration, Texas Judicial Council. It is the intent of the Legislature that appropriations made by this Act be utilized in the most efficient and effective manner possible to achieve the intended mission of the Office of Court Administration, Texas Judicial Council. In order to achieve the objectives and service standards established by this Act, the Office of Court Administration, Texas Judicial Council shall make every effort to attain the following designated key performance target levels associated with each item of appropriation.

	<u>2020</u>	<u>2021</u>
A. Goal: PROCESSES AND INFORMATION		
A.1.1. Strategy: COURT ADMINISTRATION		
Output (Volume):		
Number of New Monthly Court Activity Reports Processed	119,000	119,000
B. Goal: ADMINISTER CHILDREN'S COURTS		
Outcome (Results/Impact):		
Child Support Courts Case Disposition Rate	100%	100%
B.1.2. Strategy: CHILD PROTECTION COURTS PROGRAM		
Output (Volume):		
Number of Children Who Have Received a Final Order	15,400	15,400
C. Goal: CERTIFICATION AND COMPLIANCE		
Outcome (Results/Impact):		
Percentage of Licensees with No Recent Violations	99.65%	99.65%
C.1.1. Strategy: JUDICIAL BRANCH CERTIFICATION COMM		
Output (Volume):		
Number of New Licenses Issued	769	769
Number of Licenses Renewed	4,260	2,848
D. Goal: INDIGENT DEFENSE		
D.1.1. Strategy: TX INDIGENT DEFENSE COMM		
Output (Volume):		
Number of Site Visits, Trainings, and Reports Issued	100	100
Percentage of Counties Receiving State Funds for Indigent Defense	98%	98%

2. Capital Budget. None of the funds appropriated above may be expended for capital budget items except as listed below. The amounts shown below shall be expended only for the purposes shown and are not available for expenditure for other purposes. Amounts appropriated above and identified in this provision as appropriations either for "Lease Payments to the Master Lease Purchase Program" or for items with an "(MLPP)" notation shall be expended only for the purpose of making lease-purchase payments to the Texas Public Finance Authority pursuant to the provisions of Government Code §1232.103.

OFFICE OF COURT ADMINISTRATION, TEXAS JUDICIAL COUNCIL
(Continued)

	2020	2021
a. Acquisition of Information Resource Technologies		
(1) Acquisition of Computer Hardware and Software	\$ 463,750	\$ 461,250
(2) Uniform Case Management System	27,479,580	2,171,580
 Total, Acquisition of Information Resource Technologies	 \$ 27,943,330	 \$ 2,632,830
 Total, Capital Budget	 \$ 27,943,330	 \$ 2,632,830
 Method of Financing (Capital Budget):		
General Revenue Fund	\$ 12,293,134	\$ 461,250
GR Dedicated - Statewide Electronic Filing System Account No 5157	\$ 15,650,196	\$ 2,171,580
 Total, Method of Financing	 \$ 27,943,330	 \$ 2,632,830

3. Information Services and Technology Equipment. Out of funds appropriated above in Strategy A.1.2, Information Technology, the Office of Court Administration shall provide:

- a. information services for the Trial Courts; and
- b. staff and information technology equipment and services for the Judicial Committee on Information Technology, the appellate courts, Judicial Branch Certification Commission, State Law Library, Office of the State Prosecuting Attorney, State Commission on Judicial Conduct, and the Office of Capital and Forensic Writs.

4. District Court Performance Measures. Out of funds appropriated above, the Office of Court Administration shall report data for the district courts on a countywide basis. The data shall measure countywide clearance rates for criminal, civil, and juvenile cases and measure the age of cases disposed and the backlog index for criminal and civil cases. Further, the Office of Court Administration shall revise its reporting system for the trial courts as necessary to simplify reporting, improve data collection and compliance, and streamline its annual report of the Texas judicial system.

5. Appellate Court Performance Data. Out of funds appropriated above, the Office of Court Administration shall continue to study whether the statistical data currently reported for appellate court performance measures is presented in a clear, understandable format and determine what, if any, additional data should be collected. Performance measures for the appellate courts shall be used for caseload management by each court in accordance with uniform data reporting standards approved by the courts of appeals.

6. Interagency Contract for Assigned Judges for Child Protection Courts. Out of funds appropriated above in Strategy B.1.2, Child Protection Courts Program, the Office of Court Administration may enter into a contract with the Office of the Comptroller for fiscal years 2020 and 2021, for the purpose of reimbursing the Comptroller for amounts expended for judges assigned under Chapter 74, Government Code to hear cases of the Child Protection Courts established pursuant to Subchapter C, Chapter 201, Family Code. Any amounts reimbursed under this contract for judges assigned to the Child Protection Courts are in addition to amounts appropriated for the use of assigned judges in Strategy A.1.2, Visiting Judges - Regions in the Judiciary Section, Comptroller's Department.

7. Texas Indigent Defense Commission (TIDC).

- a. Amounts appropriated above from the General Revenue-Dedicated Fair Defense Account No. 5073 in Strategy D.1.1, Texas Indigent Defense Commission, include court costs pursuant to Code of Criminal Procedure, Art. 102.0045, Fee for Jury Reimbursement to Counties (estimated to be \$6,100,000 in fiscal year 2020 and \$6,100,000 in fiscal year 2021).
- b. Also, out of the amounts appropriated above in Strategy D.1.1, TIDC shall make grants to counties from the General Revenue-Dedicated Fair Defense Account No. 5073 in accordance with all uses authorized by Government Code, Chapter 79, with funds being disbursed by the Comptroller. Of this amount, \$2,566,528 in fiscal year 2020 and \$2,474,370 in fiscal year 2021 shall be distributed to counties that implement cost containment

OFFICE OF COURT ADMINISTRATION, TEXAS JUDICIAL COUNCIL
(Continued)

initiatives designed to limit local indigent defense cost increases. No portion of the appropriation governed by this subsection shall be used to offset the Office of Court Administration's administrative support provided to the TIDC except by mutual agreement of the TIDC and the Office of Court Administration.

TIDC shall submit a report to the Legislature no later than December 1, 2020, detailing the effectiveness of various cost containment measures implemented by counties and proposing additional measures to reduce county operating costs with respect to indigent defense.

- 8. Performance Reporting for the Collection Improvement Program.** Out of amounts appropriated above in strategy A.1.1, Court Administration, the Office of Court Administration shall report the following information for the Collection Improvement program established in Article 103.0033, Code of Criminal Procedure, to the Legislative Budget Board and the Governor on September 1st of each year: (1) the number of mandatory programs in operation; (2) the number of mandatory programs not in compliance; (3) the number of voluntary programs in operation; (4) the number of new voluntary programs in operation; and (5) information on program revenue that indicates the impact of the collections program on revenue collections in participating programs.
- 9. Appropriations Limited to Revenue Collections.** Fees, fines and other miscellaneous revenues as authorized and generated by the operation of the Judicial Branch Certification Commission pursuant to Government Code, Chapter 33 shall cover, at a minimum, the cost of the appropriations made above in Strategy C.1.1, Judicial Branch Certification Commission, as well as the amount identified above in the informational item "Other Direct and Indirect Costs Appropriated Elsewhere in this Act". "Other direct and indirect costs" for the Judicial Branch Certification Commission are estimated to be \$167,778 in fiscal year 2020 and \$169,285 in fiscal year 2021.

In the event that actual and/or projected revenue collections are insufficient to offset the costs identified by this provision, the Legislative Budget Board may direct that the Comptroller of Public Accounts reduce the appropriation authority provided above to be within the amount of revenue expected to be available.
- 10. Innocence Projects.** Out of amounts appropriated above in Strategy D.1.1, Texas Indigent Defense Commission, \$600,000 in each year of the biennium from the General Revenue-Dedicated Fair Defense Account No. 5073 shall be used by the Commission to contract with law schools at the University of Houston, the University of Texas, Texas Tech University, Texas Southern University, University of North Texas and Texas A&M University to support innocence project screening, investigation, and litigation activities regarding claims of actual innocence in non-capital cases in Texas and associated expenses necessary to conduct those activities. Funding shall be used to provide direct assistance to investigate actual innocence cases post-conviction and to pursue relief for defendants with credible claims of actual innocence, and shall not be used for legal clinic expenses, teaching, and student supervision. The amount of each contract with each university shall be \$100,000. Any unobligated and unexpended balances remaining from the \$600,000 in funds designated for innocence projects as of August 31, 2020 are appropriated to Strategy D.1.1, Texas Indigent Defense Commission, for the same purpose for the fiscal year beginning September 1, 2020.
- 11. Children's Justice Grants to States.** Out of funds appropriated above, the Office of Court Administration shall collaborate with the Texas Center for the Judiciary, the grant administrator designated by the Governor for the Children's Justice Grant to States (CFDA 93.643), in filing a report with the Legislative Budget Board and the Governor within 90 days following August 31st of each fiscal year showing disbursements, the purpose of each disbursement, and compliance with grant conditions.
- 12. Mileage Reimbursement for Children's Courts Staff.** Children's court staff who travel regularly to hear case dockets may be reimbursed for mileage at the state-approved rate when they travel for official state business in a personal vehicle. These staff are also exempt from the requirement to complete a comparison worksheet showing that mileage reimbursement for travel in a personal vehicle is more cost-effective than the use of a rental car.
- 13. Lump Sum Annual Leave Payout.** Amounts appropriated above from the General Revenue Fund include \$236,818 in Strategy B.1.1, Child Support Courts Program, and \$63,182 in Strategy B.1.2, Child Protection Courts Program, that may only be used during the biennium to pay for

OFFICE OF COURT ADMINISTRATION, TEXAS JUDICIAL COUNCIL
(Continued)

retirement payouts due at the time of agency employees' retirement. Any part of the appropriation made for retirement payouts due at the time of agency employees' retirement that are not necessary for that purpose shall be lapsed by the agency at the end of the biennium.

- 14. Additional Child Protection Courts.** Amounts appropriated above from the General Revenue Fund in Strategy A.1.2, Information Technology, include \$35,550 in fiscal year 2020 and \$4,050 in fiscal year 2021 and \$1,836,625 in fiscal year 2020 and \$1,830,888 in fiscal year 2021 in Strategy B.1.2, Child Protection Courts Program, which may only be used for the purposes of establishing nine new child protection courts and to provide support and assistance to child protection courts.
- 15. Guardianship Compliance Project.** Amounts appropriated above from the General Revenue Fund include \$2,408,067 in fiscal year 2020 and \$2,402,667 in fiscal year 2021 in Strategy A.1.1, Court Administration, \$106,200 in fiscal year 2020 and \$37,600 in fiscal year 2021 in Strategy A.1.2, Information Technology, and 28.0 FTEs each fiscal year for the Guardianship Compliance Project.
- 16. Forensic Science Commission Operating Account.** Amounts appropriated above in Strategy A.1.3, Texas Forensic Science Commission, include an estimated \$120,000 in fiscal year 2020 and \$153,000 in fiscal year 2021 in General Revenue-Dedicated Forensic Science Commission Operating Account No. 5173. In addition, all balances and revenues deposited into the General Revenue-Dedicated Forensic Science Commission Operating Account No. 5173 are appropriated to the Office of Court Administration in Strategy A.1.3, Texas Forensic Science Commission, each year for the administration and operation of the Forensic Science Commission.
- 17. Statewide eFiling System Account Estimated Appropriation.**
 - (a) Amounts appropriated above in Strategy A.1.2, Information Technology, include \$35,761,020 in fiscal year 2020 and \$24,768,000 in fiscal year 2021 in General Revenue-Dedicated Statewide Electronic Filing System Account No. 5157 funding. In addition to the amounts appropriated above, all balances and amounts deposited into the General Revenue-Dedicated Statewide Electronic Filing System Account No. 5157 (estimated to be \$0 in each fiscal year) are appropriated to the Office of Court Administration in Strategy A.1.2, Information Technology.
 - (b) Except for the amounts appropriated from the General Revenue-Dedicated Statewide Electronic Filing System Account No. 5157 as identified in Rider 22, Uniform Case Management System, and in Rider 23, Contingency for Senate Bill 325, elsewhere in the Office of Court Administration's bill pattern, the Office of Court Administration shall prioritize expenditures from the General Revenue-Dedicated Statewide Electronic Filing System Account No. 5157 for vendor contract payments to support the operation and maintenance of the statewide electronic filing system.
 - (c) Contingent upon Senate Bill 325 not being enacted, the funding identified in Rider 23, Contingency for Senate Bill 325, shall be used for vendor contract payments to support the operation and maintenance of the statewide electronic filing system.
- 18. Indigent Defense with Mental Illness.** Out of the amounts appropriated above in Strategy D.1.1, Texas Indigent Defense Commission, \$2,500,000 in General Revenue-Dedicated Fair Defense Account No. 5073 each fiscal year shall be used to provide funding to existing public defender offices for a pilot project for the early identification and specialized representation of indigent defendants with a mental illness. The Commission shall use the funds to provide grants to public defender offices to expand the capacity of existing mental health defender programs and to establish mental health defender programs in public defender offices currently without these programs. The Commission shall provide grants to public defender offices on a continuing basis to sustain effective mental health defender programs.
- 19. Fair Defense Account 5073 Appropriation.** Out of amounts appropriated above in Strategy D.1.1, Texas Indigent Defense Commission, \$5,000,000 in General Revenue-Dedicated Fair Defense Account No. 5073 is appropriated in fiscal year 2020 for the purpose of providing grants to counties for indigent defense.
- 20. Contingency for Behavioral Health Funds.** Notwithstanding appropriation authority granted above, the Comptroller of Public Accounts shall not allow the expenditure of General Revenue-Related behavioral health funds for the Office of Court Administration in Strategy D.1.1, Texas

OFFICE OF COURT ADMINISTRATION, TEXAS JUDICIAL COUNCIL
(Continued)

Indigent Defense Commission, in fiscal year 2020 or fiscal year 2021, as identified in Art. IX, §10.04, Statewide Behavioral Health Strategic Plan and Coordinated Expenditures, if the Legislative Budget Board provides notification to the Comptroller of Public Accounts that the agency's planned expenditure of those funds in fiscal year 2020 or fiscal year 2021 does not satisfy the requirements of Art. IX, §10.04, Statewide Behavioral Health Strategic Plan and Coordinated Expenditures.

21. Uniform Case Management System. It is the intent of the legislature that:

- (a) the amounts appropriated above to the Office of Court Administration in Strategy A.1.2, Information Technology, for a Uniform Case Management System described by Rider 2 following the appropriations to the office be expended through a competitive procurement process in accordance with general law and that at least two software management systems meet qualifications for evaluation;
- (b) to the extent authorized by general law, the system:
 - (1) collects county judicial data, including mental health adjudications and domestic violence protective orders;
 - (2) provides timely and accurate reporting of judicial data to the office and the national criminal history record information and mental health record repositories;
 - (3) easily integrates with existing state and countywide systems to allow frequent sharing of information between systems; and
 - (4) includes adequate reporting standards to ensure the accurate reporting of information through the system.

22. Uniform Case Management System Funding. Amounts appropriated above is Strategy A.1.2, Information Technology, include \$11,829,384 from the General Revenue Fund in fiscal year 2020 and \$15,650,196 in fiscal year 2020 and \$2,171,580 in fiscal year 2021 from the General Revenue-Dedicated Statewide Electronic Filing System Account No. 5157, and 2.0 FTEs each fiscal year for the creation of a uniform case management system.

23. Contingency for Senate Bill 325. Contingent on enactment of Senate Bill 325, or similar legislation relating to protective orders by the Eighty-sixth Legislature, Regular Session, the Office of Court Administration (OCA) shall use \$350,000 out of General Revenue-Dedicated Statewide Electronic Filing System Account No. 5157 from amounts appropriated in Strategy A.1.2, Information Technology, in the bill pattern of the OCA in fiscal year 2020 to establish and maintain a central, computerized, and Internet-based registry for protective orders.

OFFICE OF CAPITAL AND FORENSIC WRITS

	For the Years Ending	
	August 31, 2020	August 31, 2021
Method of Financing:		
GR Dedicated - Fair Defense Account No. 5073	\$ 1,851,889	\$ 1,858,802
Total, Method of Financing	\$ 1,851,889	\$ 1,858,802
 This bill pattern represents an estimated 100% of this agency's estimated total available funds for the biennium.		
Number of Full-Time-Equivalents (FTE):	20.5	20.5
Schedule of Exempt Positions:		
Executive Director, Group 4	\$148,510	\$148,510

OFFICE OF CAPITAL AND FORENSIC WRITS
(Continued)

Items of Appropriation:

A. Goal: POST-CONVICTION REPRESENTATION

A.1.1. Strategy: POST-CONVICTION REPRESENTATION	\$ 1,851,889	\$ 1,858,802
		<u>& UB</u>

Grand Total, OFFICE OF CAPITAL AND FORENSIC WRITS	<u>\$ 1,851,889</u>	<u>\$ 1,858,802</u>
--	---------------------	---------------------

Object-of-Expense Informational Listing:

Salaries and Wages	\$ 1,263,441	\$ 1,270,351
Other Personnel Costs	13,557	13,560
Professional Fees and Services	96,066	96,066
Consumable Supplies	10,000	10,000
Utilities	6,000	6,000
Travel	106,250	106,250
Rent - Building	3,800	3,800
Rent - Machine and Other	8,000	8,000
Other Operating Expense	<u>344,775</u>	<u>344,775</u>

Total, Object-of-Expense Informational Listing	<u>\$ 1,851,889</u>	<u>\$ 1,858,802</u>
---	---------------------	---------------------

Estimated Allocations for Employee Benefits and Debt Service Appropriations Made Elsewhere in this Act:

Employee Benefits

Retirement	\$ 100,412	\$ 100,914
Group Insurance	114,647	114,647
Social Security	<u>79,842</u>	<u>80,242</u>

Total, Estimated Allocations for Employee Benefits and Debt Service Appropriations Made Elsewhere in this Act	<u>\$ 294,901</u>	<u>\$ 295,803</u>
--	-------------------	-------------------

1. Performance Measure Targets. The following is a listing of the key performance target levels for the Office of Capital and Forensic Writs. It is the intent of the Legislature that appropriations made by this Act be utilized in the most efficient and effective manner possible to achieve the intended mission of the Office of Capital and Forensic Writs. In order to achieve the objectives and service standards established by this Act, the Office of Capital and Forensic Writs shall make every effort to attain the following designated key performance target levels associated with each item of appropriation.

	<u>2020</u>	<u>2021</u>
A. Goal: POST-CONVICTION REPRESENTATION		
Outcome (Results/Impact):		
Number of Writ Applications for Which Hearings are Granted by the Trial Court	18	18
Percentage of Writs Filed on a Timely Basis	100%	100%
A.1.1. Strategy: POST-CONVICTION REPRESENTATION		
Output (Volume):		
The Number of Writ Applications Filed	9	9
The Number of New Cases Accepted	7	7
Number of New Non-capital Cases Accepted	6	9

2. Noncapital Inmate Representation. Out of amounts appropriated above in General Revenue-Dedicated Fair Defense Account No. 5073 in Strategy A.1.1, Post-Conviction Representation, \$250,000 in fiscal year 2020 and 2.0 FTEs and \$247,875 in fiscal year 2021 and 2.0 FTEs shall be used for the purpose of providing representation for noncapital inmates in cases where questionable science contributed to the conviction.

OFFICE OF THE STATE PROSECUTING ATTORNEY

	For the Years Ending	
	<u>August 31, 2020</u>	<u>August 31, 2021</u>
Method of Financing:		
General Revenue Fund	\$ 430,000	\$ 430,000
<u>Other Funds</u>		
Appropriated Receipts	\$ 2,000	\$ 2,000

OFFICE OF THE STATE PROSECUTING ATTORNEY
(Continued)

Interagency Contracts	22,500	22,500
Subtotal, Other Funds	\$ 24,500	\$ 24,500
Total, Method of Financing	\$ 454,500	\$ 454,500

This bill pattern represents an estimated 100% of this agency's estimated total available funds for the biennium.

Number of Full-Time-Equivalents (FTE):	4.0	4.0
Schedule of Exempt Positions:		
State Prosecuting Attorney	\$143,500	\$143,500

Items of Appropriation:

A. Goal: REPRESENTATION BEFORE CCA

Representation of the State before the Court of Criminal Appeals.

A.1.1. Strategy: REPRESENTATION BEFORE CCA	\$ 454,500	\$ 454,500
Representation of the State before the Court of Criminal Appeals.		& UB

Grand Total, OFFICE OF THE STATE PROSECUTING ATTORNEY

	\$ 454,500	\$ 454,500
--	------------	------------

Object-of-Expense Informational Listing:

Salaries and Wages	\$ 408,006	\$ 408,006
Other Personnel Costs	2,600	2,600
Consumable Supplies	809	809
Utilities	50	50
Travel	4,300	4,300
Rent - Machine and Other	1,090	1,090
Other Operating Expense	37,645	37,645

Total, Object-of-Expense Informational Listing	\$ 454,500	\$ 454,500
---	-------------------	-------------------

Estimated Allocations for Employee Benefits and Debt Service Appropriations Made Elsewhere in this Act:

Employee Benefits

Retirement	\$ 37,051	\$ 37,236
Group Insurance	88,347	90,624
Social Security	27,938	28,078

Total, Estimated Allocations for Employee Benefits and Debt Service Appropriations Made Elsewhere in this Act

	\$ 153,336	\$ 155,938
--	------------	------------

1. Performance Measure Targets. The following is a listing of the key performance target levels for the Office of the State Prosecuting Attorney. It is the intent of the Legislature that appropriations made by this Act be utilized in the most efficient and effective manner possible to achieve the intended mission of the Office of the State Prosecuting Attorney. In order to achieve the objectives and service standards established by this Act, the Office of the State Prosecuting Attorney shall make every effort to attain the following designated key performance target levels associated with each item of appropriation.

	2020	2021
A. Goal: REPRESENTATION BEFORE CCA		
Outcome (Results/Impact):		
Petitions for Discretionary Review Granted by the Court of Criminal Appeals	17	17
A.1.1. Strategy: REPRESENTATION BEFORE CCA		
Output (Volume):		
Number of Briefs Filed in the Court of Criminal Appeals, Supreme Court of Texas, and Courts of Appeals by the Office of the State Prosecuting Attorney	20	20

STATE LAW LIBRARY

	For the Years Ending	
	August 31, 2020	August 31, 2021
Method of Financing:		
General Revenue Fund	\$ 1,105,595	\$ 1,119,094
Appropriated Receipts	\$ 7,975	\$ 7,975
Total, Method of Financing	<u>\$ 1,113,570</u>	<u>\$ 1,127,069</u>

This bill pattern represents an estimated 100% of this agency's estimated total available funds for the biennium.

Number of Full-Time-Equivalents (FTE): 12.0 12.0

Schedule of Exempt Positions:
Director, Group 2 \$113,298 \$113,298

Items of Appropriation:		
A. Goal: ADMINISTRATION AND OPERATIONS		
A.1.1. Strategy: ADMINISTRATION AND OPERATIONS	\$ 1,113,570	\$ 1,127,069
Grand Total, STATE LAW LIBRARY	<u>\$ 1,113,570</u>	<u>\$ 1,127,069</u>

Object-of-Expense Informational Listing:		
Salaries and Wages	\$ 679,761	\$ 693,261
Other Personnel Costs	12,000	12,000
Professional Fees and Services	5,600	5,600
Consumable Supplies	3,500	3,500
Travel	5,600	5,600
Rent - Building	240	240
Rent - Machine and Other	3,400	3,400
Other Operating Expense	387,628	387,152
Capital Expenditures	<u>15,841</u>	<u>16,316</u>
Total, Object-of-Expense Informational Listing	<u>\$ 1,113,570</u>	<u>\$ 1,127,069</u>

Estimated Allocations for Employee Benefits and Debt Service Appropriations Made Elsewhere in this Act:		
<u>Employee Benefits</u>		
Retirement	\$ 49,884	\$ 50,134
Group Insurance	105,411	106,734
Social Security	44,562	44,785
Benefits Replacement	<u>751</u>	<u>638</u>
Total, Estimated Allocations for Employee Benefits and Debt Service Appropriations Made Elsewhere in this Act	<u>\$ 200,608</u>	<u>\$ 202,291</u>

- 1. Performance Measure Targets.** The following is a listing of the key performance target levels for the State Law Library. It is the intent of the Legislature that appropriations made by this Act be utilized in the most efficient and effective manner possible to achieve the intended mission of the State Law Library. In order to achieve the objectives and service standards established by this Act, the State Law Library shall make every effort to attain the following designated key performance target levels associated with each item of appropriation.

	<u>2020</u>	<u>2021</u>
A. Goal: ADMINISTRATION AND OPERATIONS		
Outcome (Results/Impact):		
Percentage of Positive Evaluations of Library Service by Library Users	95%	95%

- 2. Appropriation of Receipts: Fees and Service Charges.** Out of funds appropriated above to the State Law Library from Appropriated Receipts in Strategy A.1.1, Administration and Operations, \$7,975 each fiscal year is from collected fees and service charges authorized pursuant to Government Code §91.011. All receipts collected as fees and service charges in excess of the amounts appropriated above are appropriated to the State Law Library for the biennium beginning September 1, 2019.

STATE LAW LIBRARY
(Continued)

3. **Fee Schedule, Duplication Services.** The State Law Library shall set a fee schedule for duplication services to the inmates of the Texas Department of Criminal Justice at the same amount per page as charged to the general public.
4. **Unexpended Balances.** Any unexpended and unobligated balances remaining in Strategy A.1.1, Administration and Operations, as of August 31, 2020, are appropriated in fiscal year 2021 to the State Law Library for the purpose of acquiring legal reference materials and paying subscription fees.

STATE COMMISSION ON JUDICIAL CONDUCT

	For the Years Ending	
	August 31, 2020	August 31, 2021
Method of Financing:		
General Revenue Fund	\$ 1,250,126	\$ 1,259,251
Total, Method of Financing	\$ 1,250,126	\$ 1,259,251
 This bill pattern represents an estimated 100% of this agency's estimated total available funds for the biennium.		
Number of Full-Time-Equivalents (FTE):	14.0	14.0
Schedule of Exempt Positions:		
Executive Director, Group 4	\$135,149	\$135,149
Items of Appropriation:		
A. Goal: ADMINISTRATION AND ENFORCEMENT		
A.1.1. Strategy: ADMINISTRATION AND ENFORCEMENT	\$ 1,250,126	\$ 1,259,251
		& UB
 Grand Total, STATE COMMISSION ON JUDICIAL CONDUCT	\$ 1,250,126	\$ 1,259,251
 Object-of-Expense Informational Listing:		
Salaries and Wages	\$ 1,042,860	\$ 1,051,985
Other Personnel Costs	24,931	24,931
Professional Fees and Services	3,900	3,900
Consumable Supplies	5,500	5,500
Utilities	1,200	1,200
Travel	80,000	80,000
Rent - Building	2,600	2,600
Rent - Machine and Other	2,600	2,600
Other Operating Expense	86,535	86,535
Total, Object-of-Expense Informational Listing	\$ 1,250,126	\$ 1,259,251
 Estimated Allocations for Employee Benefits and Debt Service Appropriations Made Elsewhere in this Act:		
<u>Employee Benefits</u>		
Retirement	\$ 87,416	\$ 87,853
Group Insurance	187,376	191,401
Social Security	73,507	73,874
Total, Estimated Allocations for Employee Benefits and Debt Service Appropriations Made Elsewhere in this Act	\$ 348,299	\$ 353,128

1. **Performance Measure Targets.** The following is a listing of the key performance target levels for the State Commission on Judicial Conduct. It is the intent of the Legislature that appropriations made by this Act be utilized in the most efficient and effective manner possible to achieve the intended mission of the State Commission on Judicial Conduct. In order to achieve the objectives and service standards established by this Act, the State Commission on Judicial Conduct shall make every effort to attain the following designated key performance target levels associated with each item of appropriation.

STATE COMMISSION ON JUDICIAL CONDUCT
(Continued)

	2020	2021
A. Goal: ADMINISTRATION AND ENFORCEMENT		
Outcome (Results/Impact):		
Percentage of Cases Disposed	95%	95%

JUDICIARY SECTION, COMPTROLLER'S DEPARTMENT

	For the Years Ending	
	August 31, 2020	August 31, 2021
Method of Financing:		
General Revenue Fund	\$ 101,358,748	\$ 101,296,749
<u>Other Funds</u>		
Assistant Prosecutor Supplement Fund No. 303	\$ 4,009,000	\$ 4,009,000
Interagency Contracts - Criminal Justice Grants	1,519,923	1,520,542
Judicial Fund No. 573	51,088,603	51,088,603
Interagency Contracts	207,000	207,000
Subtotal, Other Funds	\$ 56,824,526	\$ 56,825,145
Total, Method of Financing	\$ 158,183,274	\$ 158,121,894

This bill pattern represents an estimated 100% of this agency's estimated total available funds for the biennium.

Number of Full-Time-Equivalents (FTE):	634.0	634.0
---	-------	-------

Schedule of Exempt Positions:		
District Judges and Criminal District Judges (Strategy A.1.1.)	(472) \$140,000	(472) \$140,000
District Attorneys, Criminal District Attorneys and County Attorneys (Strategies B.1.1. and B.1.3.)	(5) 112,000	(5) 112,000
District Attorneys, Criminal District Attorneys and County Attorneys (B.1.2.)	(157) 140,000	(157) 140,000

Items of Appropriation:

A. Goal: JUDICIAL SALARIES AND PAYMENTS		
A.1.1. Strategy: DISTRICT JUDGES District Judge Salaries. Estimated.	\$ 67,557,263	\$ 67,557,261
A.1.2. Strategy: VISITING JUDGES - REGIONS Per Gov. Code 74.061(c)(d)(h)(i); 24.006(f); and 32.302.	5,288,853	5,288,853
A.1.3. Strategy: VISITING JUDGES - APPELLATE Per Gov. Code 74.061(c)(d).	364,479	364,479
A.1.4. Strategy: LOCAL ADMIN. JUDGE SUPPLEMENT Per Gov. Code 659.012(d). Estimated.	80,745	80,745
A.1.5. Strategy: DISTRICT JUDGES: TRAVEL Per Gov. Code 24.019.	338,200	338,200
A.1.6. Strategy: JUDICIAL SALARY PER DIEM Per Gov. Code 74.003(c), 74.061 & Assigned District Judges.	183,156	183,156
A.1.7. Strategy: MDL SALARY AND BENEFITS Per Gov. Code 659.0125. Estimated.	174,660	174,660
Total, Goal A: JUDICIAL SALARIES AND PAYMENTS	\$ 73,987,356	\$ 73,987,354
B. Goal: PROSECUTOR SALARIES AND PAYMENTS		
B.1.1. Strategy: DISTRICT ATTORNEYS: SALARIES Per Gov. Code 41.013. Estimated.	\$ 741,727	\$ 741,727
B.1.2. Strategy: PROFESSIONAL PROSECUTORS: SALARIES Per Gov. Code 46.002; 46.003; and 46.005. Estimated.	21,797,968	21,797,969
B.1.3. Strategy: FELONY PROSECUTORS: SALARIES Per Gov. Code 44.220; 45.175; and 45.280. Estimated.	340,535	340,535

JUDICIARY SECTION, COMPTROLLER'S DEPARTMENT
(Continued)

B.1.4. Strategy: PROSECUTORS: SUBCHAPTER C Per Gov. Code 43.180 (Harris) and 41.201(1).	136,023	136,023
B.1.5. Strategy: FELONY PROSECUTORS: TRAVEL Per Gov. Code 43.004.	178,500	178,500
B.1.6. Strategy: FELONY PROSECUTORS: EXPENSES Felony Prosecutors: Reimbursements for Expenses of Office.	4,166,083	4,166,083
 Total, Goal B: PROSECUTOR SALARIES AND PAYMENTS	 \$ 27,360,836	 \$ 27,360,837
 C. Goal: CO.-LEVEL JUDGES SALARY SUPPLEMENTS County-Level Judges Salary Supplement Programs.		
C.1.1. Strategy: CONSTITUTIONAL CO. JUDGE SUPPLEMENT Salary Supplement per Gov. Code 26.006. Estimated.	\$ 5,627,797	\$ 5,627,797
C.1.2. Strategy: STATUTORY CO. JUDGE 573 SUPPLEMENT Per Gov. Code 25.0015 from Receipts per Gov. Code 51.702(d). Estimated.	20,687,245	20,687,245
C.1.3. Strategy: STATUTORY PROBATE JUDGE SUPPLEMENT Per Gov. Code 25.00211 from Receipts per Gov Code 51.704(c). Estimated.	1,369,786	1,369,786
C.1.4. Strategy: 1ST MULTICOUNTY COURT AT LAW Per Gov. Code 25.2702(g) from Receipts per Gov. Code 51.702.	153,000	153,000
 Total, Goal C: CO.-LEVEL JUDGES SALARY SUPPLEMENTS	 \$ 27,837,828	 \$ 27,837,828
 D. Goal: SPECIAL PROGRAMS		
D.1.1. Strategy: ASST. PROSECUTOR LONGEVITY PAY Per Gov. Code 41.255(d). Estimated.	\$ 4,637,623	\$ 4,727,623
D.1.2. Strategy: COUNTY ATTORNEY SUPPLEMENT Per Gov. Code 46.0031.	6,033,334	6,033,335
D.1.3. Strategy: WITNESS EXPENSES Per Code of Criminal Procedure 24.28 and 35.27 Estimated.	1,401,250	1,401,250
D.1.4. Strategy: SPECIAL PROSECUTION UNIT, WALKER CO Special Prosecution Unit, Walker County.	5,503,521	5,352,142
D.1.5. Strategy: DEATH PENALTY REPRESENTATION Death Penalty Habeas Representation. Estimated.	25,000	25,000
D.1.6. Strategy: NATIONAL CENTER FOR STATE COURTS	455,378	455,378
D.1.7. Strategy: JUROR PAY Juror Pay. Estimated.	10,881,700	10,881,700
D.1.8. Strategy: INDIGENT INMATE DEFENSE Per Code of Criminal Procedure 26.051(i) Estimated.	54,448	54,447
D.1.9. Strategy: DOCKET EQUALIZATION Equalization of the Courts of Appeals Dockets.	5,000	5,000
 Total, Goal D: SPECIAL PROGRAMS	 \$ 28,997,254	 \$ 28,935,875
 Grand Total, JUDICIARY SECTION, COMPTROLLER'S DEPARTMENT	 \$ 158,183,274	 \$ 158,121,894
 Object-of-Expense Informational Listing:		
Salaries and Wages	\$ 102,376,162	\$ 102,376,161
Other Personnel Costs	1,509,005	1,509,007
Professional Fees and Services	928,286	796,286
Fuels and Lubricants	25,322	25,322
Consumable Supplies	21,000	21,000
Utilities	37,750	37,750
Travel	168,577	168,577
Rent - Building	93,531	93,531
Rent - Machine and Other	7,500	7,500

JUDICIARY SECTION, COMPTROLLER'S DEPARTMENT
(Continued)

Other Operating Expense	3,439,208	3,439,827
Grants	49,556,933	49,646,933
Capital Expenditures	20,000	0

Total, Object-of-Expense Informational Listing \$ 158,183,274 \$ 158,121,894

Estimated Allocations for Employee Benefits and Debt Service Appropriations Made Elsewhere in this Act:

Employee Benefits

Retirement	\$ 2,362,272	\$ 2,373,006
Group Insurance	11,492,786	11,769,703
Social Security	6,717,430	6,750,992
Benefits Replacement	95,132	80,862

Total, Estimated Allocations for Employee Benefits and Debt Service Appropriations Made Elsewhere in this Act \$ 20,667,620 \$ 20,974,563

1. **Appropriation Source.** Pursuant to Government Code §21.006, all revenues to, and fund balances in, the Judicial Fund No. 573, which are not deposited into the Basic Civil Legal Services Account or the Supreme Court Support Account, are appropriated to the Judiciary Section, Comptroller's Department for payment of judicial and prosecutor salaries. In the event that revenues into Fund No. 573 during a fiscal year exceed the amount identified in the Method of Financing as being appropriated out of Fund No. 573 in this Act for that fiscal year the difference shall be appropriated to the Judiciary Section, Comptroller's Department and the General Revenue Fund appropriation for that fiscal year shall be reduced by a like amount (estimated to be \$0).

2. **Salary Limitation, District Judges.** Funds appropriated above in Strategy A.1.1, District Judges, shall be expended for the payment of the state salary for each district judge. Unless otherwise provided by law, in no event shall the aggregate, excluding any county supplement, of the state paid salary and any service retirement annuity paid pursuant to Government Code, Chapter 834 exceed the base salary for any district court judge during any twelve month period. If a district judge draws a salary as a district judge and a retirement annuity pursuant to Government Code, Chapter 834, and the combined amounts exceed the annual base salary for a district judge, the amount expended out of Strategy A.1.1, District Judges, for the state salary of that district judge shall be reduced by an amount which will bring the total amount received by the judge to the base salary paid a district judge for a 12 month period. This provision does not apply to either retired or former judges or justices called to duty as visiting judges pursuant to Government Code, Chapters 74 and 75 and §24.604 of the Government Code.

3. **Special Prosecution Unit: Appropriation Source, Unexpended Balances and Performance Reporting.** Out of the funds appropriated above in Strategy D.1.4, Special Prosecution Unit, Walker County and under the authority of Article 104.003, Code of Criminal Procedure, and Article V, §21 of the Texas Constitution, Walker County, the following amounts are appropriated to the Special Prosecution Unit for the payment of salaries and other necessary expenses for the operation of the Special Prosecution Unit for the following purposes:

	For the Years Ending	
	August 31, 2020	August 31, 2021
Special Prosecution Unit		
Criminal Division	\$ 1,964,409	\$ 1,885,628
Civil Division	2,567,550	2,495,951
Juvenile Division	970,975	971,151
Total, Special Prosecution Unit	\$ 5,502,934	\$ 5,352,729
Method of Financing		
General Revenue	\$ 3,983,011	\$ 3,832,187
		&UB
Criminal Justice Division Grants	1,519,923	1,520,542
Total, Method of Financing	\$ 5,502,934	\$ 5,352,729

Funds for the Criminal Division are to be used for the investigation and prosecution of felony offenses committed by prisoners of the Texas Department of Criminal Justice; and, for the investigation and prosecution of other felonies and misdemeanors committed by agency employees and others when criminal conduct affects the operation of the agency in the various

JUDICIARY SECTION, COMPTROLLER'S DEPARTMENT
(Continued)

counties of the State where Texas Department of Criminal Justice facilities are located. Funds for the Civil Division are to be used for the civil commitment of sexually violent predators. Funds for the Juvenile Division are to be used for the prosecution of criminal offenses or delinquent conduct committed in facilities of the Texas Juvenile Justice Department.

The funds appropriated above in Strategy D.1.4, Special Prosecution Unit, Walker County shall be used to employ the services of legal and support staff plus the payment of their necessary capital and operating expenses in carrying out the purposes of the Special Prosecution Unit as established by its Board of Directors. Funds shall not be used to pay any county for costs of housing the Special Prosecution Unit in a county-owned building.

Walker County is the designated agency to administer the funds provided for the support of the Special Prosecution Unit. Walker County shall submit a voucher containing an itemized statement of expenses to include salaries, fringe benefits and authorized expenses incurred to the Judiciary Section, Comptroller's Department each month of the fiscal year. Such vouchers shall be reviewed by the Walker County Auditor's Office to ensure compliance with applicable state and county regulation concerning the expenditures of public funds. Upon receipt of said vouchers, the Judiciary Section, Comptroller's Department shall issue warrants each month to reimburse Walker County. The total reimbursement each year shall not exceed the amount appropriated, and in no event shall amounts appropriated be expended to reimburse Walker County or other counties for lease space in county-owned buildings.

Any unexpended balances from appropriations out of the General Revenue Fund made to the Special Prosecution Unit for fiscal year 2020 are appropriated to the Special Prosecution Unit in fiscal year 2021 for the same purposes.

At the discretion of the Executive Director of the Special Prosecution Unit, any General Revenue funds appropriated above in Strategy D.1.4, Special Prosecution Unit, Walker County may be transferred between divisions in an amount not to exceed 20 percent of the appropriation item from which the transfer is made for the fiscal year.

After obtaining written approval from the Legislative Budget Board, the Special Prosecution Unit may exceed the 20 percent discretionary transfer authority provided to the Executive Director of the Special Prosecution Unit.

The Special Prosecution Unit shall submit a report each January 1 to the Legislative Budget Board and the Governor for the preceding fiscal year ending August 31. The report must be in a format prescribed by the Legislative Budget Board and the Governor and must include annual statistical information on activities of the Special Prosecution Unit.

- 4. Felony Prosecutors: Expenses.** For the payment of salaries of assistant district attorneys, investigators and/or secretarial help and expenses, including travel for these personnel as determined by the prosecutors designated in Strategies B.1.1, B.1.2, B.1.3, and B.1.4. Reimbursement shall be limited to expenses for supplies or items that would normally be consumed or utilized within the fiscal year for which the funds in this item are designated. Payments shall not exceed \$11,083 per year in single-county districts with populations over 50,000 in Strategy B.1.4; \$22,500 per year in districts with populations over 50,000; or, \$27,500 per year in districts with populations under 50,000 for those district attorneys, criminal district attorneys and county attorneys performing the duties of a district attorney both prohibited and not prohibited from the private practice of law per Government Code, Chapter 46; and shall be made available in three equal installments issued on the first day of September, January and May of each fiscal year. These payments shall be made directly to the district attorney, criminal district attorney, or county attorney for the purposes of disbursement as required by the attorney. The attorney receiving these payments shall be responsible to the Comptroller for accounting for all expenditures of these funds.
- 5. Administration of Visiting Judge Strategies.** From funds appropriated, the Judiciary Section, Comptroller's Department shall maintain a system to account for all expenditures in each fiscal year made for the services of 1) visiting former judges serving in the judicial regions, 2) visiting former judges serving in the appellate courts, 3) visiting retired judges serving in the judicial regions, and 4) visiting retired judges serving in the appellate courts.
- 6. Longevity Pay.** Out of the amounts appropriated above in Strategy A.1.1, District Judges, an estimated \$407,887 in fiscal year 2020 and an estimated \$407,887 in fiscal year 2021 is provided to fund longevity pay for district judges under the provisions of Government Code §659.0445.

JUDICIARY SECTION, COMPTROLLER'S DEPARTMENT
(Continued)

- 7. Appropriation Transfers.** Pursuant to provisions in Article IX, §14.01, Appropriation Transfers, the Judiciary Section, Comptroller's Department may initiate transfers between strategies not to exceed 20 percent of the appropriation item from which the transfer is made. The Judiciary Section, Comptroller's Department shall submit notification to the Legislative Budget Board of the purpose, the method of financing and amount of funds to be transferred. Also, the Legislative Budget Board may request that the Judiciary Section initiate an Article IX transfer between strategies, subject to the Judiciary Section's determination that funds are available for the proposed transfer.
- 8. 1st Multicounty Court at Law.** Out of amounts appropriated above in Strategy C.1.4, 1st Multicounty Court at Law, \$140,000 each fiscal year is provided to pay the state-paid salary supplement to the judge serving the court as required under Government Code, §25.0015 and an amount not to exceed \$13,000 each fiscal year is provided to supplement local costs for court personnel and other court operating expenses.
- 9. Visiting Judge - Appellate.** Amounts appropriated above in Strategy A.1.3, Visiting Judge - Appellate, may be used by the Judiciary Section, Comptroller's Department to reimburse one or more courts of appeals for the salary or fee paid to a staff attorney employed or contracted by a court of appeals to assist judges assigned to cases in addition to their ordinary caseload contingent on written approval of the Council of Chief Justices.

RETIREMENT AND GROUP INSURANCE

	For the Years Ending	
	August 31, 2020	August 31, 2021
Method of Financing:		
General Revenue Fund	\$ 59,030,111	\$ 58,859,474
General Revenue Dedicated Accounts	\$ 470,536	\$ 473,140
Judicial Fund No. 573	\$ 4,181,582	\$ 4,181,582
Total, Method of Financing	<u>\$ 63,682,229</u>	<u>\$ 63,514,196</u>
Items of Appropriation:		
A. Goal: EMPLOYEES RETIREMENT SYSTEM		
A.1.1. Strategy: RETIREMENT CONTRIBUTIONS Retirement Contributions. Estimated.	\$ 7,555,885	\$ 7,593,665
A.1.2. Strategy: GROUP INSURANCE Group Insurance Contributions. Estimated.	21,993,531	22,423,120
A.1.3. Strategy: JUDICIAL RETIREMENT SYSTEM - PLAN 2 Judicial Retirement System - Plan 2. Estimated.	12,515,146	12,515,146
A.1.4. Strategy: JUDICIAL RETIREMENT SYSTEM - PLAN 1 Judicial Retirement System - Plan 1. Estimated.	<u>21,617,667</u>	<u>20,982,265</u>
Total, Goal A: EMPLOYEES RETIREMENT SYSTEM	<u>\$ 63,682,229</u>	<u>\$ 63,514,196</u>
Grand Total, RETIREMENT AND GROUP INSURANCE	<u>\$ 63,682,229</u>	<u>\$ 63,514,196</u>

SOCIAL SECURITY AND BENEFIT REPLACEMENT PAY

	For the Years Ending	
	August 31, 2020	August 31, 2021
Method of Financing:		
General Revenue Fund	\$ 10,259,100	\$ 10,289,537
General Revenue Dedicated Accounts	\$ 167,488	\$ 168,093

SOCIAL SECURITY AND BENEFIT REPLACEMENT PAY
(Continued)

Other Special State Funds	\$ 1,910,624	\$ 1,914,520
Total, Method of Financing	<u>\$ 12,337,212</u>	<u>\$ 12,372,150</u>
Items of Appropriation:		
A. Goal: SOCIAL SECURITY/BENEFIT REPLACEMENT		
Comptroller - Social Security.		
A.1.1. Strategy: STATE MATCH -- EMPLOYER State Match -- Employer. Estimated.	\$ 12,164,649	\$ 12,225,472
A.1.2. Strategy: BENEFIT REPLACEMENT PAY Benefit Replacement Pay. Estimated.	<u>172,563</u>	<u>146,678</u>
Total, Goal A: SOCIAL SECURITY/BENEFIT REPLACEMENT	<u>\$ 12,337,212</u>	<u>\$ 12,372,150</u>
Grand Total, SOCIAL SECURITY AND BENEFIT REPLACEMENT PAY	<u>\$ 12,337,212</u>	<u>\$ 12,372,150</u>

LEASE PAYMENTS

	For the Years Ending	
	August 31, 2020	August 31, 2021
Method of Financing:		
Total, Method of Financing	<u>\$ 0</u>	<u>\$ 0</u>
Items of Appropriation:		
A. Goal: FINANCE CAPITAL PROJECTS		
A.1.1. Strategy: LEASE PAYMENTS To TFC for Payment to TPFA.	\$ 0	\$ 0
Grand Total, LEASE PAYMENTS	<u>\$ 0</u>	<u>\$ 0</u>

SPECIAL PROVISIONS - JUDICIARY

Sec. 2. Systems Compatibility. No funds appropriated in the article by this Act shall be utilized to purchase information technology unless it interfaces with other courts and with the Office of Court Administration and complies with the plans filed with the Legislative Budget Board.

Sec. 3. Appellate Court Exemptions. The following provisions of Article IX of this Act do not apply to the appellate courts:

- a. Article IX, §6.10, Limitation on State Employment Levels
- b. Article IX, §6.13, Performance Rewards and Penalties
- c. Article IX, §14.03, Limit on Expenditures - Capital Budget

Sec. 4. Intermediate Appellate Court Local Funding Information. The Office of Court Administration shall assist the appellate courts in the submission of a report for local funding information each January 1 to the Legislative Budget Board and the Governor for the preceding fiscal year ending August 31. The report must be in a format prescribed by the Legislative Budget Board and the Governor.

Sec. 5. Interagency Contracts for Assigned Judges for Appellate Courts. Out of funds appropriated in this Article to Strategies A.1.1, Appellate Court Operations, the Supreme Court of Texas, the Court of Criminal Appeals, or any of the 14 Courts of Appeals may enter into a contract with the Office of the Comptroller for fiscal years 2020 and 2021, for the purpose of reimbursing the Comptroller for amounts expended for judges assigned under Chapter 74, Government Code to hear cases of the appellate courts. It is the intent of the Legislature that any amounts reimbursed under this contract for judges assigned to the appellate courts are in addition to amounts appropriated for the use of assigned judges in Strategy A.1.3, Visiting Judges - Appellate in the Judiciary Section, Comptroller's Department.

SPECIAL PROVISIONS - JUDICIARY
(Continued)

Sec. 6. Appellate Court Transfer Authority. The Chief Justice of the Supreme Court of Texas, the Presiding Judge of the Court of Criminal Appeals, or the Chair of the Council of Chief Justices may transfer funds between appellate courts, notwithstanding any other provision in this Act and subject to prior approval of any transfer of funds by the Legislative Budget Board and the Governor. Any such transfer shall be made for the purpose of efficient and effective appellate court operations and management of court caseloads.

Sec. 7. Schedule of Exempt Positions. Notwithstanding other provisions of this bill, including Article IX, §3.04 setting maximum salaries for exempt positions, the Chief Justice of the Supreme Court of Texas may set the rate of compensation for the Administrative Director of the Office of Court Administration in an amount not to exceed the Maximum Salary but no less than the Minimum Salary for the appropriate salary group for the Administrative Director as listed in the bill pattern for the Office of Court Administration, Schedule of Exempt Positions. Any salary increase from appropriated funds within the limits provided by this provision must be in writing; signed by the Chief Justice of the Supreme Court of Texas; and submitted to the Governor, the Legislative Budget Board and the Comptroller.

Sec. 8. Judicial Education Funding Transfer Authority.

- (a) The Court of Criminal Appeals may assign to the Office of Court Administration or to any other agency of the Judicial Branch the necessary administrative and accounting functions for the General Revenue-Dedicated Judicial and Court Personnel Training Account No. 540 appropriation included in this Act to be performed under the direction of the Court of Criminal Appeals in compliance with Government Code, Chapter 56. To implement this provision, the Comptroller is authorized to transfer the appropriation from the Court of Criminal Appeals to the Office of Court Administration, or to any other agency of the Judicial Branch, as directed by order of the Court of Criminal Appeals.
- (b) For the purpose of this section, the term administration shall include administrative oversight functions, accounting and auditing functions, management studies, performance audits, and other studies initiated by the Court of Criminal Appeals or any other agency of the Judicial Branch, as directed by the order of the Court of Criminal Appeals.

**RECAPITULATION - ARTICLE IV
THE JUDICIARY
(General Revenue)**

	For the Years Ending	
	August 31, 2020	August 31, 2021
	<u>2020</u>	<u>2021</u>
Supreme Court of Texas	\$ 19,238,352	\$ 19,427,139
Court of Criminal Appeals	6,465,883	6,512,352
First Court of Appeals District, Houston	4,380,427	4,380,427
Second Court of Appeals District, Fort Worth	3,365,590	3,365,589
Third Court of Appeals District, Austin	2,830,454	2,830,454
Fourth Court of Appeals District, San Antonio	3,363,979	3,363,979
Fifth Court of Appeals District, Dallas	6,007,149	6,007,149
Sixth Court of Appeals District, Texarkana	1,563,862	1,563,861
Seventh Court of Appeals District, Amarillo	1,942,356	1,942,356
Eighth Court of Appeals District, El Paso	1,561,867	1,561,867
Ninth Court of Appeals District, Beaumont	1,944,049	1,944,048
Tenth Court of Appeals District, Waco	1,563,505	1,563,505
Eleventh Court of Appeals District, Eastland	1,562,875	1,562,875
Twelfth Court of Appeals District, Tyler	1,560,977	1,560,976
Thirteenth Court of Appeals District, Corpus Christi-Edinburg	2,816,011	2,816,012
Fourteenth Court of Appeals District, Houston	4,386,229	4,386,229
Office of Court Administration, Texas Judicial Council	32,196,045	19,372,975
Office of the State Prosecuting Attorney	430,000	430,000
State Law Library	1,105,595	1,119,094
State Commission on Judicial Conduct	1,250,126	1,259,251
Judiciary Section, Comptroller's Department	<u>101,358,748</u>	<u>101,296,749</u>
Subtotal, Judiciary	\$ 200,894,079	\$ 188,266,887
Retirement and Group Insurance	59,030,111	58,859,474
Social Security and Benefit Replacement Pay	<u>10,259,100</u>	<u>10,289,537</u>
Subtotal, Employee Benefits	\$ 69,289,211	\$ 69,149,011
TOTAL, ARTICLE IV - THE JUDICIARY	<u>\$ 270,183,290</u>	<u>\$ 257,415,898</u>

**RECAPITULATION - ARTICLE IV
THE JUDICIARY
(General Revenue-Dedicated)**

	For the Years Ending	
	August 31, 2020	August 31, 2021
Supreme Court of Texas	\$ 10,000,000	\$ 0
Court of Criminal Appeals	15,039,382	11,969,382
Office of Court Administration, Texas Judicial Council	85,598,876	69,638,856
Office of Capital and Forensic Writs	1,851,889	1,858,802
Subtotal, Judiciary	\$ 112,490,147	\$ 83,467,040
Retirement and Group Insurance	470,536	473,140
Social Security and Benefit Replacement Pay	167,488	168,093
Subtotal, Employee Benefits	\$ 638,024	\$ 641,233
TOTAL, ARTICLE IV - THE JUDICIARY	\$ 113,128,171	\$ 84,108,273

**RECAPITULATION - ARTICLE IV
THE JUDICIARY
(Federal Funds)**

	For the Years Ending	
	August 31, 2020	August 31, 2021
	<u> </u>	<u> </u>
Supreme Court of Texas	\$ <u>1,772,335</u>	\$ <u>1,772,336</u>
Subtotal, Judiciary	\$ <u>1,772,335</u>	\$ <u>1,772,336</u>
TOTAL, ARTICLE IV - THE JUDICIARY	\$ <u><u>1,772,335</u></u>	\$ <u><u>1,772,336</u></u>

**RECAPITULATION - ARTICLE IV
THE JUDICIARY
(Other Funds)**

	For the Years Ending	
	August 31, 2020	August 31, 2021
	<u>2020</u>	<u>2021</u>
Supreme Court of Texas	\$ 20,275,005	\$ 20,275,006
Court of Criminal Appeals	367,751	367,751
First Court of Appeals District, Houston	324,550	324,550
Second Court of Appeals District, Fort Worth	275,050	275,050
Third Court of Appeals District, Austin	229,900	229,900
Fourth Court of Appeals District, San Antonio	266,050	266,050
Fifth Court of Appeals District, Dallas	490,950	490,950
Sixth Court of Appeals District, Texarkana	96,450	96,450
Seventh Court of Appeals District, Amarillo	128,800	128,800
Eighth Court of Appeals District, El Paso	125,450	125,450
Ninth Court of Appeals District, Beaumont	130,600	130,600
Tenth Court of Appeals District, Waco	97,450	97,450
Eleventh Court of Appeals District, Eastland	100,450	100,450
Twelfth Court of Appeals District, Tyler	96,450	96,450
Thirteenth Court of Appeals District, Corpus Christi-Edinburg	228,900	228,900
Fourteenth Court of Appeals District, Houston	451,893	451,893
Office of Court Administration, Texas Judicial Council	5,970,997	5,953,384
Office of the State Prosecuting Attorney	24,500	24,500
State Law Library	7,975	7,975
Judiciary Section, Comptroller's Department	<u>56,824,526</u>	<u>56,825,145</u>
Subtotal, Judiciary	\$ 86,513,697	\$ 86,496,704
Retirement and Group Insurance	4,181,582	4,181,582
Social Security and Benefit Replacement Pay	<u>1,910,624</u>	<u>1,914,520</u>
Subtotal, Employee Benefits	\$ 6,092,206	\$ 6,096,102
Less Interagency Contracts	<u>\$ 10,629,938</u>	<u>\$ 10,612,944</u>
TOTAL, ARTICLE IV - THE JUDICIARY	<u>\$ 81,975,965</u>	<u>\$ 81,979,862</u>

**RECAPITULATION - ARTICLE IV
THE JUDICIARY
(All Funds)**

	For the Years Ending	
	August 31, 2020	August 31, 2021
	<u>2020</u>	<u>2021</u>
Supreme Court of Texas	\$ 51,285,692	\$ 41,474,481
Court of Criminal Appeals	21,873,016	18,849,485
First Court of Appeals District, Houston	4,704,977	4,704,977
Second Court of Appeals District, Fort Worth	3,640,640	3,640,639
Third Court of Appeals District, Austin	3,060,354	3,060,354
Fourth Court of Appeals District, San Antonio	3,630,029	3,630,029
Fifth Court of Appeals District, Dallas	6,498,099	6,498,099
Sixth Court of Appeals District, Texarkana	1,660,312	1,660,311
Seventh Court of Appeals District, Amarillo	2,071,156	2,071,156
Eighth Court of Appeals District, El Paso	1,687,317	1,687,317
Ninth Court of Appeals District, Beaumont	2,074,649	2,074,648
Tenth Court of Appeals District, Waco	1,660,955	1,660,955
Eleventh Court of Appeals District, Eastland	1,663,325	1,663,325
Twelfth Court of Appeals District, Tyler	1,657,427	1,657,426
Thirteenth Court of Appeals District, Corpus Christi-Edinburg	3,044,911	3,044,912
Fourteenth Court of Appeals District, Houston	4,838,122	4,838,122
Office of Court Administration, Texas Judicial Council	123,765,918	94,965,215
Office of Capital and Forensic Writs	1,851,889	1,858,802
Office of the State Prosecuting Attorney	454,500	454,500
State Law Library	1,113,570	1,127,069
State Commission on Judicial Conduct	1,250,126	1,259,251
Judiciary Section, Comptroller's Department	<u>158,183,274</u>	<u>158,121,894</u>
Subtotal, Judiciary	\$ 401,670,258	\$ 360,002,967
Retirement and Group Insurance	63,682,229	63,514,196
Social Security and Benefit Replacement Pay	<u>12,337,212</u>	<u>12,372,150</u>
Subtotal, Employee Benefits	\$ 76,019,441	\$ 75,886,346
Less Interagency Contracts	<u>\$ 10,629,938</u>	<u>\$ 10,612,944</u>
TOTAL, ARTICLE IV - THE JUDICIARY	<u><u>\$ 467,059,761</u></u>	<u><u>\$ 425,276,369</u></u>
Number of Full-Time-Equivalents (FTE)	1,540.6	1,540.6

ARTICLE V

PUBLIC SAFETY AND CRIMINAL JUSTICE

Sec. 1. The several sums of money herein specified, or so much thereby as may be necessary, are appropriated out of any funds in the State Treasury not otherwise appropriated, or out of special funds as indicated, for the support, maintenance, or improvement of the designated public safety and criminal justice agencies.

ALCOHOLIC BEVERAGE COMMISSION

	For the Years Ending	
	August 31, 2020	August 31, 2021
Method of Financing:		
General Revenue Fund	\$ 56,942,852	\$ 54,778,798
Federal Funds	\$ 500,000	\$ 500,000
Appropriated Receipts	<u>\$ 102,938</u>	<u>\$ 102,938</u>
Total, Method of Financing	<u>\$ 57,545,790</u>	<u>\$ 55,381,736</u>
Other Direct and Indirect Costs Appropriated Elsewhere in this Act	\$ 17,163,949	\$ 17,196,396
 This bill pattern represents an estimated 100% of this agency's estimated total available funds for the biennium.		
Number of Full-Time-Equivalents (FTE):	671.0	671.0
Schedule of Exempt Positions:		
Administrator, Group 6	\$200,000	\$200,000
Items of Appropriation:		
A. Goal: ENFORCEMENT		
Promote the Health, Safety, and Welfare of the Public.		
A.1.1. Strategy: ENFORCEMENT	\$ 28,980,568	\$ 28,068,470
B. Goal: LICENSING		
Process Applications and Issue Alcoholic Beverage Licenses & Permits.		
B.1.1. Strategy: LICENSING	\$ 5,153,770	\$ 5,110,864
C. Goal: COMPLIANCE AND TAX COLLECTION		
Ensure Compliance with Fees & Taxes.		
C.1.1. Strategy: COMPLIANCE MONITORING	\$ 6,399,306	\$ 6,381,765
Conduct Inspections and Monitor Compliance.		
C.2.1. Strategy: PORTS OF ENTRY	<u>5,541,881</u>	<u>5,525,471</u>
Total, Goal C: COMPLIANCE AND TAX COLLECTION	\$ 11,941,187	\$ 11,907,236
D. Goal: INDIRECT ADMINISTRATION		
D.1.1. Strategy: CENTRAL ADMINISTRATION	\$ 2,724,001	\$ 2,743,643
D.1.2. Strategy: INFORMATION RESOURCES	8,314,680	7,110,973
D.1.3. Strategy: OTHER SUPPORT SERVICES	<u>431,584</u>	<u>440,550</u>
Total, Goal D: INDIRECT ADMINISTRATION	<u>\$ 11,470,265</u>	<u>\$ 10,295,166</u>
Grand Total, ALCOHOLIC BEVERAGE COMMISSION	<u>\$ 57,545,790</u>	<u>\$ 55,381,736</u>
Object-of-Expense Informational Listing:		
Salaries and Wages	\$ 39,787,080	\$ 39,888,268
Other Personnel Costs	1,362,392	1,362,392
Professional Fees and Services	5,906,359	4,721,125
Fuels and Lubricants	863,445	857,509
Consumable Supplies	155,351	124,851

ALCOHOLIC BEVERAGE COMMISSION
(Continued)

Utilities	483,507	488,378
Travel	437,685	448,276
Rent - Building	2,477,621	2,467,495
Rent - Machine and Other	316,523	318,623
Other Operating Expense	3,845,918	3,664,910
Capital Expenditures	1,909,909	1,039,909

Total, Object-of-Expense Informational Listing \$ 57,545,790 \$ 55,381,736

Estimated Allocations for Employee Benefits and Debt Service Appropriations Made Elsewhere in this Act:

Employee Benefits

Retirement	\$ 3,350,673	\$ 3,367,426
Group Insurance	9,356,448	9,557,362
Social Security	2,740,383	2,754,085
Benefits Replacement	26,164	22,239

Subtotal, Employee Benefits \$ 15,473,668 \$ 15,701,112

Debt Service

Lease Payments	\$ 54,788	\$ 37,986
----------------	-----------	-----------

Total, Estimated Allocations for Employee Benefits and Debt Service Appropriations Made Elsewhere in this Act \$ 15,528,456 \$ 15,739,098

1. Performance Measure Targets. The following is a listing of the key performance target levels for the Alcoholic Beverage Commission. It is the intent of the Legislature that appropriations made by this Act be utilized in the most efficient and effective manner possible to achieve the intended mission of the Alcoholic Beverage Commission. In order to achieve the objectives and service standards established by this Act, the Alcoholic Beverage Commission shall make every effort to attain the following designated key performance target levels associated with each item of appropriation.

	2020	2021
A. Goal: ENFORCEMENT		
Outcome (Results/Impact):		
Percentage of Priority Licensed Locations Inspected by Enforcement Agents	90.73%	90.73%
A.1.1. Strategy: ENFORCEMENT		
Output (Volume):		
Number of Inspections Conducted by Enforcement Agents	41,600	41,600
Number of Inspections of Priority Licensed Locations	37,205	37,205
Number of Investigations Completed Relating to Trafficking or Other Organized Criminal Activities (OCA)	177	225
Number of Joint Operations That Target OCA or Trafficking	400	400
Number of Undercover Operations Conducted	18,081	18,081
Efficiencies:		
Average Cost Per Enforcement Inspection	604.32	606.6
Average Cost of Multi-Agency/Joint Operations Targeting OCA and Trafficking	3,190.02	2,140.94
B. Goal: LICENSING		
Outcome (Results/Impact):		
Average Number of Days to Approve an Original Primary License/Permit	45	45
B.1.1. Strategy: LICENSING		
Output (Volume):		
Number of Licenses/Permits Issued	78,448	68,606
Efficiencies:		
Average Cost Per License/Permit Processed	56.31	61.58
C. Goal: COMPLIANCE AND TAX COLLECTION		
Outcome (Results/Impact):		
The Percent of Audits Found to Be in Full Compliance	85.44%	85.44%
The Percentage of Inspections Conducted by Field Auditors	95%	95%
C.1.1. Strategy: COMPLIANCE MONITORING		
Output (Volume):		
Number of Audits Conducted	1,832	1,832
Number of Inspections Conducted by Auditors	54,279	54,279
Efficiencies:		
Average Cost of Audits Conducted	547.61	546.78

ALCOHOLIC BEVERAGE COMMISSION
(Continued)

C.2.1. Strategy: PORTS OF ENTRY

Output (Volume):

Number of Alcoholic Beverage Containers Stamped	1,878,260	1,927,935
Number of Cigarette Packages Stamped	407,077	408,258

2. Capital Budget. None of the funds appropriated above may be expended for capital budget items except as listed below. The amounts shown below shall be expended only for the purposes shown and are not available for expenditure for other purposes. Amounts appropriated above and identified in this provision as appropriations either for "Lease payments to the Master Lease Purchase Program" or for items with an "(MLPP)" notation shall be expended only for the purpose of making lease-purchase payments to the Texas Public Finance Authority pursuant to the provisions of Government Code §1232.103.

	2020	2021
a. Acquisition of Information Resource Technologies		
(1) Agencywide PC Replacements and Tablet Computers - Leased	\$ 251,853	\$ 251,853
(2) Hardware/Software Acquisitions	339,292	339,292
(3) Public Safety Technology Replacement	1,353,269	1,101,179
(4) Licensing & Tax Technology Replacement	4,177,273	3,211,773
Total, Acquisition of Information Resource Technologies	\$ 6,121,687	\$ 4,904,097
b. Transportation Items		
(1) Acquisition of Replacement Vehicles for Fleet	\$ 1,569,525	\$ 699,525
c. Acquisition of Capital Equipment and Items		
(1) Public Safety Equipment - Replacement	\$ 179,419	\$ 179,419
d. Data Center Consolidation		
(1) Data Center Consolidation	\$ 805,111	\$ 826,967
e. Centralized Accounting and Payroll/Personnel System (CAPPS)		
(1) Centralized Accounting and Payroll/Personnel System (CAPPS) Support	\$ 75,241	\$ 75,241
Total, Capital Budget	\$ 8,750,983	\$ 6,685,249
Method of Financing (Capital Budget):		
General Revenue Fund	\$ 8,750,983	\$ 6,685,249
Total, Method of Financing	\$ 8,750,983	\$ 6,685,249

3. Hazardous Duty Pay Authorized. The Texas Alcoholic Beverage Commission is authorized to pay hazardous duty pay to any commissioned law enforcement personnel as prescribed by law. It is further provided that individuals who had received hazardous duty pay as of August 31, 1981, shall continue to receive hazardous duty pay for the biennium beginning with the effective date of this Act. Individuals hired after August 31, 1981, shall not receive hazardous duty pay unless so authorized by Government Code, Chapter 659.

4. Witness Expenses Authorized. No other provisions of this Act shall prevent payment by the State of Texas of salaries and expenses incurred by representatives of the Texas Alcoholic Beverage Commission in attendance on state or federal grand jury proceedings, and who may be called as witnesses in the trial of criminal or civil cases in state or federal courts involving offenses complained of against state or federal liquor regulatory or revenue laws. It is further provided that any fees collected by the representatives in performing such duties shall be deposited in the State Treasury to the credit of the appropriations made above.

5. Revolving Fund. The revolving change fund in the amount of \$25,000 for use at several International Bridges is appropriated out of the funds above for the biennium beginning with the effective date of this Act for the same purposes.

6. Purchase of Evidence Authorized. From the amounts authorized above, the Texas Alcoholic Beverage Commission may establish a cash fund not to exceed \$50,000 for the purchase of evidence and/or information and surveillance expenses deemed necessary by the Commission.

ALCOHOLIC BEVERAGE COMMISSION
(Continued)

- 7. Appropriations Limited to Revenue Collections.** Fees, fines, and other miscellaneous revenues as authorized and generated by the operation of the Texas Alcoholic Beverage Commission pursuant to Texas Alcoholic Beverage Code, Section 205.02 shall cover, at a minimum, the cost of appropriations made above, as well as the amount identified above in the informational item "Other Direct and Indirect Costs Appropriated Elsewhere in this Act." "Other direct and indirect costs" are estimated to be \$17,163,949 for fiscal year 2020 and \$17,196,396 for fiscal year 2021. In the event that actual and/or projected revenue collections are insufficient to offset the costs identified by this provision, the Legislative Budget Board may direct that the Comptroller of Public Accounts reduce the appropriation authority provided above to be within the amount of revenue expected to be available.
- 8. Fleet of Motor Vehicles Authorized.** From funds appropriated above, the Texas Alcoholic Beverage Commission may purchase and maintain a fleet of vehicles. If these vehicles are unmarked for law enforcement purposes, these vehicles shall be utilized only by personnel who are commissioned peace officers or those persons responsible for the maintenance and repair of these vehicles. Vehicles which are properly marked pursuant to state requirements may be utilized for other legitimate agency purposes as needed by personnel employed by the agency.
- 9. Appropriation: Seized Assets.** All funds received under Chapter 59, Code of Criminal Procedure, and Chapter 71, Property Code, by the Texas Alcoholic Beverage Commission are appropriated above in Strategy A.1.1, Enforcement, to be used for law enforcement purposes. Any funds unexpended at the close of each fiscal year are appropriated for the following year (fiscal year 2019 unexpended balance estimated to be \$0).
- 10. Clothing Provisions.**
- a. A commissioned officer who received a \$1,200 clothing allowance pursuant to the General Appropriations Act during the 2018-19 biennium shall receive a \$1,200 clothing allowance in the 2020-21 biennium.
 - b. No person shall receive a \$1,200 clothing allowance unless eligible in subsection (a).
 - c. An individual who is newly hired or newly commissioned after September 1, 1997, is eligible to receive a \$500 cleaning allowance. No rank other than that of agent is entitled to a \$500 cleaning allowance.
 - d. The Texas Alcoholic Beverage Commission may use appropriated funds to purchase uniforms for Tax Collectors at International Bridges.
- 11. Texas Wine Marketing Assistance Program.** Pursuant to §5.56, Alcoholic Beverage Code, the Texas Alcoholic Beverage Commission shall transfer through an Interagency Contract \$250,000 in each fiscal year in General Revenue Funds, included in the amounts above, from Strategy D.1.1, Central Administration, to the Department of Agriculture for the Texas Wine Marketing Assistance Program.
- 12. Organized Criminal Activity and Financial Criminal Activity Intervention.** The Texas Alcoholic Beverage Commission (TABC) shall report to the Legislative Budget Board not later than December 1 of each fiscal year the amount of appropriations expended during the previous fiscal year for the purpose of intervening in organized criminal activity and financial criminal activity. The report shall include a description of the activities of TABC personnel related to the interventions and the expenditures of each type of activity for which intervention occurs. The report shall include the expenditures for the Special Investigations Unit and the Financial Crimes Unit.
- 13. Limit on Travel and Activities.**
- a. The Texas Alcoholic Beverage Commission may not expend funds appropriated to the agency by this Act for use during the state fiscal biennium ending August 31, 2021:
 - (1) for travel outside the state, other than for bona fide and documented law enforcement or investigative activities; or
 - (2) to attend or participate in an event, training, conference, class, or similar activity outside the state.

ALCOHOLIC BEVERAGE COMMISSION
(Continued)

- b. The Texas Alcoholic Beverage Commission and employees of the commission may not accept payments from or spending authority on behalf of any trade, professional, or industry organization for any purpose or in any form, including a travel subsidy, payment of travel or other expenses for conference presenters, prepaid meals, or lodging.
- 14. Estimates of Future Funds.** The Texas Alcoholic Beverage Commission shall include estimates of future Federal Funds, Other Funds, and 100 percent federally funded full-time equivalent positions in the agency's Legislative Appropriations Request.
- 15. Human Trafficking Enforcement.** Included in the amounts appropriated above in Strategy A.1.1, Enforcement, is \$3,539,445 in fiscal year 2020 and \$2,532,205 in fiscal year 2021 in General Revenue Funds for human trafficking enforcement.
- 16. Sunset Contingency.** Funds appropriated above for fiscal year 2021 that are intended to be used exclusively for the functions of the Texas Alcoholic Beverage Commission, are made contingent on the continuation of the Texas Alcoholic Beverage Commission by the Eighty-sixth Legislature, Regular Session, 2019. In the event that the Texas Alcoholic Beverage Commission is not continued by the Eighty-sixth Legislature, Regular Session, 2019, the funds appropriated above for fiscal year 2020, or as much thereof as may be necessary, are to be used to provide for the phase out of the agency operations.

DEPARTMENT OF CRIMINAL JUSTICE

	For the Years Ending	
	August 31, 2020	August 31, 2021
Method of Financing:		
<u>General Revenue Fund</u>		
General Revenue Fund	\$ 3,216,416,730	\$ 3,231,232,089
Education and Recreation Program Receipts	121,577,326	121,577,327
Texas Correctional Industries Receipts	5,248,913	5,248,913
Subtotal, General Revenue Fund	\$ 3,343,242,969	\$ 3,358,058,329
GR Dedicated - Private Sector Prison Industry Expansion Account No. 5060	\$ 118,588	\$ 118,589
<u>Federal Funds</u>		
Federal Funds	\$ 1,156,018	\$ 716,113
Federal Funds for Incarcerated Aliens	8,644,147	8,644,147
Subtotal, Federal Funds	\$ 9,800,165	\$ 9,360,260
<u>Other Funds</u>		
Appropriated Receipts	\$ 28,797,486	\$ 13,797,485
Interagency Contracts	475,565	475,565
Interagency Contracts - Texas Correctional Industries	53,336,476	53,336,477
Subtotal, Other Funds	\$ 82,609,527	\$ 67,609,527
Total, Method of Financing	\$ 3,435,771,249	\$ 3,435,146,705

This bill pattern represents an estimated 100% of this agency's estimated total available funds for the biennium.

Number of Full-Time-Equivalents (FTE): 39,466.4 39,459.4

Schedule of Exempt Positions:

Executive Director, Group 9	\$275,501	\$275,501
Presiding Officer, Board of Pardons and Paroles, Group 5	176,300	176,300
Parole Board Member, Group 3	(6) 112,750	(6) 112,750

DEPARTMENT OF CRIMINAL JUSTICE
(Continued)

Items of Appropriation:

A. Goal: PROVIDE PRISON DIVERSIONS

Provide Prison Diversions through Probation & Community-based Programs.

A.1.1. Strategy: BASIC SUPERVISION	\$ 68,728,162	\$ 68,184,311
A.1.2. Strategy: DIVERSION PROGRAMS	125,284,508	125,284,508
A.1.3. Strategy: COMMUNITY CORRECTIONS	43,180,454	43,180,455
A.1.4. Strategy: TRMT ALTERNATIVES TO INCARCERATION	<u>10,773,975</u>	<u>10,773,976</u>
Treatment Alternatives to Incarceration Program.		

Total, Goal A: PROVIDE PRISON DIVERSIONS \$ 247,967,099 \$ 247,423,250

B. Goal: SPECIAL NEEDS OFFENDERS

B.1.1. Strategy: SPECIAL NEEDS PROGRAMS AND SERVICES	\$ 27,611,272	\$ 27,561,273
---	---------------	---------------

C. Goal: INCARCERATE FELONS

C.1.1. Strategy: CORRECTIONAL SECURITY OPERATIONS	\$ 1,244,595,065	\$ 1,244,595,064
C.1.2. Strategy: CORRECTIONAL SUPPORT OPERATIONS	84,169,838	84,169,838
C.1.3. Strategy: CORRECTIONAL TRAINING	5,811,838	5,811,838
C.1.4. Strategy: OFFENDER SERVICES	14,377,895	14,377,894
C.1.5. Strategy: INSTITUTIONAL GOODS	167,915,884	167,915,883
C.1.6. Strategy: INSTITUTIONAL SERVICES	210,049,057	210,049,058
C.1.7. Strategy: INST'L OPERATIONS & MAINTENANCE	199,131,929	199,131,930
Institutional Operations and Maintenance.		
C.1.8. Strategy: UNIT AND PSYCHIATRIC CARE	320,701,293	317,701,293
Managed Health Care-Unit and Psychiatric Care.		
C.1.9. Strategy: HOSPITAL AND CLINICAL CARE	251,343,853	251,343,852
Managed Health Care-Hospital and Clinical Care.		
C.1.10. Strategy: MANAGED HEALTH CARE-PHARMACY	72,440,252	72,440,252
C.1.11. Strategy: HEALTH SERVICES	5,230,054	5,230,054
C.1.12. Strategy: CONTRACT PRISONS/PRIVATE ST JAILS	103,355,332	104,873,648
Contract Prisons and Privately Operated State Jails.		
C.2.1. Strategy: TEXAS CORRECTIONAL INDUSTRIES	74,857,887	74,857,888
C.2.2. Strategy: ACADEMIC/VOCATIONAL TRAINING	2,919,044	2,919,044
Academic and Vocational Training.		
C.2.3. Strategy: TREATMENT SERVICES	31,575,657	31,135,747
C.2.4. Strategy: SUBSTANCE ABUSE FELONY PUNISHMENT	49,998,482	49,998,484
Substance Abuse Treatmt - Substance Abuse Felony Punishment Facilities.		
C.2.5. Strategy: IN-PRISON SA TREATMT & COORDINATION	<u>32,709,542</u>	<u>32,709,545</u>
Substance Abuse Treatment - In-Prison Treatment and Coordination.		

Total, Goal C: INCARCERATE FELONS \$ 2,871,182,902 \$ 2,869,261,312

D. Goal: BOARD OF PARDONS AND PAROLES

D.1.1. Strategy: BOARD OF PARDONS AND PAROLES	\$ 5,604,749	\$ 5,648,807
D.1.2. Strategy: REVOCATION PROCESSING	7,545,520	7,559,020
D.1.3. Strategy: INSTITUTIONAL PAROLE OPERATIONS	<u>16,727,237</u>	<u>16,961,535</u>

Total, Goal D: BOARD OF PARDONS AND PAROLES \$ 29,877,506 \$ 30,169,362

E. Goal: OPERATE PAROLE SYSTEM

E.1.1. Strategy: PAROLE RELEASE PROCESSING	\$ 6,614,425	\$ 6,614,424
E.2.1. Strategy: PAROLE SUPERVISION	119,071,654	119,301,054
E.2.2. Strategy: HALFWAY HOUSE FACILITIES	35,970,025	36,529,333
E.2.3. Strategy: INTERMEDIATE SANCTION FACILITIES	<u>20,826,610</u>	<u>21,251,663</u>

Total, Goal E: OPERATE PAROLE SYSTEM \$ 182,482,714 \$ 183,696,474

F. Goal: INDIRECT ADMINISTRATION

F.1.1. Strategy: CENTRAL ADMINISTRATION	\$ 28,960,371	\$ 28,960,370
F.1.2. Strategy: INSPECTOR GENERAL	12,958,158	12,958,159
F.1.3. Strategy: VICTIM SERVICES	1,490,645	1,490,645

DEPARTMENT OF CRIMINAL JUSTICE
(Continued)

F.1.4. Strategy: INFORMATION RESOURCES	33,240,582	33,625,860
Total, Goal F: INDIRECT ADMINISTRATION	\$ 76,649,756	\$ 77,035,034
Grand Total, DEPARTMENT OF CRIMINAL JUSTICE	\$ 3,435,771,249	\$ 3,435,146,705

Object-of-Expense Informational Listing:

Salaries and Wages	\$ 1,606,307,080	\$ 1,606,273,655
Other Personnel Costs	80,850,636	80,771,789
Professional Fees and Services	695,427,837	695,683,113
Fuels and Lubricants	13,034,406	13,034,406
Consumable Supplies	17,773,930	17,773,932
Utilities	119,437,422	119,437,423
Travel	9,718,777	9,708,640
Rent - Building	16,705,146	16,776,505
Rent - Machine and Other	5,800,581	5,800,578
Other Operating Expense	452,086,865	451,698,830
Client Services	62,405,965	62,509,079
Food for Persons - Wards of State	96,895,381	96,895,381
Grants	246,957,790	246,413,941
Capital Expenditures	12,369,433	12,369,433

Total, Object-of-Expense Informational Listing	\$ 3,435,771,249	\$ 3,435,146,705
---	------------------	------------------

Estimated Allocations for Employee Benefits and Debt Service Appropriations Made Elsewhere in this Act:

Employee Benefits

Retirement	\$ 136,888,118	\$ 137,572,558
Group Insurance	458,389,588	466,316,606
Social Security	120,688,462	121,291,904
Benefits Replacement	1,596,090	1,356,677

Subtotal, Employee Benefits	\$ 717,562,258	\$ 726,537,745
-----------------------------	----------------	----------------

Debt Service

TPFA GO Bond Debt Service	\$ 43,259,573	\$ 46,924,837
---------------------------	---------------	---------------

Total, Estimated Allocations for Employee Benefits and Debt Service Appropriations Made Elsewhere in this Act	\$ 760,821,831	\$ 773,462,582
--	----------------	----------------

1. Performance Measure Targets. The following is a listing of the key performance target levels for the Department of Criminal Justice. It is the intent of the Legislature that appropriations made by this Act be utilized in the most efficient and effective manner possible to achieve the intended mission of the Department of Criminal Justice. In order to achieve the objectives and service standards established by this Act, the Department of Criminal Justice shall make every effort to attain the following designated key performance target levels associated with each item of appropriation.

	2020	2021
A. Goal: PROVIDE PRISON DIVERSIONS		
A.1.1. Strategy: BASIC SUPERVISION		
Output (Volume):		
Average Number of Felony Offenders under Direct Supervision	155,056	155,001
Efficiencies:		
Average Monthly Caseload	76	76
A.1.2. Strategy: DIVERSION PROGRAMS		
Output (Volume):		
Number of Residential Facility Beds Grant-funded	2,775	2,775
A.1.3. Strategy: COMMUNITY CORRECTIONS		
Output (Volume):		
Number of Residential Facility Beds Funded through Community Corrections	162	162
B. Goal: SPECIAL NEEDS OFFENDERS		
Outcome (Results/Impact):		
Offenders with Special Needs Three-year Reincarceration Rate	12.5%	12.5%
B.1.1. Strategy: SPECIAL NEEDS PROGRAMS AND SERVICES		
Output (Volume):		
Number of Special Needs Offenders Served Through the Continuity of Care Programs	51,340	51,340

DEPARTMENT OF CRIMINAL JUSTICE
(Continued)

C. Goal: INCARCERATE FELONS

Outcome (Results/Impact):

Three-year Recidivism Rate	20.3%	20.3%
Number of Offenders Who Have Escaped from Incarceration	0	0
Turnover Rate of Correctional Officers	23%	23%
Average Number of Offenders Receiving Medical and Psychiatric Services from Health Care Providers	147,320	147,492
Medical and Psychiatric Care Cost Per Offender Day	11.95	11.92

C.1.1. Strategy: CORRECTIONAL SECURITY OPERATIONS

Output (Volume):

Average Number of Offenders Incarcerated	136,355	136,768
--	---------	---------

C.1.8. Strategy: UNIT AND PSYCHIATRIC CARE

Output (Volume):

Psychiatric Inpatient Average Daily Census	1,813.56	1,813.56
--	----------	----------

C.1.12. Strategy: CONTRACT PRISONS/PRIVATE STATE JAILS

Output (Volume):

Average Number of Offenders in Contract Prisons and Privately Operated State Jails	8,698	8,698
Average Number of Offenders in Work Program Facilities	500	500

C.2.1. Strategy: TEXAS CORRECTIONAL INDUSTRIES

Output (Volume):

Number of Offenders Assigned to the Texas Correctional Industries Program	4,800	4,800
---	-------	-------

C.2.3. Strategy: TREATMENT SERVICES

Output (Volume):

Number of Sex Offenders Receiving Subsidized Psychological Counseling While on Parole/Mandatory Supervision	5,800	5,800
---	-------	-------

C.2.4. Strategy: SUBSTANCE ABUSE FELONY PUNISHMENT

Output (Volume):

Number of Offenders Completing Treatment in Substance Abuse Felony Punishment Facilities	6,500	6,500
--	-------	-------

D. Goal: BOARD OF PARDONS AND PAROLES

D.1.1. Strategy: BOARD OF PARDONS AND PAROLES

Output (Volume):

Number of Parole Cases Considered	97,284	97,284
-----------------------------------	--------	--------

E. Goal: OPERATE PAROLE SYSTEM

Outcome (Results/Impact):

Releasee Annual Revocation Rate	5	5
---------------------------------	---	---

E.1.1. Strategy: PAROLE RELEASE PROCESSING

Output (Volume):

Number of Parole Cases Processed	41,553	41,553
----------------------------------	--------	--------

E.2.1. Strategy: PAROLE SUPERVISION

Output (Volume):

Average Number of Offenders Under Active Parole Supervision	84,690	85,091
---	--------	--------

Efficiencies:

Average Monthly Caseload	62	62
--------------------------	----	----

E.2.2. Strategy: HALFWAY HOUSE FACILITIES

Output (Volume):

Average Number of Releasees in Halfway Houses	2,080	2,080
---	-------	-------

E.2.3. Strategy: INTERMEDIATE SANCTION FACILITIES

Output (Volume):

Average Number of Parolees and Probationers in Intermediate Sanction Facilities	2,956	2,956
---	-------	-------

2. Capital Budget. None of the funds appropriated above may be expended for capital budget items except as listed below. The amounts shown below shall be expended only for the purposes shown and are not available for expenditure for other purposes. Amounts appropriated above and identified in this provision as appropriations either for "Lease Payments to the Master Lease Purchase Program" or for items with an "(MLPP)" notation shall be expended only for the purpose of making lease-purchase payments to the Texas Public Finance Authority pursuant to the provisions of Government Code §1232.103.

	2020	2021
a. Repair or Rehabilitation of Buildings and Facilities		
(1) Expand Infirmary Unit Capacity at Stiles Unit	\$ 3,000,000	\$ UB

DEPARTMENT OF CRIMINAL JUSTICE
(Continued)

b. Acquisition of Information Resource Technologies		
(1) Computer and Software Acquisitions	\$ 1,245,000	\$ 1,245,000
(2) Board of Pardons & Paroles - Computer & Software Acquisitions	<u>101,307</u>	<u>101,307</u>
Total, Acquisition of Information Resource Technologies	\$ 1,346,307	\$ 1,346,307
c. Transportation Items		
(1) Vehicles, Scheduled Replacements	\$ 6,906,786	\$ 6,906,785
(2) Board of Pardons & Paroles - Vehicles	<u>125,000</u>	<u>125,000</u>
Total, Transportation Items	\$ 7,031,786	\$ 7,031,785
d. Acquisition of Capital Equipment and Items		
(1) Agricultural Operations	\$ 502,739	\$ 502,740
(2) Replacement of Operational Support Equipment	2,530,614	2,530,613
(3) Equipment Replacements for Industrial Operations	<u>1,917,210</u>	<u>1,917,210</u>
Total, Acquisition of Capital Equipment and Items	\$ 4,950,563	\$ 4,950,563
e. Data Center Consolidation		
(1) Data Center Consolidation	<u>\$ 20,810,677</u>	<u>\$ 21,195,955</u>
Total, Capital Budget	<u>\$ 37,139,333</u>	<u>\$ 34,524,610</u>
Method of Financing (Capital Budget):		
General Revenue Fund	\$ 35,222,123	\$ 32,607,400
Interagency Contracts - Texas Correctional Industries	<u>\$ 1,917,210</u>	<u>\$ 1,917,210</u>
Total, Method of Financing	<u>\$ 37,139,333</u>	<u>\$ 34,524,610</u>

- 3. Disposition of Construction Appropriation.** Construction appropriations may be used to pay salaries of engineers, architects, superintendents, supervisors, and administrative expenses and support personnel of construction projects; architectural fees and the actual and necessary travel expenses incurred by them or their representatives in making special trips of inspection at the instance of the Board of Criminal Justice or the Department of Criminal Justice's Executive Director or designee during construction or repair of buildings or installation of fixed equipment in buildings. The State Auditor's Office may recommend job titles and rates of pay for salaried positions.
- 4. Temporary Loan of Construction Resources.** The Texas Department of Criminal Justice (TDCJ) may temporarily utilize materials and equipment acquired and personnel paid from one project appropriated for construction, repairs, and renovation, including construction of additional capacity and building maintenance, to construct any other similar project for which funds have been appropriated. The receiving project must reimburse the providing project within twelve months with funds and/or a like amount of materials, equipment, equipment usage, or personnel of equivalent value. Reimbursement with funds may be accomplished by transfer in a manner which records appropriate expenditures to the borrowing project and negative expenditures to the lending project. These transfers may be summary amounts in a manner approved by the Comptroller of Public Accounts. However, TDCJ must maintain adequate detailed records to support summary transfer amounts.
- 5. Architectural Fees.** Notwithstanding other provisions of this Act, in those instances where inmate labor is used on construction projects, the Texas Department of Criminal Justice may pay architectural fees based on the estimated total cost of a project as if it were to be done by a private contractor. The department shall employ an independent firm, separate from the architect, to estimate the total cost of a project. Architectural fees based on the estimated cost shall be governed by other provisions of this Act.
- 6. Utilization of Existing Correctional Facilities.** The department shall give full consideration to utilizing existing correctional facilities located in the State of Texas and currently owned or

DEPARTMENT OF CRIMINAL JUSTICE
(Continued)

operated by federal or local governments. Appropriations to the department may be used for the purposes of leasing, purchasing, or contracting for operations of such facilities if agreements can be reached which are beneficial to the State.

7. Salary Adjustment Authorized. Notwithstanding other provisions of this Act, the Texas Department of Criminal Justice is authorized to adjust salaries of the following position series to rates within the designated salary group for the purpose of recruiting, employing, and retaining career correctional personnel:

- a. Correctional Officer;
- b. Sergeant, Lieutenant, Captain, and Major of Correctional Officers;
- c. Food Service Manager;
- d. Laundry Manager; and
- e. Parole Officer.

Merit raises are prohibited for all employees who are receiving or are eligible to receive step adjustments in the career ladder system. No compression raise may be granted as a result of the salary adjustment authorized in this article.

8. Appropriation: Meals Authorized. The department may charge an amount necessary to recover the cost of a meal provided to an employee. Department employees assigned to work inside correctional facilities or on travel status may receive up to two free meals per shift and employees residing in employee dormitories may receive three free meals per day. None of the funds appropriated above shall be utilized to provide meals to other employees for a charge of less than \$1.00 per meal or to grow, purchase, prepare, or provide food products for employees to use at their homes. All meal fees received are appropriated above in Strategy C.1.5, Institutional Goods. Any fees collected in excess of \$3,030 in fiscal year 2020 and \$3,031 in fiscal year 2021 are appropriated to the department for the same purpose.

9. Benefit Policy Required. The Board of Criminal Justice shall maintain a written policy relating to benefits provided in Riders 8 and 11 specifying the criteria used to award these benefits to employees, and shall maintain a system to account for all costs related to these benefits and all revenues from collection of fees.

10. Appropriation: State-owned Housing Authorized.

- a. The department's Regional Directors, Chief Wardens, Assistant Wardens, Majors of Correctional Officers, Captain of Correctional Officers, Lieutenant of Correctional Officers, Kennel Sergeants, Maintenance Supervisors, and Fire/Safety Managers at each facility may live in state-owned housing at rental rates determined by the department.
- b. Other department employees may live in available state-owned housing as set forth in Article IX, §11.02, Reporting Related to State Owned Housing, of this Act.
- c. All fees received for employee housing are appropriated above in Strategy C.1.7, Institutional Operations and Maintenance, to be used for maintaining employee housing. Any fees collected in excess of \$1,972,012 in fiscal year 2020 and \$1,972,012 in fiscal year 2021 are appropriated to the department for the same purpose.
- d. The state-owned housing, excluding Bachelor's Officers Quarters, at the Texas Department of Criminal Justice shall be a cost recovery program. The total fees charged to employees shall at least cover the cost of maintenance and utilities.

11. Appropriation: Laundry Service. The department may charge an amount necessary to recover the cost for the provision of laundry services. The department may launder or dry clean the uniforms of correctional officers at no charge. None of the funds appropriated above may be used to launder or dry clean other employee clothing or to provide other services unless fees are charged to recover the cost of providing the services. All fees collected for laundry and other related services are appropriated above in Strategy C.1.5, Institutional Goods. Any fees collected in excess of \$855,075 in fiscal year 2020 and \$855,075 in fiscal year 2021 are appropriated to the department for the same purpose.

DEPARTMENT OF CRIMINAL JUSTICE
(Continued)

- 12. Employee Medical Care.** Appropriations made in this Act may also be expended to provide medical attention and hospitalization by correctional medical staff and the correctional hospital facilities, or to pay necessary medical expenses for employees injured while performing the duties of any hazardous position which is not reimbursed by workers' compensation and/or employees' state insurance. For the purpose of this section, "hazardous position" shall mean one for which the regular and normal duties inherently involve the risk or peril of bodily injury or harm. Appropriations made in this Act may also be expended for medical tests and procedures on employees that are required by federal or state law or regulations when the tests or procedures are required as a result of the employee's job assignment or when considered necessary due to potential or existing litigation.
- 13. Hazardous Duty Pay.** Employees hired after August 31, 1985, must occupy positions approved by the Texas Board of Criminal Justice and meet statutory criteria to receive hazardous duty pay.
- 14. Transfer Authority within and between Goals.** Notwithstanding Article IX, §14.01, Appropriation Transfers, of this Act, the Texas Department of Criminal Justice may transfer such amounts as may be necessary within appropriations made for each goal.

Funds may be transferred between goals, provided that before any transfer between goals which will have the cumulative effect of changing expenditures for any goal by more than 20 percent of the amount appropriated for that goal for the fiscal year, written notification of intent to transfer be provided the Governor, the Legislative Budget Board, the Senate Finance Committee, and the House Appropriations Committee.

- 15. Petty Cash Fund Authorized.** The local Petty Cash Revolving Fund in the amount of \$10,000 is continued for the biennium beginning September 1, 2019, and may be used to advance or reimburse transfer agents and for the care and maintenance of convicted felons while en route to the department from points in Texas and elsewhere in the United States; and for the payment of C.O.D. freight and express charges and similar items requiring immediate cash disbursements. The funds shall be reimbursed by warrants drawn and approved by the Comptroller out of appropriated funds to the Texas Department of Criminal Justice.
- 16. Revolving Fund Authorized.** The local Inmate Release Revolving Fund of \$500,000 is continued for each year of the biennium beginning September 1, 2019, and is deposited in a bank or banks in Texas. All inmates released on parole, mandatory supervision, discharge, or conditional pardon shall be paid out of this fund. The fund shall be reimbursed by warrants drawn and approved by the Comptroller out of appropriated funds to the Texas Department of Criminal Justice.
- 17. Appropriation: Agriculture Receipts.** Each year of the biennium the Texas Department of Criminal Justice (TDCJ) may exchange agricultural products for other agricultural products and finished goods, and all revenue accruing from the sale of agricultural commodities or livestock and other revenues as they apply to sales of equipment, salvage, refunds, and to recover damage claims are appropriated above in Strategy C.1.6, Institutional Services. Any revenues collected in excess of \$6,391,832 in fiscal year 2020 and \$6,391,832 in fiscal year 2021 are appropriated to the department for agricultural operations. Any unexpended balance up to \$2,000,000 remaining from revenues on August 31, 2019, and August 31, 2020, is appropriated to allow for continuity of agricultural production and sales cycles which do not conform to fiscal years (fiscal year 2019 unexpended balance estimated to be \$0).
- 18. Appropriation: Acceptance of Grants, Gifts.** The Board of Criminal Justice is authorized to accept federal grants, donations, and gifts, including those of real property, for the programs and projects of the agency. All such gifts, donations, and grants are appropriated above in Goal C, Incarcerate Felons, and Goal E, Operate Parole System, for the purposes for which they are made available, provided, however, that in taking advantage of or accepting funds, the Board shall not incur any indebtedness which would necessitate a supplemental or additional appropriation out of any funds of this State nor deplete any of the funds appropriated to an amount which would necessitate a supplemental or additional appropriation out of any funds of this State to replenish said fund or funds.
- 19. Appropriation: Controlled Substance Receipts.** In addition to the amounts appropriated above, all funds received under Chapter 59, Code of Criminal Procedure, and Chapter 71, Property Code, by the Texas Department of Criminal Justice are appropriated in Strategy F.1.2, Inspector General,

DEPARTMENT OF CRIMINAL JUSTICE
(Continued)

to be used for law enforcement purposes. Any funds unexpended at the close of each fiscal year are appropriated for the following year (fiscal year 2019 unexpended balance estimated to be \$0).

- 20. Appropriation: Texas Correctional Industries Receipts.** Receipts collected from the sales of products produced by Texas Correctional Industries (TCI) are appropriated above in Strategy C.2.1, Texas Correctional Industries. Any receipts collected in excess of \$58,585,389 in fiscal year 2020 and \$58,585,390 in fiscal year 2021 are appropriated to the department for the continued production of TCI goods and services (estimated to be \$0). Any unexpended and unobligated balance up to \$5,000,000 remaining from TCI revenues on August 31, 2019, and August 31, 2020, is appropriated to the department for the same purpose. The State Comptroller shall transfer any unobligated fund balances from TCI receipts in excess of \$5,000,000 to the General Revenue Fund at the end of each fiscal year (fiscal year 2019 unexpended balance estimated to be \$0).
- 21. Appropriation: Unexpended Balances for Increased Offender Populations.** In order to operate new correctional facilities or programs necessary for increased offender populations under the department's supervision, unexpended balances from appropriations made to the Texas Department of Criminal Justice for fiscal year 2020 are hereby appropriated to the Department for fiscal year 2021 contingent upon written notification to the Governor and the Legislative Budget Board by the Texas Board of Criminal Justice, not less than 45 days prior to encumbrance, which details the amount and purpose of expenditures of funds carried into fiscal year 2021 under authority of this provision.
- 22. Transfer Limitation.** Upon any order from a federal court that requires the Texas Department of Criminal Justice to transfer funds from any appropriation made above, those funds which were attempted to be transferred shall lapse and the Comptroller shall return the amount appropriated to its respective source.
- 23. Appropriation: Recreational Facility Fees.** The department may charge an amount necessary to recover the cost for the use of recreation facilities. Fees charged for recreation facilities owned and operated by the department are to be deposited in a special account with the Comptroller of Public Accounts. All recreational facility fees received are appropriated above in Strategy C.1.7, Institutional Operations and Maintenance. Any fees collected in excess of \$21,165 in fiscal year 2020 and \$21,165 in fiscal year 2021 are appropriated to the department for continued operation and maintenance of the department's recreational facilities.
- 24. Aircraft Provision.** Notwithstanding other provisions in this Act, the Texas Department of Criminal Justice (TDCJ) may expend funds from appropriations above to own or lease, operate, and maintain one aircraft and to replace it if necessary. In the event that a temporary need arises, TDCJ may expend funds for the lease or rental of aircraft on an as-needed basis.
- 25. Appropriation: Education and Recreation Program Receipts.** All receipts collected from the operation of facility commissaries and all gifts and other income for inmate welfare accruing together with Education and Recreation Program account balances at the beginning of each year of the biennium beginning September 1, 2019, are appropriated above in Strategy C.1.6, Institutional Services, to the Texas Department of Criminal Justice subject to the following provisions:
- a. All receipts collected shall be deposited in accordance with applicable statutes: (1) in the General Revenue Fund of the State Treasury; (2) in trust with the State Comptroller; or (3) in a local bank account on approval by the State Comptroller.
 - b. Salaries of personnel employed by the Education and Recreation Program shall conform with the provisions of the Classification Plan except as otherwise provided by this Act.
 - c. Funds deposited in Education and Recreation Program accounts shall be expended only with the advance, written approval of the Board of Criminal Justice.
 - d. The department shall expend Education and Recreation Program receipts first for the construction, maintenance, equipment, and operations of recreational facilities and for the income producing operations of the program. Any remaining balances may be expended for other programs benefiting the welfare of department confinees.

Any Education and Recreation Program receipts collected in excess of \$121,577,326 in fiscal year 2020 and \$121,577,327 in fiscal year 2021 are appropriated to the department subject to the above-cited provisions.

DEPARTMENT OF CRIMINAL JUSTICE
(Continued)

26. Appropriation: Parole Supervision Fees. All parole supervision fees collected from offenders in accordance with Government Code §508.182, are appropriated above in Strategy E.2.1, Parole Supervision. Any fees collected in excess of \$7,523,067 in fiscal year 2020 and \$7,523,067 in fiscal year 2021 are appropriated to the department for parole supervision.

27. Postsecondary Education Programs. Out of funds appropriated above in Strategy C.2.2, Academic and Vocational Training, the Texas Department of Criminal Justice may provide postsecondary education courses only to inmates who have:

- a. demonstrated a clear and convincing record of rehabilitation while incarcerated, and
- b. demonstrated an interest in a field of study that lends itself to performing specific and beneficial tasks while incarcerated, and
- c. demonstrated the aptitude and capabilities to do college-level study.

The costs of such postsecondary education programs shall be reimbursed by the inmate as a condition of parole. One hundred percent of the reimbursements are appropriated to Strategy C.2.2, Academic and Vocational Training.

The Texas Department of Criminal Justice may not transfer appropriations out of Strategy C.2.2, Academic and Vocational Training. All of the funds appropriated above in Strategy C.2.2, Academic and Vocational Training, are to be distributed to the community colleges that provide the postsecondary education programs and services. No funds appropriated above in Strategy C.2.2, Academic and Vocational Training, may be retained by TDCJ or the Windham School District for administration. Programs under Strategy C.2.2, Academic and Vocational Training, are to be administered by TDCJ's Rehabilitation Programs Division.

28. Appropriation Transfers Between Fiscal Years. In addition to the transfer authority provided elsewhere in this Act, the Texas Department of Criminal Justice may transfer General Revenue appropriations in an amount not to exceed \$150,000,000 made for fiscal year 2021 to fiscal year 2020, subject to the following conditions provided by this section:

- a. Transfers under this section may be made only:
 - (1) if correctional populations exceed the capacity of the department, or
 - (2) if Federal Funds for Incarcerated Aliens appropriated in fiscal year 2020 to the department are not received in the amount identified in the method of finance for that year, or
 - (3) for any other emergency expenditure requirements, including expenditures necessitated by public calamity.
- b. The transfer authority provided above is exclusive of expenditure needs for Strategy C.1.8, Managed Health Care - Unit and Psychiatric Care, C.1.9, Managed Health Care - Hospital and Clinical Care, and C.1.10, Managed Health Care - Pharmacy.
- c. A transfer authorized by this section must receive the prior approval of the Governor and the Legislative Budget Board.
- d. The Comptroller of Public Accounts shall cooperate as necessary to assist the completion of a transfer and spending made under this section.

29. Computer Refurbishing Program. The Texas Department of Criminal Justice shall use funds appropriated above in Strategy C.2.1, Texas Correctional Industries, to develop and implement an inmate work program in which donated, second-hand computers are refurbished in prisons for use by public schools.

30. Correctional Officer Training. Out of funds appropriated above, the Texas Department of Criminal Justice shall provide at least 284 hours of training for new correctional officers.

31. Ombudsman Activity. From funds appropriated above, the Ombudsman for the Texas Department of Criminal Justice (TDCJ) shall respond to all agency and legislatively referred

DEPARTMENT OF CRIMINAL JUSTICE
(Continued)

complaints in a timely manner. TDCJ shall develop performance measures, trend analysis, and a method of resolution for issues presented. TDCJ shall provide summary reports regarding this activity to the Legislative Budget Board and the Governor on an annual basis.

- 32. Safe Prisons Program.** From funds appropriated above, the Texas Department of Criminal Justice (TDCJ) shall maintain a Safe Prisons Program for the purpose of preventing and limiting the number of sexual assaults by inmates on inmates. Strategies to prevent sexual assaults that may be used in the Safe Prisons Program include, but are not limited to, use of protective custody; use of an inmate's assault history in making cell assignments; use of an inmate's likelihood of victimization in cell assignments; education of correctional officers on the importance of preventing sexual assault; education of new prisoners on the risks of sexual assault, including prosecution; and use of surveillance cameras. TDCJ shall report annually to the Legislative Budget Board and the Governor the number of sexual assaults by inmates on inmates and the actions taken on each assault. Additional reporting elements may be established by the Legislative Budget Board and the Governor. TDCJ shall designate a Safe Prisons Program coordinator who reports directly to the TDCJ Executive Director.
- 33. Appropriation: Refunds of Unexpended Balances from CSCDs.** The Texas Department of Criminal Justice (TDCJ) shall maintain procedures to ensure that the state is refunded all unexpended and unencumbered balances of state funds held as of the close of this biennium by local community supervision and corrections departments (CSCDs). All estimated fiscal years 2018-19 refunds received from CSCDs by TDCJ are appropriated above in Strategies A.1.1, Basic Supervision, A.1.2, Diversion Programs, A.1.3, Community Corrections, and A.1.4, Treatment Alternatives to Incarceration. All refunds received by TDCJ shall be redistributed by TDCJ for the benefit of the community supervision and corrections system and to implement one or more commitment reduction plans authorized by Senate Bill 1055 enacted during the Eighty-second Legislature, Regular Session, 2011 (estimated to be \$0). TDCJ shall review, at least quarterly, CSCDs' use of state funding from Strategies A.1.2, Diversion Programs, and A.1.4, Treatment Alternatives to Incarceration Program, and deobligate and reallocate CSCDs' unexpended and unencumbered state funds within the biennium in a timely manner.
- 34. Transportation - Substance Abuse.** From funds appropriated above, the Texas Department of Criminal Justice shall provide transportation for inmates who are released from Substance Abuse Felony Punishment Facilities (SAFPF) or In-Prison Therapeutic Community (IPTC) facilities and transferred to a residential setting.
- 35. Interagency Contract for Legal Services.** Out of funds appropriated above, \$1.3 million for each fiscal year of the 2020-2021 biennium is for an interagency contract with the Office of the Attorney General for legal services provided by the Office of the Attorney General to the Texas Department of Criminal Justice (TDCJ). Any interagency contract funded by appropriated funds may not exceed reasonable attorney fees for similar legal services in the private sector, shall not jeopardize the ability of TDCJ to carry out its legislative mandates, and shall not affect the budget for TDCJ such that employees must be terminated in order to pay the amount of the interagency contract.
- 36. Continuity of Care.**
- (a) Out of the funds appropriated above in Strategy B.1.1, Special Needs Programs and Services, the Texas Correctional Office on Offenders with Medical or Mental Impairments (TCOOMMI) shall coordinate with the Texas Department of State Health Services, county and municipal jails, and community centers as defined in the Health and Safety Code §534.001 on establishing methods for the continuity of care for pre- and post-release activities of defendants who are returned to the county of conviction after the defendant's competency has been restored.
 - (b) As part of the Continuity of Care Plan and in an amount not to exceed \$500,000 each fiscal year, HHSC shall provide a 90-day post-release supply of medication to defendants who, after having been committed to a state mental health facility for restoration of competency under Chapter 46B, Code of Criminal Procedure, are being returned to the committing court for trial. The 90-day supply of medication shall be the same as prescribed in the Continuity of Care Plan prepared by the state mental health facility. Out of funds appropriated above in Strategy B.1.1, Special Needs Programs and Services, TCOOMMI shall enter into a memorandum of understanding with HHSC for the purpose of reimbursing HHSC in an

DEPARTMENT OF CRIMINAL JUSTICE
(Continued)

amount not to exceed \$500,000 each fiscal year for providing medication to defendants. TCOOMMI shall report amounts reimbursed to HHSC to the appropriate legislative oversight committees by October 1 of each fiscal year.

37. **Texas State Council for Interstate Adult Supervision Authority.** Out of funds appropriated above, TDCJ shall provide reimbursement of travel expenses incurred by members of the Texas State Council for Interstate Adult Offender Supervision while conducting the business of the council in accordance with Government Code, Chapters 510 and 2110, and provisions of this Act related to the per diem of board or commission members.
38. **Advisory Committee on Offenders with Medical or Mental Impairments.** Out of the funds appropriated above, TDCJ shall provide reimbursement of travel expenses incurred by members of the Advisory Committee on Offenders with Medical or Mental Impairments incurred while conducting business of the committee in accordance with Government Code, Chapter 2110, Health and Safety Code, Chapter 614, and provisions of this Act related to the per diem of board or commission members.
39. **Medically Recommended Intensive Supervision.** From funds appropriated above, the Texas Department of Criminal Justice (TDCJ) shall maintain an automated report to assist in identifying offenders eligible for medically recommended intensive supervision (MRIS). TDCJ shall maintain uniform diagnosis codes to signal offenders eligible for release on MRIS. TDCJ shall expedite its screening process for MRIS by requesting an offender's board file at the same time it assigns a caseworker to complete an interview of the offender.
40. **Unexpended Balance Authority for Special Needs Programs and Services.** Any unexpended balances as of August 31, 2020, for the Texas Department of Criminal Justice in appropriations made above in Strategy B.1.1, Special Needs Programs and Services, are appropriated to the department for the fiscal year beginning September 1, 2020, for the same purpose.
41. **Monitoring of Community Supervision Diversion Funds.** From funds appropriated above, the Texas Department of Criminal Justice (TDCJ) shall maintain a specific accountability system for tracking community supervision funds targeted at making a positive impact on the criminal justice system.

In addition to continuing the recommendations made by the State Auditor's Office in the September 2012 report (Report No. 13-004) to the Texas Department of Criminal Justice regarding the monitoring of community supervision and corrections departments (CSCDs) to ensure that Diversion Program grant funds have been spent as intended, the agency shall implement a monitoring system so that the use of funds appropriated in Strategies A.1.2, A.1.3, and A.1.4. can be specifically identified.

The agency shall produce, on an annual basis, detailed monitoring, tracking, utilization, and effectiveness information on the above mentioned funds. This information shall include information on the impact of any new initiatives. Examples include number of offenders served, number of residential beds funded, number of community supervision officers hired, and caseload sizes. The agency shall provide documentation regarding the methodology used to distribute the funds. In addition to any other requests for information, the agency shall report the above information for the previous fiscal year to the Legislative Budget Board and the Governor's Office by December 1st of each year.

42. **Withholding of Funds.** The Texas Department of Criminal Justice (TDCJ) may withhold the distribution of funds allocated in Goal A, Provide Prison Diversions, to community supervision and corrections departments (CSCDs) that fail to comply with TDCJ data reporting requirements that include, but are not limited to, data required for the Community Supervision Tracking System, Quarterly Financial Reports, Monthly Community Supervision and Corrections Reports, Caseload Reports, Program Output reports and other data required by TDCJ for accountability purposes.
43. **Correctional Managed Health Care.** The use of appropriated funds to the Texas Department of Criminal Justice for managed health care (CMHC) for offenders in custody shall be governed by the specific limitations included in this rider.

DEPARTMENT OF CRIMINAL JUSTICE
(Continued)

a. Managed Health Care Staff Loan Repayment

1. None of the funds appropriated above shall be used for loan repayment assistance for medical and mental health care staff without prior approval of the Legislative Budget Board.

b. Correctional Managed Health Care Committee

1. None of the funds appropriated above shall be used for payment of salaries, operating expenses, or travel expenses for staff of the Correctional Managed Health Care Committee.
2. From funds appropriated above, the Texas Department of Criminal Justice may provide reimbursement of travel expenses incurred by the members of the Correctional Managed Health Care Committee with prior approval of the Legislative Budget Board.

c. Strategy C.1.8, Managed Health Care - Unit and Psychiatric Care

1. Together with the Texas Tech University Health Sciences Center and the University of Texas Medical Branch, the Texas Department of Criminal Justice shall approve a staffing model and services by unit that conform to the available annual appropriation in Strategy C.1.8, Managed Health Care - Unit and Psychiatric Care, before the beginning of each fiscal year.
2. The Texas Tech University Health Sciences Center and the University of Texas Medical Branch, shall provide unit medical and psychiatric care based on the jointly developed staffing model and services approved by the Texas Department of Criminal Justice.
3. To the extent possible, the Texas Department of Criminal Justice shall maintain at least one Correctional Officer or other staff that is a licensed health care professional on duty per unit at all times.
4. Receipts from inmate health care fees collected from offenders in accordance with Government Code, Section 501.063, are appropriated above in Strategy C.1.8, Managed Health Care - Unit and Psychiatric Care, estimated to be \$2,000,000 in General Revenue Funds in fiscal year 2020 and estimated to be \$2,000,000 in General Revenue Funds in fiscal year 2021. Any receipts collected in excess of \$2,000,000 in fiscal year 2020 and \$2,000,000 in fiscal year 2021 are appropriated to the department to pay the cost of correctional health care.

d. Strategy C.1.9, Managed Health Care - Hospital and Clinical Care

1. The University of Texas Medical Branch shall provide inpatient and outpatient hospital services and physician services at the University of Texas Medical Branch Hospital Galveston for offenders in the custody of the Texas Department of Criminal Justice. Inpatient services shall be reimbursed at an amount no greater than would be produced using UTMB's Medicare standard dollar amount (SDA) with an add-on of \$2,496 and the appropriate relative weight. The add-on is intended to continue funding for graduate residency slots. Hospital outpatient services and physician services shall be reimbursed at a rate not to exceed cost.
2. The Texas Tech University Health Sciences Center, the University of Texas Medical Branch, and any other contracted CMHC health care providers shall provide inpatient and outpatient hospital services through contract hospital providers for offenders in the custody of the Texas Department of Criminal Justice at a rate not to exceed 100 percent of what would be paid for similar services according to the Medicare reimbursement methodology. The Texas Department of Criminal Justice may pay a rate in excess of Medicare reimbursement rates only after receiving prior written approval from the Legislative Budget Board.
3. The Texas Department of Criminal Justice may provide for a medical review of the appropriateness of non-emergency medical procedures provided by the University of Texas Medical Branch Hospital Galveston.
4. It is the intent of the legislature that any inpatient hospital costs that exceed UTMB's Medicare SDA with an add-on of \$2,496 and the appropriate relative weight will not be reimbursed by the state.

DEPARTMENT OF CRIMINAL JUSTICE
(Continued)

5. When requesting the approval of the Legislative Budget Board (LBB) to pay a rate in excess of Medicare reimbursement rates as described in subsection (d)(2) above, the Texas Department of Criminal Justice shall submit in a timely manner the request along with adequate information for evaluating the request. Any additional information requested by the LBB must be submitted promptly and in a manner prescribed by the LBB. The request shall be considered approved unless the LBB issues a written disapproval within 30 business days after the date LBB staff concludes its review of the request and forwards the review to the Chair of the House Appropriations Committee, Chair of the Senate Finance Committee, Speaker of the House, and Lieutenant Governor. Any requests for additional information by the LBB interrupts the counting of the 30 business days.
- e. Transferability
1. Notwithstanding Rider 14 of this Article and Article IX, Sec. 14.01, the Texas Department of Criminal Justice shall not transfer any appropriations between Strategies C.1.8, Managed Health Care - Unit and Psychiatric Care; C.1.9, Managed Health Care - Hospital and Clinical Care, and C.1.10, Managed Health Care - Pharmacy, without prior approval of the Legislative Budget Board. When requesting the approval of the Legislative Budget Board to transfer appropriations between correctional managed health care strategies, the Texas Department of Criminal Justice shall submit in a timely manner the request along with adequate information for evaluating the request. Any additional information requested by the Legislative Budget Board must be submitted promptly and in a manner prescribed by the Legislative Budget Board. The request shall be considered approved unless the Legislative Budget Board issues a written disapproval within 30 business days after the date the Legislative Budget Board staff concludes its review of the request and forwards the review to the Chair of the House Appropriations Committee, Chair of the Senate Finance Committee, Speaker of the House, and Lieutenant Governor. Any requests for additional information by the Legislative Budget Board interrupts the counting of the 30 business days.
 2. This transferability limitation extends to the Texas Tech University Health Sciences Center and the University of Texas Medical Branch, upon receipt of funding from the Texas Department of Criminal Justice.
- f. Reimbursement to Contracted Health Care Providers
1. At the beginning of each quarter, the Texas Department of Criminal Justice shall prepay the Texas Tech University Health Sciences Center and the University of Texas Medical Branch, one quarter of the annual appropriation for services to be rendered under contract.
 2. The Texas Department of Criminal Justice shall reimburse the Texas Tech University Health Sciences Center and the University of Texas Medical Branch, for actual costs, including indirect administrative services based on generally accepted accounting principles. Reimbursement for indirect administrative services is capped at 2.75 percent of annual reimbursements for services rendered under contract. The total reimbursements shall not exceed amounts appropriated above in Strategies C.1.8, Managed Health Care - Unit and Psychiatric Care, C.1.9, Managed Health Care - Hospital and Clinical Care, and C.1.10, Managed Health Care - Pharmacy, unless prior approval is provided by the Legislative Budget Board.
 3. Informational Item - In addition to the CMHC appropriations made above in TDCJ, other CMHC-related appropriations are made elsewhere in the General Appropriations Act. Certain University of Texas Medical Branch (UTMB) and Texas Tech University Health Sciences Center (TTUHSC) employees deliver TDCJ-contracted CMHC services. UTMB and TTUHSC receive General Revenue Funds in state reimbursements for a portion of the benefits provided to these university employees. This funding is provided through the various state agencies/systems that administer benefits for higher education employees.
 4. University of Texas Medical Branch and Texas Tech University Health Sciences Center are prohibited from using reimbursements and/or payments for correctional managed health care for any purpose other than the provision of correctional managed health care.

DEPARTMENT OF CRIMINAL JUSTICE
(Continued)

g. Reporting Requirements

1. The Texas Department of Criminal Justice is required to submit quarterly to the Legislative Budget Board and the Office of the Governor a report detailing:
 - i. correctional managed health care actual and projected expenditures for unit and psychiatric care, hospital and clinical care, and pharmacy;
 - ii. health care utilization and acuity data; and
 - iii. other health care information determined by the Office of the Governor and the Legislative Budget Board.
2. The Texas Tech University Health Sciences Center, the University of Texas Medical Branch, and any other contracted CMHC health care providers shall provide the Texas Department of Criminal Justice with necessary documentation to fulfill the reporting requirements contained in this section.
3. TDCJ shall submit a report to the Legislative Budget Board describing the cost containment efforts used to improve efficiency and manage costs in the Correctional Managed Health Care system in the previous fiscal year by September 30 of each fiscal year.

h. Managed Health Care Operational Shortfalls

1. If deemed necessary by the Texas Department of Criminal Justice, appropriations may be transferred into Strategies C.1.8, Managed Health Care - Unit and Psychiatric Care, C.1.9, Managed Health Care - Hospital and Clinical Care, and C.1.10, Managed Health Care - Pharmacy, with prior approval of the Legislative Budget Board.
2. In addition to transfer authority provided elsewhere in this Act, the Texas Department of Criminal Justice may transfer General Revenue appropriations made in Strategies C.1.8, Managed Health Care - Unit and Psychiatric Care, C.1.9, Managed Health Care - Hospital and Clinical Care, and C.1.10, Managed Health Care - Pharmacy, for fiscal year 2021 to fiscal year 2020 with prior approval of the Legislative Budget Board.
3. When requesting the approval of the Legislative Budget Board to transfer appropriations for the purposes described in paragraphs h.1. and h.2. above, the Texas Department of Criminal Justice shall submit in a timely manner the request along with adequate information for evaluating the request. Any additional information requested by the Legislative Budget Board must be submitted promptly and in a manner prescribed by the Legislative Budget Board. The request shall be considered approved unless the Legislative Budget Board issues a written disapproval within 30 business days after the date the Legislative Budget Board staff concludes its review of the request and forwards the review to the Chair of the House Appropriations Committee, Chair of the Senate Finance Committee, Speaker of the House, and Lieutenant Governor. Any requests for additional information by the Legislative Budget Board interrupts the counting of the 30 business days.

44. Battering Intervention and Prevention Program. Out of funds appropriated above in Strategy A.1.2, Diversion Programs, the Texas Department of Criminal Justice (TDCJ) shall allocate \$1,750,000 in fiscal year 2020 and \$1,750,000 in fiscal year 2021 for funding the Battering Intervention and Prevention Program (BIPP) in the manner required by Article 42.141 of the Code of Criminal Procedure. The BIPP shall be administered using a statewide allocation of direct grants from TDCJ to local non-profit organizations in the manner described in Government Code §509.011. Funds subject to this provision shall be allocated at the local level and designated for use only for these programs. Funds subject to this provision may not be utilized for administrative expenses of local community supervision and corrections departments nor may they be used to supplant local funding.

Out of funds appropriated above in Goal F, Indirect Administration, TDCJ shall conduct an evaluation of the effectiveness of programs and services provided through BIPP grants during the 2018-2019 biennium. The evaluation shall specify measurements of effectiveness, include qualitative program analysis, and include a progress report on the programs and services provided through BIPP grants during fiscal year 2020. TDCJ shall report the findings of the evaluation to the Legislative Budget Board and the Governor no later than September 1, 2020.

DEPARTMENT OF CRIMINAL JUSTICE
(Continued)

- 45. Misdemeanor Funding.** The Texas Department of Criminal Justice shall distribute funds at a rate not to exceed \$0.70 per day for each misdemeanor defendant directly supervised by a community supervision and corrections department. Funding for each misdemeanor defendant may not exceed the period of time authorized by statute.
- 46. Utilization of Correctional Institution Beds Above 96 Percent Capacity.** Out of funds appropriated above in Goal C, Incarcerate Felons, the Texas Department of Criminal Justice shall utilize correctional institution beds above 96 percent capacity to the fullest extent possible. The utilization of bed capacity is not to prohibit meeting inmate classification and custody level requirements or medical and mental health care responsibilities.
- 47. Ombudsman Reporting.** Out of funds appropriated above, the Texas Department of Criminal Justice's (TDCJ) Ombudsman shall provide annual reports to the Governor, Lieutenant Governor, Speaker of the House, and the legislative committees tasked with criminal justice and appropriations on the number and types of inquiries made, the resolution of each inquiry, and how each inquiry was resolved. These reports shall also be made available to the public. TDCJ's Ombudsman shall submit the annual reports no later than December 1st of each fiscal year for the preceding fiscal year's activity.
- 48. Parole and Reentry Reporting.** Out of funds appropriated above, the Texas Department of Criminal Justice's (TDCJ) Reentry and Integration Division and Parole Division shall submit an annual joint report to the Governor, Lieutenant Governor, Speaker of the House, and the legislative committees tasked with criminal justice and appropriations, capturing:
- a. the number of referrals given by parole officers for specific needs, such as housing, medical care, treatment for substance abuse or mental illness, veterans services, basic needs, etc.;
 - b. the outcomes of these referrals and identified areas where referrals are not possible due to unavailable resources or providers;
 - c. the outcomes of programs and services that are available to releasees, with outcomes based on reentry coordinator follow-up inquiries evaluating offenders' progress after release;
 - d. the common reentry barriers identified during releasees' individual assessments, including in areas of housing, medical care, treatment for substance abuse or mental illness, veterans services, or other basic needs;
 - e. the common reentry benefits and services that reentry coordinators help releasees obtain or apply for;
 - f. information on available community resources; and
 - g. data regarding parole officer and reentry coordinator training.
- These annual joint reports shall also be made available to the public. TDCJ shall submit the annual joint report no later than December 1st of each fiscal year for the preceding fiscal year's activity.
- 49. Payments to District Clerks.** Out of funds appropriated above, the district clerks in counties with four or more Texas Department of Criminal Justice (TDCJ) operational correctional facilities are to be allocated, during each fiscal year of the biennium, an amount not to exceed \$12,000 to be allocated in equal monthly installments. The allocation must be used for the purpose of covering costs incurred in the filing of TDCJ inmate correspondence.
- 50. Track Substance Abuse Felony Punishment Facilities Completion Rates.** Out of funds appropriated above, the Texas Department of Criminal Justice (TDCJ) shall track program completion rates of offenders in Substance Abuse Felony Punishment Facilities to determine where improvements can be made and where resources should be allocated. TDCJ shall report the findings to the Legislative Budget Board and the Governor no later than September 1st of each even-numbered year.
- 51. Sale of State-owned Land, Facilities, or Property.** Pursuant to the provisions of Government Code, Section 496.0021, should the Texas Department of Criminal Justice (TDCJ) determine that land, facilities, or property owned by the department is appropriate for sale, TDCJ shall obtain

DEPARTMENT OF CRIMINAL JUSTICE
(Continued)

prior approval from the Legislative Budget Board before the expenditure of funds to sell land, facilities, or property. In addition to the amounts appropriated above, the proceeds from the sale are appropriated to the department from the Capital Trust Fund.

- 52. Contingency for Behavioral Health Funds.** Notwithstanding appropriation authority granted above, the Comptroller of Public Accounts shall not allow the expenditure of General Revenue-Related behavioral health funds for the Department of Criminal Justice in Strategies A.1.2, Diversion Programs, A.1.3, Community Corrections, A.1.4, Treatment Alternatives To Incarceration Program, B.1.1, Special Needs Programs and Services, C.1.8, Managed Health Care - Unit and Psychiatric Care, C.1.10, Managed Health Care - Pharmacy, C.2.3, Treatment Services, C.2.4, Substance Abuse Treatment - Substance Abuse Felony Punishment Facilities, and C.2.5, Substance Abuse Treatment - In-Prison Treatment and Coordination, in fiscal year 2020 or fiscal year 2021, as identified in Art. IX, Sec. 10.04, Statewide Behavioral Health Strategic Plan and Coordinated Expenditures, if the Legislative Budget Board provides notification to the Comptroller of Public Accounts that the agency's planned expenditure of those funds in fiscal year 2020 or fiscal year 2021 does not satisfy the requirements of Art. IX, Sec. 10.04, Statewide Behavioral Health Strategic Plan and Coordinated Expenditures.
- 53. Harris County Community Corrections Facility.** Out of funds appropriated above in Strategy A.1.2, Diversion Programs, \$6,000,000 in fiscal year 2020 and \$6,000,000 in fiscal year 2021 in discretionary grants shall be made to the Harris County Community Supervision and Corrections Department for the continued operations of the Harris County Community Corrections Facility.
- 54. Notification of Federal Regulatory Action.** Out of funds appropriated above, the Texas Department of Criminal Justice shall notify the Legislative Budget Board within ten business days of the implementation of any federal regulatory action that reduces maximum allowable per-minute inmate telephone rates and report the department's time line for administering changes to implement the federal action. In addition, within 45 business days of any federal regulatory action, the Texas Department of Criminal Justice shall provide a five-year projection of revenue generated by the Offender Telephone System to the Legislative Budget Board, the Comptroller, and the Attorney General. This projection shall include estimates of revenue before and after the federal regulatory change. The agency projection of revenue following the regulatory action shall incorporate an estimate of additional revenue generated by call volume increases related to the lower per-minute rate.
- 55. Prescriptions Provided Upon Release from a Correctional Facility.** Included in the amounts appropriated above in Strategy C.1.10, Managed Health Care-Pharmacy, is funding to extend prescriptions to 30 days at the discretion of contracted medical staff to offenders upon release from TDCJ correctional facilities. Emphasis shall be placed on mental health issues and medical issues that would be impacted by a lapse in medication.
- 56. Pretrial Diversion.** Included the amounts appropriated in Strategy A.1.2, Diversion Programs, is \$5,170,653 in fiscal year 2020 and \$5,170,653 in fiscal year 2021 in General Revenue for county pretrial diversion programs for misdemeanor and felony offenses. No funds appropriated in Strategy A.1.2, Diversion Programs, shall be used to fund pretrial services other than pretrial diversion programs.
- 57. Estimates of Future Funds.** The Texas Department of Criminal Justice shall include estimates of future Federal Funds, Other Funds, and 100 percent federally funded full-time equivalent positions in the agency's Legislative Appropriation Request.
- 58. Monitoring of Temperature and Temperature Related Deaths.** Out of funds appropriated above, TDCJ shall annually produce a report to the Legislature no later than December 31 of each year on offender complaints related to temperature, cases of environmental hyperthermia or death caused by temperature or exacerbated by temperature, and agency procedures used to manage temperature and mitigate excessive heat in TDCJ facilities.
- 59. Reentry Services Pilot Programs.** Included in the amounts appropriated above is \$250,000 in fiscal year 2020 and \$250,000 in fiscal year 2021 in General Revenue in Strategy C.2.3, Treatment Services, for the Department of Criminal Justice (TDCJ) to enter into an agreement with the City of Houston to establish and operate a pilot program for reentry services to offenders released from TDCJ facilities who are returning to the Houston area. Also included in the amounts appropriated above is \$250,000 in fiscal year 2020 and \$250,000 in fiscal year 2021 in General Revenue in Strategy C.2.3, Treatment Services, for TDCJ to enter into an agreement with the City of Dallas to establish and operate a pilot program for reentry services to offenders released from TDCJ

DEPARTMENT OF CRIMINAL JUSTICE
(Continued)

facilities who are returning to the Dallas area. The pilot programs shall implement reentry services in the City of Houston and the City of Dallas, which may enter into agreements with non-profit entities, faith-based organizations, community groups, and the private sector for the provision of reentry services. TDCJ shall report on the recidivism rate and effectiveness of each program to the Legislative Budget Board and the Office of the Governor no later than January 1 of each fiscal year.

- 60. Report on Warrants Issued for Parole Violations.** From funds appropriated above, the Texas Department of Criminal Justice (TDCJ) in coordination with relevant stakeholders shall review policies and submit a report to the Governor, the Legislative Budget Board, the chair of the appropriate House and Senate Committees, and members of the legislature on agency procedures related to warrants issued for parole violations, or blue warrants, not later than December 1, 2020. The report shall include recommendations for expediting and/or streamlining the blue warrant process, specifically regarding administrative violations and misdemeanors.
- 61. Developmental Disabilities Program.** Included in the amounts appropriated above, the Department of Criminal Justice (TDCJ) is appropriated \$226,250 in fiscal year 2020 and \$226,250 in fiscal year 2021 in General Revenue in Strategy C.1.8, Managed Health Care - Unit and Psychiatric Care, for the operation of an occupational therapy program for offenders in the Developmental Disabilities Program at the Crain and Hodge Units.
- 62. Office of the Inspector General.** From funds appropriated above, the Texas Department of Criminal Justice (TDCJ) shall not transfer appropriations from Strategy F.1.2, Office of the Inspector General (OIG), without prior written approval from the Governor and the Legislative Budget Board. TDCJ shall not reduce the number of full-time equivalent positions (FTEs) allocated to OIG (172.3 FTEs) without prior written approval from the Governor and the Legislative Budget Board.
- TDCJ shall provide indirect support and administrative resources as necessary to enable OIG to fulfill statutory responsibilities, and the manner in which they are provided shall not infringe on the independence of those offices.
- Budget requests or other requests related to the General Appropriations Act provisions shall be submitted by TDCJ in a manner that maintains the independence of the OIG.
- 63. Career Ladder Restructure and Salary Increases.** Included in the amounts appropriated above to the Texas Department of Criminal Justice, in Strategy C.1.1, Correctional Security Operations, is \$38,358,670 in fiscal year 2020 and \$38,358,669 in fiscal year 2021 in General Revenue to restructure the career ladder and provide salary increases for correctional officers, food service managers, and laundry staff. Also included in the amounts appropriated above in Strategy E.2.1, Parole Supervision, is \$3,673,615 in fiscal year 2020 and \$3,673,616 in fiscal year 2021 in General Revenue to restructure the career ladder and provide salary increases for parole officers.
- Included in the amounts appropriated above to the Board of Pardons and Paroles in Strategy D.1.2, Revocation Processing, is \$210,500 in fiscal year 2020 and \$210,500 in fiscal year 2021 in General Revenue to restructure the career ladder and provide salary increases for revocation hearing officers. Also included in the amounts appropriated above in Strategy D.1.3, Institutional Parole Operations, is \$570,000 in fiscal year 2020 and \$570,000 in fiscal year 2021 in General Revenue to restructure the career ladder and provide salary increases for institutional parole officers.
- 64. Mental Health Therapeutic Diversion Reporting.** Included in the amounts appropriated above in Strategy C.1.8, Managed Health Care-Unit and Psychiatric Care, the Department of Criminal Justice (TDCJ) shall conduct an evaluation of the effectiveness of its Mental Health Therapeutic Diversion Program. The report shall contain a qualitative analysis of services provided and annual program performance measures, including the number of placements and successful/unsuccessful completions. TDCJ shall report the findings of the evaluation to the Legislative Budget Board and the Governor no later than December 1, 2020.
- 65. Expansion of Mental Health Caseloads in Rural Areas.** Out of the funds appropriated above, the Texas Correctional Office on Offenders with Medical or Mental Impairments (TCOOMMI) is appropriated \$2,412,500 in fiscal year 2020 and \$2,362,500 in fiscal year 2021 in General Revenue in Strategy B.1.1, Special Needs Programs and Services, for the expansion of mental health caseloads for probationers and parolees that serve offenders with a high criminogenic risk and clinical care need in rural areas.

DEPARTMENT OF CRIMINAL JUSTICE
(Continued)

66. Additional Sheltered Housing Beds. Out of the funds appropriated above, TDCJ is appropriated \$362,304 in General Revenue and 9.0 FTEs in fiscal year 2020 and \$362,304 in General Revenue and 18.0 FTEs in fiscal year 2021 in Strategy C.1.1, Correctional Security Operations, for the operation of 200 sheltered housing beds at the Stiles Unit in Beaumont, Texas. Out of the funds appropriated above, TDCJ is appropriated \$5,358,460 in fiscal year 2020 and \$2,358,460 in fiscal year 2021 in General Revenue in Strategy C.1.8, Managed Health Care-Unit and Psychiatric Care, for the operation of 200 sheltered housing beds at the Stiles Unit in Beaumont, Texas.

COMMISSION ON FIRE PROTECTION

	For the Years Ending	
	August 31, 2020	August 31, 2021
Method of Financing:		
General Revenue Fund	\$ 1,885,777	\$ 1,885,777
<u>Other Funds</u>		
Appropriated Receipts	\$ 65,000	\$ 65,000
License Plate Trust Fund Account No. 0802, estimated	25,000	25,000
Subtotal, Other Funds	\$ 90,000	\$ 90,000
Total, Method of Financing	\$ 1,975,777	\$ 1,975,777
Other Direct and Indirect Costs Appropriated Elsewhere in this Act	\$ 914,072	\$ 915,464
This bill pattern represents an estimated 100% of this agency's estimated total available funds for the biennium.		
Number of Full-Time-Equivalents (FTE):	31.0	31.0
Schedule of Exempt Positions:		
Executive Director, Group 3	\$123,883	\$123,883
Items of Appropriation:		
A. Goal: EDUCATION & ASSISTANCE		
Provide Fire-related Information and Resources.		
A.1.1. Strategy: FIRE SAFETY EDUCATION	\$ 124,990	\$ 124,990
Fire Safety Information & Educational Programs.		
B. Goal: FIRE DEPARTMENT STANDARDS		
Enforce Fire Department Standards.		
B.1.1. Strategy: CERTIFY & REGULATE FIRE SERVICE	\$ 1,137,469	\$ 1,137,469
Certify and Regulate Fire Departments and Personnel.		
C. Goal: INDIRECT ADMINISTRATION		
C.1.1. Strategy: INDIRECT ADMINISTRATION	\$ 713,318	\$ 713,318
Grand Total, COMMISSION ON FIRE PROTECTION	\$ 1,975,777	\$ 1,975,777
Object-of-Expense Informational Listing:		
Salaries and Wages	\$ 1,683,899	\$ 1,683,899
Other Personnel Costs	64,072	64,072
Professional Fees and Services	6,275	6,275
Consumable Supplies	17,495	17,495
Utilities	3,310	3,310
Travel	79,573	79,573
Rent - Building	425	425
Rent - Machine and Other	4,500	4,500
Other Operating Expense	91,228	91,228
Grants	25,000	25,000
Total, Object-of-Expense Informational Listing	\$ 1,975,777	\$ 1,975,777

COMMISSION ON FIRE PROTECTION
(Continued)

Estimated Allocations for Employee Benefits and Debt Service Appropriations Made Elsewhere in this Act:

Employee Benefits

Retirement	\$ 145,739	\$ 146,467
Group Insurance	549,705	563,761
Social Security	127,741	128,380
Benefits Replacement	<u>2,151</u>	<u>1,829</u>

Total, Estimated Allocations for Employee Benefits and Debt Service Appropriations Made Elsewhere in this Act	\$ <u>825,336</u>	\$ <u>840,437</u>
--	--------------------------	--------------------------

1. **Performance Measure Targets.** The following is a listing of the key performance target levels for the Commission on Fire Protection. It is the intent of the Legislature that appropriations made by this Act be utilized in the most efficient and effective manner possible to achieve the intended mission of the Commission on Fire Protection. In order to achieve the objectives and service standards established by this Act, the Commission on Fire Protection shall make every effort to attain the following designated key performance target levels associated with each item of appropriation.

	<u>2020</u>	<u>2021</u>
B. Goal: FIRE DEPARTMENT STANDARDS		
B.1.1. Strategy: CERTIFY & REGULATE FIRE SERVICE		
Output (Volume):		
Number of Inspections of Regulated Entities	1,120	1,120
Number of Exams Administered	18,000	18,000
Efficiencies:		
Average Cost Per Inspection of Regulated Facilities	425	425
Explanatory:		
Percent of Fire Protection Individuals Who Pass the Certification Exam	90%	90%
Number of Individuals Certified	32,000	32,000
Number of Training Providers Certified	260	260

2. **Appropriations Limited to Revenue Collections.** Fees, fines, and other miscellaneous revenues as authorized and generated by the operation of the Commission on Fire Protection pursuant to Texas Government Code §§419.025 and 419.026 shall cover, at a minimum, the cost of appropriations made above, as well as the amount identified above in the informational item "Other Direct and Indirect Costs Appropriated Elsewhere in this Act" in addition to \$1,500,000 over the biennium. "Other direct and indirect costs" are estimated to be \$914,072 for fiscal year 2020 and \$915,464 for fiscal year 2021. In the event that actual and/or projected revenue collections are insufficient to offset the costs identified by this provision, the Legislative Budget Board may direct that the Comptroller of Public Accounts reduce the appropriation authority provided above to be within the amount of revenue expected to be available.

3. **Appropriations: License Plate Receipts.** Included in the amounts appropriated above in Strategy B.1.1, Certify and Regulate Fire Service, is an amount estimated to be \$25,000 in fiscal year 2020 and \$25,000 in fiscal year 2021 from available balances and revenue collected on or after September 1, 2019, from the sale of license plates as provided by the Texas Transportation Code Sec. 504.414. Any unexpended balances as of August 31, 2020, are appropriated to the Commission on Fire Protection for the fiscal year beginning September 1, 2020.

COMMISSION ON JAIL STANDARDS

	For the Years Ending	
	<u>August 31, 2020</u>	<u>August 31, 2021</u>
Method of Financing:		
General Revenue Fund	\$ 1,438,994	\$ 1,438,994
GR Dedicated - Prisoner Safety Account No. 5172	\$ UB	\$ 0
Appropriated Receipts	<u>\$ 1,425</u>	<u>\$ 1,425</u>
Total, Method of Financing	\$ <u>1,440,419</u>	\$ <u>1,440,419</u>

COMMISSION ON JAIL STANDARDS
(Continued)

This bill pattern represents an estimated 100% of this agency's estimated total available funds for the biennium.

Number of Full-Time-Equivalents (FTE):	23.0	23.0
---	------	------

Schedule of Exempt Positions:		
Executive Director, Group 3	\$121,024	\$121,024

Items of Appropriation:

A. Goal: EFFECTIVE JAIL STANDARDS

Assist Local Govts through Effective Standards & Technical Assistance.

A.1.1. Strategy: INSPECTION AND ENFORCEMENT	\$ 512,974	\$ 512,974
Perform Inspections of Facilities and Enforce Standards.		
A.2.1. Strategy: CONSTRUCTION PLAN REVIEW	139,417	139,417
Assist with Facility Need Analysis and Construction Document Review.		
A.2.2. Strategy: MANAGEMENT CONSULTATION	351,452	351,452
Assist with Staffing Analysis, Operating Plans, & Program Development.		
A.3.1. Strategy: AUDITING POPULATION AND COSTS	42,310	42,310
Collect and Analyze Data Concerning Inmate Population/Backlogs/Costs.		

Total, Goal A: EFFECTIVE JAIL STANDARDS	\$ 1,046,153	\$ 1,046,153
--	--------------	--------------

B. Goal: INDIRECT ADMINISTRATION

B.1.1. Strategy: INDIRECT ADMINISTRATION	\$ 329,621	\$ 329,621
---	------------	------------

C. Goal: PRISONER SAFETY GRANTS

C.1.1. Strategy: PRISONER SAFETY GRANTS	\$ 64,645	\$ 64,645
--	-----------	-----------

Grand Total, COMMISSION ON JAIL STANDARDS	\$ 1,440,419	\$ 1,440,419
--	--------------	--------------

Object-of-Expense Informational Listing:

Salaries and Wages	\$ 1,133,791	\$ 1,133,791
Other Personnel Costs	27,361	28,544
Professional Fees and Services	7,500	7,500
Consumable Supplies	6,740	6,740
Utilities	6,000	6,000
Travel	183,174	183,174
Rent - Building	300	300
Rent - Machine and Other	13,720	13,720
Other Operating Expense	61,833	60,650

Total, Object-of-Expense Informational Listing	\$ 1,440,419	\$ 1,440,419
---	--------------	--------------

Estimated Allocations for Employee Benefits and Debt Service Appropriations Made Elsewhere in this Act:

Employee Benefits

Retirement	\$ 88,849	\$ 89,293
Group Insurance	241,734	246,534
Social Security	75,419	75,796
Benefits Replacement	710	603

Total, Estimated Allocations for Employee Benefits and Debt Service Appropriations Made Elsewhere in this Act	\$ 406,712	\$ 412,226
--	------------	------------

1. Performance Measure Targets. The following is a listing of the key performance target levels for the Commission on Jail Standards. It is the intent of the Legislature that appropriations made by this Act be utilized in the most efficient and effective manner possible to achieve the intended mission of the Commission on Jail Standards. In order to achieve the objectives and service standards established by this Act, the Commission on Jail Standards shall make every effort to attain the following designated key performance target levels associated with each item of appropriation.

COMMISSION ON JAIL STANDARDS
(Continued)

	<u>2020</u>	<u>2021</u>
A. Goal: EFFECTIVE JAIL STANDARDS		
Outcome (Results/Impact):		
Percent of Jails with Management-related Deficiencies	5%	5%
A.1.1. Strategy: INSPECTION AND ENFORCEMENT		
Output (Volume):		
Number of Annual Inspections Conducted	242	242
Number of Special Inspections Conducted	62	62
A.2.1. Strategy: CONSTRUCTION PLAN REVIEW		
Output (Volume):		
Number of On-site Planning and Construction Consultations with Jail Representatives	30	30
A.2.2. Strategy: MANAGEMENT CONSULTATION		
Output (Volume):		
Number of On-site Operation and Management Consultations with Jail Representatives	260	260
Number of On-Site Mental Health Trainings Provided to Jails	165	165
Number of County Jailers Receiving Mental Health Training	3,000	3,000
Efficiencies:		
Average Cost of Mental Health Training Visit	545	545
A.3.1. Strategy: AUDITING POPULATION AND COSTS		
Output (Volume):		
Number of Paper-ready Reports Analyzed	5,900	5,900
 C. Goal: PRISONER SAFETY GRANTS		
Outcome (Results/Impact):		
Number of Jails Receiving Grants from the Prisoner Safety Fund	42	0

2. **Appropriation: Inspection Fees.** The Commission on Jail Standards is appropriated in Strategy A.1.1, Inspection and Enforcement, fees collected to pay only the cost incurred by the commission in performing inspections pursuant to Government Code, §511.0091 (estimated to be \$20,000 in fiscal year 2020 and \$20,000 in fiscal year 2021 from the General Revenue Fund and included in the amounts appropriated above).

3. **Contingency for Behavioral Health Funds.** Notwithstanding appropriation authority granted above, the Comptroller of Public Accounts shall not allow the expenditure of General Revenue-Related Funds for the Commission on Jail Standards in Strategy A.2.2, Management Consultation in fiscal year 2020 or fiscal year 2021, as identified in Art. IX, Sec 10.04, Statewide Behavioral Health Strategic Plan and Coordinated Expenditures, if the Legislative Budget Board provides notification to the Comptroller of Public Accounts that the agency's planned expenditure of those funds in fiscal year 2020 or fiscal year 2021 does not satisfy the requirements of Art. IX, Sec. 10.04, Statewide Behavioral Health Strategic Plan and Coordinated Expenditures.

4. **Appropriation: Unexpended Balance Authority.** Included in the amounts above in Strategy C.1.1, Prisoner Safety Grants, are unexpended and unobligated balances as of August 31, 2019, (estimated to be \$0) in General Revenue - Dedicated Fund 5172, Prisoner Safety Fund, for the fiscal year beginning September 1, 2019, for grants to certain local jails for capital improvements associated with prisoner safety.

JUVENILE JUSTICE DEPARTMENT

	For the Years Ending	
	August 31, 2020	August 31, 2021
Method of Financing:		
General Revenue Fund	\$ 309,230,088	\$ 304,183,289
Federal Funds	\$ 9,123,115	\$ 9,045,461
<u>Other Funds</u>		
Appropriated Receipts	\$ 1,273,896	\$ 1,273,896
Interagency Contracts	691,000	691,000

JUVENILE JUSTICE DEPARTMENT
(Continued)

Interagency Contracts - Transfer from Foundation School Fund No. 193	10,246,603	10,246,603
Subtotal, Other Funds	\$ 12,211,499	\$ 12,211,499
Total, Method of Financing	\$ 330,564,702	\$ 325,440,249

This bill pattern represents an estimated 100% of this agency's estimated total available funds for the biennium.

Number of Full-Time-Equivalents (FTE):	2,704.3	2,704.3
--	---------	---------

Schedule of Exempt Positions: Executive Director, Group 7	\$216,725	\$216,725
--	-----------	-----------

Items of Appropriation:

A. Goal: COMMUNITY JUVENILE JUSTICE		
A.1.1. Strategy: PREVENTION AND INTERVENTION	\$ 3,012,177	\$ 3,012,177
A.1.2. Strategy: BASIC PROBATION SUPERVISION	36,651,788	36,951,633
A.1.3. Strategy: COMMUNITY PROGRAMS	44,679,895	44,679,896
A.1.4. Strategy: PRE & POST ADJUDICATION FACILITIES	24,782,157	24,782,157
Pre and Post Adjudication Facilities.		
A.1.5. Strategy: COMMITMENT DIVERSION INITIATIVES	19,492,500	19,492,500
A.1.6. Strategy: JUVENILE JUSTICE ALTERNATIVE ED Juvenile Justice Alternative Education Programs.	6,250,000	6,250,000
A.1.7. Strategy: MENTAL HEALTH SERVICES GRANTS	14,178,353	14,178,351
A.1.8. Strategy: REGIONAL DIVERSION ALTERNATIVES	10,792,982	10,792,981
A.1.9. Strategy: PROBATION SYSTEM SUPPORT	2,887,617	2,887,617

Total, Goal A: COMMUNITY JUVENILE JUSTICE	\$ 162,727,469	\$ 163,027,312
---	----------------	----------------

B. Goal: STATE SERVICES AND FACILITIES		
B.1.1. Strategy: ASSESSMENT, ORIENTATION, PLACEMENT	\$ 1,846,375	\$ 1,846,375
Assessment, Orientation, and Placement.		
B.1.2. Strategy: FACILITY OPERATIONS AND OVERHEAD	16,871,472	16,728,616
B.1.3. Strategy: FACILITY SUPERVISION & FOOD SERVICE	58,852,313	61,062,710
Facility Supervision and Food Service.		
B.1.4. Strategy: EDUCATION	14,869,045	14,869,045
B.1.5. Strategy: HALFWAY HOUSE OPERATIONS	8,765,288	8,765,288
B.1.6. Strategy: HEALTH CARE	8,131,027	7,858,753
B.1.7. Strategy: PSYCHIATRIC CARE	942,670	922,851
B.1.8. Strategy: INTEGRATED REHABILITATION TREATMENT	11,745,539	11,740,740
B.1.9. Strategy: CONTRACT RESIDENTIAL PLACEMENTS	8,005,600	7,984,000
B.1.10. Strategy: RESIDENTIAL SYSTEM SUPPORT	2,345,695	2,345,695
B.2.1. Strategy: OFFICE OF THE INSPECTOR GENERAL	5,628,870	5,418,870
B.2.2. Strategy: HEALTH CARE OVERSIGHT	1,010,802	1,010,802
B.3.1. Strategy: CONSTRUCT AND RENOVATE FACILITIES	5,332,696	332,696

Total, Goal B: STATE SERVICES AND FACILITIES	\$ 144,347,392	\$ 140,886,441
--	----------------	----------------

C. Goal: PAROLE SERVICES		
C.1.1. Strategy: PAROLE DIRECT SUPERVISION	\$ 2,408,847	\$ 2,320,670
C.1.2. Strategy: PAROLE PROGRAMS AND SERVICES	1,332,980	1,332,980

Total, Goal C: PAROLE SERVICES	\$ 3,741,827	\$ 3,653,650
--------------------------------	--------------	--------------

D. Goal: OFFICE OF THE INDEPENDENT OMBUDSMAN		
D.1.1. Strategy: OFFICE OF THE INDEPENDENT OMBUDSMAN	\$ 970,727	\$ 970,727

E. Goal: JUVENILE JUSTICE SYSTEM		
E.1.1. Strategy: TRAINING AND CERTIFICATION	\$ 1,864,755	\$ 1,864,755
E.1.2. Strategy: MONITORING AND INSPECTIONS	1,788,725	1,788,725

JUVENILE JUSTICE DEPARTMENT
(Continued)

E.1.3. Strategy: INTERSTATE AGREEMENT	220,858	220,858
Total, Goal E: JUVENILE JUSTICE SYSTEM	\$ 3,874,338	\$ 3,874,338
F. Goal: INDIRECT ADMINISTRATION		
F.1.1. Strategy: CENTRAL ADMINISTRATION	\$ 8,907,493	\$ 8,576,693
F.1.2. Strategy: INFORMATION RESOURCES	5,995,456	4,451,088
Total, Goal F: INDIRECT ADMINISTRATION	\$ 14,902,949	\$ 13,027,781
Grand Total, JUVENILE JUSTICE DEPARTMENT	\$ 330,564,702	\$ 325,440,249

Object-of-Expense Informational Listing:

Salaries and Wages	\$ 112,663,442	\$ 115,747,598
Other Personnel Costs	3,771,147	3,770,167
Professional Fees and Services	10,570,708	10,561,086
Fuels and Lubricants	375,274	375,274
Consumable Supplies	1,165,021	1,164,148
Utilities	3,129,730	3,129,730
Travel	926,174	926,174
Rent - Building	1,974,605	1,974,605
Rent - Machine and Other	368,248	368,248
Other Operating Expense	23,332,045	21,472,029
Client Services	1,571,828	1,542,443
Food for Persons - Wards of State	3,102,924	2,982,004
Grants	159,839,852	160,139,695
Capital Expenditures	7,773,704	1,287,048
Total, Object-of-Expense Informational Listing	\$ 330,564,702	\$ 325,440,249

Estimated Allocations for Employee Benefits and Debt Service Appropriations Made Elsewhere in this Act:

Employee Benefits

Retirement	\$ 9,574,419	\$ 9,622,291
Group Insurance	32,657,326	33,317,633
Social Security	8,318,298	8,359,890
Benefits Replacement	84,903	72,168
Subtotal, Employee Benefits	\$ 50,634,946	\$ 51,371,982

Debt Service

TPFA GO Bond Debt Service	\$ 6,814,195	\$ 7,166,599
---------------------------	--------------	--------------

Total, Estimated Allocations for Employee Benefits and Debt Service Appropriations Made Elsewhere in this Act

	\$ 57,449,141	\$ 58,538,581
--	---------------	---------------

1. Performance Measure Targets. The following is a listing of the key performance target levels for the Juvenile Justice Department. It is the intent of the Legislature that appropriations made by this Act be utilized in the most efficient and effective manner possible to achieve the intended mission of the Juvenile Justice Department. In order to achieve the objectives and service standards established by this Act, the Juvenile Justice Department shall make every effort to attain the following designated key performance target levels associated with each item of appropriation.

	2020	2021
A. Goal: COMMUNITY JUVENILE JUSTICE		
Outcome (Results/Impact):		
Rate of Successful Completion of Deferred Prosecution	81%	81%
Rate of Successful Completion of Court-ordered Probation	81%	81%
Re-Referral Rate	16%	16%
A.1.2. Strategy: BASIC PROBATION SUPERVISION		
Output (Volume):		
Average Daily Population of Juveniles under Conditional Release	3,149	3,229
Average Daily Population of Juveniles Supervised under Deferred Prosecution	6,249	6,320
Average Daily Population of Juveniles Supervised under Adjudicated Probation	10,432	10,498
Efficiencies:		
Average State Cost Per Day Per Juvenile Receiving Basic Supervision	5.05	5.05

JUVENILE JUSTICE DEPARTMENT
(Continued)

Explanatory:		
Total Number of Referrals	53,000	53,100
Total Number of Felony Referrals	14,771	14,871
A.1.4. Strategy: PRE & POST ADJUDICATION FACILITIES		
Output (Volume):		
Average Daily Population of Residential Placements	1,991	1,991
Efficiencies:		
Cost Per Day Per Youth for Residential Placement	34.01	34.1
A.1.5. Strategy: COMMITMENT DIVERSION INITIATIVES		
Output (Volume):		
Average Daily Population in Commitment Diversion Initiatives	1,131	1,175
Efficiencies:		
Average State Cost Per Day Per Juvenile in Commitment Diversion Initiatives	47.09	45.45
A.1.6. Strategy: JUVENILE JUSTICE ALTERNATIVE ED		
Output (Volume):		
Number of Mandatory Students Entering Juvenile Justice Alternative Education Programs	1,550	1,550
Mandatory Student Attendance Days in JJAEP during the Regular School Year	64,000	64,000
A.1.8. Strategy: REGIONAL DIVERSION ALTERNATIVES		
Output (Volume):		
Total Number of Individual Regional Diversion Plans Submitted by Juvenile Probation Departments and Approved by the Agency (Each Plan Represents One Juvenile)	245	245
B. Goal: STATE SERVICES AND FACILITIES		
Outcome (Results/Impact):		
Total Number of New Admissions to the Juvenile Justice Department	785	785
Diploma or High School Equivalency Rate (JJD-operated Schools)	45%	45%
Percent Reading at Grade Level at Release	20%	20%
Turnover Rate of Juvenile Correctional Officers	34%	33%
Rearrest/Re-referral Rate	42%	42%
One-year Rearrest/Re-referral Rate for Violent Felony Offenses	10%	10%
Reincarceration Rate: within One Year	23%	23%
Reincarceration Rate: within Three Years	41.5%	41.5%
B.1.1. Strategy: ASSESSMENT, ORIENTATION, PLACEMENT		
Output (Volume):		
Average Daily Population: Assessment and Orientation	83	80
B.1.3. Strategy: FACILITY SUPERVISION & FOOD SERVICE		
Output (Volume):		
Average Daily Population: State Operated Secure Correctional Facilities	928	987
Efficiencies:		
Average Cost Per Day Per Juvenile in State-Operated Secure Correctional Facilities	173.27	169.5
Explanatory:		
Juvenile Per Direct Supervision Juvenile Correctional Officer Staff Per Shift	7.38	7.31
B.1.4. Strategy: EDUCATION		
Output (Volume):		
Average Daily Attendance in JJD-operated Schools	905	862
B.1.5. Strategy: HALFWAY HOUSE OPERATIONS		
Output (Volume):		
Average Daily Population: Halfway House Programs	146	146
Efficiencies:		
Halfway House Cost Per Juvenile Day	164.03	164.48
B.1.6. Strategy: HEALTH CARE		
Efficiencies:		
Cost of Health Care Services Per Juvenile Day	20.21	20.45
B.1.7. Strategy: PSYCHIATRIC CARE		
Efficiencies:		
Cost of Psychiatric Services Per Juvenile Day	2.34	2.4

JUVENILE JUSTICE DEPARTMENT
(Continued)

B.1.8. Strategy: INTEGRATED REHABILITATION TREATMENT

Output (Volume):

Average Daily Population: General Rehabilitation Treatment	957	914
Average Daily Population: Specialized Treatment	745	711

Efficiencies:

General Rehabilitation Treatment Cost Per Juvenile Day	19.85	20.84
Specialized Treatment Cost Per Juvenile Day	17.61	18.49

B.1.9. Strategy: CONTRACT RESIDENTIAL PLACEMENTS

Output (Volume):

Average Daily Population: Contract Programs	135	135
---	-----	-----

Efficiencies:

Capacity Cost in Contract Programs Per Juvenile Day	162.02	162.03
---	--------	--------

C. Goal: PAROLE SERVICES

C.1.1. Strategy: PAROLE DIRECT SUPERVISION

Output (Volume):

Average Daily Population: Parole	435	425
----------------------------------	-----	-----

Efficiencies:

Parole Supervision Cost Per Juvenile Day	15.13	14.96
--	-------	-------

2. Capital Budget. None of the funds appropriated above may be expended for capital budget items except as listed below. The amounts shown below shall be expended only for the purposes shown and are not available for expenditure for other purposes. Amounts appropriated above and identified in this provision as appropriations either for "Lease payments to the Master Lease Purchase Program" or for items with an "(MLPP)" notation shall be expended only for the purpose of making lease-purchase payments to the Texas Public Finance Authority pursuant to the provisions of Government Code §1232.103.

	2020	2021
a. Repair or Rehabilitation of Buildings and Facilities		
(1) Repair/Rehabilitation of State Facilities	\$ 5,000,000	\$ UB
b. Acquisition of Information Resource Technologies		
(1) 100-Modernization of Information Technology and Equipment Refresh	\$ 379,168	\$ 0
(2) 104-Infrastructure Refresh	500,000	0
Total, Acquisition of Information Resource Technologies	\$ 879,168	\$ 0
c. Transportation Items		
(1) 400-Cars (22 vehicles)	\$ 540,800	\$ 0
(2) 401-Vans (4 vehicles)	142,856	0
Total, Transportation Items	\$ 683,656	\$ 0
d. Data Center Consolidation		
(1) 200-Data Center Consolidation	\$ 1,498,198	\$ 1,756,829
e. Cybersecurity		
(1) 107-Cybersecurity Improvements	\$ 585,000	\$ 0
Total, Capital Budget	\$ 8,646,022	\$ 1,756,829
Method of Financing (Capital Budget):		
General Revenue Fund	\$ 8,646,022	\$ 1,756,829
Total, Method of Financing	\$ 8,646,022	\$ 1,756,829

3. Appropriation of Other Agency Funds. Included in the amounts appropriated above in Strategies B.1.3, Facility Supervision and Food Service, and B.1.4, Education, are Appropriated Receipts from unexpended balances remaining in Independent School District Funds (not to exceed \$155,000), the Student Benefit Fund (not to exceed \$140,000), and the Canteen Revolving Funds (not to exceed \$7,500). Any gifts, grants, and donations as of August 31, 2019, and August 31, 2020, (estimated to be \$0), and any revenues accruing to those funds are appropriated to those funds for the succeeding fiscal years. Funds collected by vocational training shops at Juvenile

JUVENILE JUSTICE DEPARTMENT
(Continued)

Justice Department facilities, including unexpended balances as of August 31, 2019, (not to exceed \$21,000), are appropriated for the purpose of purchasing and maintaining parts, tools, and other supplies necessary for the operation of those shops.

- 4. Restrictions, State Aid.** None of the funds appropriated above and allocated to local juvenile probation boards shall be expended for salaries or expenses of juvenile board members. None of the funds appropriated above and allocated to local juvenile probation boards shall be expended for salaries of individual personnel whose annual salary rate exceeds 112 percent of the previous year.
- 5. Revolving Funds.** The Juvenile Justice Department may establish out of any funds appropriated a revolving fund not to exceed \$10,000 in the Central Office, and \$10,000 in each institution, field office, or facility under its direction. Payments from these revolving funds may be made as directed by the department. Reimbursement to such revolving funds shall be made out of appropriations provided for in this Article.
- 6. Student Employment.** Subject to the approval of the Juvenile Justice Department (JJD), students residing in any JJD facility may be assigned necessary duties in the operations of the facility and be paid on a limited basis out of any funds available to the respective institutions or facility not to exceed \$50,000 per year for each institution and \$10,000 per year for any other facility.
- 7. Appropriation and Tracking of Title IV-E Receipts.** The provisions of Title IV-E of the Social Security Act shall be used in order to increase funds available for juvenile justice services. The Juvenile Justice Department (JJD) shall certify to the Texas Department of Family and Protective Services that federal financial participation can be claimed for Title IV-E services provided by counties. JJD shall direct necessary general revenue funding to ensure that the federal match for the Title IV-E Social Security Act is maximized for use by participating counties. Such federal receipts are appropriated to JJD for the purpose of reimbursing counties for services provided to eligible children. In accordance with Article IX, Part 13 of this Act, when reporting Federal Funds to the Legislative Budget Board, JJD must report funds expended in the fiscal year that funds are disbursed to counties, regardless of the year in which the claim was made by the county, received by JJD, or certified by JJD.
- 8. Federal Foster Care Claims.** Out of appropriations made above, the Texas Department of Family and Protective Services and the Juvenile Justice Department shall document possible foster care claims for children in juvenile justice programs and maintain an interagency agreement to implement strategies and responsibilities necessary to claim additional federal foster care funding; and consult with juvenile officials from other states and national experts in designing better foster care funding initiatives.
- 9. Support Payment Collections.** The Juvenile Justice Department shall annually report to the Governor and to the Legislative Budget Board the number of active accounts, including the amounts owed to the state pursuant to the Texas Family Code, §54.06 (a) court orders, and the total amount of funds collected.
- 10. Employee Medical Care.** Appropriations made in this Act for the Juvenile Justice Department (JJD) not otherwise restricted in use may also be expended to provide medical attention by medical staff and infirmaries at JJD facilities, or to pay necessary medical expenses, including the cost of broken eyeglasses and other health aids, for employees injured while performing the duties of any hazardous position which is not reimbursed by workers' compensation and/or employees' state insurance. For the purpose of this section, "hazardous position" shall mean one for which the regular and normal duties inherently involve the risk or peril of bodily injury or harm. Appropriations made in this Act not otherwise restricted in use may also be expended for medical tests and procedures on employees that are required by federal or state law or regulations when the tests or procedures are required as a result of the employee's job assignment or when considered necessary due to potential or existing litigation.
- 11. Safety.** In instances in which regular employees of facilities operated by the Juvenile Justice Department are assigned extra duties on special tactics and response teams, supplementary payments, not to exceed \$200 per month for team leaders and \$150 per month for team members, are authorized in addition to the salary rates stipulated by the provisions of Article IX of this Act relating to the position classifications and assigned salary ranges.

JUVENILE JUSTICE DEPARTMENT
(Continued)

12. Charges to Employees and Visitors.

- a. Collections for services rendered to Juvenile Justice Department (JJD) employees and visitors shall be made by a deduction from the recipient's salary or by cash payment in advance. Such deductions and other receipts for these services from employees and visitors are appropriated to the facility. Refunds of excess collections shall be made from the appropriation to which the collection was deposited.
- b. As compensation for services rendered and notwithstanding any other provision in this Act, any facility under the jurisdiction of JJD may provide free meals for food service personnel and volunteer workers and may furnish housing facilities, meals, and laundry service in exchange for services rendered by interns, chaplains in training, and student nurses.

13. Juvenile Justice Alternative Education Program (JJAEP). Funds transferred to the Juvenile Justice Department (JJD) pursuant to Texas Education Agency (TEA) Rider 27 and appropriated above in Strategy A.1.6, Juvenile Justice Alternative Education Programs, shall be allocated as follows: \$1,500,000 at the beginning of each fiscal year to be distributed on the basis of juvenile age population among the mandated counties identified in Chapter 37, Education Code, and those counties with populations between 72,000 and 125,000 which choose to participate under the requirements of Chapter 37.

The remaining funds shall be allocated for distribution to the counties mandated by §37.011(a) Education Code, at the rate of \$96 per student per day of attendance in the JJAEP for students who are required to be expelled as provided under §37.007, Education Code. Counties are not eligible to receive these funds until the funds initially allocated at the beginning of each fiscal year have been expended at the rate of \$96 per student per day of attendance. Counties in which populations exceed 72,000 but are 125,000 or less, may participate in the JJAEP and are eligible for state reimbursement at the rate of \$96 per student per day.

JJD may expend any remaining funds for summer school programs. Funds may be used for any student assigned to a JJAEP. Summer school expenditures may not exceed \$3.0 million in any fiscal year.

Unexpended balances in fiscal year 2020 shall be appropriated to fiscal year 2021 for the same purposes in Strategy A.1.6.

The amount of \$96 per student per day for the JJAEP is an estimated amount and not intended to be an entitlement. Appropriations for JJAEP are limited to the amounts transferred from the Foundation School Program pursuant to TEA Rider 27. The amount of \$96 per student per day may vary depending on the total number of students actually attending the JJAEPs. Any unexpended or unobligated appropriations shall lapse at the end of fiscal year 2021 to the Foundation School Fund No. 193.

JJD may reduce, suspend, or withhold JJAEP funds to counties that do not comply with standards, accountability measures, or Texas Education Code Chapter 37.

14. Funding for Additional Eligible Students in JJAEPs. Out of funds appropriated above in Strategy A.1.6, Juvenile Justice Alternative Education Programs, a maximum of \$500,000 in each fiscal year (for a maximum of 90 attendance days per child), is allocated for counties with a population of at least 72,000 which operate a JJAEP under the standards of Chapter 37, Texas Education Code. The county is eligible to receive funding from the Juvenile Justice Department at the rate of \$96 per day per student for students who are required to be expelled under §37.007, Education Code, and who are expelled from a school district in a county that does not operate a JJAEP.

15. JJAEP Accountability. Out of funds appropriated above in Strategy A.1.6, Juvenile Justice Alternative Education Programs (JJAEP), the Juvenile Justice Department (JJD) shall ensure that JJAEPs are held accountable for student academic and behavioral success. JJD shall submit a performance assessment report to the Legislative Budget Board and the Governor by May 1, 2020. The report shall include the following:

- a. an assessment of the degree to which each JJAEP enhanced the academic performance and behavioral improvement of attending students;

JUVENILE JUSTICE DEPARTMENT
(Continued)

- b. a detailed discussion on the use of standard measures used to compare program formats and to identify those JJAEPs most successful with attending students;
 - c. student passage rates on the State of Texas Assessments of Academic Readiness (STAAR) in the areas of reading and math for students enrolled in the JJAEP for a period of 75 days or longer;
 - d. standardized cost reports from each JJAEP and their contracting independent school district(s) to determine differing cost factors and actual costs per each JJAEP program by school year;
 - e. average cost per student attendance day for JJAEP students. The cost per day information shall include an itemization of the costs of providing educational services mandated in the Education Code §37.011. This itemization shall separate the costs of mandated educational services from the cost of all other services provided in JJAEPs. Mandated educational services include facilities, staff, and instructional materials specifically related to the services mandated in Education Code, §37.011. All other services include, but are not limited to, programs such as family, group, and individual counseling, military-style training, substance abuse counseling, and parenting programs for parents of program youth; and
 - f. inclusion of a comprehensive five-year strategic plan for the continuing evaluation of JJAEPs which shall include oversight guidelines to improve: school district compliance with minimum program and accountability standards, attendance reporting, consistent collection of costs and program data, training, and technical assistance needs.
- 16. Appropriation Transfers between Fiscal Years.** In addition to the transfer authority provided elsewhere in this Act, the Juvenile Justice Department may transfer appropriations in an amount not to exceed \$10,000,000 in General Revenue made for fiscal year 2021 to fiscal year 2020 subject to the following conditions provided by this section:
- a. Transfers under this section may be made only if (1) juvenile correctional populations exceed appropriated areas of daily population targets or (2) for any other emergency expenditure, including expenditures necessitated by public calamity;
 - b. A transfer authorized by this section must receive prior approval from the Governor and the Legislative Budget Board; and
 - c. The Comptroller of Public Accounts shall cooperate as necessary to assist the completion of a transfer and spending under this section.
- 17. State-owned Housing Authorized.** The chief superintendent and the assistant superintendent are authorized to live in state-owned housing at a rate determined by the department. Other Juvenile Justice Department employees may live in state-owned housing as set forth in Article IX, §11.02, Reporting Related to State Owned Housing, of this Act. Fees for employee housing are appropriated to be used for maintaining employee housing and shall at least cover the agency cost of maintenance and utilities for the housing provided.
- 18. Unexpended Balances - Hold Harmless Provision.** Any unexpended balances as of August 31, 2020, in Strategy A.1.2, Basic Probation Supervision (estimated to be \$400,000), above are appropriated to the Juvenile Justice Department in fiscal year 2021 for the purpose of providing funding for juvenile probation departments whose allocation would otherwise be affected as a result of reallocations related to population shifts.
- 19. Appropriation: Refunds of Unexpended Balances from Local Juvenile Probation Departments.** The Juvenile Justice Department (JJD) shall ensure that the agency is refunded all unexpended and unencumbered balances of state funds held as of the close of each fiscal year by local juvenile probation departments. Any unexpended balances of probation department refunds as of August 31, 2019, are appropriated to JJD for the purpose of providing grants to local probation departments in the fiscal year beginning September 1, 2019. All fiscal year 2020 and fiscal year 2021 refunds received from local juvenile probation departments by JJD (Appropriated Receipts) are appropriated above in Strategy A.1.5, Commitment Diversion Initiatives. Any unexpended balances of probation department refunds as of August 31, 2020, are appropriated to JJD for the purpose of providing grants to local juvenile probation departments in the fiscal year beginning September 1, 2020.

JUVENILE JUSTICE DEPARTMENT
(Continued)

20. Salaries, Education Professionals.

- a. Each principal, supervisor, and classroom teacher employed in a facility operated by the Juvenile Justice Department (JJD) shall receive a monthly salary to be computed as follows: The applicable monthly salary rate specified in §21.402, Education Code, as amended, shall be multiplied by ten to arrive at a ten month salary rate. Such rate shall be divided by the number of days required in §21.401, Education Code, for 10-month employees, and the resulting daily rate shall be multiplied by the number of on-duty days required of JJD educators, resulting in the adjusted annual salary. The adjusted annual salary is to be divided by 12 to arrive at the monthly rate. Salary rates for educational aides commencing employment before September 1, 1999, shall be calculated in the same manner, using 60 percent of the salary rate specified in §21.402, Education Code.
- b. JJD may authorize salary rates at amounts above the adjusted annual salary determined in the preceding formula, but such rates, including longevity for persons commencing employment on September 1, 1983, or thereafter, and excluding hazardous duty pay, shall never exceed the rates of pay for like positions paid in the public schools of the school district in which the JJD facility is located. Any authorized local increments will be in addition to adjusted annual salaries. When no similar position exists in the public schools of the school district in which the JJD facility is located, JJD may authorize a salary rate above the adjusted annual salary determined in the formula provided by Section a.
- c. There is appropriated to JJD from any unexpended balances on hand as of August 31, 2020, funds necessary to meet the requirements of this section in fiscal year 2021 in the event adjustments are made in the salary rates specified in the Education Code or in salary rates paid by the public schools where JJD facilities are located.

21. Training for GED and Reading Skills. Out of funds appropriated above in Strategy B.1.4, Education, the Juvenile Justice Department shall prioritize teaching students to read at grade level and preparation for the GED in its educational program. A report containing statistical information regarding student performance on the Test of Adult Basic Education (TABE) shall be submitted to the Legislative Budget Board and the Governor on or before December 1, 2020.

22. Salary Adjustment Authorized. Notwithstanding other provisions of this Act, the Juvenile Justice Department may adjust salaries and pay an additional evening, night, or weekend shift differential not to exceed 15 percent of the monthly pay rate of Juvenile Correctional Officers I, Juvenile Correctional Officers II, Juvenile Correctional Officers III, Juvenile Correctional Officers IV, Juvenile Correctional Officers V, and Juvenile Correctional Officers VI to rates within the designated salary group for the purpose of recruiting, employing, and retaining career juvenile correctional personnel. Merit raises are permitted for all Juvenile Correctional Officers who are not receiving or are no longer eligible to receive step adjustments in the career ladder system.

23. Appropriations Prohibited for Purposes of Payment to Certain Employees. None of the appropriations made by this Act to the Juvenile Justice Department (JJD) may be distributed to or used to pay an employee of JJD who is required to register as a sex offender under Chapter 62, Code of Criminal Procedure, or has been convicted of an offense described in Article 42.12, Section 3g, Code of Criminal Procedure.

24. Managed Health Care and Mental Health Services Contract(s). Out of funds appropriated above, the Juvenile Justice Department (JJD) shall develop and manage a provider contract, or contracts, to deliver the most effective managed health care and mental health (psychiatric) services for the best value. Potential service providers shall not be entitled to pass-through funding from JJD appropriations.

25. JJAEP Disaster Compensation. Out of funds appropriated above in Strategy A.1.6, Juvenile Justice Alternative Education Programs, the Juvenile Justice Department may compensate a mandatory JJAEP for missed mandatory student attendance days in which disaster, flood, extreme weather condition, or other calamity has a significant effect on the program's attendance.

26. Reporting Requirements to the Legislative Budget Board. From funds appropriated above, the Juvenile Justice Department shall maintain a specific accountability system for tracking funds targeted at making a positive impact on youth. JJD shall implement a tracking and monitoring system so that the use of all funds appropriated can be specifically identified and reported to the

JUVENILE JUSTICE DEPARTMENT
(Continued)

Legislative Budget Board. In addition to any other requests for information, the agency shall produce an annual report on the following information for the previous fiscal year to the Legislative Budget Board by December 1st of each year:

- a. The report shall include detailed monitoring, tracking, utilization, and effectiveness information on all funds appropriated in Goal A, Community Juvenile Justice. The report shall include information on the impact of any new initiatives and all programs tracked by JJD. Required elements include, but are not limited to, prevention and intervention programs, residential placements, enhanced community-based services for serious and chronic felons such as sex offender treatment, intensive supervision, and specialized supervision, community-based services for misdemeanants no longer eligible for commitment to the Juvenile Justice Department, Commitment Diversion Initiatives, and Regional Diversion Alternatives.
- b. The report shall include information on all training, inspection, monitoring, investigation, and technical assistance activities conducted using funds appropriated in Goals A and E. Required elements include training conferences held, practitioners trained, facilities inspected, and investigations conducted.
- c. The annual report submitted to the Legislative Budget Board pursuant to this provision must be accompanied by supporting documentation detailing the sources and methodologies utilized to assess program effectiveness and any other supporting material specified by the Legislative Budget Board.
- d. The annual report submitted to the Legislative Budget Board pursuant to this provision must contain a certification by the person submitting the report that the information provided is true and correct based upon information and belief together with supporting documentation.
- e. The annual report submitted to the Legislative Budget Board pursuant to this provision must contain information on each program receiving funds from Strategy A.1.1, Prevention and Intervention, including all outcome measures reported by each program and information on how funds were expended by each program.

In addition to the annual report described above, the Juvenile Justice Department shall report juvenile probation population data as requested by the Legislative Budget Board on a monthly basis for the most recent month available. JJD shall report to the Legislative Budget Board on all populations specified by the Legislative Budget Board, including additions, releases, and end-of-month populations. End of fiscal year data shall be submitted indicating each reporting county to the Legislative Budget Board no later than two months after the close of each fiscal year. JJD will use Legislative Budget Board population projections for probation supervision and state correctional populations when developing its legislative appropriations request for the 2022-23 biennium.

Upon the request of the Legislative Budget Board, the Juvenile Justice Department shall report expenditure data by strategy, program, or in any other format requested, including substrategy expenditure detail.

The Comptroller of Public Accounts shall not allow the expenditure of funds appropriated by this Act to JJD in Goal F, Indirect Administration, if the Legislative Budget Board certifies to the Comptroller of Public Accounts that JJD is not in compliance with any of the provisions of this Section.

- 27. Commitment Diversion Initiatives.** Out of the funds appropriated above in Strategy A.1.5, Commitment Diversion Initiatives, \$19,492,500 in General Revenue Funds in fiscal year 2020 and \$19,492,500 in General Revenue Funds in fiscal year 2021, may be expended only for the purposes of providing programs for the diversion of youth from the Juvenile Justice Department (JJD). The programs may include residential, community-based, family, and aftercare programs.

The allocation of State funding for the program is not to exceed a daily rate based on the level of care the juvenile receives. JJD shall ensure that the State is refunded all unexpended and unencumbered balances of State funds at the end of each fiscal year.

These funds shall not be used by local juvenile probation departments for salary increases or costs associated with the employment of staff hired prior to September 1, 2009.

JUVENILE JUSTICE DEPARTMENT
(Continued)

JJD shall require juvenile probation departments participating in the diversion program to report to JJD regarding the use of funds within thirty days after the end of each quarter. JJD shall report to the Legislative Budget Board regarding the use of the funds within thirty days after receipt of each county's quarterly report. Items to be included in the report include, but are not limited to, the amount of funds expended, the number of youth served by the program, the percent of youth successfully completing the program, the types of programming for which the funds were used, the types of services provided to youth served by the program, the average actual cost per youth participating in the program, the rates of recidivism of program participants, the number of youth committed to JJD, any consecutive length of time over six months a juvenile served by the diversion program resides in a secure corrections facility, and the number of juveniles transferred to criminal court under Family Code, §54.02.

JJD shall maintain a mechanism for tracking youth served by the diversion program to determine the long-term success for diverting youth from state juvenile correctional incarceration and the adult criminal justice system. A report on the program's results shall be included in the report that is required under JJD Rider 26 to be submitted to the Legislative Budget Board by December 1st of each year. In the report, JJD shall report the cost per day and average daily population of all programs funded by Strategy A.1.5, Commitment Diversion Initiatives, for the previous fiscal year.

The Comptroller of Public Accounts shall not allow the expenditure of funds appropriated by this Act to JJD in Goal F, Indirect Administration, if the Legislative Budget Board certifies to the Comptroller of Public Accounts that JJD is not in compliance with any of the provisions of this Section.

- 28. Mental Health Services Grants.** Included in the amounts appropriated above in Strategy A.1.7, Mental Health Services Grants, is \$14,178,353 in fiscal year 2020 and \$14,178,351 in fiscal year 2021 to fund mental health services provided by local juvenile probation departments. Funds subject to this provision shall be used by local juvenile probation departments only for providing mental health services to juvenile offenders. Funds subject to this provision may not be utilized for administrative expenses of local juvenile probation departments nor may they be used to supplant local funding.
- 29. Regional Diversion Alternatives.** Out of funds appropriated above the Juvenile Justice Department (JJD) is appropriated \$10,792,982 in fiscal year 2020 and \$10,792,981 in fiscal year 2021 in General Revenue in Strategy A.1.8, Regional Diversion Alternatives, for the implementation of a regionalization program to keep juveniles closer to home in lieu of commitment to the juvenile secure facilities operated by JJD.
- 30. Contingency for Behavioral Health Funds.** Notwithstanding appropriation authority granted above, the Comptroller of Public Accounts shall not allow the expenditure of General Revenue-Related behavioral health funds for the Juvenile Justice Department in Strategies A.1.1, Prevention and Intervention; A.1.3, Community Programs; A.1.4, Pre and Post Adjudication Facilities; A.1.5, Commitment Diversion Initiatives; A.1.7, Mental Health Services Grants; B.1.1, Assessment, Orientation, and Placement; B.1.6, Health Care; B.1.7, Mental Health (Psychiatric) Care; B.1.8, Integrated Rehabilitation Treatment; and C.1.2, Parole Programs and Services, in fiscal year 2020 or fiscal year 2021, as identified in Art. IX, Sec. 10.04, Statewide Behavioral Health Strategic Plan and Coordinated Expenditures, if the Legislative Budget Board provides notification to the Comptroller of Public Accounts that the agency's planned expenditure of those funds in fiscal year 2020 or fiscal year 2021 does not satisfy the requirements of Art. IX, Sec. 10.04, Statewide Behavioral Health Strategic Plan and Coordinated Expenditures.
- 31. Youth Transport.** In instances in which Juvenile Correctional Officers of facilities operated by the Juvenile Justice Department are assigned duties to transport youth between locations, supplementary payments, not to exceed \$30 per day during which the employee performs such duties, are authorized in addition to the salary rates stipulated by the provisions of Article IX of this Act relating to the position classification and assigned salary ranges.
- 32. Harris County Leadership Academy.** Out of funds appropriated above in Strategy A.1.4, Pre and Post-Adjudication Facilities, the amount of \$1,000,000 in General Revenue Funds in each fiscal year shall be expended for the Harris County Leadership Academy.

JUVENILE JUSTICE DEPARTMENT
(Continued)

33. Juvenile Referrals. Included in the amounts appropriated above in Strategy A.1.3, Community Programs, is funding granted to juvenile probation departments for intake and processing of juvenile referrals not subsequently placed on one of the three types of supervision pursuant to Family Code, Section 54.0401.

34. Office of the Independent Ombudsman and Office of the Inspector General. From funds appropriated above, the Juvenile Justice Department (JJD) shall not transfer appropriations from Strategy D.1.1, Office of the Independent Ombudsman (OIO), and Strategy B.2.1, Office of the Inspector General (OIG), without prior written approval from the Governor and the Legislative Budget Board. JJD shall not reduce the number of full-time equivalent positions (FTEs) allocated to the OIO (14 FTEs) and OIG (122 FTEs) without prior written approval from the Governor and the Legislative Budget Board.

JJD shall provide indirect support and administrative resources as necessary to enable OIO and OIG to fulfill statutory responsibilities, and the manner in which they are provided shall not infringe on the independence of those offices.

Budget requests or other requests related to the General Appropriations Act provisions shall be submitted by JJD in a manner that maintains the independence of the OIO and OIG.

35. Single Grant Applications for Local Probation Departments. The Juvenile Justice Department (JJD) shall create a single grant application for local probation departments wishing to apply for discretionary grant funding. The application will require the local probation department to specify the amount of funding it seeks from each strategy. As a condition of funding, local probation departments shall agree to meet research-based performance measures developed by JJD pursuant to Health and Human Services Code §223.001(c).

36. Non-Profit Pilot Programs. From funds appropriated above in Strategy A.1.3, Community Programs, is \$250,000 in General Revenue in each fiscal year of the 2020-21 biennium to establish pilot programs in Harris, Hidalgo, and Cameron counties administered by non-profits that provide trauma-informed counseling and life-skills and hands-on vocational training for youth who were previously committed to state correctional custody in the Juvenile Justice Department. The non-profit must be supported by the counties.

37. Study on the Confinement of Children with Mental Illness or Intellectual Disabilities. Out of the funds appropriated above, the Juvenile Justice Department shall conduct a study to develop strategies to reduce the confinement of children with mental illness or intellectual disabilities. Not later than September 1, 2020, the department shall report the results of the study to the Governor, Lieutenant Governor, Speaker of the House, and each member of the Legislature.

38. Salary Increases. Included in the amounts appropriated above, in Goal B, State Services and Facilities, is \$4,051,502 in fiscal year 2020 and \$4,051,503 in fiscal year 2021 in General Revenue to provide salary increases to juvenile correctional officers and case managers.

COMMISSION ON LAW ENFORCEMENT

	For the Years Ending	
	August 31, 2020	August 31, 2021
	_____	_____
Method of Financing:		
General Revenue Fund	\$ 137,264	\$ 137,264
<u>General Revenue Fund - Dedicated</u>		
Law Enforcement Officer Standards and Education Account No. 116	\$ 3,196,512	\$ 3,290,940
Texas Peace Officer Flag Account No. 5059	7,000	7,000
	_____	_____
Subtotal, General Revenue Fund - Dedicated	\$ 3,203,512	\$ 3,297,940
Appropriated Receipts	\$ 702,000	\$ 692,000
	_____	_____
Total, Method of Financing	\$ 4,042,776	\$ 4,127,204
	_____	_____

COMMISSION ON LAW ENFORCEMENT
(Continued)

This bill pattern represents an estimated 100% of this agency's estimated total available funds for the biennium.

Number of Full-Time-Equivalents (FTE): 53.6 53.6

Schedule of Exempt Positions:
Executive Director, Group 4 \$136,649 \$136,649

Items of Appropriation:

A. Goal: LICENSE AND DEVELOP STANDARDS

Licensing and Standards Development.

A.1.1. Strategy: LICENSING	\$ 839,802	\$ 860,311
A.1.2. Strategy: STANDARDS DEVELOPMENT	223,796	228,193
Standards Development and Academy Evaluations.		

Total, Goal A: LICENSE AND DEVELOP STANDARDS \$ 1,063,598 \$ 1,088,504

B. Goal: REGULATION

Regulate Licensed Law Enforcement Population.

B.1.1. Strategy: ENFORCEMENT	\$ 1,115,911	\$ 1,143,182
Enforce through License Regulation.		
B.1.2. Strategy: TECHNICAL ASSISTANCE	1,444,229	1,471,500

Total, Goal B: REGULATION \$ 2,560,140 \$ 2,614,682

C. Goal: INDIRECT ADMINISTRATION

C.1.1. Strategy: INDIRECT ADMINISTRATION \$ 419,038 \$ 424,018

Grand Total, COMMISSION ON LAW ENFORCEMENT \$ 4,042,776 \$ 4,127,204

Object-of-Expense Informational Listing:

Salaries and Wages	\$ 2,887,424	\$ 2,947,423
Other Personnel Costs	79,410	87,345
Professional Fees and Services	40,767	42,926
Fuels and Lubricants	30,000	30,000
Consumable Supplies	58,609	58,609
Utilities	25,700	25,700
Travel	267,800	264,800
Rent - Building	279,048	285,284
Rent - Machine and Other	13,145	0
Other Operating Expense	347,866	349,337
Capital Expenditures	13,007	35,780

Total, Object-of-Expense Informational Listing \$ 4,042,776 \$ 4,127,204

Estimated Allocations for Employee Benefits and Debt Service Appropriations Made Elsewhere in this Act:

Employee Benefits

Retirement	\$ 248,850	\$ 250,094
Group Insurance	737,250	752,532
Social Security	203,343	204,360
Benefits Replacement	751	638

Total, Estimated Allocations for Employee Benefits and Debt Service Appropriations Made Elsewhere in this Act \$ 1,190,194 \$ 1,207,624

1. Performance Measure Targets. The following is a listing of the key performance target levels for the Commission on Law Enforcement. It is the intent of the Legislature that appropriations made by this Act be utilized in the most efficient and effective manner possible to achieve the intended mission of the Commission on Law Enforcement. In order to achieve the objectives and service standards established by this Act, the Commission on Law Enforcement shall make every effort to attain the following designated key performance target levels associated with each item of appropriation.

	<u>2020</u>	<u>2021</u>
A. Goal: LICENSE AND DEVELOP STANDARDS		
A.1.1. Strategy: LICENSING		
Output (Volume):		
Number of New Licenses Issued	12,000	12,000
Number of Appointment Documents Received and Processed	15,000	15,000

COMMISSION ON LAW ENFORCEMENT
(Continued)

A.1.2. Strategy: STANDARDS DEVELOPMENT

Output (Volume):

Number of Courses Reviewed/Approved/Updated by TCOLE	6	7
--	---	---

B. Goal: REGULATION

Outcome (Results/Impact):

Number of Disciplinary Actions Taken	338	338
--------------------------------------	-----	-----

B.1.1. Strategy: ENFORCEMENT

Output (Volume):

Number of Notices of Impeding Training Deficiency	1,000	54,000
---	-------	--------

Number of Misconduct Cases Resolved by Agreed Order	15	15
---	----	----

Number of Border Security-related Investigations Opened	3	3
---	---	---

Number of SOAH Hearings for Administrative Misconduct Cases	3	3
---	---	---

Number of Cases Opened	2,000	3,000
------------------------	-------	-------

B.1.2. Strategy: TECHNICAL ASSISTANCE

Explanatory:

Number of Agencies Audited for Law and Rule Compliance	800	800
--	-----	-----

C. Goal: INDIRECT ADMINISTRATION

C.1.1. Strategy: INDIRECT ADMINISTRATION

Output (Volume):

Number of Open Records/Public Information Requests Sent to the Office of the Attorney General	50	50
---	----	----

- 2. Capital Budget.** None of the funds appropriated above may be expended for capital budget items except as listed below. The amounts shown below shall be expended only for the purposes shown and are not available for expenditure for other purposes. Amounts appropriated above and identified in this provision as appropriations either for "Lease Payments to the Master Lease Purchase Program" or for items with an "(MLPP)" notation shall be expended only for the purpose of making lease-purchase payments to the Texas Public Finance Authority pursuant to the provisions of Government Code §1232.103.

	2020	2021
a. Acquisition of Information Resource Technologies		
(1) Distance Learning Program	\$ 90,000	\$ 90,000
(2) Upgrade Hardware & Software	80,000	80,000
 Total, Acquisition of Information Resource Technologies	 \$ 170,000	 \$ 170,000
 Total, Capital Budget	 \$ 170,000	 \$ 170,000

Method of Financing (Capital Budget):

GR Dedicated - Law Enforcement Officer Standards and Education Account No. 116	\$ 80,000	\$ 80,000
 Appropriated Receipts	 \$ 90,000	 \$ 90,000
 Total, Method of Financing	 \$ 170,000	 \$ 170,000

- 3. Appropriation: Proficiency Certificate Fees.** The Commission on Law Enforcement is appropriated revenues collected for the processing of proficiency certificates pursuant to Occupations Code §1701.154 (estimated to be \$250,000 in fiscal year 2020 and \$250,000 in fiscal year 2021 from Appropriated Receipts and included in the amounts appropriated above).
- 4. Appropriation: Licensing Fees.** The Commission on Law Enforcement is appropriated fees collected to establish a person's eligibility to receive, reactivate or reinstate a license (estimated to be \$120,000 in fiscal year 2020 and \$120,000 in fiscal year 2021 from the GR-Dedicated Account No. 116 and included in the amounts appropriated above).
- 5. Appropriation: State Flag Fund for Deceased Texas Peace Officers.** The Commission on Law Enforcement is appropriated all contributions and earned interest collected during the 2020-21 biennium and any unexpended and unencumbered balances from the biennium ending August 31, 2019, from the Texas Peace Officer Flag Account No. 5059 as provided by Occupations Code §1701.161 and Government Code §615.105 (estimated to be \$7,000 in fiscal year 2020 and \$7,000 in fiscal year 2021 and included in the amounts appropriated above). These appropriations are to be deposited in the state treasury to the credit of the GR-Dedicated Texas Peace Officer Flag Account No. 5059. These appropriations shall be used to provide state flags to families of

COMMISSION ON LAW ENFORCEMENT
(Continued)

deceased Texas peace officers pursuant to Occupations Code §1701.161 and Government Code §615.105. None of these appropriations shall be used by the commission for administration and support costs.

- 6. Appropriation: Distance Learning Program.** Included in the amounts appropriated above to the Commission on Law Enforcement is revenue collected from intermediate, advanced, and master peace officer and jailer certifications (estimated to be \$90,000 in fiscal year 2020 and \$90,000 in fiscal year 2021 from Appropriated Receipts) for the purpose of operating and maintaining the Distance Learning Program.
- 7. Appropriation: Conference, Training, Testing and Other Receipts.** Included in the amounts appropriated above to the Commission on Law Enforcement are revenues estimated to be \$362,000 in fiscal year 2020 and \$352,000 in fiscal year 2021 collected from fees relating to conferences, training, testing and other receipts from Appropriated Receipts.
- 8. Appropriation for Salaries and Wages.**
- a. Included in the amounts appropriated above, is \$137,264 from the General Revenue Fund in each year of the state fiscal biennium beginning September 1, 2019, as follows:
- (1) \$31,571 in each year for Strategy A.1.1, Licensing;
 - (2) \$6,863 in each year for Strategy A.1.2, Standards Development;
 - (3) \$42,552 in each year for Strategy B.1.1, Enforcement;
 - (4) \$42,552 in each year for Strategy B.1.2, Technical Assistance; and
 - (5) \$13,726 in each year for Strategy C.1.1, Indirect Administration.
- b. The Commission on Law Enforcement shall use the funds appropriated under Subsection (a) of this rider for salaries and wages.

MILITARY DEPARTMENT

	For the Years Ending	
	August 31, 2020	August 31, 2021
Method of Financing:		
General Revenue Fund	\$ 25,454,577	\$ 25,509,172
Adjutant General Federal Fund No. 449	\$ 67,721,719	\$ 66,794,075
<u>Other Funds</u>		
Appropriated Receipts	\$ 258,000	\$ 258,000
Current Fund Balance	5,000,000	5,000,000
Interagency Contracts	3,850,000	2,850,000
Interagency Contracts - Transfer from Foundation School Fund No. 193	1,429,500	1,429,500
Subtotal, Other Funds	\$ 10,537,500	\$ 9,537,500
Total, Method of Financing	\$ 103,713,796	\$ 101,840,747

This bill pattern represents an estimated 100% of this agency's estimated total available funds for the biennium.

Number of Full-Time-Equivalents (FTE):	641.0	641.0
Schedule of Exempt Positions:		
Adjutant General, Group 6	\$191,357	\$191,357

MILITARY DEPARTMENT
(Continued)

Items of Appropriation:

A. Goal: OPERATIONS RESPONSE

Provide a Professional Force Capable of Response.

A.1.1. Strategy: STATE ACTIVE DUTY - DISASTER Respond to Disaster Relief/Emergency Missions.	\$	296,229	\$	296,229
A.1.2. Strategy: STATE TRAINING MISSIONS Non Emerg Homeland Security, Humanitarian, and Emerg Prep Training.		7,305,819		6,305,819

Total, Goal A: OPERATIONS RESPONSE	\$	7,602,048	\$	6,602,048
---	----	-----------	----	-----------

B. Goal: OPERATIONS SUPPORT

Provide Adequate Facilities for Operations, Training, and Maintenance.

B.1.1. Strategy: FACILITIES MANAGEMENT & OPERATIONS Facilities Management and Operations.	\$	70,489,475	\$	69,636,125
B.1.2. Strategy: DEBT SERVICE		1,256,400		1,258,500
B.1.3. Strategy: UTILITIES		8,780,000		8,780,000
B.2.1. Strategy: FIREFIGHTERS - ELLINGTON AFB		1,716,084		1,716,084

Total, Goal B: OPERATIONS SUPPORT	\$	82,241,959	\$	81,390,709
--	----	------------	----	------------

C. Goal: COMMUNITY SUPPORT

Community Support and Involvement.

C.1.1. Strategy: YOUTH EDUCATION PROGRAMS Train Youth in Specialized Education Programs.	\$	6,123,670	\$	6,123,670
C.1.2. Strategy: STATE MILITARY TUITION ASSISTANCE		1,501,464		1,501,464
C.1.3. Strategy: MENTAL HEALTH INITIATIVE		1,010,450		988,650

Total, Goal C: COMMUNITY SUPPORT	\$	8,635,584	\$	8,613,784
---	----	-----------	----	-----------

D. Goal: INDIRECT ADMINISTRATION

D.1.1. Strategy: INDIRECT ADMINISTRATION	\$	5,234,205	\$	5,234,206
---	----	-----------	----	-----------

Grand Total, MILITARY DEPARTMENT	\$	103,713,796	\$	101,840,747
---	----	-------------	----	-------------

Object-of-Expense Informational Listing:

Salaries and Wages	\$	39,088,912	\$	38,071,912
Other Personnel Costs		1,307,969		1,303,169
Professional Fees and Services		9,320,804		9,320,804
Fuels and Lubricants		183,800		183,800
Consumable Supplies		476,000		476,000
Utilities		10,553,000		10,553,000
Travel		481,243		481,243
Rent - Building		796,000		796,000
Rent - Machine and Other		333,000		333,000
Other Operating Expense		19,885,987		20,110,597
Client Services		1,440,220		1,440,220
Food for Persons - Wards of State		220,000		220,000
Capital Expenditures		19,626,861		18,551,002

Total, Object-of-Expense Informational Listing	\$	103,713,796	\$	101,840,747
---	----	-------------	----	-------------

Estimated Allocations for Employee Benefits and Debt Service Appropriations Made Elsewhere in this Act:

Employee Benefits

Retirement	\$	2,582,230	\$	2,595,141
Group Insurance		6,098,695		6,181,919
Social Security		2,543,111		2,555,826
Benefits Replacement		24,908		21,172

Subtotal, Employee Benefits	\$	11,248,944	\$	11,354,058
-----------------------------	----	------------	----	------------

Debt Service

TPFA GO Bond Debt Service	\$	2,387,567	\$	2,072,028
---------------------------	----	-----------	----	-----------

Total, Estimated Allocations for Employee Benefits and Debt Service Appropriations Made Elsewhere in this Act	\$	13,636,511	\$	13,426,086
--	----	------------	----	------------

MILITARY DEPARTMENT
(Continued)

1. Performance Measure Targets. The following is a listing of the key performance target levels for the Military Department. It is the intent of the Legislature that appropriations made by this Act be utilized in the most efficient and effective manner possible to achieve the intended mission of the Military Department. In order to achieve the objectives and service standards established by this Act, the Military Department shall make every effort to attain the following designated key performance target levels associated with each item of appropriation.

	<u>2020</u>	<u>2021</u>
A. Goal: OPERATIONS RESPONSE		
Outcome (Results/Impact):		
Number of Texas National Guard Members	23,000	23,000
Number of Texas State Guard Members	1,925	1,925
A.1.1. Strategy: STATE ACTIVE DUTY - DISASTER		
Efficiencies:		
Average Cost Per State Mission Performed by Texas Military Forces	98,743	98,743
A.1.2. Strategy: STATE TRAINING MISSIONS		
Output (Volume):		
Number of Workdays Texas Military Forces Train for State Mission Response	29,870	29,870
Efficiencies:		
Average Cost Per Training Mission	587,985	587,985
B. Goal: OPERATIONS SUPPORT		
Outcome (Results/Impact):		
Percent of Facilities That Comply with Texas Accessibility Standards	48.55%	50.72%
B.1.1. Strategy: FACILITIES MANAGEMENT & OPERATIONS		
Efficiencies:		
Average Maintenance Cost of All Real Property Assets, Including Buildings, Parking Areas, and Fencing	6.72	6.73
Explanatory:		
Total Square Feet of All Facilities Maintained by the Department	6,971,676	6,971,676
C. Goal: COMMUNITY SUPPORT		
Outcome (Results/Impact):		
Percentage of ChalleNGe Academy Graduates Who Obtain a GED or High School Diploma by the End of the Post-Residential Phase of the Program	76%	76%
Percentage of Students Who Completed the STARBASE Special Youth Education Program	50%	50%
Percentage of Students Who Graduated the 22-Week Residential Phase of the ChalleNGe Special Youth Education Program	50%	50%
The Percent of Guard Members Receiving Tuition Benefits Compared to the Number of Guard Members Eligible	2.74%	2.74%
The Retention Rate of Tuition Program Participants Compared to General Guard Member Population	80%	80%
The Rate of Tuition Program Recipients Completing Degrees	65%	65%
The Percent of Tuition Assistance Recipients Seeking Degrees in Identified Fields to Support the Department's Mission	65%	65%
C.1.1. Strategy: YOUTH EDUCATION PROGRAMS		
Output (Volume):		
Number of Students Who Completed the STARBASE Special Youth Education Program	2,300	2,300
Number of Students Who Graduated the ChalleNGe Special Youth Education Program	260	260
Efficiencies:		
Average Cost Per Student Completing the STARBASE Special Youth Education Program	476	476
Average Cost Per Student Graduating the ChalleNGe Special Youth Education Program's Residential Phase	22,453	22,453
C.1.3. Strategy: MENTAL HEALTH INITIATIVE		
Output (Volume):		
Number of National and State Guard Members Receiving Mental Health Services	4,000	4,000

2. Capital Budget. None of the general revenue funds appropriated above may be expended for capital budget items except as listed below. The amounts shown below shall be expended only for the purposes shown and are not available for expenditure for other purposes. Amounts appropriated above and identified in this provision as appropriations either for "Lease Payments to the Master Lease Purchase Program" or for items with an "(MLPP)" notation shall be expended

MILITARY DEPARTMENT
(Continued)

only for the purpose of making lease-purchase payments to the Texas Public Finance Authority pursuant to the provisions of Government Code §1232.103. This rider does not limit the use of federal funds obtained by the department.

	2020	2021
a. Repair or Rehabilitation of Buildings and Facilities		
(1) State of Texas Armory Revitalization Projects	\$ 12,940,631	\$ 12,012,987
(2) Replacement and Maintenance Projects	5,425,948	5,425,948
Total, Repair or Rehabilitation of Buildings and Facilities	\$ 18,366,579	\$ 17,438,935
b. Transportation Items		
(1) Camp Mabry Vehicle Replacement (5)	\$ 250,000	\$ 0
c. Data Center Consolidation		
(1) Data Center Consolidation	\$ 97,207	\$ 98,992
Total, Capital Budget	\$ 18,713,786	\$ 17,537,927
Method of Financing (Capital Budget):		
General Revenue Fund	\$ 8,017,851	\$ 7,769,636
Adjutant General Federal Fund No. 449	\$ 10,695,935	\$ 9,768,291
Total, Method of Financing	\$ 18,713,786	\$ 17,537,927

3. **Transferability.** Notwithstanding the General Provisions of this act, the Texas Military Department may transfer such amounts as may be necessary from one strategy to another strategy. No transfers shall be made into Strategy B.1.2, Debt Service. No transfer of federal reimbursements for state active duty shall be made out of Strategy A.1.1, State Active Duty - Disaster.
4. **Travel Limitations.** Subject to the travel limitations set out in the General Provisions of this Act, the Texas Military Department (TMD) shall pay the travel expenses of members of the National Guard when said members are acting as official representatives of TMD on behalf of the Texas National Guard.
5. **Armory Closure.** The Adjutant General shall not close any armories due solely to insufficient funds to pay for utilities without providing 30 days prior written notification to the Legislative Budget Board and the Governor's Office.
6. **Armory Utilities.** The Texas Military Department (TMD) shall study each armory to ensure utility costs are kept to a minimum and TMD shall charge rental fees for armories that are comparable to fees charged for similar facilities in the area where the armory is located. The rent charged must be adequate to recover any additional utility costs associated with the rental of the armory.
7. **Quarters and Utilities Allowance.** The Adjutant General, Deputy Adjutant General-Air, and Deputy Adjutant General-Army may live in state-owned housing and are exempt from paying housing costs. The Texas Military Department may also allocate existing department housing to other department employees with a demonstrated need based on location and job description. Fees for employee housing are appropriated to be used for maintaining employee housing.
8. **Federally Funded Projects.** Notwithstanding Article IX, Part 13, federal funds for any 100 percent federally funded project are appropriated, and related additional travel expenditures are authorized.
9. **Appropriation - Billet Receipts.** Any billet receipts in excess of \$258,000 in fiscal year 2020 and \$258,000 in fiscal year 2021 (included in Appropriated Receipts above), are appropriated for use in Strategy B.1.1, Facilities Management and Operations (estimated to be \$0). Any unexpended balances of billet receipts as of August 31, 2020, are appropriated for the fiscal year beginning September 1, 2020, in Strategy B.1.1, Facilities Management and Operations, for the same purpose.

MILITARY DEPARTMENT
(Continued)

- 10. Unexpended Balances, Payments to National Guard for State Active Duty.** Any unexpended balances as of August 31, 2020, in Strategy A.1.1, State Active Duty - Disaster, for payments to the National Guard for State Active Duty, are appropriated for the same purpose for the fiscal year beginning September 1, 2020.
- 11. Cash Flow Contingency.** Contingent upon the receipt of federal funds and the approval of the Legislative Budget Board and the Governor's Office, the Texas Military Department (TMD) may temporarily utilize additional general revenue funds, pending receipt of federal reimbursement, in an amount not to exceed \$15,000,000 in each fiscal year of the biennium. The request to access the additional funds by TMD shall include justification for the additional funds. The general revenue amounts utilized above TMD's general revenue method of finance must be repaid upon receipt of federal reimbursement and shall be utilized only for the purpose of temporary cash flow needs. At the end of each fiscal year, the \$15,000,000 must be repaid by November 30 of the following fiscal year. These transfers and repayments shall be credited to the fiscal year being reimbursed and shall be in accordance with procedures established by the Comptroller of Public Accounts.
- TMD will submit a report to the Legislative Budget Board and the Office of the Governor, not later than November 30 of each fiscal year, detailing for the prior fiscal year the receipt of federal reimbursements, the amount of each reimbursement, the purpose of each reimbursement, and the General Revenue Fund expenditures associated with each reimbursement.
- 12. Appropriation of Refunded Money.** There is appropriated to the Texas Military Department (TMD) all funds refunded to TMD from any source when funds were originally expended for any of the purposes in B.1.1, Facilities Management and Operations, above. Appropriated funds may be expended for any of the purposes enumerated in B.1.1. above.
- 13. Local Fund Authorization.** The Texas Military Department (TMD) may expend, and there is made available to it, any or all local funds which TMD now has or which it may acquire, for the purpose of operation and maintenance of TMD facilities.
- 14. Superseding Bond Covenants.** None of the appropriations or provisions shall supersede the covenants under which bonds are issued by or on behalf of the Texas Military Department, regarding the agency's obligations as a public bonding authority, body politic and corporate.
- 15. Disposition of State-owned Property.** Contingent upon sufficient funds from the sale of state-owned properties, appropriations above include \$5,000,000 in fiscal year 2020 and \$5,000,000 in fiscal year 2021 from the Current Fund Balance to the Texas Military Department (TMD) in funds derived from sales, in previous biennia and in the current biennium, of State-owned National Guard camps and other property owned by TMD and of land, improvements, buildings, facilities, installations, and personal property in connection therewith as authorized by Government Code, Chapter 437. Funds shall be expended by TMD in one or more of the following ways: (1) as a participating fund in the construction and maintenance of facilities financed in part by the United States Government; or (2) as a construction fund to be used by TMD; or (3) as a debt-servicing fund as provided in Government Code, Chapter 437, provided that all funds that are not actually used for the purposes specified in this rider shall remain on deposit in the state treasury to the credit of TMD for the use and benefit of the Texas National Guard, their successors or components, as provided in Government Code, Chapter 437. TMD may carry forward unexpended balances from fiscal year 2020 into fiscal year 2021 for the same purpose.
- 16. Master Plan for Military Facilities.** Funds appropriated to the Texas Military Department (TMD) for capital construction projects are intended to be expended for those projects which are part of the agency's Master Plan. TMD shall revise the plan at least biennially and submit the plan to the Legislative Budget Board and the Governor every even-numbered year as an appendix to the agency's Strategic Plan.
- 17. Renovation Priorities.** The Texas Military Department shall give priority in the use of funds appropriated by this Act to renovations which: (1) ensure the structural integrity of the facilities; (2) bring such facilities into compliance with current building and safety codes and accessibility standards; (3) increase the economic efficiency of the facilities; and (4) simplify future maintenance of the facilities.
- 18. Internal Audit.** The Texas Military Department (TMD) shall use funds appropriated above to hold meetings by the internal audit committee at TMD at least once each fiscal quarter and to provide minutes of these meetings to the Governor's Office and the State Auditor's Office.

MILITARY DEPARTMENT
(Continued)

- 19. Support and Maintenance Expenditures.** All funds currently appropriated to the Texas Military Department for support and maintenance of the Texas National Guard may be expended for the support and maintenance, including organization, of units of the Texas State Guard supplementing the Texas National Guard or replacing National Guard units inducted into federal service.
- 20. Unexpended Balances, State Military Tuition Assistance Program.** All unexpended balances of the State Military Tuition Assistance Program as of August 31, 2020, are appropriated for the same purpose for use during the fiscal year beginning September 1, 2020.
- 21. Travel Limitations - State Guard.** Subject to the travel limitations set out in the General Provisions of this Act, the Texas Military Department (TMD) may pay the travel expenses of members of the Texas State Guard when said members are acting as official representatives of TMD on behalf of the Texas State Guard.
- 22. ChalleNGe Youth Education Program.** Included in the funds appropriated above in Strategy C.1.1, Youth Education Programs, are funds appropriated from the Foundation School Fund No. 193 for each fiscal year of the biennium. The Commissioner of Education shall allocate \$1,429,500 in each fiscal year of the biennium from the Foundation School Program to the Military Department for the ChalleNGe Youth Education Program.
- 23. Contingency for Behavioral Health Funds.** Notwithstanding appropriation authority granted above, the Comptroller of Public Accounts shall not allow the expenditure of General Revenue-Related behavioral health funds for the Texas Military Department in Strategy C.1.3, Mental Health Initiative, in fiscal year 2020 or fiscal year 2021, as identified in Art. IX, Sec. 10.04, Statewide Behavioral Health Strategic Plan and Coordinated Expenditures, if the Legislative Budget Board provides notification to the Comptroller of Public Accounts that the agency's planned expenditure of those funds in fiscal year 2020 or fiscal year 2021 does not satisfy the requirements of Art. IX, Sec. 10.04, Statewide Behavioral Health Strategic Plan and Coordinated Expenditures.
- 24. Governor Grant for Payroll Processing in Event of Disaster.** It is the intent of the Legislature that, in the event of an emergency or disaster in response to which the Governor has deployed the National Guard, the Governor shall make a grant from disaster funds appropriated to the Trusteed Programs within the Office of the Governor, or any other funds available, to the Texas Military Department, in an amount determined to be appropriate by the Office of the Governor, in order to ensure timely and accurate payroll processing for the National Guard when deployed.
- 25. Outreach and Education.** Out of funds appropriated above in Strategy A.1.2, State Training Missions, the Texas Military Department may expend funds for outreach and education.
- 26. Dedicated Defense Cyber Operations.** From funds appropriated above, the Military Department may increase its full-time equivalent (FTE) position cap by 1.0 FTE dedicated to the Defense Cyber Operations Element of the Texas State Guard along with a minimum of 10 dedicated state guardsmen to conduct training and provide support to mission partners in the state.
- 27. Capital Budget Expenditures from Federal Funds.** Notwithstanding the provisions of Article IX, Section 14.03, Transfers - Capital Budget, of this Act, and to maximize the use of Federal Funds and fulfill grant requirements for receipt and expenditure of Federal Funds, the Texas Military Department (TMD) is provided capital budget authority when Federal Funds are received in excess of the amounts identified in the agency's capital budget rider and when the Federal Funds are provided for the sole purposes of construction and repairs or purchase of specific capital budget items. TMD shall notify the Legislative Budget Board and the Governor of the amount received and the items to be purchased as approved by the Federal agency. The expenditure of funds pursuant to this rider shall not create ongoing operating costs.
- 28. Mental Health Services.** From funds appropriated above in Strategy C.1.3, Mental Health Initiative, TMD shall provide mental health services to only members of the Texas Army National Guard, Texas Air National Guard, and Texas State Guard.
- 29. Maximization of Federal Funds.** Out of the funds appropriated above in Strategy B.1.1, Facilities Management and Operations, the Texas Military Department shall prioritize projects that will maximize the receipt of matching federal funds.

MILITARY DEPARTMENT
(Continued)

30. Sunset Contingency. Funds appropriated above for fiscal year 2021 that are intended to be used exclusively for the functions of the Texas Military Department conducted pursuant to the legal authority provided by Subchapter B, Chapter 437, Government Code, are made contingent on the continuation of the Texas Military Department by the Eighty-sixth Legislature, Regular Session, 2019. In the event that the Texas Military Department is not continued by the Eighty-sixth Legislature, Regular Session, 2019, the funds appropriated above that are intended to be used exclusively for the functions of the Texas Military Department conducted pursuant to the legal authority provided by Subchapter B, Chapter 437, Government Code, for fiscal year 2020, or as much thereof as may be necessary, are to be used to provide for the phase out of the operations and functions of the Texas Military Department conducted pursuant to the legal authority provided by Subchapter B, Chapter 437, Government Code. All funds appropriated above other than the funds intended to be used exclusively for the functions of the Texas Military Department conducted pursuant to the legal authority provided by Subchapter B, Chapter 437, Government Code, are not made contingent on the continuation of the Texas Military Department by the Eighty-sixth Legislature, Regular Session, 2019, and shall be used by the successor of the Texas Military Department for those functions.

DEPARTMENT OF PUBLIC SAFETY

	For the Years Ending	
	August 31, 2020	August 31, 2021
Method of Financing:		
General Revenue Fund	\$ 1,113,406,815	\$ 1,033,631,429
<u>General Revenue Fund - Dedicated</u>		
Motorcycle Education Account No. 501	\$ 1,035,151	\$ 1,035,151
Sexual Assault Program Account No. 5010	4,950,011	4,950,011
Breath Alcohol Testing Account No. 5013	1,512,501	1,512,501
Emergency Radio Infrastructure Account No. 5153	556,091	556,091
Texas Department of Insurance Operating Fund Account No. 036	261,244	261,244
Subtotal, General Revenue Fund - Dedicated	\$ 8,314,998	\$ 8,314,998
Federal Funds	\$ 1,449,651,700	\$ 2,100,741,839
<u>Other Funds</u>		
Interagency Contracts - Criminal Justice Grants	\$ 3,831,399	\$ 3,831,399
Appropriated Receipts	43,101,570	43,931,632
Interagency Contracts	4,531,357	4,531,357
Bond Proceeds - General Obligation Bonds	10,656,504	UB
Subtotal, Other Funds	\$ 62,120,830	\$ 52,294,388
Total, Method of Financing	\$ 2,633,494,343	\$ 3,194,982,654
Other Direct and Indirect Costs Appropriated Elsewhere in this Act	\$ 1,275,167	\$ 1,275,182
This bill pattern represents an estimated 100% of this agency's estimated total available funds for the biennium.		
Number of Full-Time-Equivalents (FTE):	11,424.7	11,424.7
Schedule of Exempt Positions:		
Director, Group 8	\$247,981	\$247,981
Items of Appropriation:		
A. Goal: COMBAT CRIME AND TERRORISM		
A.1.1. Strategy: ORGANIZED CRIME	\$ 95,751,397	\$ 90,484,044
A.1.2. Strategy: CRIMINAL INTERDICTION	18,185,509	10,685,509
A.2.1. Strategy: INTELLIGENCE	11,273,032	10,796,492
A.2.2. Strategy: SECURITY PROGRAMS	23,489,541	23,489,541
A.3.1. Strategy: SPECIAL INVESTIGATIONS	20,664,592	20,664,592
Total, Goal A: COMBAT CRIME AND TERRORISM	\$ 169,364,071	\$ 156,120,178

DEPARTMENT OF PUBLIC SAFETY
(Continued)

B. Goal: SECURE TEXAS		
B.1.1. Strategy: NETWORKED INTELLIGENCE	\$ 6,410,091	\$ 6,410,091
B.1.2. Strategy: ROUTINE OPERATIONS	214,045,853	212,894,219
B.1.3. Strategy: EXTRAORDINARY OPERATIONS	<u>1,483,013</u>	<u>1,483,013</u>
Total, Goal B: SECURE TEXAS	\$ 221,938,957	\$ 220,787,323
C. Goal: ENHANCE PUBLIC SAFETY		
C.1.1. Strategy: TRAFFIC ENFORCEMENT	\$ 193,827,452	\$ 180,534,576
C.1.2. Strategy: COMMERCIAL VEHICLE ENFORCEMENT	67,451,819	66,518,094
C.2.1. Strategy: PUBLIC SAFETY COMMUNICATIONS	<u>18,076,184</u>	<u>17,819,872</u>
Total, Goal C: ENHANCE PUBLIC SAFETY	\$ 279,355,455	\$ 264,872,542
D. Goal: EMERGENCY MANAGEMENT		
D.1.1. Strategy: EMERGENCY PREPAREDNESS Emergency Management Training and Preparedness.	\$ 12,360,407	\$ 12,360,407
D.1.2. Strategy: RESPONSE COORDINATION Emergency and Disaster Response Coordination.	1,574,098	1,574,098
D.1.3. Strategy: RECOVERY AND MITIGATION Disaster Recovery and Hazard Mitigation.	1,402,471,892	2,055,807,457
D.1.4. Strategy: STATE OPERATIONS CENTER	<u>8,693,545</u>	<u>8,693,545</u>
Total, Goal D: EMERGENCY MANAGEMENT	\$ 1,425,099,942	\$ 2,078,435,507
E. Goal: REGULATORY SERVICES		
E.1.1. Strategy: CRIME LABORATORY SERVICES	\$ 66,896,483	\$ 56,789,569
E.1.2. Strategy: CRIME RECORDS SERVICES	35,584,318	36,414,380
E.1.3. Strategy: VICTIM & EMPLOYEE SUPPORT SERVICES Victim and Employee Support Services.	1,136,405	1,136,405
E.2.1. Strategy: ISSUANCE & MODERNIZATION Regulatory Services Issuance and Modernization.	18,890,876	18,060,814
E.2.2. Strategy: REGULATORY SERVICES COMPLIANCE	<u>13,281,835</u>	<u>13,281,835</u>
Total, Goal E: REGULATORY SERVICES	\$ 135,789,917	\$ 125,683,003
F. Goal: DRIVER LICENSE SERVICES		
F.1.1. Strategy: DRIVER LICENSE SERVICES	\$ 242,883,425	\$ 212,874,589
F.1.2. Strategy: ENFORCEMENT & COMPLIANCE Enforcement and Compliance Services.	<u>17,443,166</u>	<u>17,443,166</u>
Total, Goal F: DRIVER LICENSE SERVICES	\$ 260,326,591	\$ 230,317,755
G. Goal: AGENCY SERVICES AND SUPPORT		
G.1.1. Strategy: HEADQUARTERS ADMINISTRATION	\$ 25,881,899	\$ 25,902,088
G.1.2. Strategy: REGIONAL ADMINISTRATION	14,851,703	14,851,703
G.1.3. Strategy: INFORMATION TECHNOLOGY	43,965,151	43,845,931
G.1.4. Strategy: FINANCIAL MANAGEMENT	6,804,132	7,176,792
G.1.5. Strategy: TRAINING ACADEMY AND DEVELOPMENT	21,472,416	11,472,416
G.1.6. Strategy: FACILITIES MANAGEMENT	25,795,129	12,688,625
G.1.7. Strategy: OFFICE OF INSPECTOR GENERAL	<u>2,848,980</u>	<u>2,828,791</u>
Total, Goal G: AGENCY SERVICES AND SUPPORT	<u>\$ 141,619,410</u>	<u>\$ 118,766,346</u>
Grand Total, DEPARTMENT OF PUBLIC SAFETY	<u>\$ 2,633,494,343</u>	<u>\$ 3,194,982,654</u>
Object-of-Expense Informational Listing:		
Salaries and Wages	\$ 758,380,078	\$ 757,685,047
Other Personnel Costs	25,847,578	25,889,688
Professional Fees and Services	69,299,702	66,398,244
Fuels and Lubricants	25,336,695	22,369,469
Consumable Supplies	20,744,195	20,279,597
Utilities	12,510,975	19,145,860
Travel	8,944,916	8,963,279
Rent - Building	27,681,115	27,668,940
Rent - Machine and Other	11,563,105	11,559,656
Other Operating Expense	187,634,535	160,944,345
Grants	1,376,644,759	2,025,761,753

DEPARTMENT OF PUBLIC SAFETY
(Continued)

Capital Expenditures	108,906,690	48,316,776
Total, Object-of-Expense Informational Listing	\$ 2,633,494,343	\$ 3,194,982,654
Estimated Allocations for Employee Benefits and Debt Service Appropriations Made Elsewhere in this Act:		
<u>Employee Benefits</u>		
Retirement	\$ 56,779,333	\$ 57,063,230
Group Insurance	139,031,467	141,217,565
Social Security	55,700,225	55,978,726
Benefits Replacement	682,891	580,457
Subtotal, Employee Benefits	\$ 252,193,916	\$ 254,839,978
<u>Debt Service</u>		
TPFA GO Bond Debt Service	\$ 19,371,954	\$ 14,012,735
Total, Estimated Allocations for Employee Benefits and Debt Service Appropriations Made Elsewhere in this Act	\$ 271,565,870	\$ 268,852,713

1. Performance Measure Targets. The following is a listing of the key performance target levels for the Department of Public Safety. It is the intent of the Legislature that appropriations made by this Act be utilized in the most efficient and effective manner possible to achieve the intended mission of the Department of Public Safety. In order to achieve the objectives and service standards established by this Act, the Department of Public Safety shall make every effort to attain the following designated key performance target levels associated with each item of appropriation.

	2020	2021
A. Goal: COMBAT CRIME AND TERRORISM		
Outcome (Results/Impact):		
Annual Texas Index Crime Rate	3,437.42	3,437.42
A.1.1. Strategy: ORGANIZED CRIME		
Output (Volume):		
Number of Arrests for Narcotics Violations	2,097	2,097
Number of CID Arrests-Not Narcotics	3,785.5	3,785.5
A.3.1. Strategy: SPECIAL INVESTIGATIONS		
Output (Volume):		
Number of Arrests by Texas Rangers	1,250	1,250
B. Goal: SECURE TEXAS		
B.1.1. Strategy: NETWORKED INTELLIGENCE		
Output (Volume):		
Total Number of Interagency Law Enforcement Ops Coordinated by the BSOC	52	52
C. Goal: ENHANCE PUBLIC SAFETY		
C.1.1. Strategy: TRAFFIC ENFORCEMENT		
Output (Volume):		
Number of Highway Patrol Service Hours on Routine Patrol	3,300,000	3,300,000
Number of Traffic Law Violator Contacts	3,100,000	3,100,000
C.1.2. Strategy: COMMERCIAL VEHICLE ENFORCEMENT		
Output (Volume):		
Number of Commercial Vehicle Enforcement Hours on Routine Patrol	1,100,000	1,100,000
Efficiencies:		
Number of Commercial Vehicle Traffic Law Violator Contacts	1,300,000	1,300,000
D. Goal: EMERGENCY MANAGEMENT		
Outcome (Results/Impact):		
Number of Public Entities with Open Disaster Recovery Grants	1,117	894
D.1.2. Strategy: RESPONSE COORDINATION		
Output (Volume):		
Number of Emergency Incidents Coordinated	3,530	3,530
D.1.3. Strategy: RECOVERY AND MITIGATION		
Efficiencies:		
Percent of the State Population Covered by Hazard Mitigation Plans	85%	85%

DEPARTMENT OF PUBLIC SAFETY
(Continued)

E. Goal: REGULATORY SERVICES

Outcome (Results/Impact):

Percent Change of Number of Cases Backlogged at the End of Each Fiscal Year	(10)%	(30)%
Percent Change of Number of Sexual Assault Cases Backlogged at the End of Each Fiscal Year	(24)%	(24)%
Percentage of Original Handgun Licenses Issued within 60 Days	98.1%	98.1%
Percentage of Renewal Handgun Licenses Issued within 45 Days	99.5%	99.5%

E.1.1. Strategy: CRIME LABORATORY SERVICES

Output (Volume):

Number of Drug Cases Completed	49,000	49,074
Number of DNA Cases Completed by DPS Crime Laboratories	4,266	4,266

Efficiencies:

Average Cost to Complete a DNA Case	1,200	1,200
-------------------------------------	-------	-------

Explanatory:

Number of Offender DNA Profiles Completed	40,500	40,500
---	--------	--------

E.1.2. Strategy: CRIME RECORDS SERVICES

Explanatory:

The Number of Texas Law Enforcement Agencies Reporting NIBRS Crime Data to the Department of Public Safety for Inclusion in State and National Crime Reports	600	650
--	-----	-----

The Percent of Texas Residents Residing in NIBRS-reporting Jurisdictions as a Percentage of the State Population as a Whole	60%	75%
---	-----	-----

E.2.1. Strategy: ISSUANCE & MODERNIZATION

Output (Volume):

Number of Original and Renewal Handgun Licenses Issued	403,789	484,547
--	---------	---------

E.2.2. Strategy: REGULATORY SERVICES

COMPLIANCE

Output (Volume):

Number of Criminal Investigations Resolved	100	100
--	-----	-----

F. Goal: DRIVER LICENSE SERVICES

Outcome (Results/Impact):

Percentage of Applications Completed within 45 Minutes	75%	75%
--	-----	-----

F.1.1. Strategy: DRIVER LICENSE SERVICES

Output (Volume):

Number of Total Examinations Administered	4,950,000	4,970,000
---	-----------	-----------

Explanatory:

Percentage of Driver Responsibility Program Surcharges Collected	50%	50%
--	-----	-----

2. Capital Budget. None of the funds appropriated above may be expended for capital budget items except as listed below. The amounts shown below shall be expended only for the purposes shown and are not available for expenditure for other purposes. The Department of Public Safety may expend funds for the lease of capital budget items with Legislative Budget Board approval if the department provides a cost-benefit analysis to the Legislative Budget Board that supports leasing instead of purchasing prior to exercising the lease option. Amounts appropriated above and identified in this provision as appropriations either for "Lease payments to the Master Lease Purchase Program" or for items with an "(MLPP)" notation shall be expended only for the purpose of making lease-purchase payments to the Texas Public Finance Authority pursuant to Government Code §1232.103.

	2020	2021
a. Construction of Buildings and Facilities		
(1) Building Programs New Construction: Regional Offices with Crime Labs; Rio Grande City Office; Crime Lab Expansions; and Emergency Vehicle Operations Course - Project #496	\$ 5,088,686	\$ UB
(2) Angleton DL Office	8,000,000	UB
(3) Denton DL Office	8,000,000	UB
(4) E. J. "Joe" King Law Enforcement Center	1,700,000	UB
(5) Tactical Training Facility in Cameron County	750,000	UB
Total, Construction of Buildings and Facilities	\$ 23,538,686	\$ UB
b. Repair or Rehabilitation of Buildings and Facilities		
(1) Deferred Maintenance	\$ 5,567,818	\$ UB

DEPARTMENT OF PUBLIC SAFETY
(Continued)

(2) Improve Crime Lab Services – Garland Remodel	1,650,000	UB
Total, Repair or Rehabilitation of Buildings and Facilities	\$ 7,217,818	\$ UB
c. Acquisition of Information Resource Technologies		
(1) CVE Information Technology Purchases	\$ 934,350	\$ 0
(2) Crime Records Service Information Technology	3,279,626	3,279,626
(3) Address Human Trafficking and Anti-Gang Activities - IT purchases	133,751	0
(4) DL Technology Upgrades	4,385,100	4,385,100
(5) Improve Crime Lab Services - IT Purchases	163,654	0
(6) IT Modernization Initiatives and Maintenance	8,494,542	8,494,542
Total, Acquisition of Information Resource Technologies	\$ 17,391,023	\$ 16,159,268
d. Transportation Items		
(1) Vehicles and Related Equipment	\$ 49,818,414	\$ 37,666,780
(2) Address Human Trafficking and Anti-Gang Squads - Vehicles and Related Equipment	2,063,031	0
(3) Improve Crime Lab Services - Vehicles	157,266	0
Total, Transportation Items	\$ 52,038,711	\$ 37,666,780
e. Acquisition of Capital Equipment and Items		
(1) Tactical X-Ray Scanners	\$ 107,400	\$ 107,400
(2) Technical Unit Intercept System	450,000	450,000
(3) Radios	5,537,291	5,537,291
(4) Crime Laboratory Equipment	2,064,900	400,000
(5) Border Security - Capital Equipment for Operation Drawbridge	3,500,000	3,500,000
(6) Improve Crime Lab Services - Crime Laboratory Equipment	4,699,490	0
Total, Acquisition of Capital Equipment and Items	\$ 16,359,081	\$ 9,994,691
f. Emergency Management: Acquisition of Information Resource Tech		
(1) Land Mobile Satellite Units	\$ 125,000	\$ 125,000
(2) Fixed and Mobile State Operations Center	1,000,000	1,000,000
Total, Emergency Management: Acquisition of Information Resource Tech	\$ 1,125,000	\$ 1,125,000
g. Data Center Consolidation		
(1) Data Center Services (DCS)	\$ 2,339,654	\$ 2,340,074
h. Centralized Accounting and Payroll/Personnel System (CAPPS)		
(1) Comptroller of Public Accounts' Centralized Accounting and Payroll/Personnel System (CAPPS)- Statewide ERP System	\$ 490,214	\$ 868,733
Total, Capital Budget	\$ 120,500,187	\$ 68,154,546
Method of Financing (Capital Budget):		
General Revenue Fund	\$ 101,467,403	\$ 63,377,516
Federal Funds	\$ 7,868,880	\$ 4,269,630

DEPARTMENT OF PUBLIC SAFETY
(Continued)

<u>Other Funds</u>		
Interagency Contracts	\$ 507,400	\$ 507,400
Bond Proceeds - General Obligation Bonds	<u>10,656,504</u>	<u>UB</u>
 Subtotal, Other Funds	 \$ 11,163,904	 \$ 507,400
 Total, Method of Financing	 \$ 120,500,187	 \$ 68,154,546

3. **Marked Vehicles.** None of the funds appropriated above may be expended for the salaries of personnel operating motor vehicles used to stop and actually arrest offenders of highway speed laws unless such vehicles are black, white, or a combination thereof and plainly marked with the department's insignia.
4. **Disposition of Seized Funds.** The Department of Public Safety shall deposit all funds currently held, or obtained in the future pursuant to seizure actions or judicial forfeiture, according to rules and procedures developed by the Comptroller of Public Accounts. The Department of Public Safety shall cooperate with the Comptroller of Public Accounts in developing agreements and procedures for the deposit of seized state funds in accounts in the State Treasury.
5. **Controlled Substances.** Included in the amounts appropriated above is \$3,144,630 in fiscal year 2020 and \$3,144,630 in fiscal year 2021 from Federal Funds. All revenues in excess of these amounts collected under federal forfeiture programs are appropriated to the Department of Public Safety to be used for law enforcement purposes (estimated to be \$0). Any funds unexpended at the close of each fiscal year are appropriated for the following year. Funding priority shall be given to the purchase of new equipment for field employees.
6. **Witness Fees.** From the appropriations made above, the Department of Public Safety may pay the witness fees and travel expenses of out-of-state witnesses, subject to the advance, written approval of the District Attorney for the county having venue over the law violation under investigation.
7. **Purchase of Evidence.** From the amounts appropriated above to the Department of Public Safety, an amount not to exceed \$2,000,000 in each fiscal year of the biennium, exclusive of amounts forfeited to the Department of Public Safety by any court of competent jurisdiction and amounts received from the United States government derived from the forfeiture of monies and property, is designated for the purchase of evidence and/or information and surveillance expenses deemed necessary by the Department of Public Safety; and accountability for expenditures as set forth above shall be governed by such rules and regulations as the director of the Department of Public Safety may recommend and are subject to audit by the State Auditor. Such amounts may be maintained in cash to facilitate the purchase of evidence, information, and/or surveillance expense.
8. **Seized Assets Report.** The Department of Public Safety shall file with the Governor and the Legislative Budget Board, no later than October 30 of each year, a report disclosing information on seized/forfeited assets. The report shall contain a summary of receipts, disbursements, and fund balances for the fiscal year derived from both federal and state sources and supporting detail. The detail information shall, at a minimum, include the following:
 - a. Regarding receipts: the court in which the case was adjudicated, the nature of the assets, the value of the assets, and the specific, intended use of the assets; and
 - b. Regarding disbursements: the departmental control number, the departmental category, the division making the request, the specific item and amount requested, the amount the department approved, and the actual amount expended per item.
9. **Medical and Funeral Costs.** Funds appropriated above may be expended for drugs, medical, hospital, laboratory, and funeral costs of law enforcement employees or other employees performing duties involving unusual risk when injury or death occurs in the performance of such duties. Funds appropriated above shall not be expended for drugs, medical, hospital, laboratory, or funeral costs of employees who are not actively engaged in the performance of law enforcement or other hazardous duties or for law enforcement employees when injury or death occurs in the performance of clerical or office duties as distinguished from law enforcement or other duties involving unusual risk. Funds appropriated above may also be expended for physical examinations and testing when such examinations and tests are a condition of employment or exposure to infectious diseases or hazardous materials occurs in the line of duty.
10. **Authorization of Funeral Travel Reimbursement.** The Department of Public Safety may reimburse a commissioned peace officer or communications officer in its employ the costs for

DEPARTMENT OF PUBLIC SAFETY
(Continued)

lodging, transportation, and meals, in accordance with Article IX travel regulations of this Act, when such travel is for the purpose of representing the Department of Public Safety at the funeral of a fallen peace officer. The reimbursement authorized by this provision applies to out-of-state, as well as, in-state travel. The Department of Public Safety may provide reimbursement for only a small delegation to any single out-of-state funeral.

- 11. Moving Expenses.** Notwithstanding any other provision of this Act, and with the approval of the Director, the Department of Public Safety may use appropriated funds to pay the reasonable, necessary, and resulting costs of moving the household goods and effects of a commissioned peace officer employed by the Department of Public Safety who is transferred from one designated headquarters to another so long as the Department of Public Safety determines that the best interests of the State will be served by such transfer.
- 12. Travel for Security Personnel.** Notwithstanding other provisions of this Act, commissioned Department of Public Safety personnel when transporting and providing security for the Governor or Governor-elect and his or her spouse and immediate family; other members of the executive, legislative, and judicial branches of state government; and visiting government officials travelling in Texas when assigned, shall be reimbursed for their actual meals, lodging, and incidental expenses when on official travel in or out of the state.
- 13. Polygraph Examinations.** None of the funds appropriated to the Department of Public Safety may be expended for polygraph testing of commissioned law enforcement officers of the Department of Public Safety, unless requested by the officer.
- 14. Supply and Inventory Cost Allocation.** The Department of Public Safety may establish a supply and inventory cost pool to which appropriations may be transferred from any strategy item. These transfers shall be restricted to the purchase of supplies and inventory items. Expenditures from the cost pool shall be allocated back to the applicable strategies of the Department of Public Safety within 90 days following the close of each fiscal quarter.
- 15. Parking Violation Revenues.** All revenue received from parking violations under Government Code §411.067 shall be deposited to the General Revenue Fund.
- 16. Appropriation: Automobile Emission Inspections.** Included in amounts appropriated above in Strategy E.2.2, Regulatory Services Compliance, is \$7,353,749 in fiscal year 2020 (General Revenue Fund) and \$7,353,749 in fiscal year 2021 (General Revenue Fund) for the operation of the vehicle emissions inspection and maintenance program pursuant to §382.202, Health and Safety Code.

If additional counties are brought into the vehicle emissions inspection and maintenance program, 80 percent of revenues generated from the vehicle emissions and inspections fee in excess of the Comptroller's Biennial Revenue Estimate in fiscal years 2020 and 2021 and deposited into the General Revenue Fund are appropriated to the agency for the purpose of developing, administering, evaluating, and maintaining the vehicle emissions inspection and maintenance program in the additional counties.

- 17. Full-Time-Equivalents, Recruits.** Recruits participating in the recruit school of the Department of Public Safety shall not be counted toward the limit on the number of full-time equivalent positions (FTEs) for the agency until their graduation. Upon graduation, the additional officers shall not cause the Department of Public Safety to exceed the department's limit on FTEs. The number of participants in the recruit schools shall be included in all required reports concerning FTEs and vacancies, but the recruits and interns shall be reported as a separate total from the agency's other FTEs.
- 18. Hardship Stations.** Out of funds appropriated above, the Department of Public Safety may designate 40 hardship stations across the state based on excessive vacancies and/or cost of living, and to designate specialized assignments across the state based on the type of assignments and/or skills required for the position. The Department of Public Safety shall provide incentives to commissioned peace officers accepting these positions. The incentives will be based upon available funds as determined by the Director.
- 19. Appropriation Transfers.** Notwithstanding Article IX, Section 14.01, the Department of Public Safety may not transfer funds between items of appropriation in excess of 20 percent and shall provide quarterly notification to the Governor and the Legislative Budget Board any time the

DEPARTMENT OF PUBLIC SAFETY
(Continued)

Department of Public Safety transfers an amount of \$100,000 or more between items of appropriation. The Department of Public Safety shall report to the Governor and the Legislative

Budget Board quarterly the total number and amount of transfers during the previous quarter. The report shall include the amount transferred, the strategies involved, and justification for the transfer.

- 20. Interagency Contract for Legal Services.** Out of funds appropriated above, \$1.3 million for the 2020-21 biennium is for an interagency contract with the Office of the Attorney General for legal services provided by the Office of the Attorney General to the Department of Public Safety. Any interagency contract funded by appropriated funds may not exceed reasonable attorney fees for similar legal services in the private sector, shall not jeopardize the ability of the Department of Public Safety to carry out its legislative mandates, and shall not affect the budget for the Department of Public Safety that employees must be terminated in order to pay the amount of the interagency contract.

- 21. Appropriations Limited to Revenue Collections.** Fees and other miscellaneous revenues as authorized and generated by the operation of the Private Security Program pursuant to the Texas Occupations Code, Section 1702.062, shall cover, at a minimum, the cost of appropriations made above in Strategies E.2.1, Regulatory Services Issuance and Modernization, and E.2.2, Regulatory Services Compliance, as well as the "other direct and indirect costs" made elsewhere in this Act associated with this program. Direct costs for the Private Security Program are estimated to be \$3,800,519 in fiscal year 2020 and \$3,800,519 in fiscal year 2021 and "other direct and indirect costs" are estimated to be \$1,276,167 in fiscal year 2020 and \$1,275,182, in fiscal year 2021.

In the event that actual and/or projected revenue collections are insufficient to offset the costs identified by this provision, the Legislative Budget Board may direct that the Comptroller of Public Accounts reduce the appropriation authority provided above to be within the amount of revenue expected to be available.

- 22. Driver Responsibility Program.** Included in the amounts appropriated above in Strategy F.1.3, Enforcement and Compliance Services, (pursuant to §780.002, Health and Safety Code) is \$932,028 in fiscal year 2020 and \$932,028 in fiscal year 2021 in General Revenue Funds for the administration of the driver responsibility program.

Also included in the amounts appropriated above (pursuant to §708.155, Transportation Code), are amounts collected in excess of surcharge amounts of the driver responsibility program as vendor base compensation and related costs for the collection of the surcharges. These amounts are estimated to be \$11,433,587 in fiscal year 2020 and \$11,433,587 in fiscal year 2021 from the General Revenue Fund. All funds collected for vendor base compensation and related costs shall be processed in accordance with procedures established by the Comptroller of Public Accounts. The amount of vendor compensation shall not exceed rates specified in statute.

- 23. Appropriation: Unexpended Balances Bond Proceeds.** Included in amounts appropriated above are unexpended and unobligated balances of General Obligation Bond Proceeds for projects that have been approved under the provisions of Article IX, Sections 19.70 and 19.71 of House Bill 1, Eightieth Legislature, Regular Session, 2007, remaining as of August 31, 2019, (estimated to be \$10,396,504 of which \$5,307,818 is approved for use for Deferred Maintenance).

Any unexpended balances in General Obligation Bond Proceeds described and remaining as of August 31, 2020, are appropriated for the same purposes for the fiscal year beginning September 1, 2020.

Also included in the amounts appropriated above are unexpended and unobligated balances of General Obligation Bond Proceeds for projects that have been approved under the provisions of Article IX, Section 17.02 of Senate Bill 1, Eighty-third Legislature, Regular Session, 2013, remaining as of August 31, 2019, (estimated to be \$260,000).

Any unexpended balances in General Obligation Bond Proceeds described herein and remaining as of August 31, 2020, are appropriated for the same purposes for the fiscal year beginning September 1, 2020.

- 24. Databases and Clearinghouses Related to Missing Persons and Children.** From funds appropriated above in Strategy A.3.1, Special Investigations, the Department of Public Safety shall expend \$1,096,628 in fiscal year 2020 and \$1,096,628 in fiscal year 2021 in General

DEPARTMENT OF PUBLIC SAFETY
(Continued)

Revenue Funds for the administration and support of the University of North Texas Health Science Center at Fort Worth Missing Persons DNA Database and the Missing Children and Missing Persons Information Clearinghouse established under the Code of Criminal Procedure, Chapter 63. The "Number of Full-Time-Equivalents" indicated above includes 3 FTEs in both fiscal years for the administration and support of the programs. The Department of Public Safety shall expend \$825,000 per fiscal year to make interagency contract payments to the University of North Texas Health Science Center at Fort Worth to administer the Missing Persons DNA Database. DPS shall expend \$271,628 per fiscal year to pay department expenses associated with the Missing Persons DNA Database and the administration of the Missing Children and Missing Persons Information Clearinghouse.

25. **State Disaster Resource Support and Staging Sites.** From funds appropriated above in Goal D, Emergency Management, the Texas Division of Emergency Management may expend funds for the operation of state disaster resource support and staging sites, two of which are currently established. TDEM may expend funds for the daily operation of existing and new state disaster resource support and staging sites and shall not eliminate the two existing staging sites. This does not include any costs associated with disaster response. Funds used under this provision may be expended for capital budget purposes notwithstanding limitations on capital budget expenditures elsewhere in this Act.
26. **TexasOnline.** Included in the amounts appropriated above in Strategy E.2.1, Regulatory Services Issuance and Modernization, is revenue generated through Texas Online from Private Security Program subscription fees (estimated to be \$500,000 in Appropriated Receipts in each fiscal year) for the continued operation of TexasOnline in the 2020-21 biennium.
27. **Capital Budget Expenditures from Federal Awards.** To maximize the use of federal funds and to fulfill grant requirements for the receipt and expenditure of federal funds, the Department of Public Safety is exempt from the capital budget rider limitations contained in Article IX of this Act when gifts, grants, inter-local funds and federal funds are received in excess of the amount identified in the agency's capital rider and funds are designated by the donor, grantee, state entity or federal agency solely for construction and repairs or purchase of specific capital items. Amounts expended from these funding sources shall not count towards the limitations imposed by capital budget provisions elsewhere in this Act. Upon receipt of funds, the Department of Public Safety shall notify the Legislative Budget Board and the Governor of the amount received and the items to be purchased as approved by the donor, grantee, state entity or federal agency. The expenditure of funds pursuant to this rider shall not create any ongoing operating cost.
28. **Cash Flow Contingency for Federal Funds.** Contingent upon the receipt of federal funds and the approval of the Legislative Budget Board and the Governor's Office, the Department of Public Safety is appropriated on a temporary basis additional funds to be transferred to the appropriate federal fund in an amount not to exceed \$20,000,000 in each fiscal year of the biennium. The request to access the additional funds by the Department of Public Safety shall include justification for the additional funds. The additional amounts authorized in excess of the Department of Public Safety's method of finance must be repaid upon receipt of federal reimbursement and shall be used only for the purpose of temporary cash flow needs. All the additional funds authorized by this rider within a fiscal year must be repaid by November 30 of the following fiscal year. These transfers and repayments shall be credited to the fiscal year being reimbursed and shall be in accordance with procedures established by the Comptroller of Public Accounts.
29. **Unexpended Balances Within the Biennium.** Any unexpended balances as of August 31, 2020, in appropriations made to the Department of Public Safety are appropriated for the same purposes for the fiscal year beginning September 1, 2020.
30. **Estimated Appropriation for Handgun Licensing Program.** The Department of Public Safety (DPS) shall deposit all revenue collected from handgun licensing application fees to Revenue Object Code 3126 in the General Revenue Fund. Included in the amounts appropriated above out of the General Revenue Fund in Strategy E.2.1, Regulatory Services Issuance and Modernization, is an estimated appropriation of \$6,521,913 in fiscal year 2020 and an estimated appropriation of \$5,691,851 in fiscal year 2021, representing a portion of revenue from each application fee, to fund costs of all required background checks.

For the 2020-21 biennium, the DPS is appropriated 70.6 percent of any additional revenues from handgun licensing application fees that are collected by the agency and deposited to the credit of

DEPARTMENT OF PUBLIC SAFETY
(Continued)

the General Revenue Fund in excess of the amounts reflected in the Comptroller's Biennial Revenue Estimate for the 2020-21 biennium, for the purpose of conducting all required background checks.

31. Clothing Provisions.

- a. A commissioned officer who received a \$1,200 clothing allowance pursuant to the General Appropriations Act during the 2018-19 biennium shall receive a \$1,200 clothing allowance in the 2020-21 biennium.
- b. A commissioned officer who received a \$500 cleaning allowance pursuant to the General Appropriations Act for the 2018-19 biennium shall receive a \$500 cleaning allowance in the 2020-21 biennium irrespective of promotion to any rank.
- c. No person shall receive a \$1,200 clothing allowance unless eligible in subsection (a).
- d. An individual who is newly hired or newly commissioned after September 1, 1997, is eligible to receive a \$500 cleaning allowance.
- e. All noncommissioned personnel required to wear uniforms are entitled to a \$500 cleaning allowance.

32. Driver License Services Reporting. From the amounts appropriated above in Goal F, the Department of Public Safety shall provide an annual report to the Legislative Budget Board and the relevant standing committees of the Legislature on the effectiveness of improvements made to the driver license operations not later than December 1st of each fiscal year. The report shall include information related to specific expenditures, program outcomes and outputs, obstacles to improvement, and any other information that the department deems necessary in order to fully report on the progress of driver license operations. The report shall also detail the following by office: (1) number of available work stations in the state; (2) average wait times for each mega center; (3) number of available FTEs; (4) a statewide weighted average of wait times at all driver license offices; (5) an analysis and explanation if wait times have increased at driver license offices, including all mega centers, driver license offices within a twenty-mile radius of each mega center, and driver license offices outside the twenty-mile radius of mega centers; (6) a plan to improve driver license operations and customer service.

33. Appropriation for Training on Incident Based Reporting. Included in the amounts appropriated above in Strategy E.1.2, Crime Records Services, the Department of Public Safety is appropriated \$360,000 in fiscal year 2020 and \$360,000 in fiscal year 2021 in General Revenue Funds to provide grants to local law enforcement agencies for training on incident based reporting.

34. Enhance Driver Responsibility Program Outreach and Education. Out of funds appropriated above, the Department of Public Safety (DPS) shall develop a statement about Driver Responsibility Program (DRP) surcharges and work with applicable agencies to include this statement in: (1) Texas Department of Insurance TexasSure insurance verification letters; (2) driver license renewal notices mailed by DPS; and (3) on the websites of certain cities that allow individuals to pay fines online for DRP surchargeable offenses.

DPS shall develop information regarding DRP and work in cooperation with the Texas Commission on Law Enforcement to incorporate this information into peace officer training academy and continuing education curricula.

35. Hiring Officers with Previous Experience. From funds appropriated above in Strategy B.1.2, Routine Operations, and C.1.1, Traffic Enforcement, the Department of Public Safety may, at the time a commissioned officer is hired, elect to credit up to four years of experience as a peace officer in any state within the United States as years of service for the purpose of calculating the officer's salary under Salary Classification Schedule C as provided in Article IX, Section 2.01 of this Act. All officers hired under this provision are subject to the one-year probationary period under Government Code, Section 411.007 (g) notwithstanding the officers rank or salary classification.

DEPARTMENT OF PUBLIC SAFETY
(Continued)

36. Differential Pay.

- a. Included in the amounts appropriated by this Act to the Department of Public Safety (DPS), the amount of \$500,000 in General Revenue is allocated for the state fiscal biennium ending August 31, 2021, for the purpose of providing differential pay for hard to fill or specialized service non-commissioned Full-time Equivalent (FTE) positions.
- b. DPS is authorized to pay differential pay for hard to fill or specialized service non-commissioned FTEs, so long as the resulting salary rate does not exceed the rate designated as the maximum rate for the applicable salary group. An employee is no longer eligible to receive this pay when the employee transfers to a position or locality that is not hard to fill or a specialized service.

37. Border Security Cost Containment Efforts. The Department of Public Safety shall submit a report each fiscal year of the state fiscal biennium beginning September 1, 2019, detailing the effectiveness of various cost containment measures the department has implemented, and proposing additional measures to reduce the department's operating costs with respect to the department's border security operations. Not later than October 15 of each fiscal year, the department shall submit the report to the Chair of the House Appropriations Committee, Chair of the Senate Finance Committee, Speaker of the House, Lieutenant Governor, and the Governor, in the form those offices require. Cost containment measures the department must consider include:

- a. eliminating duplicate functions within the department;
- b. having the department perform functions that are being performed by a private contractor; and
- c. using technology to simplify department functions.

38. Transfer Prohibition - Goal B, Secure Texas. Notwithstanding Article IX, Section 14.01 of this Act, the Department of Public Safety shall not transfer funds out of Goal B, Secure Texas, for any purpose other than border security with the following exception: funding for overtime pay sufficient to increase the work week for all of the agency's troopers to an average of 50 hours per week. Any other expenditure of these funds on a purpose other than border security are subject to the prior approval of the Legislative Budget Board. Any funds appropriated for border security not expended for the purpose of border security shall lapse to the treasury.

39. Transfer Prohibition - Goal F, Driver License Services. Notwithstanding Article IX, Section 14.01 or other provision of this Act, the Department of Public Safety may not transfer funds out of Goal F, Driver License Services, without the written approval of the Legislative Budget Board.

40. Crime Laboratory Cost Containment. Included in performance measure targets above for Strategy E.1.1, Crime Laboratory Services, are performance measures to track the efficiency and output of crime laboratory services which should also be used for management of forensic evidence cases by each crime lab. Further, the crime labs should continuously find ways to operate efficiently and develop cost containment measures. Cost containment measures the department must consider include: (1) maintaining communication with agencies requesting forensic evidence testing on the status of cases before forensic testing occurs; and (2) stopping work on a forensic test in accordance with applicable accreditation standards for instances in which a crime lab has begun testing that is determined to be unnecessary.

41. Transfer Prohibition - Strategy E.1.1, Crime Laboratory Services. Notwithstanding Article IX, Section 14.01 or other provision of the Act, the Department of Public Safety shall not transfer funds out of Strategy E.1.1, Crime Laboratory Services, without the written approval of the Legislative Budget Board.

42. Office of the Inspector General. From the funds appropriated above, the Department of Public Safety (DPS) shall not transfer appropriations from Strategy G.1.7, Office of the Inspector General (OIG), without prior written approval of the Governor and the Legislative Budget Board. DPS shall not reduce the number of full-time equivalent positions (FTEs) allocated to the OIG (25 FTEs) without prior written approval from the Governor and the Legislative Budget Board.

DPS shall provide indirect support and administrative resources as necessary to enable OIG to fulfill statutory responsibilities, and the manner in which they are provided shall not infringe on the independence of the OIG.

DEPARTMENT OF PUBLIC SAFETY
(Continued)

Budget requests or other requests related to the General Appropriations Act provisions shall be submitted by DPS in a manner that maintains the independence of the OIG.

43. Angleton and Denton Driver License Offices.

- a. Included in the amounts appropriated above, from Strategy F.1.1, Driver License Services, the Department of Public Safety shall expend up to \$8,000,000 in General Revenue Funds in fiscal year 2020 to purchase or lease, furnish, and equip a new driver license office in the City of Angleton, Texas. Any unexpended balances in General Revenue Funds described above and remaining as of August 31, 2020, are appropriated for the same purposes for the fiscal year beginning September 1, 2020.
- b. Included in the amounts appropriated above, from Strategy F.1.1, Driver License Services, the Department of Public Safety shall expend up to \$8,000,000 in General Revenue Funds in fiscal year 2020 to purchase or lease, furnish, and equip a new driver license office in the City of Denton, Texas. Any unexpended balances in General Revenue Funds described above and remaining as of August 31, 2020, are appropriated for the same purposes for the fiscal year beginning September 1, 2020.

44. Tactical Training Facility in Cameron County.

- a. Included in the amounts appropriated above in Strategy G.1.6, Facilities Management, the Department of Public Safety (DPS) is appropriated \$750,000 in General Revenue Funds in fiscal year 2020 for the construction, furnishing, and equipping of a tactical training facility. This funding shall be considered border security funding.
- b. The facility may include pistol firing lanes, long-range rifle firing lanes, a training pavilion, and a "Live Threat Engagement Training" simulator.
- c. DPS shall manage the training facility and may adopt rules necessary to implement this section. DPS shall make the training facility available for use by DPS, the Texas Military Forces, county and municipal law enforcement agencies, and agencies of the federal government for training purposes.
- d. Any unexpended balances in General Revenue Funds described above and remaining as of August 31, 2020, are appropriated in Strategy G.1.5, Training Academy and Development, for recruit schools and the training of new troopers.

45. Texas Transnational Intelligence Center. Included in the amounts appropriated above in Strategy B.1.2, Routine Operations, is \$250,000 and 4.0 full-time equivalent positions (FTEs) in fiscal year 2020 and \$250,000 and 4.0 FTEs in fiscal year 2021 in General Revenue Funds for the Texas Transnational Intelligence Center. Any unexpended balances remaining on August 31, 2020 are appropriated for the same purpose for the fiscal year beginning September 1, 2020. This appropriation shall be considered border security funding.

46. Automated External Defibrillator Pilot Program. Included in the amounts appropriated above in Strategy C.1.1, Traffic Enforcement, the Department of Public Safety (DPS) is \$150,000 in fiscal year 2020 in General Revenue to implement a pilot program to equip each patrol car in the DPS West Texas Region and the DPS Northwest Texas Region with an Automated External Defibrillator (AED) device. DPS shall collect data on the use and location of the nearest roadway and county where the AED was deployed. DPS shall report the data to the Chair of the House Appropriations Committee, Chair of the Senate Finance Committee, Speaker of the House, Lieutenant Governor, and the Governor.

Any unexpended balances in General Revenue Funds described above and remaining as of August 31, 2020, are appropriated for the same purposes for the fiscal year beginning September 1, 2020.

47. Appropriations Limited to Revenue Collections: Compassionate Use Program. Included in the amounts appropriated above in Strategy E.2.1, Regulatory Services Issuance Modernization, the Department of Public Safety (DPS) is appropriated all fees and other miscellaneous revenue generated by the Compassionate Use Program, pursuant to Health and Safety Code Chapter 487. DPS shall use the generated revenue for the administration of the Compassionate Use Program.

DEPARTMENT OF PUBLIC SAFETY
(Continued)

The agency shall submit an annual report to the Legislative Budget Board no later than December 15 of each fiscal year detailing all fees collected under the Compassionate Use Program and the use of those fees in the direct administration of the Compassionate Use Program.

- 48. Statewide Safe Gun Storage Campaign.** Included in the amounts appropriated above in Strategy G.1.1, Headquarters Administration, is \$500,000 in fiscal year 2020 and \$500,000 in fiscal year 2021 in General Revenue to establish and promote a statewide safe gun storage campaign.

The public awareness campaign shall begin no later than September 1, 2020. The public awareness campaign may include online materials, printed materials, public service announcements, or other advertising media. The public awareness campaign may not convey a message that it is unlawful under state law to keep or store a firearm that is loaded or that is readily accessible for self-defense.

- 49. Prioritize the Testing of Sexual Assault Kits and Improve Crime Lab Services.**

- a. Included in the amounts appropriated above in Strategy E.1.1, Crime Laboratory Services, is \$30,323,935 in fiscal year 2020 and \$21,266,550 in fiscal year 2021 in General Revenue Funds for the Department of Public Safety (DPS) to increase crime lab capacity and to prioritize the testing of backlogged Sexual Assault Kits. Included in the number of Full-Time Equivalent (FTE) positions authorized above, is 122.0 additional full-time-equivalent positions in each fiscal year.
- b. DPS shall allocate \$29,423,935 in fiscal year 2020 and \$20,366,550 in fiscal year 2021 in General Revenue to improve crime lab services, provide salary increases to improve retention, and create a second forensic analyst shift.
- c. DPS shall allocate \$900,000 in fiscal year 2020 and \$900,000 in fiscal year 2021 in General Revenue to enter into an interagency contract with the Forensic Science Department at Sam Houston State University for assistance with the onboarding of analysts in the seized drug and toxicology disciplines at state crime labs. Any unexpended balances as of August 31, 2020, are appropriated for the same purpose for fiscal year 2021.

- 50. Human Trafficking Prevention and Enforcement.**

- a. Included in the amounts appropriated above to the Department of Public Safety (DPS) is \$13,042,438 and 68.4 Full-time Equivalent (FTE) positions in fiscal year 2020, and \$7,775,086 and 68.4 FTEs in fiscal year 2021 in Strategy A.1.1, Organized Crime, and \$3,754,575 and 47.0 FTEs in fiscal year 2020, and \$3,278,035 and 47.0 FTEs in fiscal year 2021 in Strategy A.2.1, Intelligence, to address human trafficking and anti-gang activities.
- b. DPS shall allocate the funds described above as follows:
 - (1) \$15,817,524 in the biennium for CID Texas Anti-Gang Squads;
 - (2) \$7,032,610 in the biennium for Human and Child Sex Trafficking Investigative Squads; and
 - (3) \$5,000,000 in the biennium for Regional Human Trafficking Investigative Squads.
- c. Included in the amounts appropriated above in Strategy A.1.1, Organized Crime, is \$4,950,011 in fiscal year 2020 and \$4,950,011 in fiscal year 2021 out of the General Revenue-Dedicated Sexual Assault Program Account No. 5010 for human trafficking enforcement.

- 51. Recruit Schools.** Included in the amounts appropriated above in Strategy G.1.5, Training Academy and Development, the Department of Public Safety is appropriated \$5,000,000 in fiscal year 2020 and \$5,000,000 in fiscal year 2021 in General Revenue Funds to conduct a minimum of two recruit school classes with an estimated graduation rate of 92 new troopers per class.

- 52. Driver License Extended Hours Pilot Program.** From the funds appropriated above in Strategy F.1.1, Driver License Services, the Department of Public Safety (DPS) shall conduct a pilot program for extended hours for driver license offices. DPS shall choose two rural and two urban

DEPARTMENT OF PUBLIC SAFETY
(Continued)

offices to keep open until 9:00 pm on weekdays for three months, then submit a report on their findings to the Legislature. The report shall include information and analysis regarding wait times and the number of customers served for both regular and extended office hours.

- 53. Study the Management, Operating Structure, and Opportunities and Challenges of Transferring the Driver License Program.** Included in the amounts appropriated above in Strategy F.1.1, Driver License Services, is \$1,000,000 in General Revenue Funds in fiscal year 2020 for the Department of Public Safety to contract with an independent, third party, consistent with general law, to conduct a study that examines and makes recommendations on the management, operating structure, methods to incentivize driver license online renewal for eligible individuals, and opportunities and challenges of transferring the driver license program to the Department of Motor Vehicles, or becoming a standalone agency. The contractor must submit a report containing the results of the study and recommendations to the Legislature, the Governor, the Sunset Advisory Commission, the Department of Public Safety, and the Texas Department of Motor Vehicles not later than September 1, 2020.
- 54. Grant for a Helicopter for the City of Houston.** Included in the amounts appropriated above in Strategy A.1.2, Criminal Interdiction, is \$7,500,000 in fiscal year 2020 in General Revenue for a public safety grant for a helicopter with hoisting capability for the City of Houston to assist in regional and statewide efforts to enhance security and combat gangs, criminal activity, and terrorism.
- 55. E. J. "Joe" King Law Enforcement Center.** Included in the amounts appropriated above, from Strategy G.1.6, Facilities Maintenance, is \$1,700,000 in fiscal year 2020 in General Revenue Funds for a consolidated law enforcement center with the Brazoria County's Sheriff's Office, to be named in honor of E. J. "Joe" King. This funding is contingent upon a memorandum of understanding between the Department of Public Safety and the Brazoria County Commissioners' Court, and a donation of land. Any unexpended balances in General Revenue Funds described above and remaining as of August 31, 2020, are appropriated for the same purposes for the fiscal year beginning September 1, 2020.
- 56. Sunset Contingency.** Funds appropriated above for fiscal year 2021 for the Department of Public Safety are made contingent on the continuation of the Department of Public Safety by the Eighty-sixth Legislature, Regular Session, 2019. In the event that the agency is not continued, the funds appropriated above for fiscal year 2020, or as much thereof as may be necessary, are to be used to provide for the phase out of the agency operations.

RETIREMENT AND GROUP INSURANCE

	For the Years Ending	
	August 31, 2020	August 31, 2021
Method of Financing:		
General Revenue Fund	\$ 950,534,980	\$ 962,865,785
General Revenue Dedicated Accounts	\$ 5,917,267	\$ 5,940,354
Federal Funds	\$ 15,201,366	\$ 15,907,437
Total, Method of Financing	\$ 971,653,613	\$ 984,713,576
Items of Appropriation:		
A. Goal: EMPLOYEES RETIREMENT SYSTEM		
A.1.1. Strategy: RETIREMENT CONTRIBUTIONS	\$ 222,435,412	\$ 223,510,524
Retirement Contributions. Estimated.		
A.1.2. Strategy: GROUP INSURANCE	655,616,031	666,707,731
Group Insurance Contributions. Estimated.		
A.1.3. Strategy: PUBLIC SAFETY BENEFITS	13,786,308	13,786,308
Public Safety Benefits. Estimated.		
A.1.4. Strategy: LECOS RETIREMENT PROGRAM	8,693,996	8,693,996
LECOS Retirement Program Contributions.		
Estimated.		

RETIREMENT AND GROUP INSURANCE
(Continued)

A.1.5. Strategy: PROBATION HEALTH INSURANCE Insurance Contributions for Local CSCD Employees. Estimated.	<u>71,121,866</u>	<u>72,015,017</u>
Total, Goal A: EMPLOYEES RETIREMENT SYSTEM	<u>\$ 971,653,613</u>	<u>\$ 984,713,576</u>
Grand Total, RETIREMENT AND GROUP INSURANCE	<u>\$ 971,653,613</u>	<u>\$ 984,713,576</u>

SOCIAL SECURITY AND BENEFIT REPLACEMENT PAY

	For the Years Ending	
	August 31, 2020	August 31, 2021
Method of Financing:		
General Revenue Fund	\$ 199,588,566	\$ 200,072,335
General Revenue Dedicated Accounts	\$ 333,069	\$ 334,502
Federal Funds	<u>\$ 4,126,207</u>	<u>\$ 4,256,519</u>
Total, Method of Financing	<u>\$ 204,047,842</u>	<u>\$ 204,663,356</u>
Items of Appropriation:		
A. Goal: SOCIAL SECURITY/BENEFIT REPLACEMENT Comptroller - Social Security.		
A.1.1. Strategy: STATE MATCH -- EMPLOYER State Match -- Employer. Estimated.	\$ 201,629,274	\$ 202,607,574
A.1.2. Strategy: BENEFIT REPLACEMENT PAY Benefit Replacement Pay. Estimated.	<u>2,418,568</u>	<u>2,055,782</u>
Total, Goal A: SOCIAL SECURITY/BENEFIT REPLACEMENT	<u>\$ 204,047,842</u>	<u>\$ 204,663,356</u>
Grand Total, SOCIAL SECURITY AND BENEFIT REPLACEMENT PAY	<u>\$ 204,047,842</u>	<u>\$ 204,663,356</u>

BOND DEBT SERVICE PAYMENTS

	For the Years Ending	
	August 31, 2020	August 31, 2021
Method of Financing:		
General Revenue Fund	<u>\$ 71,833,289</u>	<u>\$ 70,176,199</u>
Total, Method of Financing	<u>\$ 71,833,289</u>	<u>\$ 70,176,199</u>
Items of Appropriation:		
A. Goal: FINANCE CAPITAL PROJECTS		
A.1.1. Strategy: BOND DEBT SERVICE To Texas Public Finance Authority for Pmt of Bond Debt Svc.	\$ 71,833,289	\$ 70,176,199 & UB
Grand Total, BOND DEBT SERVICE PAYMENTS	<u>\$ 71,833,289</u>	<u>\$ 70,176,199</u>

LEASE PAYMENTS

	For the Years Ending	
	August 31, 2020	August 31, 2021
Method of Financing:		
General Revenue Fund	<u>\$ 54,788</u>	<u>\$ 37,986</u>
Total, Method of Financing	<u>\$ 54,788</u>	<u>\$ 37,986</u>

LEASE PAYMENTS
(Continued)

Items of Appropriation:

A. Goal: FINANCE CAPITAL PROJECTS

A.1.1. Strategy: LEASE PAYMENTS
To TFC for Payment to TPFA.

\$ 54,788 \$ 37,986

Grand Total, LEASE PAYMENTS

\$ 54,788 \$ 37,986

**RECAPITULATION - ARTICLE V
PUBLIC SAFETY AND CRIMINAL JUSTICE
(General Revenue)**

	For the Years Ending	
	August 31, 2020	August 31, 2021
	<u>2020</u>	<u>2021</u>
Alcoholic Beverage Commission	\$ 56,942,852	\$ 54,778,798
Department of Criminal Justice	3,343,242,969	3,358,058,329
Commission on Fire Protection	1,885,777	1,885,777
Commission on Jail Standards	1,438,994	1,438,994
Juvenile Justice Department	309,230,088	304,183,289
Commission on Law Enforcement	137,264	137,264
Military Department	25,454,577	25,509,172
Department of Public Safety	<u>1,113,406,815</u>	<u>1,033,631,429</u>
Subtotal, Public Safety and Criminal Justice	\$ 4,851,739,336	\$ 4,779,623,052
Retirement and Group Insurance	950,534,980	962,865,785
Social Security and Benefit Replacement Pay	<u>199,588,566</u>	<u>200,072,335</u>
Subtotal, Employee Benefits	\$ 1,150,123,546	\$ 1,162,938,120
Bond Debt Service Payments	71,833,289	70,176,199
Lease Payments	<u>54,788</u>	<u>37,986</u>
Subtotal, Debt Service	\$ <u>71,888,077</u>	\$ <u>70,214,185</u>
TOTAL, ARTICLE V - PUBLIC SAFETY AND CRIMINAL JUSTICE	<u>\$ 6,073,750,959</u>	<u>\$ 6,012,775,357</u>

**RECAPITULATION - ARTICLE V
PUBLIC SAFETY AND CRIMINAL JUSTICE
(General Revenue-Dedicated)**

	For the Years Ending	
	August 31, 2020	August 31, 2021
Department of Criminal Justice	\$ 118,588	\$ 118,589
Commission on Law Enforcement	3,203,512	3,297,940
Department of Public Safety	8,314,998	8,314,998
Subtotal, Public Safety and Criminal Justice	\$ 11,637,098	\$ 11,731,527
Retirement and Group Insurance	5,917,267	5,940,354
Social Security and Benefit Replacement Pay	333,069	334,502
Subtotal, Employee Benefits	\$ 6,250,336	\$ 6,274,856
TOTAL, ARTICLE V - PUBLIC SAFETY AND CRIMINAL JUSTICE	\$ 17,887,434	\$ 18,006,383

**RECAPITULATION - ARTICLE V
PUBLIC SAFETY AND CRIMINAL JUSTICE
(Federal Funds)**

	For the Years Ending	
	August 31, 2020	August 31, 2021
Alcoholic Beverage Commission	\$ 500,000	\$ 500,000
Department of Criminal Justice	9,800,165	9,360,260
Juvenile Justice Department	9,123,115	9,045,461
Military Department	67,721,719	66,794,075
Department of Public Safety	1,449,651,700	2,100,741,839
Subtotal, Public Safety and Criminal Justice	\$ 1,536,796,699	\$ 2,186,441,635
Retirement and Group Insurance	15,201,366	15,907,437
Social Security and Benefit Replacement Pay	4,126,207	4,256,519
Subtotal, Employee Benefits	\$ 19,327,573	\$ 20,163,956
TOTAL, ARTICLE V - PUBLIC SAFETY AND CRIMINAL JUSTICE	\$ 1,556,124,272	\$ 2,206,605,591

**RECAPITULATION - ARTICLE V
PUBLIC SAFETY AND CRIMINAL JUSTICE
(Other Funds)**

	For the Years Ending	
	August 31, 2020	August 31, 2021
Alcoholic Beverage Commission	\$ 102,938	\$ 102,938
Department of Criminal Justice	82,609,527	67,609,527
Commission on Fire Protection	90,000	90,000
Commission on Jail Standards	1,425	1,425
Juvenile Justice Department	12,211,499	12,211,499
Commission on Law Enforcement	702,000	692,000
Military Department	10,537,500	9,537,500
Department of Public Safety	62,120,830	52,294,388
Subtotal, Public Safety and Criminal Justice	\$ 168,375,719	\$ 142,539,277
Less Interagency Contracts	\$ 78,391,900	\$ 77,391,901
TOTAL, ARTICLE V - PUBLIC SAFETY AND CRIMINAL JUSTICE	\$ 89,983,819	\$ 65,147,376

**RECAPITULATION - ARTICLE V
PUBLIC SAFETY AND CRIMINAL JUSTICE
(All Funds)**

	For the Years Ending	
	August 31, 2020	August 31, 2021
	<u>2020</u>	<u>2021</u>
Alcoholic Beverage Commission	\$ 57,545,790	\$ 55,381,736
Department of Criminal Justice	3,435,771,249	3,435,146,705
Commission on Fire Protection	1,975,777	1,975,777
Commission on Jail Standards	1,440,419	1,440,419
Juvenile Justice Department	330,564,702	325,440,249
Commission on Law Enforcement	4,042,776	4,127,204
Military Department	103,713,796	101,840,747
Department of Public Safety	<u>2,633,494,343</u>	<u>3,194,982,654</u>
Subtotal, Public Safety and Criminal Justice	\$ 6,568,548,852	\$ 7,120,335,491
Retirement and Group Insurance	971,653,613	984,713,576
Social Security and Benefit Replacement Pay	<u>204,047,842</u>	<u>204,663,356</u>
Subtotal, Employee Benefits	\$ 1,175,701,455	\$ 1,189,376,932
Bond Debt Service Payments	71,833,289	70,176,199
Lease Payments	<u>54,788</u>	<u>37,986</u>
Subtotal, Debt Service	\$ 71,888,077	\$ 70,214,185
Less Interagency Contracts	<u>\$ 78,391,900</u>	<u>\$ 77,391,901</u>
TOTAL, ARTICLE V - PUBLIC SAFETY AND CRIMINAL JUSTICE	<u>\$ 7,737,746,484</u>	<u>\$ 8,302,534,707</u>
Number of Full-Time-Equivalents (FTE)	55,015.0	55,008.0

ARTICLE VI

NATURAL RESOURCES

Sec. 1. The several sums of money herein specified, or so much thereby as may be necessary, are appropriated out of any funds in the State Treasury not otherwise appropriated, or out of special funds as indicated, for the support, maintenance, or improvement of the designated natural resources agencies.

DEPARTMENT OF AGRICULTURE

	For the Years Ending	
	August 31, 2020	August 31, 2021
Method of Financing:		
<u>General Revenue Fund</u>		
General Revenue Fund	\$ 53,128,741	\$ 52,597,462
GR Match for Community Development Block Grants	1,811,100	1,811,100
Subtotal, General Revenue Fund	\$ 54,939,841	\$ 54,408,562
 GR Dedicated - Permanent Fund Rural Health Facility Capital Improvement Account No. 5047	 \$ 1,583,600	 \$ 1,583,600
<u>Federal Funds</u>		
Federal Funds	\$ 566,341,167	\$ 585,631,396
Texas Department of Rural Affairs Federal Fund No. 5091	64,162,774	64,162,774
Subtotal, Federal Funds	\$ 630,503,941	\$ 649,794,170
<u>Other Funds</u>		
Texas Economic Development Fund No. 0183, estimated	\$ 1,010,407	\$ 50,000
Permanent Endowment Fund for Rural Communities Health Care Investment Program	139,906	139,906
Appropriated Receipts	1,410,366	1,410,366
Texas Agricultural Fund No. 683	993,669	993,669
Interagency Contracts	432,484	432,484
License Plate Trust Fund Account No. 0802, estimated	56,574	56,574
Subtotal, Other Funds	\$ 4,043,406	\$ 3,082,999
Total, Method of Financing	\$ 691,070,788	\$ 708,869,331
 Other Direct and Indirect Costs Appropriated Elsewhere in this Act	 \$ 4,408,532	 \$ 4,415,559
 This bill pattern represents an estimated 92.4% of this agency's estimated total available funds for the biennium.		
 Number of Full-Time-Equivalents (FTE):	 725.9	 725.9
 Schedule of Exempt Positions:		
Commissioner of Agriculture, Group 5	\$140,938	\$140,938
 Items of Appropriation:		
A. Goal: AGRICULTURAL TRADE & RURAL AFFAIRS		
Agricultural Trade & Rural Community Development and Rural Health.		
A.1.1. Strategy: TRADE & ECONOMIC DEVELOPMENT Maintain Trade and Identify and Develop Economic Opportunities.	\$ 7,534,733	\$ 6,275,551
A.1.2. Strategy: PROMOTE TEXAS AGRICULTURE	241,008	241,008
A.2.1. Strategy: RURAL COMMUNITY AND ECO DEVELOPMENT Provide Grants for Community and Economic Development in Rural Areas.	65,545,887	65,545,887
A.2.2. Strategy: RURAL HEALTH	4,444,454	4,444,454
Total, Goal A: AGRICULTURAL TRADE & RURAL AFFAIRS	\$ 77,766,082	\$ 76,506,900

DEPARTMENT OF AGRICULTURE
(Continued)

B. Goal: PROTECT TX AG PRODUCERS & CONSUMERS

Protect Texas Agricultural Producers and Consumers.

B.1.1. Strategy: PLANT HEALTH AND SEED QUALITY	\$ 4,431,173	\$ 4,447,556
Verify Health & Quality of Plants/Seeds Grown/Sold/Transported in Texas.		
B.1.2. Strategy: COMMODITY REGULATION & PRODUCTN	916,310	921,579
Agricultural Commodity Regulation and Production.		
B.2.1. Strategy: REGULATE PESTICIDE USE	12,526,226	12,509,128
B.2.2. Strategy: STRUCTURAL PEST CONTROL	2,369,439	2,378,060
B.3.1. Strategy: WEIGHTS/MEASURES DEVICE ACCURACY	<u>8,167,453</u>	<u>8,289,460</u>
Inspect Weighing and Measuring Devices for Customer Protection.		

Total, Goal B: PROTECT TX AG PRODUCERS & CONSUMERS	\$ 28,410,601	\$ 28,545,783
---	---------------	---------------

C. Goal: FOOD AND NUTRITION

Provide Funding and Assistance for Food and Nutrition Programs.

C.1.1. Strategy: NUTRITION PROGRAMS (FEDERAL)	\$ 557,952,851	\$ 577,541,855
Support Federally Funded Nutrition Programs in Schools and Communities.		
C.1.2. Strategy: NUTRITION ASSISTANCE (STATE)	<u>15,391,265</u>	<u>15,391,265</u>
Nutrition Assistance for At-Risk Children and Adults (State).		

Total, Goal C: FOOD AND NUTRITION	\$ 573,344,116	\$ 592,933,120
--	----------------	----------------

D. Goal: INDIRECT ADMINISTRATION

D.1.1. Strategy: CENTRAL ADMINISTRATION	\$ 5,585,758	\$ 5,935,759
D.1.2. Strategy: INFORMATION RESOURCES	4,271,295	3,244,667
D.1.3. Strategy: OTHER SUPPORT SERVICES	<u>1,692,936</u>	<u>1,703,102</u>

Total, Goal D: INDIRECT ADMINISTRATION	<u>\$ 11,549,989</u>	<u>\$ 10,883,528</u>
---	----------------------	----------------------

Grand Total, DEPARTMENT OF AGRICULTURE	<u>\$ 691,070,788</u>	<u>\$ 708,869,331</u>
---	-----------------------	-----------------------

Object-of-Expense Informational Listing:

Salaries and Wages	\$ 40,493,549	\$ 40,493,549
Other Personnel Costs	1,311,982	1,311,982
Professional Fees and Services	8,980,596	8,118,577
Fuels and Lubricants	541,350	541,350
Consumable Supplies	697,504	697,504
Utilities	608,358	608,358
Travel	1,919,360	1,919,360
Rent - Building	1,312,909	1,312,909
Rent - Machine and Other	354,488	354,488
Other Operating Expense	11,322,671	12,527,049
Client Services	515,619,288	533,469,343
Grants	105,662,751	106,170,488
Capital Expenditures	<u>2,245,982</u>	<u>1,344,374</u>

Total, Object-of-Expense Informational Listing	<u>\$ 691,070,788</u>	<u>\$ 708,869,331</u>
---	-----------------------	-----------------------

**Estimated Allocations for Employee Benefits and Debt
Service Appropriations Made Elsewhere in this Act:**

Employee Benefits

Retirement	\$ 3,294,165	\$ 3,310,636
Group Insurance	9,498,819	9,703,994
Social Security	2,652,438	2,665,700
Benefits Replacement	<u>44,579</u>	<u>37,892</u>

Subtotal, Employee Benefits	\$ 15,490,001	\$ 15,718,222
-----------------------------	---------------	---------------

DEPARTMENT OF AGRICULTURE
(Continued)

Debt Service

TPFA GO Bond Debt Service \$ 1,220 \$ 1,346

Total, Estimated Allocations for Employee Benefits and Debt Service Appropriations Made Elsewhere in this Act

\$ 15,491,221 \$ 15,719,568

1. Performance Measure Targets. The following is a listing of the key performance target levels for the Department of Agriculture. It is the intent of the Legislature that appropriations made by this Act be utilized in the most efficient and effective manner possible to achieve the intended mission of the Department of Agriculture. In order to achieve the objectives and service standards established by this Act, the Department of Agriculture shall make every effort to attain the following designated key performance target levels associated with each item of appropriation.

	<u>2020</u>	<u>2021</u>
A. Goal: AGRICULTURAL TRADE & RURAL AFFAIRS		
Outcome (Results/Impact):		
Percent Increase in the Number of Business Assists Facilitated	1%	1%
Percent of Rural Communities Assisted	30%	30%
Percent of the Small Communities' Population Benefiting from Public Facility, Economic Development, Housing Assistance and Planning Projects	40%	40%
A.1.1. Strategy: TRADE & ECONOMIC DEVELOPMENT		
Output (Volume):		
Number of Rural Community Assists	700	700
Rural Development Activities and Events in Which TDA Participated	325	325
Number of Pounds of Fruits, Vegetables, Peanuts and Nuts Inspected (in Billions)	3.84	3.93
A.1.2. Strategy: PROMOTE TEXAS AGRICULTURE		
Output (Volume):		
Number of Entities Enrolled in TDA Marketing Programs	1,675	1,675
Number of Businesses Assisted	3,000	3,000
A.2.1. Strategy: RURAL COMMUNITY AND ECO DEVELOPMENT		
Output (Volume):		
Number of New Community/Economic Development Contracts Awarded	200	200
Number of Projected Beneficiaries from New Community/Economic Development Contracts Awarded	300,000	300,000
Number of Programmatic Monitoring Activities Performed	285	285
A.2.2. Strategy: RURAL HEALTH		
Output (Volume):		
Number of Low Interest Loans and Grants Awarded to Rural Hospitals	30	30
B. Goal: PROTECT TX AG PRODUCERS & CONSUMERS		
Outcome (Results/Impact):		
Percent of Seed Samples Found to Be in Full Compliance with State and Federal Standards	97%	97%
Percent of Ag Pesticide Inspections in Compliance with Pesticide Laws and Regulations	92%	92%
Percent of Complaints Resolved within Six Months	75%	75%
Percent of Independent School Districts Inspected Found to Be in Compliance	55%	55%
Percent of Total Weights and Measures Device Routine Inspections Found in Full Compliance with State and Federal Standards	94%	94%
Percent of Fuel Quality Inspections Found to Be in Full Compliance	80%	80%
B.1.1. Strategy: PLANT HEALTH AND SEED QUALITY		
Output (Volume):		
Number of Official Seed Inspection Samples Drawn & Submitted for Analysis	4,500	4,500
Number of Nursery and Floral Establishment Inspections Conducted	8,000	8,000
Number of Hours Spent at Inspections of Plant Shipments and Regulated Articles	9,100	9,100
B.1.2. Strategy: COMMODITY REGULATION & PRODUCTN		
Output (Volume):		
Number of Egg Packer, Dealer, Wholesaler, and Retailer Inspections Conducted	2,100	2,100

DEPARTMENT OF AGRICULTURE
(Continued)

Number of Grain Warehouse Inspections, Re-inspections, and Audits Conducted	220	220
B.2.1. Strategy: REGULATE PESTICIDE USE		
Output (Volume):		
Number of Agricultural Pesticide Complaint Investigations Conducted	225	225
Number of Inspections to Verify Compliance for Organic or Other Crop Production Certification Programs	235	235
B.2.2. Strategy: STRUCTURAL PEST CONTROL		
Output (Volume):		
Number of New Individual and Business Licenses Issued	8,000	8,000
Number of Licenses Renewed (Individuals and Businesses)	27,500	27,500
Number of Complaints Resolved	115	115
Number of Structural Business License Inspections Conducted	980	980
Number of School Inspections Performed	250	250
Efficiencies:		
Average Licensing Cost Per Individual and Business License Issued	9	9
B.3.1. Strategy: WEIGHTS/MEASURES DEVICE		
ACCURACY		
Output (Volume):		
Number of Weights and Measures Device Inspections Conducted	60,028	60,028
Number of Weights and Measures Device Registration and Compliance Inspections Conducted	3,000	3,000
Number of Weights and Measures Random-Standard Package and Price Verification Inspections Conducted	2,500	2,500
C. Goal: FOOD AND NUTRITION		
Outcome (Results/Impact):		
Percent of School Districts with No Compliance Review Fiscal Action	90%	90%
Average Daily Number of Children and Adults Served Meals through Child and Adult Food Care Program	600,000	600,000
C.1.1. Strategy: NUTRITION PROGRAMS (FEDERAL)		
Output (Volume):		
Number of School Staff Trained on School Nutrition Program (SNP) Regulations and Policies	32,000	32,000

2. Capital Budget. None of the funds appropriated above may be expended for capital budget items except as listed below. The amounts shown below shall be expended only for the purposes shown and are not identified for expenditure for other purposes. Amounts appropriated above and identified in this provision as appropriations either for "Lease Payments to the Master Lease Purchase Program" or for items with an "(MLPP)" notation shall be expended only for the purpose of making lease-purchase payments to the Texas Public Finance Authority pursuant to the provisions of Government Code §1232.103.

	2020	2021
a. Acquisition of Information Resource Technologies		
(1) Computer Equipment & Software	\$ 305,613	\$ 210,762
(2) Consolidation and Modernization of Legacy System	1,026,628	0
(3) Community Development and Block Grant Software	1,000,000	250,000
Total, Acquisition of Information Resource Technologies	\$ 2,332,241	\$ 460,762
b. Transportation Items		
(1) Fleet Vehicles	\$ 696,500	\$ 443,500
c. Acquisition of Capital Equipment and Items		
(1) Mass Comparators	\$ 200,000	\$ 117,000
d. Other Lease Payments to the Master Lease Purchase Program (MLPP)		
(1) Lease Payments - Metrology Laboratory	\$ 112,949	\$ 111,984
(2) Lease Payments - Weight Truck	28,338	28,225
(3) Lease Payments - LC/T Mass Spectrometer	43,935	43,665
Total, Other Lease Payments to the Master Lease Purchase Program (MLPP)	\$ 185,222	\$ 183,874

DEPARTMENT OF AGRICULTURE
(Continued)

e. Data Center Consolidation			
(1) Data Center Consolidation	\$	24,395	\$ 24,744
f. Centralized Accounting and Payroll/Personnel System (CAPPS)			
(1) Centralized Accounting and Payroll/Personnel System Conversion	\$	0	\$ 350,000
Total, Capital Budget	\$	<u>3,438,358</u>	<u>\$ 1,579,880</u>

Method of Financing (Capital Budget):

<u>General Revenue Fund</u>			
General Revenue Fund	\$	2,275,406	\$ 1,230,710
GR Match for Community Development Block Grants		<u>6,500</u>	<u>6,500</u>
Subtotal, General Revenue Fund	\$	2,281,906	\$ 1,237,210
<u>Federal Funds</u>			
Federal Funds	\$	143,344	\$ 79,562
Texas Department of Rural Affairs Federal Fund No. 5091		<u>1,005,100</u>	<u>255,100</u>
Subtotal, Federal Funds	\$	1,148,444	\$ 334,662
<u>Other Funds</u>			
Appropriated Receipts	\$	5,308	\$ 5,308
Texas Agricultural Fund No. 683		<u>2,700</u>	<u>2,700</u>
Subtotal, Other Funds	\$	<u>8,008</u>	<u>\$ 8,008</u>
Total, Method of Financing	\$	<u>3,438,358</u>	<u>\$ 1,579,880</u>

3. **Land Donations.** In connection with the performance of its various responsibilities and programs the Department of Agriculture is authorized to use funds appropriated by this Act to lease and/or accept the donation of land or the use of land from: (1) governmental agencies; (2) private firms; (3) corporations; (4) individuals; (5) or other persons.

4. **Transfer Authority.** Notwithstanding provisions relating to appropriation transfers contained in Article IX, Sec. 14.01, Appropriation Transfers, of this Act, the Department of Agriculture (TDA) may not transfer amounts identified for cost recovery programs in Rider 24, Appropriations Limited to Revenue Collections: Cost Recovery Programs, between strategies nor may TDA transfer appropriations from non-related programs into cost recovery programs.

5. **Texas Agricultural Fund.** In addition to amounts appropriated above, the Texas Agricultural Finance Authority is appropriated out of the Texas Agricultural Fund No. 683 each fiscal year, all necessary amounts required to cover any defaults on loans referenced under Chapter 5, Subchapter E, Texas Agriculture Code, or for payments for the purpose of providing reduced interest rates on loans guaranteed to borrowers as authorized by §58.052(e), Texas Agriculture Code.

6. **Master Lease Purchase Program (MLPP) Payments.** Amounts appropriated above to the Department of Agriculture from the General Revenue Fund in strategies identified below include the following estimated amounts required each fiscal year to make lease payments to the Texas Public Finance Authority for the revenue bonds issued to finance the following:

	For the Years Ending	
	August 31, <u>2020</u>	August 31, <u>2021</u>
a) B.3.1, Weights & Measure Device Accuracy		
1) Metrology Lab Construction	\$ 112,949	\$ 111,984
2) Weight Truck Purchase	\$ 28,338	\$ 28,225
Total, B.3.1	\$ 141,287	\$ 140,209

DEPARTMENT OF AGRICULTURE
(Continued)

b) B.2.1, Regulate Pesticide Use		
1) Liquid Chromatograph/Tandem Mass Spectrometer	\$ 43,935	\$ 43,665
 Total, Estimated MLPP Payments	 \$ 185,222	 \$ 183,874

The Department of Agriculture shall set fees for the Weights, Measures, and Metrology and Pesticide programs necessary to recover an amount equal to the amount of the appropriations made above for lease payments, and maintain the fee rate in such an amount during the term of any revenue obligations authorized herein.

7. **Yardage Fees.** Amounts appropriated above each fiscal year include an amount not to exceed \$159,513 in General Revenue in Strategy A.1.1, Economic Development, from yardage fee revenue collected by the Texas Department of Agriculture for maintenance and operating expenses for livestock export pens pursuant to Agriculture Code §146.021.
8. **Food and Nutrition Programs.** Amounts appropriated above to the Texas Department of Agriculture for the 2020-21 biennium include \$1,134,985,500 out of Federal Funds and \$509,206 out of the General Revenue Fund in Strategy C.1.1, Nutrition Programs (Federal), to administer the Food and Nutrition Programs and to make payments to providers participating in the Fresh Fruit and Vegetable Program, the Child and Adult Care Food Program 1.5% Audit, the Summer Food Service Program, the Emergency Food Assistance Program, Farmers Market Nutritional Program, Seniors Farmers Market Nutritional Program, the Child and Adult Care Food Program, the Commodity Distribution Programs, and private and nonprofit institutions participating in the Special Milk Program, National School Lunch Program, and the School Breakfast Program.

The Child Nutrition Program (CNP) is administered by the Texas Department of Agriculture pursuant to a waiver from the United States Department of Agriculture (USDA). Payments to independent school districts for the CNP are funded in the Texas Education Agency's budget. Amounts appropriated elsewhere in this Act to the Texas Education Agency for the 2020-21 biennium include \$4,365,729,060 out of Federal Funds and \$29,236,682 out of the General Revenue Fund to provide reimbursement for the National School Lunch Program, the After School Care Program, the Seamless Summer Option, and the School Breakfast Program.
9. **Texas Shrimp Marketing Assistance Program.** Amounts appropriated above out of Interagency Contracts total an estimated \$156,867 each fiscal year, which includes \$128,047 in Strategy A.1.1, Economic Development, and \$28,820 in Strategy D.1.1, Central Administration, include fee revenue transferred from the Texas Parks and Wildlife Department pursuant to Parks and Wildlife Code §77.002(c) for the purpose of administering the Texas Shrimp Marketing Program.
10. **Texans Feeding Texans (Surplus Agricultural Product Grant Program).** Amounts appropriated above out of the General Revenue Fund in Strategy C.1.2, Nutrition Assistance for At-Risk Children and Adults (State), include \$5,081,480 in fiscal year 2020 and \$5,081,480 in fiscal year 2021 to fund the Texans Feeding Texans (Surplus Agricultural Product Grant Program) to offset the costs of harvesting, gleaning and transporting agricultural products to Texas food banks.
11. **Texas.gov Authority Appropriation.** The Department of Agriculture is authorized in accordance with §2054.252 of the Government Code to increase the occupational license, permit, and registration fees imposed on licensees by an amount sufficient to cover the cost of the subscription fee charged by the Texas.gov Authority.
12. **Boll Weevil Eradication.** Amounts appropriated above out of the General Revenue Fund in Strategy B.2.1, Regulate Pesticide Use, include \$4,845,697 in fiscal year 2020 and \$4,845,697 in fiscal year 2021, to be transferred to the Boll Weevil Eradication Foundation for efforts to eradicate the boll weevil.
13. **Hostable Cotton Fee.** In addition to the amounts appropriated above, any fees collected in accordance §74.0032, Texas Agriculture Code, in excess of amounts for the applicable object code contained in the Comptroller of Public Accounts' Biennial Revenue Estimate in each fiscal year are appropriated from the General Revenue Fund to Strategy B.2.1, Regulate Agricultural Pesticide Use for the purpose of cotton stalk destruction regulatory activities.

DEPARTMENT OF AGRICULTURE
(Continued)

14. Administrative Allocation: Councils of Governments. From the federal administrative monies made available to the Department of Agriculture under the Community Development Block Grant Program, an amount up to 19 percent of such monies shall be allocated for the councils of government, based upon agreements between the Department of Agriculture and each council of government, to continue staff support to the 24 Regional Review Committees of local officials and/or for other technical assistance services so long as the staff support activities comply with the rules, policies, and standards established by the U.S. Department of Housing and Urban Development.

15. Estimated Appropriation and Unexpended Balance.

- a. The estimated amounts appropriated above out of the Permanent Endowment Fund for Rural Communities Healthcare Investment Program, are out of the amounts available for distribution or investment returns of the funds. Amounts available for distribution or investment returns in excess of the amounts estimated above are also appropriated to the Department of Agriculture. In the event that amounts available for distribution or investment returns are less than the amounts estimated above, this Act may not be construed as appropriating funds to make up the difference. Any unexpended appropriations made above as of August 31, 2020, are appropriated for the same purposes for fiscal year 2021.
- b. The estimated amounts appropriated above out of the Permanent Fund for Rural Health Facility Capital Improvement are out of the available earnings of the fund. Available earnings in excess of the amounts estimated above are appropriated to the Department of Agriculture. In the event that amounts available for distribution or investment returns are less than the amounts estimated above, this Act may not be construed as appropriating funds to make up the difference. Any unexpended appropriations made above as of August 31, 2020, are appropriated for the same purposes for fiscal year 2021.

16. Limitation on Use of Funds.

- a. State agencies that are appropriated funds from the receipts collected pursuant to the Comprehensive Tobacco Settlement Agreement and Release, including distributions from funds, shall submit a budget by November 1 of each year of the biennium to the Legislative Budget Board and the Governor. This budget shall describe the purposes and amounts for which such funds will be expended by the state agency. No funds described in this budget may be expended by the state agency or institution of higher education until the Legislative Budget Board and the Governor receive the budget.
- b. Authorized managers of permanent funds and endowments whose earnings are appropriated to the Department of Agriculture shall provide a copy of year end financial reports to the Legislative Budget Board and the Governor by November 1 of each year of the biennium. These reports should include, at a minimum, an income statement and balance sheet for each fund, and a summary of the investment return of the fund during the preceding fiscal year.

17. Coordination with Texas Water Development Board. The Department of Agriculture (TDA) and the Water Development Board (TWDB) shall continue to coordinate funds as outlined in a Memorandum of Understanding (MOU) so as to assure that none of the funds appropriated above are expended in a manner that aids the proliferation of colonias or are otherwise used in a manner inconsistent with the intent of the Economically Distressed Areas Program (EDAP) operated by the Water Development Board (TWDB), and maximize delivery of the funds and minimize administrative delay in their expenditure. The MOU shall be amended, if necessary, prior to the distribution of the Colonia Fund in fiscal years 2020 and 2021.

None of the funds appropriated above for Strategy A.2.1, Rural Community and Economic Development, may be expended in EDAP-eligible counties that have not adopted, or are not enforcing, the Model Subdivision Rules established pursuant to §16.343 of the Water Code. No later than September 15, 2020, TDA and the TWDB shall submit a joint report to the Legislative Budget Board that describes and analyzes the effectiveness of projects funded as a result of coordinated Colonia Fund/EDAP efforts including an estimate of the amount each agency has saved by reduced duplication of efforts. If there are an insufficient number of TWDB EDAP projects or projects with similar federal or state funding ready for Colonia Economically Distressed Areas Program (CEDAP) connection funding, the CEDAP funds may be transferred at TDA's discretion as stated within the current Community Development Block Grant action plan.

DEPARTMENT OF AGRICULTURE
(Continued)

18. Colonia Set-Aside Program Allocation. The Department of Agriculture (TDA) shall continue the Community Development Block Grant (CDBG) Colonia Set-Aside Program by allocating not less than 10 percent of the yearly allocation of CDBG funds for eligible activities to assist in providing for the housing, planning, and infrastructure needs in colonias. From this 10 percent yearly allocation, 34 percent of the Colonia Set-Aside Allocation shall be reserved to provide financial assistance to units of general local government located in economically distressed areas as defined by Water Code §17.921 to pay for residential service lines, hookups, and plumbing improvements associated with being connected to a water supply or sewer service system, any part of which is financed under the economically distressed areas program established under Subchapter J, Chapter 16, Water Code and Subchapter K, Chapter 17, Water Code or similar federal or state funding.

In addition, TDA shall allocate 2.5 percent of the CDBG monies to support the operation of the Colonia Self-Help Centers and shall transfer such funds to the Department of Housing and Community Affairs.

19. Administration of Public Health Funds. Funds are appropriated above out of the Permanent Fund for Rural Health Facility Capital Improvement for the purpose of implementing House Bill 1676, Seventy-sixth Legislature, 1999. In no event shall the administrative costs to implement the provisions of the bill exceed three percent. Grants and program costs must compose at least 97 percent of the expenditures to implement the provisions of the bill.

20. Informational Listing - Permanent Funds and Endowments. The following is an informational list of the amounts used to capitalize certain Permanent Funds and Endowments created by House Bill 1676, Seventy-sixth Legislature and by Senate Bill 126, Seventy-seventh Legislature, and does not make appropriations.

Permanent Fund for Rural Health Facility Capital Improvement (Rural Hospital Infrastructure)	\$ 50,000,000
Permanent Endowment Fund for the Rural Communities Healthcare Investment Program	\$ 2,500,000

21. Appropriation of Loan Repayments. Loan repayments, interest, and reimbursements of expenses received by the Department of Agriculture pursuant to Government Code, Chapter 487, are appropriated to the agency as Appropriated Receipts in the 2020-21 biennium for the same purpose. The Department of Agriculture may also expend these funds for the purpose of reimbursing community matching fund contributions for forgivable educational loans made pursuant to Government Code §487.154.

22. Affordable Housing Research and Information Program. Out of funds appropriated above, the Department of Agriculture shall assist the Department of Housing and Community Affairs in conducting the Affordable Housing Research and Information Program, to the extent allowed by state law, in order to avoid any duplication of effort. No funds shall be transferred between the Department of Housing and Community Affairs and the Department of Agriculture for this purpose.

23. Texas Wine Marketing Assistance Program. Amounts appropriated above out of Interagency Contracts include \$250,000 each fiscal year, which includes \$224,471 in Strategy A.1.1, Economic Development, \$16,742 in Strategy D.1.2, Information Resources, and \$8,787 in Strategy D.1.3, Other Support Services, from fee revenue transferred from the Texas Alcoholic Beverage Commission pursuant to Texas Alcoholic Beverage Code §5.56 for the purpose of administering the Texas Wine Marketing Program.

24. Appropriations Limited to Revenue Collections: Cost Recovery Programs.

- a. Fees and other miscellaneous revenues as authorized and generated by the operation of the cost recovery programs in the following strategies shall cover, at a minimum, the cost of appropriations made in the following strategies, as well as the "other direct and indirect costs" made elsewhere in this Act:

DEPARTMENT OF AGRICULTURE
(Continued)

- (1) Strategy A.1.1, Trade & Economic Development: Direct costs for the Livestock Export Pens (Agriculture Code, Section 146, Subchapter B) cost recovery program are estimated to be \$159,513 in fiscal year 2020 and \$159,513 in fiscal year 2021 and "other direct and indirect costs" are estimated to be \$0 for fiscal year 2020 and \$0 for fiscal year 2021 (Revenue Object Codes: 3420 and 3795).
- (2) Strategy A.1.2, Promote Texas Agriculture: Direct costs for the International and Domestic Trade (Agriculture Code, Ch. 12) cost recovery program are estimated to be \$241,008 in fiscal year 2020 and \$241,008 in fiscal year 2021 and "other direct and indirect costs" are estimated to be \$44,338 for fiscal year 2020 and \$44,418 for fiscal year 2021 (Revenue Object Codes: 3400, 3428, and 3795).
- (3) Strategy B.1.1, Plant Health and Seed Quality: Direct costs for the Plant Health (Agriculture Code, Ch. 61 & 62) cost recovery program are estimated to be \$1,220,985 in fiscal year 2020 and \$1,220,985 in fiscal year 2021 and "other direct and indirect costs" are estimated to be \$365,382 for fiscal year 2020 and \$365,913 for fiscal year 2021 (Revenue Object Codes: 3400 and 3414).
- (4) Strategy B.1.2, Commodity Regulation & Production: Direct costs for the Egg Quality Regulation (Agriculture Code, Ch. 132), Handling and Marketing of Perishable Commodities (Agriculture Code, Ch. 101), and Grain Warehouse (Agriculture Code, Ch. 14) cost recovery programs are estimated to be \$887,174 in fiscal year 2020 and \$887,174 in fiscal year 2021 and "other direct and indirect costs" are estimated to be \$284,003 for fiscal year 2020 and \$284,459 for fiscal year 2021 (Revenue Object Codes: 3400, 3414, and 3435).
- (5) Strategy B.2.1, Regulated Pesticide Use: Direct costs for the Agricultural Pesticide Regulation (Agriculture Code, Ch. 76), Organic Certification (Agriculture Code, Ch. 18), and Prescribed Burn (Natural Resources Code, Ch. 153) cost recovery programs are estimated to be \$5,502,666 in fiscal year 2020 and \$5,502,666 in fiscal year 2021 and "other direct and indirect costs" are estimated to be \$1,128,692 for fiscal year 2020 and \$1,130,550 for fiscal year 2021 (Revenue Object Codes: 3400, 3404, 3410, and 3414).
- (6) Strategy B.2.2, Structural Pest Controls: Direct costs for the Structural Pest Control (Occupations Code, Ch. 1951, Subchapter E) cost recovery program are estimated to be \$2,378,060 in fiscal year 2020 and \$2,378,060 in fiscal year 2021 and "other direct and indirect costs" are estimated to be \$640,047 for fiscal year 2020 and \$641,191 for fiscal year 2021 (Revenue Object Code: 3175).
- (7) Strategy B.3.1, Weights & Measures Device Accuracy: Direct costs for the Weights, Measures, and Metrology (Agriculture Code, Ch. 13) cost recovery program are estimated to be \$6,060,307 in fiscal year 2020 and \$6,060,307 in fiscal year 2021 and "other direct and indirect costs" are estimated to be \$1,281,660 in fiscal year 2020 and \$1,283,446 in fiscal year 2021 (Revenue Object Codes: 3400, 3402, and 3414).
- (8) Strategy D.1.1, Central Administration: Indirect costs for the cost recovery programs are estimated to be \$1,754,667 in fiscal year 2020 and \$1,754,667 in fiscal year 2021 and "other direct and indirect costs" are estimated to be \$374,910 in fiscal year 2020 and \$375,628 in fiscal year 2021 (Revenue Object Codes: 3175, 3400, 3402, 3404, 3410, 3414, 3420, 3428, 3435, and 3795).
- (9) Strategy D.1.2, Information Resources: Indirect costs for the cost recovery programs are estimated to be \$1,019,254 in fiscal year 2020 and \$1,019,254 in fiscal year 2021 and "other direct and indirect costs" are estimated to be \$192,685 in fiscal year 2020 and \$193,033 in fiscal year 2021 (Revenue Object Codes: 3175, 3400, 3402, 3404, 3410, 3414, 3420, 3428, 3435, and 3795).
- (10) Strategy D.1.3, Other Support Services: Indirect costs for the cost recovery programs are estimated to be \$534,999 in fiscal year 2020 and \$534,999 in fiscal year 2021 and "other direct and indirect costs" are estimated to be \$96,815 in fiscal year 2020 and \$96,921 in fiscal year 2021 (Revenue Object Codes: 3175, 3400, 3402, 3404, 3410, 3414, 3420, 3428, 3435, and 3795).

DEPARTMENT OF AGRICULTURE
(Continued)

For informational purposes, total amounts identified for strategies in this subsection total \$19,758,633 in fiscal year 2020 and \$19,758,633 in fiscal year 2021 for direct costs and indirect administration and \$4,408,532 in fiscal year 2020 and \$4,415,559 in fiscal year 2021 for "other direct and indirect costs".

These appropriations are contingent upon the Department of Agriculture (TDA) assessing fees sufficient to generate revenue to cover the General Revenue appropriations for each strategy as well as the related "other direct and indirect costs". In the event that actual and/or projected revenue collections in strategies above are insufficient to offset the costs identified by this provision, the Legislative Budget Board may direct that the Comptroller of Public Accounts reduce the appropriation authority provided above to the affected strategy to be within the amount of revenue expected to be available.

- b. TDA shall provide a report to the Comptroller of Public Accounts and the Legislative Budget Board no later than the end of the second business week in March, June, and September (for the second, third, and fourth quarters) detailing the following information at both the strategy level and individual program activity level:
- (1) The amount of fee generated revenues collected for each of the cost recovery programs. This information shall be provided in both strategy level detail and individual program detail;
 - (2) A projection of the revenues for each cost recovery program TDA estimates it will collect by the end of the respective fiscal year. This information shall be provided in both strategy level detail and individual program detail;
 - (3) A detailed explanation of the causes and effects of the current and anticipated fluctuations in revenue collections;
 - (4) The amount of expenditures for each of the cost recovery programs; and
 - (5) Any fee changes made during the fiscal year and the anticipated revenue impacts of those changes.

In the event that reported expenditures exceed revenues collected for any cost recovery program, the Legislative Budget Board may direct the Comptroller of Public Accounts to reduce the appropriation authority provided above to the affected strategy by an amount specified by the Legislative Budget Board.

- c. Also, contingent on the generation of such revenue required above to fund TDA's cost recovery programs and related "other direct and indirect costs" TDA's "Number of Full-Time Equivalents" includes 204.9 FTEs in fiscal year 2020 and 204.9 FTEs in fiscal year 2021. In the event that actual and/or projected revenue collections are insufficient to offset the costs identified by this provision, the Legislative Budget Board may reduce the FTE cap provided by this Act to reflect the number of FTEs funded by the amount of revenue expected to be available.

- 25. Texans Feeding Texans (Home Delivered Meals Grant Program).** Amounts appropriated above out of the General Revenue Fund in Strategy C.1.2, Nutrition Assistance for at-Risk Children and Adults, include \$9,871,438 in fiscal year 2020 and \$9,871,438 in fiscal year 2021 to fund the Texans Feeding Texans (Home Delivered Meals Grant Program) to defray the costs of providing home-delivered meals to homebound elderly and disabled Texans. The Department of Agriculture may award grants to organizations providing this service that have also received matching funds from the county where meals are served.
- 26. Appropriation Restriction on Feral Hog Abatement Using Toxic Substances.** None of the funds appropriated to the Department of Agriculture in this Act may be used for the implementation of warfarin on feral hogs.
- 27. Fuel Quality Program Appropriated Receipts.** The Appropriated Receipts appropriated above in the Fuel Quality program fees collected for the purpose of routine and complaint driven laboratory analysis of fuel quality samples and for testing, inspection, or performance of other services related to motor fuel pursuant to Texas Agriculture Code, §17.104 may not exceed \$1,172,041 in fiscal year 2020 and \$1,172,041 in fiscal year 2021 (Revenue Object Code: 3015).

DEPARTMENT OF AGRICULTURE
(Continued)

- 28. Texas Economic Development Fund No. 183.** Amounts in excess of the estimated appropriation above from all available earnings from the Texas Economic Development Fund No. 183 are appropriated to the Department of Agriculture, except that the department shall retain in the fund a minimum balance of \$2,225,593, as required by Agriculture Code §12.0273. In the event that amounts available for distribution are less than the estimated appropriated amount, this Act may not be construed as appropriating funds to make up the difference.
- 29. Unexpended Balances within the Biennium.** Any unobligated and unexpended balances as of August 31, 2020, in appropriations made to the Department of Agriculture are appropriated for the same purposes for the fiscal year beginning September 1, 2020. Any unobligated and unexpended balances carried forward in a cost recovery program listed in Rider 24, Appropriations Limited to Revenue Collections: Cost Recovery Programs, may only be carried forward and expended in the same program from which the balance originated.

ANIMAL HEALTH COMMISSION

	For the Years Ending	
	August 31, 2020	August 31, 2021
Method of Financing:		
General Revenue Fund	\$ 13,743,702	\$ 13,743,701
Federal Funds	\$ 1,653,376	\$ 1,652,948
Total, Method of Financing	\$ 15,397,078	\$ 15,396,649
 This bill pattern represents an estimated 100% of this agency's estimated total available funds for the biennium.		
Number of Full-Time-Equivalents (FTE):	220.2	220.2
Schedule of Exempt Positions:		
Executive Director, Group 5	\$155,814	\$155,814
 Items of Appropriation:		
A. Goal: PROTECT/ENHANCE TEXAS ANIMAL HEALTH		
Protect/Enhance Health of Texas Animal Populations.		
A.1.1. Strategy: FIELD OPERATIONS	\$ 10,792,776	\$ 10,792,420
Field Operations for Animal Health Management and Assurance Programs.		
A.1.2. Strategy: DIAGNOSTIC/EPIDEMIOLOGICAL SUPPORT	1,084,403	1,084,331
Diagnostic/Epidemiological Support Services.		
A.1.3. Strategy: PROMOTE COMPLIANCE	389,921	389,921
Promote Compliance and Resolve Violations.		
A.1.4. Strategy: ANIMAL EMERGENCY MANAGEMENT	242,177	242,177
Animal Emergency Management Preparedness and Response.		
Total, Goal A: PROTECT/ENHANCE TEXAS ANIMAL HEALTH	\$ 12,509,277	\$ 12,508,849
 B. Goal: INDIRECT ADMINISTRATION		
B.1.1. Strategy: CENTRAL ADMINISTRATION	\$ 1,446,378	\$ 1,446,378
B.1.2. Strategy: INFORMATION RESOURCES	1,143,654	1,143,653
B.1.3. Strategy: OTHER SUPPORT SERVICES	297,769	297,769
Total, Goal B: INDIRECT ADMINISTRATION	\$ 2,887,801	\$ 2,887,800
Grand Total, ANIMAL HEALTH COMMISSION	\$ 15,397,078	\$ 15,396,649
 Object-of-Expense Informational Listing:		
Salaries and Wages	\$ 11,033,671	\$ 11,033,242
Other Personnel Costs	323,082	323,082
Professional Fees and Services	138,500	138,500
Fuels and Lubricants	441,924	441,924
Consumable Supplies	144,492	144,491

ANIMAL HEALTH COMMISSION
(Continued)

Utilities	262,563	262,563
Travel	728,914	728,914
Rent - Building	830,349	845,395
Rent - Machine and Other	73,046	73,046
Other Operating Expense	1,270,537	1,255,492
Capital Expenditures	<u>150,000</u>	<u>150,000</u>

Total, Object-of-Expense Informational Listing \$ 15,397,078 \$ 15,396,649

Estimated Allocations for Employee Benefits and Debt Service Appropriations Made Elsewhere in this Act:

Employee Benefits

Retirement	\$ 889,974	\$ 894,424
Group Insurance	3,274,508	3,351,867
Social Security	717,992	721,582
Benefits Replacement	<u>14,638</u>	<u>12,442</u>

Total, Estimated Allocations for Employee Benefits and Debt Service Appropriations Made Elsewhere in this Act \$ 4,897,112 \$ 4,980,315

1. Performance Measure Targets. The following is a listing of the key performance target levels for the Animal Health Commission. It is the intent of the Legislature that appropriations made by this Act be utilized in the most efficient and effective manner possible to achieve the intended mission of the Animal Health Commission. In order to achieve the objectives and service standards established by this Act, the Animal Health Commission shall make every effort to attain the following designated key performance target levels associated with each item of appropriation.

	<u>2020</u>	<u>2021</u>
A. Goal: PROTECT/ENHANCE TEXAS ANIMAL HEALTH Outcome (Results/Impact):		
The Percent Change between the Number of Cattle Fever Tick Infested Premises in the Free Area (outside of the Permanent Quarantine Zone) in the Current Fiscal Year and the Average for the Previous 5 Fiscal Years	(15)%	(15)%
The Percent Change between the Number of Herds/Flocks in which Diseases and Pests of Animal Health Significance are Detected in the Current Fiscal Year and Average of the Previous 5 Fiscal Years	(5)%	(5)%
A.1.1. Strategy: FIELD OPERATIONS Output (Volume):		
Number of Livestock Surveillance Inspections and Shipment Inspections	150,000	150,000
Number of Herds Evaluated for Determination of Presence of Absence of Disease and Pests	1,500	1,250
A.1.2. Strategy: DIAGNOSTIC/EPIDEMIOLOGICAL SUPPORT Output (Volume):		
Number of Specimens Processed through the State/Federal Cooperative Laboratory System	900,000	900,000
A.1.3. Strategy: PROMOTE COMPLIANCE Output (Volume):		
Number of Compliance Actions Completed	700	700

2. Capital Budget. None of the funds appropriated above may be expended for capital budget items except as listed below. The amounts shown below shall be expended only for the purposes shown and are not available for expenditure for other purposes.

	<u>2020</u>	<u>2021</u>
a. Transportation Items		
(1) Transportation Fleet Vehicle Acquisition	\$ 150,000	\$ 150,000
b. Acquisition of Capital Equipment and Items		
(1) Acquisition of Cattle Fever Tick (CFT) Livestock and Wildlife Equipment	\$ <u>200,000</u>	\$ <u>0</u>
Total, Capital Budget	\$ <u>350,000</u>	\$ <u>150,000</u>

ANIMAL HEALTH COMMISSION
(Continued)

Method of Financing (Capital Budget):

General Revenue Fund	\$ 350,000	\$ 150,000
Total, Method of Financing	<u>\$ 350,000</u>	<u>\$ 150,000</u>

3. Laboratory Testing. Laboratory testing for animal diseases shall be performed at the Texas Veterinary Medical Diagnostic Laboratory (TVMDL) to the extent of its capabilities, unless the Texas Animal Health Commission (TAHC) State-Federal Laboratory can perform the testing for TAHC programs more cost effectively. Out of funds appropriated above in Strategy B.1.1, Central Administration, the agency shall report annually the testing performed at the State-Federal Laboratory for TAHC programs and how the testing was deemed more cost effective than utilizing testing services at the TVMDL. The agency shall provide the Legislative Budget Board the annual report regarding laboratory testing within 60 days after the close of each fiscal year.

Furthermore, the TAHC will use funds appropriated by this Act to enter into an interagency memorandum of understanding to work with TVMDL to reduce duplication and ensure that all testing is performed in Texas to the extent possible.

4. Unexpended Balances Within the Biennium. The unobligated and unexpended appropriation balances of the Texas Animal Health Commission for the fiscal year ending August 31, 2020, are appropriated to the Texas Animal Health Commission for the same purposes for the fiscal year beginning September 1, 2020.

5. Testing and Immunization of Employees. Amounts appropriated above in Strategy A.1.1, Field Operations, may be expended for any immunization or testing (estimated to be \$51,000 in General Revenue in each fiscal year of the 2020-21 biennium), which may be required of at-risk employees (estimated to be 110.0 full-time equivalents in each fiscal year of the 2020-21 biennium) in the performance of their duties.

6. Allowance for Personally-Owned Horses. The Animal Health Commission may expend any amounts necessary out of appropriations above in Strategy A.1.1, Field Operations, (estimated to total \$3,000 in General Revenue in each fiscal year) for the purpose of providing an allowance not to exceed seventy-five dollars (\$75) per employee per day for each Commission employee whose duties require the use of a personally-owned horse.

7. Contingency Appropriation: Cost Recovery for Animal Health Programs.

a. Amounts appropriated above out of the General Revenue Fund in Strategy A.1.1, Field Operations, include \$520,000 in each fiscal year of the 2020-21 biennium from revenues collected and deposited to the credit of the General Revenue Fund from the assessment of fees pursuant to Agriculture Code §§161.0411, 161.060, and 161.0601. These appropriations are contingent upon the Animal Health Commission assessing fees during the 2020-21 biennium sufficient to generate revenue (Object Code 3420) necessary to cover the General Revenue appropriations made above in Strategy A.1.1, Field Operations, identified in this rider. In the event that actual and/or projected revenue collections are insufficient to offset the costs identified in this provision, the Legislative Budget Board may direct that the Comptroller of Public Accounts reduce the appropriation authority provided above to be within the amount of revenue expected to be available.

b. In addition to the amounts identified in this rider and appropriated above in Strategy A.1.1, Field Operations, any revenues received during the 2020-21 biennium from fees deposited to the credit of the General Revenue Fund pursuant to Agriculture Code §§161.0411, 161.060, and 161.0601 (Object Code 3420) in excess of the amount of \$520,000 each fiscal year included in the Comptroller's Biennial Revenue Estimate for 2020-21 are appropriated for the same purposes.

c. None of the funds identified in subsections (a) or (b) of this rider may be used for salaries and wages or other personnel expenditures.

8. Information Technology, Reporting Requirement. Out of amounts appropriated above in Strategy B.1.1, Central Administration, the Texas Animal Health Commission shall report annually the agency's efforts to improve information technology capabilities. The report shall include information on database systems utilized by agency staff, information technology limitations encountered by agency staff and the public, agency resource allocations undertaken to improve information technology capabilities, and recommendations to enhance the agency's

ANIMAL HEALTH COMMISSION
(Continued)

information technology capabilities with associated estimated costs and project duration. The recommendations shall include details regarding improved data analytics, status of data silos, and transparency initiatives. The Texas Animal Health Commission shall provide the Legislative Budget Board and Governor an annual report regarding the agency's information technology capabilities and recommendations within 60 days after the close of each fiscal year.

COMMISSION ON ENVIRONMENTAL QUALITY

	For the Years Ending	
	August 31, 2020	August 31, 2021
Method of Financing:		
General Revenue Fund	\$ 25,874,749	\$ 16,428,751
 <u>General Revenue Fund - Dedicated</u>		
Low Level Waste Account No. 088	\$ 1,505,919	\$ 1,505,919
Clean Air Account No. 151	53,385,037	47,160,397
Water Resource Management Account No. 153	57,539,203	57,381,003
Watermaster Administration No. 158	2,190,855	2,141,320
TCEQ Occupational Licensing Account No. 468	1,757,365	1,753,454
Waste Management Account No. 549	34,137,545	33,770,406
Hazardous and Solid Waste Remediation Fee Account No. 550	27,269,733	24,978,190
Petroleum Storage Tank Remediation Account No. 655	21,683,425	21,548,023
Solid Waste Disposal Account No. 5000	5,493,162	5,493,162
Workplace Chemicals List Account No. 5020	1,176,533	1,176,533
Environmental Testing Laboratory Accreditation Account No. 5065	730,388	730,388
Texas Emissions Reduction Plan Account No. 5071	77,375,437	77,371,767
Dry Cleaning Facility Release Account No. 5093	3,725,201	3,725,201
Operating Permit Fees Account No. 5094	33,300,314	32,725,797
Environmental Radiation & Perpetual Care Account No. 5158	3,000,000	0
Subtotal, General Revenue Fund - Dedicated	\$ 324,270,117	\$ 311,461,560
Federal Funds	\$ 36,410,400	\$ 36,410,400
 <u>Other Funds</u>		
Appropriated Receipts	\$ 1,145,348	\$ 1,145,348
Interagency Contracts	6,748,572	6,748,572
Subtotal, Other Funds	\$ 7,893,920	\$ 7,893,920
Total, Method of Financing	\$ 394,449,186	\$ 372,194,631
 Other Direct and Indirect Costs Appropriated Elsewhere in this Act	 \$ 397,371	 \$ 395,054
 This bill pattern represents an estimated 100% of this agency's estimated total available funds for the biennium.		
 Number of Full-Time-Equivalents (FTE):	 2,820.3	 2,820.3
 Schedule of Exempt Positions:		
Executive Director, Group 7	\$223,277	\$223,277
Commissioner (Chair), Group 6	189,500	189,500
Commissioner, Group 6	(2) 189,500	(2) 189,500
Red River Compact Commissioner	24,831	24,831
Rio Grande Compact Commissioner	42,225	42,225
Sabine River Compact Commissioner	(2) 9,007	(2) 9,007
Canadian River Compact Commissioner	11,036	11,036
Pecos River Compact Commissioner	33,053	33,053
 Items of Appropriation:		
A. Goal: ASSESSMENT, PLANNING AND PERMITTING		
A.1.1. Strategy: AIR QUALITY ASSESSMENT AND PLANNING	\$ 120,333,947	\$ 110,049,229
A.1.2. Strategy: WATER ASSESSMENT AND PLANNING Water Resource Assessment and Planning.	28,223,493	28,373,848

COMMISSION ON ENVIRONMENTAL QUALITY
(Continued)

A.1.3. Strategy: WASTE ASSESSMENT AND PLANNING Waste Management Assessment and Planning.	6,668,413	6,668,413
A.2.1. Strategy: AIR QUALITY PERMITTING	15,776,870	15,526,870
A.2.2. Strategy: WATER RESOURCE PERMITTING	13,288,543	13,288,543
A.2.3. Strategy: WASTE MANAGEMENT AND PERMITTING	9,777,221	9,773,221
A.2.4. Strategy: OCCUPATIONAL LICENSING	1,309,584	1,309,584
A.3.1. Strategy: RADIOACTIVE MATERIALS MGMT Radioactive Materials Management.	<u>6,036,257</u>	<u>3,036,257</u>
 Total, Goal A: ASSESSMENT, PLANNING AND PERMITTING	 \$ 201,414,328	 \$ 188,025,965
 B. Goal: DRINKING WATER		
B.1.1. Strategy: SAFE DRINKING WATER Safe Drinking Water Oversight.	\$ 17,453,543	\$ 17,453,543
 C. Goal: ENFORCEMENT AND COMPLIANCE SUPPORT Enforcement and Compliance Assistance.		
C.1.1. Strategy: FIELD INSPECTIONS & COMPLAINTS Field Inspections and Complaint Response.	\$ 49,807,090	\$ 49,494,910
C.1.2. Strategy: ENFORCEMENT & COMPLIANCE SUPPORT Enforcement and Compliance Support.	13,140,848	13,149,933
C.1.3. Strategy: POLLUTION PREVENTION RECYCLING Pollution Prevention, Recycling and Innovative Programs.	<u>2,979,091</u>	<u>2,979,091</u>
 Total, Goal C: ENFORCEMENT AND COMPLIANCE SUPPORT	 \$ 65,927,029	 \$ 65,623,934
 D. Goal: POLLUTION CLEANUP Pollution Cleanup Programs to Protect Public Health & the Environment.		
D.1.1. Strategy: STORAGE TANK ADMIN & CLEANUP Storage Tank Administration and Cleanup.	\$ 16,868,135	\$ 16,868,135
D.1.2. Strategy: HAZARDOUS MATERIALS CLEANUP	<u>26,372,114</u>	<u>24,411,396</u>
 Total, Goal D: POLLUTION CLEANUP	 \$ 43,240,249	 \$ 41,279,531
 E. Goal: RIVER COMPACT COMMISSIONS Ensure Delivery of Texas' Equitable Share of Water.		
E.1.1. Strategy: CANADIAN RIVER COMPACT	\$ 16,919	\$ 16,919
E.1.2. Strategy: PECOS RIVER COMPACT	136,650	136,650
E.1.3. Strategy: RED RIVER COMPACT	35,539	35,539
E.1.4. Strategy: RIO GRANDE RIVER COMPACT	5,279,777	199,996
E.1.5. Strategy: SABINE RIVER COMPACT	<u>62,111</u>	<u>62,111</u>
 Total, Goal E: RIVER COMPACT COMMISSIONS	 \$ 5,530,996	 \$ 451,215
 F. Goal: INDIRECT ADMINISTRATION		
F.1.1. Strategy: CENTRAL ADMINISTRATION	\$ 26,179,814	\$ 26,021,803
F.1.2. Strategy: INFORMATION RESOURCES	25,841,361	24,476,774
F.1.3. Strategy: OTHER SUPPORT SERVICES	<u>8,861,866</u>	<u>8,861,866</u>
 Total, Goal F: INDIRECT ADMINISTRATION	 \$ 60,883,041	 \$ 59,360,443
 Grand Total, COMMISSION ON ENVIRONMENTAL QUALITY	 \$ <u>394,449,186</u>	 \$ <u>372,194,631</u>
 Object-of-Expense Informational Listing:		
Salaries and Wages	\$ 161,426,157	\$ 161,192,472
Other Personnel Costs	8,426,459	8,426,459
Professional Fees and Services	77,132,137	65,119,803
Fuels and Lubricants	541,854	541,854
Consumable Supplies	761,100	761,100
Utilities	1,554,403	1,554,403
Travel	2,200,665	2,186,990
Rent - Building	6,349,362	6,349,362
Rent - Machine and Other	847,364	847,364
Other Operating Expense	89,702,774	89,571,334

COMMISSION ON ENVIRONMENTAL QUALITY
(Continued)

Grants	41,476,015	32,976,015
Capital Expenditures	4,030,896	2,667,475

Total, Object-of-Expense Informational Listing \$ 394,449,186 \$ 372,194,631

Estimated Allocations for Employee Benefits and Debt Service Appropriations Made Elsewhere in this Act:

Employee Benefits

Retirement	\$ 14,778,287	\$ 14,852,178
Group Insurance	35,876,754	36,539,628
Social Security	11,952,096	12,011,857
Benefits Replacement	291,885	248,102

Subtotal, Employee Benefits \$ 62,899,022 \$ 63,651,765

Debt Service

Lease Payments	\$ 1,903,538	\$ 1,319,779
----------------	--------------	--------------

Total, Estimated Allocations for Employee Benefits and Debt Service Appropriations Made Elsewhere in this Act \$ 64,802,560 \$ 64,971,544

1. Performance Measure Targets. The following is a listing of the key performance target levels for the Commission on Environmental Quality. It is the intent of the Legislature that appropriations made by this Act be utilized in the most efficient and effective manner possible to achieve the intended mission of the Commission on Environmental Quality. In order to achieve the objectives and service standards established by this Act, the Commission on Environmental Quality shall make every effort to attain the following designated key performance target levels associated with each item of appropriation.

	2020	2021
A. Goal: ASSESSMENT, PLANNING AND PERMITTING		
Outcome (Results/Impact):		
Percent of Stationary and Mobile Source Pollution Reductions in Ozone Nonattainment Areas	3%	3%
Nitrogen Oxides (NOx) Emissions Reduced through the Texas Emissions Reduction Plan (TERP)	19.2	21.1
Percent of Texans Living Where the Air Meets Federal Air Quality Standards	43%	100%
Percent of Classified Texas Surface Water Meeting or Exceeding Water Quality Standards	56%	56%
Percent Decrease in the Toxic Releases in Texas	2%	2%
Percent of High-and Significant-Hazard Dams Inspected Within the Last Five Years	100%	100%
A.1.1. Strategy: AIR QUALITY ASSESSMENT AND PLANNING		
Output (Volume):		
Number of Point-Source Air Quality Assessments	2,050	2,050
Number of Area-Source Air Quality Assessments	2,250	3,200
Number of Mobile-Source On-road Air Quality Assessments	1,013	1,013
Number of Air Monitors Operated	397	393
Number of Tons of Nitrogen Oxides Reduced Per Year through Texas Emissions Reduction Plan Expenditures	2,552	3,013
Efficiencies:		
Average Cost Per Ton of Nitrous Oxides Reduced through Texas Emissions Reduction Plan Expenditures	13,000	13,000
A.1.2. Strategy: WATER ASSESSMENT AND PLANNING		
Output (Volume):		
Number of Surface Water Assessments	75	50
Number of Groundwater Assessments	54	54
Number of Dam Safety Assessments	800	800
A.1.3. Strategy: WASTE ASSESSMENT AND PLANNING		
Output (Volume):		
Number of Active Municipal Solid Waste Landfill Capacity Assessments	195	195
A.2.1. Strategy: AIR QUALITY PERMITTING		
Output (Volume):		
Number of State and Federal New Source Review Air Quality Permit Applications Reviewed	7,800	7,800
Number of Federal Air Quality Operating Permits Reviewed	900	900

COMMISSION ON ENVIRONMENTAL QUALITY
(Continued)

A.2.2. Strategy: WATER RESOURCE PERMITTING		
Output (Volume):		
Number of Applications to Address Water Quality Impacts Reviewed	12,197	12,438
Number of Concentrated Animal Feeding Operation (CAFO) Authorizations Reviewed	395	50
A.2.3. Strategy: WASTE MANAGEMENT AND PERMITTING		
Output (Volume):		
Number of Municipal Nonhazardous Waste Permit Applications Reviewed	250	250
Number of Industrial and Hazardous Waste Permit Applications Reviewed	200	200
A.2.4. Strategy: OCCUPATIONAL LICENSING		
Output (Volume):		
Number of Examinations Processed	11,200	11,200
A.3.1. Strategy: RADIOACTIVE MATERIALS MGMT		
Explanatory:		
Volume of Low-level Radioactive Waste Accepted by the State of Texas for Disposal at the Texas Compact Waste Facility	184,750	184,750
B. Goal: DRINKING WATER		
Outcome (Results/Impact):		
Percent of Texas Population Served by Public Water Systems Which Meet Drinking Water Standards	93%	93%
B.1.1. Strategy: SAFE DRINKING WATER		
Output (Volume):		
Number of Public Drinking Water Systems Which Meet Primary Drinking Water Standards	6,635	6,635
Number of Drinking Water Samples Collected	58,359	57,680
C. Goal: ENFORCEMENT AND COMPLIANCE SUPPORT		
Outcome (Results/Impact):		
Percent of Investigated Air Sites in Compliance	98%	98%
Percent of Investigated Water Sites and Facilities in Compliance	97%	97%
Percent of Investigated Waste Sites in Compliance	97%	97%
Percent of Identified Noncompliant Sites and Facilities for Which Timely and Appropriate Enforcement Action Is Taken	85%	85%
Percent of Administrative Penalties Collected	82%	82%
C.1.1. Strategy: FIELD INSPECTIONS & COMPLAINTS		
Output (Volume):		
Number of Investigations of Air Sites	11,177	11,177
Number of Investigations of Water Rights Sites	38,600	38,600
Number of Investigations of Water Sites and Facilities	13,144	13,144
Number of Investigations of Waste Sites	10,200	10,200
C.1.2. Strategy: ENFORCEMENT & COMPLIANCE SUPPORT		
Output (Volume):		
Number of Environmental Laboratories Accredited	265	265
Number of Small Businesses and Local Governments Assisted	66,000	66,000
C.1.3. Strategy: POLLUTION PREVENTION RECYCLING		
Output (Volume):		
Number of Presentations, Booths, and Workshops Conducted on Pollution Prevention/Waste Minimization and Voluntary Program Participation	125	125
D. Goal: POLLUTION CLEANUP		
Outcome (Results/Impact):		
Percent of Leaking Petroleum Storage Tank Sites Cleaned up	94%	94%
Number of Superfund Remedial Actions Completed	128	130
Percent of Voluntary and Brownfield Cleanup Properties Made Available for Redevelopment, Community, or Other Economic Reuse	70%	70%
D.1.1. Strategy: STORAGE TANK ADMIN & CLEANUP		
Output (Volume):		
Number of Petroleum Storage Tank Cleanups Completed	200	200
D.1.2. Strategy: HAZARDOUS MATERIALS CLEANUP		
Output (Volume):		
Number of Voluntary and Brownfield Cleanups Completed	61	61
Number of Superfund Sites in Texas Undergoing Evaluation and Cleanup	42	42
Number of Superfund Remedial Actions Completed	2	2

COMMISSION ON ENVIRONMENTAL QUALITY
(Continued)

Number of Dry Cleaner Remediation Program Site Cleanups Completed	2	2
Explanatory:		
Number of Superfund Sites in Post - Closure Care (O+M) Phase	39	41

2. Capital Budget. None of the funds appropriated above may be expended for capital budget items except as listed below. The amounts shown below shall be expended only for the purposes shown and are not available for expenditure for other purposes. Amounts appropriated above and identified in this provision as appropriations either for "Lease Payments to the Master Lease Purchase Program" or for items with an "(MLPP)" notation shall be expended only for the purpose of making lease-purchase payments to the Texas Public Finance Authority pursuant to the provisions of Government Code, §1232.103.

	2020	2021
a. Acquisition of Information Resource Technologies		
(1) Personal Computer Replacement	\$ 869,451	\$ 658,737
(2) Technology Operations & Security Infrastructure	619,253	586,500
Total, Acquisition of Information Resource Technologies	\$ 1,488,704	\$ 1,245,237
b. Transportation Items		
(1) Vehicle Replacement	\$ 1,177,044	\$ 922,956
c. Acquisition of Capital Equipment and Items		
(1) Monitoring and Analysis Equipment	\$ 1,393,080	\$ 295,000
d. Data Center Consolidation		
(1) Data Center Services	\$ 13,242,447	\$ 12,324,894
e. Centralized Accounting and Payroll/Personnel System (CAPPS)		
(1) Centralized Accounting and Payroll, Personnel System Human Resource and Payroll System Implementation	\$ 862,618	\$ 540,000
Total, Capital Budget	\$ 18,163,893	\$ 15,328,087

Method of Financing (Capital Budget):

General Revenue Fund	\$ 4,603,155	\$ 4,334,466
<u>General Revenue Fund - Dedicated</u>		
Clean Air Account No. 151	\$ 4,086,250	\$ 3,286,368
Water Resource Management Account No. 153	2,245,719	1,934,040
Watermaster Administration No. 158	45,085	46,545
TCEQ Occupational Licensing Account No. 468	52,092	48,181
Waste Management Account No. 549	2,495,010	2,172,107
Hazardous and Solid Waste Remediation Fee Account No. 550	2,652,067	2,348,424
Petroleum Storage Tank Remediation Account No. 655	556,421	392,420
Texas Emissions Reduction Plan Account No. 5071	48,909	45,238
Operating Permit Fees Account No. 5094	1,379,185	720,298
Subtotal, General Revenue Fund - Dedicated	\$ 13,560,738	\$ 10,993,621
Total, Method of Financing	\$ 18,163,893	\$ 15,328,087

3. Authorization: Aircraft Chartering. Notwithstanding any other provision of this Act, the Texas Commission on Environmental Quality is authorized to spend appropriated funds for the chartering of aircraft for the purposes of monitoring environmental quality and the enforcement of environmental and water rights laws of the State.

4. Local Air Pollution Grants Allocation. Out of the amounts appropriated above, no less than \$2,658,228 in each fiscal year out of the Clean Air Account No. 151 in Strategy A.1.1, Air Quality Assessment and Planning, shall be utilized to fund grants or cooperative agreements with eligible local air pollution programs under Health and Safety Code, §382.0622. The combined federal and

COMMISSION ON ENVIRONMENTAL QUALITY
(Continued)

state share of the funding for any such local air pollution programs shall not exceed 67 percent of the total allocation to the programs, with the local share being based on the local dollars allocated pursuant to maintenance-of-effort requirements for federal air pollution grants.

- 5. Fee Revenue: Pollution Control Equipment Exemptions.** Amounts appropriated above include \$229,424 each fiscal year from fee revenue collected pursuant to Tax Code, §11.31, beginning with the effective date of this Act out of the General Revenue Fund in Strategy C.1.3, Pollution Prevention, Recycling, and Innovative Programs, for the purpose of determining whether pollution control equipment is exempt from taxation.

In addition to amounts appropriated above, any amounts collected by the Texas Commission on Environmental Quality pursuant to Tax Code, §11.31 on or after September 1, 2019, in excess of \$229,424 in each fiscal year of the biennium are appropriated to the agency.

- 6. Authorization: Operating Fund.** The Texas Commission on Environmental Quality (TCEQ) is authorized to make transfers from any appropriation made to TCEQ into a single account in the General Revenue Fund known as the "Texas Commission on Environmental Quality Operating Fund" for the purpose of making expenditures for which appropriations were made in this Act. After the expenditures have been made from the fund and as soon as the proper strategies have been identified, TCEQ shall process adjustments to the Comptroller in summary accounts to facilitate accurate cost allocations; provided, however, that each special account and fund shall be used for the purposes in current law and nothing shall be done to jeopardize or divert the special accounts and funds or any portion thereof including federal aid.
- 7. Air Quality Planning.** Amounts appropriated above include \$4,500,000 for the biennium out of the Clean Air Account No. 151 in Strategy A.1.1, Air Quality Assessment and Planning, for air quality planning activities to reduce ozone in areas not designated as nonattainment areas during the 2018-19 biennium and as approved by the Texas Commission on Environmental Quality (TCEQ). These activities may be carried out through interlocal agreements.

Expenditure of these funds are limited to: inventorying emissions, monitoring of pollution levels, and administration of the program. The TCEQ shall allocate \$281,250 to each area and the remaining funds proportionally to each area with a population in excess of 350,000. Grants issued from appropriations identified in this rider should require that no more than 10 percent of the allocation be used for administrative purposes and prohibit the expenditure of the following: marketing and outreach activities, bicycle use programs, carpooling awareness, environmental awareness campaigns, and locally enforceable pollution reduction programs. The grant recipients shall channel the funds to those projects most useful for the State Implementation Plan (SIP).

For informational purposes, these areas may include, but are not limited to, Waco, El Paso, Beaumont, Austin, Corpus Christi, Granbury, Killeen-Temple, Longview-Tyler-Marshall, and Victoria and Atascosa, Bandera, Comal, Guadalupe, Kendall, Medina, and Wilson Counties.

- 8. Texas Parks and Wildlife Environmental Special Investigations Unit.** Amounts appropriated above include \$225,000 each fiscal year out of the Waste Management Account No. 549 in Strategy C.1.2, Enforcement and Compliance Support, for the purpose of supporting the Texas Parks and Wildlife Department's Environmental Special Investigations Unit to enforce state and federal laws on illegal dumping. This appropriation is contingent on a memorandum of understanding and an interagency transfer of the funds between the Texas Parks and Wildlife Department and the Texas Commission on Environmental Quality to jointly administer the program. Any unexpended balance of this appropriation from fiscal year 2020 is appropriated for the same purpose for fiscal year 2021.
- 9. Federal Funds and Capital Budget Expenditures.** To comply with the legislative intent to maximize the use of federal funds and to fulfill grant requirements required for the receipt and expenditure of federal funds, the Texas Commission on Environmental Quality (TCEQ) is exempted from the Capital Budget Rider Provisions contained in Article IX of this Act, "Limitations on Expenditures - Capital Budget", when federal funds are received in excess of amounts identified in the agency's Capital Budget Rider and such funds are federally designated solely for the purchase of specific capital items. In addition, TCEQ is exempted from the Capital Budget Rider provisions within Article IX of this Act when funds are received in the form of disaster related recoveries or gifts to the agency in excess of amounts identified in the agency's Capital Budget Rider. The TCEQ shall notify the Legislative Budget Board, the Comptroller of Public Accounts, and the Governor upon receipt of such federal funds or gift proceeds, of the amount received and items to be purchased.

COMMISSION ON ENVIRONMENTAL QUALITY
(Continued)

- 10. Refinement and Enhancement of Modeling to Demonstrate Attainment with the Clean Air Act.** Amounts appropriated above include \$750,000 in fiscal year 2020 out of the Clean Air Account No. 151 in Strategy A.1.1, Air Quality Assessment and Planning, for research to obtain the data and information to refine and enhance any model used to demonstrate attainment with the National Ambient Air Quality Standard (NAAQS) and to assess air quality associated with other pollutants under the Federal Clean Air Act during the biennium beginning on September 1, 2019. These funds may also be used to collect and analyze data and procure appropriate computing tools for modeling to demonstrate attainment with the National Ambient Air Quality Standard for Ozone and other pollutants. The Commission on Environmental Quality may contract as necessary to carry out these activities.
- 11. Reallocation of Revenue and Balances for Certain Accounts.** Pursuant to Water Code, §5.707, and notwithstanding provisions of Article IX, Sec 14.01, Appropriation Transfers, in this Act, the Texas Commission on Environmental Quality is authorized to reallocate within the biennium the lesser of 7 percent of the biennial All Funds amount identified in the Method of Finance above or \$20,000,000 from the following accounts (consisting of revenues and balances) to be used for purposes identified in the above strategies.

Clean Air Account No. 151
Water Resource Management Account No. 153
Watermasters Administration Account No. 158
Occupational Licensing Account No. 468
Waste Management Account No. 549
Hazardous and Solid Waste Remediation Fee Account No. 550
Petroleum Storage Tank Remediation Account No. 655
Solid Waste Disposal Account No. 5000
Dry Cleaning Facility Release Account No. 5093
Operating Permit Fees Account No. 5094

The Commission shall notify the Governor, the Comptroller of Public Accounts, and the Legislative Budget Board of any decision to reallocate funds between accounts prior to any such reallocations.

- 12. Appropriations Limited to Revenue Collections: Automobile Emission Inspections.** Of the fees, fines, and other miscellaneous revenues as authorized and generated by the operation of the vehicle emissions inspection and maintenance program pursuant to §382.202, Health and Safety Code, 20 percent shall cover, at a minimum, the cost of appropriations made above in Strategy A.1.1, Air Quality Assessment and Planning out of Clean Air Account No. 151, as well as "other direct and indirect costs" made elsewhere in this Act associated with this program. Direct costs for the vehicle emissions inspection and maintenance program are estimated to be \$2,004,799 in fiscal year 2020 and \$2,004,799 in fiscal year 2021 and "other direct and indirect costs" are estimated to be \$397,371 for fiscal year 2020 and \$395,054 in fiscal year 2021. In the event that actual and/or projected revenue collections are insufficient to offset the costs identified by this provision, the Legislative Budget Board may direct that the Comptroller of Public Accounts reduce the appropriation authority provided above to be within the amount of revenue expected to be available.

In addition, if additional counties enter the vehicle emissions inspection and maintenance program during fiscal years 2020-21, 20 percent of revenues generated from the vehicle emissions and inspections fee established in Health and Safety Code, §382.202(e) in the additional counties in each fiscal year are hereby appropriated to the Texas Commission on Environmental Quality for the same purposes.

- 13. Administration Costs for the Texas River Compact Commissions.** Out of the amounts appropriated above, except amounts appropriated above in Goal E, River Compact Commissions, the Texas Commission on Environmental Quality shall allocate at least \$43,750 for fiscal year 2020 and \$49,750 for fiscal year 2021 to provide for operating costs for the Texas River Compact Commissions. In addition, \$10,700 each fiscal year out of amounts appropriated above, except from amounts appropriated in Goal E, shall be used for support and administrative services for the commissions.

COMMISSION ON ENVIRONMENTAL QUALITY
(Continued)

14. Environmental Radiation and Perpetual Care.

- a. Amounts appropriated above in Strategy A.3.1, Radioactive Materials Management, include \$3,000,000 in fiscal year 2020 from revenues deposited to the General Revenue-Dedicated Environmental Radiation Perpetual Care Account No. 5158 during the biennium, of which an amount not to exceed \$770,000 is designated for the Lamprecht radioactive material mitigation project and the remaining amount is designated for the Zamzow radioactive material mitigation project for the 2020-21 biennium.
- b. In addition to amounts appropriated above and any new revenues collected and appropriated for the purposes of (a) of this rider, the Texas Commission on Environmental Quality (TCEQ) is appropriated any revenues from TCEQ licensees in excess of the Comptroller's Biennial Revenue Estimate, including the proceeds of securities and interest earned, deposited to the credit of the General Revenue-Dedicated Environmental Radiation Perpetual Care Account No. 5158 pursuant to Health and Safety Code, §§401.306 (b), 401.301(d), and 401.207 (g) during the biennium beginning September 1, 2019, (estimated to be \$0), in the event of an incident involving the release of radioactive material at a disposal, source material recovery, processing, or storage facility licensed by the TCEQ. The funds shall be used in Strategy A.3.1, Radioactive Materials Management, to mitigate radioactive pollution resulting from activities of a TCEQ licensee as provided in Health and Safety Code, §§401.306 (c)-(e).

15. Nuisance Surveys for the Economically Distressed Areas Program. Out of amounts appropriated above out of the General Revenue Fund in Strategy A.1.2, Water Resource Assessment and Planning, the Texas Commission on Environmental Quality shall reimburse the Department of State Health Services (DSHS) for costs incurred by DSHS in conducting nuisance surveys for applicants for financial assistance through the Economically Distressed Areas program administered by the Water Development Board. The Commission shall reimburse such costs through Interagency Contracts with (DSHS) in an amount not to exceed a total of \$250,000 for the biennium beginning on September 1, 2019.

16. Reimbursement of Advisory Committees. Pursuant to Government Code, §2110.004, reimbursement of expenses for advisory committee members out of funds appropriated above is limited to the following advisory committees:

- Irrigators Advisory Council
- Small Business Compliance Advisory Panel
- Municipal Solid Waste Management and Resource Recovery Advisory Council
- Dry Cleaners Advisory Committee
- Tax Relief for Pollution Control Property Advisory Committee

17. Unexpended Balance Authority within the Biennium. Any unobligated and unexpended balances remaining as of August 31, 2020, in appropriations made to the Commission on Environmental Quality are appropriated for the same purposes for the fiscal year beginning on September 1, 2020.

18. Authorization: Water and Air Program Fee Rates. To provide for the recovery of costs of processing certain water and air applications, the following fee rates are established pursuant to Government Code, Chapter 316, Subchapter E, to be effective during the biennium beginning on September 1, 2019.

The maximum rate for the fees authorized in Water Code, §§5.701 (b-c), shall be \$2,000.

The maximum rate for fees authorized in Health and Safety Code, §382.062, shall be \$80,000.

19. Texas Emissions Reduction Plan (TERP): Grants and Administration. Amounts appropriated above in Strategy A.1.1, Air Quality Assessment and Planning, include \$77,369,870 in fiscal year 2020 and \$77,369,867 in fiscal year 2021 out of the Texas Emissions Reduction Plan (TERP) Account No. 5071. Pursuant to Health and Safety Code §386.252, the table below provides an estimated allocation for the TERP Account No. 5071 appropriations for each authorized use of the funds for the 2020-21 biennium.

<u>PROGRAMS</u>	<u>2020</u>	<u>2021</u>
TERP Administration	\$ 8,000,000	\$ 8,000,000
Regional Air Monitoring Program	\$ 3,000,000	\$ 3,000,000

COMMISSION ON ENVIRONMENTAL QUALITY
(Continued)

Emissions Reduction Incentive Grants	\$ 30,166,245	\$ 30,169,911
Clean School Bus	\$ 3,094,795	\$ 3,094,795
Alternative Fueling Facilities Program	\$ 6,000,000	\$ 6,000,000
Governmental Alternative Fuel Fleet Program	\$ 3,000,000	\$ 3,000,000
Clean Fleet Program	\$ 3,868,494	\$ 3,868,493
Natural Gas Vehicle Grant Program	\$ 7,736,987	\$ 7,736,987
Light-Duty Motor Vehicle Incentive Program	\$ 3,868,494	\$ 3,868,493
Cargo Movement Studies/Pilot Programs	\$ 500,000	\$ 500,000
New Technology Implementation Grants	\$ 2,321,096	\$ 2,321,096
Health Effects Study	\$ 200,000	\$ 200,000
Research	\$ 750,000	\$ 750,000
Energy Systems Laboratory Contract	\$ 216,000	\$ 216,000
Seaport and Rail Yard Areas Emissions Reduction	<u>\$ 4,642,192</u>	<u>\$ 4,642,192</u>
TOTAL	\$ 77,375,437	\$ 77,371,767

The TCEQ is authorized to reallocate unexpended balances between programs to meet the objectives of the TERP program, provided such reallocations are within the statutory limitations on the use of TERP Account No. 5071 as set forth in Health and Safety Code §386.252.

- 20. Contingency Appropriation: Revenue from Increased Fee Rates at Watermaster Offices.** In addition to amounts appropriated above in Strategy A.2.2, Water Resource Permitting, fee revenues collected and deposited to the credit of the Watermaster Administration Account No. 158 from additional fees generated pursuant to Water Code, §11.329 due to the implementation of increased fee rates at the watermaster offices and in excess of the Comptroller's Biennial Revenue Estimate for 2020-21 (estimated to be \$0) are appropriated to the Commission on Environmental Quality (TCEQ) for the biennium beginning on September 1, 2019. These funds shall be used for operating costs of the watermaster offices.

This appropriation is contingent upon the TCEQ and the watermaster offices assessing fees sufficient to generate, during the 2020-21 biennium, revenue to cover the appropriations out of the Watermaster Administration Account No. 158. In the event that actual and/or projected revenue collections are insufficient to offset the costs identified by this provision, the Comptroller of Public Accounts shall reduce the appropriation authority provided above to be within the amount of revenue expected to be available. The TCEQ and the watermaster offices, upon completion of necessary actions to assess or increase additional fees, shall furnish copies of minutes and other information supporting the estimated revenues to be generated for the 2020-21 biennium under the revised fee structure to the Comptroller of Public Accounts. If the Comptroller finds the information sufficient to support the projection of increased revenues in excess of those estimated in the Biennial Revenue Estimate for 2020-21, a finding of fact to that effect shall be issued and the contingent appropriation shall be made available for the intended purpose.

- 21. Aggregate Operations.** Amounts appropriated above in Strategy C.1.1, Field Inspections and Complaint Response, to the Commission on Environmental Quality shall be used to conduct aerial observations at least twice per fiscal year to ensure enforcement of existing statutes and rules relating to aggregate operations.
- 22. Petroleum Storage Tank Administration: Temporary and Contract Worker Exemption from the Limitation on Full-Time Equivalent (FTE) Positions.** For the purposes of implementing Petroleum Storage Tank activities identified in Water Code, §26.3573 (d), the TCEQ is exempt from provisions of Article IX relating to the inclusion of temporary or contract workers in the calculation of the number of Full-Time Equivalent (FTE) positions by a state agency.
- 23. Petroleum Storage Tank Responsible Party Remediation.** The Commission on Environmental Quality (TCEQ) shall prioritize the use of funds appropriated above out of the Petroleum Storage Tank Remediation Account No. 655 to address the continued remediation and monitoring of sites transferred from the responsible party remediation program to the state lead program pursuant to Water Code, §26.3573, Subsection (r-1). Notwithstanding this provision, in prioritizing sites the TCEQ shall consider the risks associated with all sites requiring remediation and monitoring, as well as the availability of funds. In selecting contractors to perform remediation services at these transferred sites, the Executive Director of the TCEQ may make direct awards to existing contractors who are otherwise eligible for award to ensure that the continued remediation of these sites progresses in the most efficient and cost-effective manner which presents the least risk of disrupting ongoing remediation and monitoring activities.

COMMISSION ON ENVIRONMENTAL QUALITY
(Continued)

- 24. Unexpended Balances from Cost Recovery for Site Remediation and Cleanups.** In addition to amounts appropriated above, any unobligated and unexpended balances as of August 31, 2019, (estimated to be \$0), remaining in the Hazardous and Solid Waste Remediation Fee Account No. 550 which were received from responsible parties as cost recovery payments for site remediations and cleanups undertaken by the Commission on Environmental Quality (TCEQ) are appropriated to the TCEQ for the biennium beginning September 1, 2019. The funds shall be used to pay the cost of site cleanups and remediations during the biennium.
- 25. Litigation Expenses for the Rio Grande Compact Commission.**
- a. In addition to amounts appropriated above, any unobligated and unexpended balances remaining from appropriations in Strategy E.1.4, Rio Grande River Compact as of August 31, 2019, are appropriated for the fiscal year beginning on September 1, 2019, (estimated to be \$0) in the same strategy for the purpose of covering expenses incurred by the Rio Grande Compact Commission relating to investigations and legal expenses resulting from litigation between the State of Texas and the State of New Mexico over the equitable distribution of water according to the Rio Grande Compact.
 - b. Excluding \$199,996 each fiscal year for administrative costs and \$728,152 in fiscal year 2020 for litigation expenses, amounts referenced above, including any unobligated and unexpended balances, in subsection (a) may not be expended without the prior written approval of the Legislative Budget Board. The Texas Commission on Environmental Quality (TCEQ) may request to expend the funds in incremental funding amounts of \$1,000,000. The commission shall request the funds in a format prescribed by the Legislative Budget Board that provides information regarding the purposes and the projected impact of expenditures. A request submitted under this provision shall be considered to be approved unless the Legislative Budget Board issues a written disapproval within 30 business days after the date on which the staff of the Legislative Budget Board concludes its review of the request. Additional information requested by the Legislative Budget Board regarding a request submitted by the commission pursuant to this rider shall be provided in a timely manner. Notwithstanding any provision to the contrary, the Legislative Budget Board may suspend the approval of a request at any time pending the receipt of additional information requested of TCEQ.
 - c. It is the intent of the legislature, to the extent permitted by federal and state law, that funds appropriated above in Strategy E.1.4, Rio Grande River Compact, be utilized to ensure that all costs related to the litigation between the State of Texas and the State of New Mexico over the equitable distribution of water according to the Rio Grande Compact, estimated to be \$19,611,129, be recovered and deposited to the credit of the General Revenue Fund.
- 26. Barnett Shale Permit By Rule Study.** The Texas Commission on Environmental Quality (TCEQ) is not authorized to expend any funds appropriated in this Act to implement a rule that would extend 30 Texas Administrative Code, §106.352, Oil and Gas Handling Production Facilities, Rule Project No. 2010-018-106-PR ("Barnett Shale permit by rule") to oil and gas sources located outside the 23-county area of the Barnett Shale identified in subsection (a)(1) of the Barnett Shale permit by rule region ("Barnett Shale Region") until after August 31, 2019 and until after the agency conducts a study and files a report with the Legislature on the economic impact of extending the provisions of the Barnett Shale permit by rule to other areas of the state. Such a study may be funded through (1) grants, awards, or other gifts made to the TCEQ for that purpose; (2) funds directed to this study through supplemental environmental projects; or (3) by the use of the Texas Emissions Reduction Plan funds, as available. The study shall:
- a. Be based on data collected during the 18-month period following initial implementation of the Barnett Shale permit by rule in the Barnett Shale Region;
 - b. Assess the technical feasibility and economic reasonableness of the implementation of the Barnett Shale permit by rule in geographic areas outside of the Barnett Shale Region, including an assessment of the economic impacts on the oil and gas industry and the Texas economy; and
 - c. Assess any other factors the TCEQ deems relevant.

Nothing in this rider shall be construed to limit the TCEQ's authority to develop a permit by rule or other authorization for planned maintenance, startup, and shutdown emissions from oil and gas sources located outside the Barnett Shale Region.

COMMISSION ON ENVIRONMENTAL QUALITY
(Continued)

27. Expedited Processing of Permit Applications.

- (a) Included in amounts appropriated above out of the Clean Air Account No. 151 in Strategy A.2.1, Air Quality Permitting, is \$1,250,000 for the biennium from surcharges assessed in accordance with Health and Safety Code, §382.05155 for the expedited processing of air permit applications for the biennium for contract labor, overtime and compensatory pay, or other costs incurred to support the expedited processing of permit applications. The Commission on Environmental Quality (TCEQ) is authorized to compensate employees who perform expedited air permits twice the hourly rate for time worked in excess of their regularly scheduled work hours. For the purposes of the expedited permit process, the TCEQ is exempt from provisions of Article IX relating to the inclusion of temporary or contract workers in the calculation of the number of Full-Time Equivalent (FTE) positions.

In addition to the amounts appropriated above out of the Clean Air Account No. 151 in Strategy A.2.1, Air Quality Permitting, the TCEQ is appropriated all fee revenues collected and deposited to the account from expedited permit review surcharges assessed in accordance with Health and Safety Code, §382.05155 (estimated to be \$0) in excess of the Comptroller's Biennial Revenue Estimate. These funds are provided for costs incurred to support the expedited permitting process. Any unexpended balances remaining in these appropriations on August 31, 2020, in this appropriation are appropriated for the same purposes for the fiscal year beginning on September 1, 2020.

- (b) TCEQ shall provide a report detailing fee revenues collected and deposited to Clean Air Account No. 151 from expedited permit review surcharges assessed in accordance with Health and Safety Code §382.05155 for each respective fiscal year to the Comptroller of Public Accounts and the Legislative Budget Board no later than the end of the second business week in March and June (for the second and third quarters) and no later than 14 business days after the end of the fourth quarter.

28. Donna Reservoir and Canal System Federal Superfund Site. Out of amounts appropriated above, the Texas Commission on Environmental Quality is appropriated \$2,000,000 in fiscal year 2020 in General Revenue-Dedicated Hazardous and Solid Waste Remediation Fee Account No. 550 in Strategy D.1.2, Hazardous Materials Cleanup, for remediation of the Donna Reservoir and Canal System Federal Superfund Site.

29. Emission Reductions Technologies using Supercritical Carbon Dioxide. Amounts appropriated above in Strategy A.1.1, Air Quality Assessment and Planning, include \$4,000,000 in General Revenue funding in fiscal year 2020 to support projects that reduce emissions through improvements in energy production efficiency using supercritical carbon dioxide. The Texas Commission on Environmental Quality shall transfer the \$4,000,000 through an interagency contract to the University of Houston for such purposes. The University of Houston shall provide analysis and supporting data to the Texas Commission on Environmental Quality on the project's demonstrated improved energy efficiency in furtherance of attainment with the National Ambient Air Quality Standard for Ozone and other pollutants, and make recommendations to the Texas Commission on Environmental Quality regarding opportunities to further commercialize and deploy supercritical carbon dioxide technologies to reduce air pollutants and achieve attainment with federal air quality standards.

GENERAL LAND OFFICE AND VETERANS' LAND BOARD

	For the Years Ending	
	August 31, 2020	August 31, 2021
Method of Financing:		
General Revenue Fund	\$ 13,556,222	\$ 13,556,221
<u>General Revenue Fund - Dedicated</u>		
Coastal Protection Account No. 027	\$ 10,911,145	\$ 9,710,408
Coastal Public Lands Management Fee Account No. 450	198,324	198,324
Alamo Complex Account No. 5152	<u>6,940,879</u>	<u>4,618,879</u>
Subtotal, General Revenue Fund - Dedicated	\$ 18,050,348	\$ 14,527,611

GENERAL LAND OFFICE AND VETERANS' LAND BOARD
(Continued)

Federal Funds	\$ 2,311,683,454	\$ 2,310,371,390
<u>Other Funds</u>		
Permanent School Fund No. 044	\$ 23,202,258	\$ 19,195,510
Texas Veterans Homes Administration Fund No. 374	1,541,105	1,285,406
Veterans Land Program Administration Fund No. 522	24,966,943	19,500,805
Economic Stabilization Fund	1,500,000	1,500,000
Appropriated Receipts	76,794,801	8,534,447
Interagency Contracts	104,754	104,754
License Plate Trust Fund Account No. 0802, estimated	<u>22,266</u>	<u>22,266</u>
Subtotal, Other Funds	<u>\$ 128,132,127</u>	<u>\$ 50,143,188</u>
Total, Method of Financing	<u>\$ 2,471,422,151</u>	<u>\$ 2,388,598,410</u>

This bill pattern represents an estimated 61.8% of this agency's estimated total available funds for the biennium.

Number of Full-Time-Equivalents (FTE): 732.0 732.0

Schedule of Exempt Positions:

Land Commissioner, Group 5 \$140,938 \$140,938

Items of Appropriation:

A. Goal: ENHANCE STATE ASSETS

Enhance State Assets and Revenues by Managing State-owned Lands.

A.1.1. Strategy: ENERGY LEASE MANAGEMENT & REV AUDIT	\$ 6,638,480	\$ 5,759,930
Assess State Lands' Revenue Potential & Manage Energy Leases/Revenues.		
A.1.2. Strategy: ENERGY MARKETING	675,133	675,133
A.1.3. Strategy: DEFENSE AND PROSECUTION	3,353,229	3,639,959
Royalty and Mineral Lease Defense and Prosecution.		
A.1.4. Strategy: COASTAL AND UPLANDS LEASING	3,143,604	3,426,562
Coastal and Uplands Leasing and Inspection.		
A.2.1. Strategy: ASSET MANAGEMENT	11,831,524	8,122,908
PSF & State Agency Real Property Evaluation/Acquisition/Disposition.		
A.2.2. Strategy: SURVEYING AND APPRAISAL	1,326,045	1,338,775
PSF & State Agency Surveying and Appraisal.		
A.3.1. Strategy: PRESERVE & MAINTAIN ALAMO COMPLEX	<u>10,270,950</u>	<u>7,948,950</u>
Preserve and Maintain the Alamo and Alamo Complex.		

Total, Goal A: ENHANCE STATE ASSETS \$ 37,238,965 \$ 30,912,217

B. Goal: PROTECT THE COASTAL ENVIRONMENT

Protect the Environment, Promote Wise Resource Use, and Create Jobs.

B.1.1. Strategy: COASTAL MANAGEMENT	\$ 46,978,641	\$ 46,145,134
B.1.2. Strategy: COASTAL EROSION CONTROL GRANTS	80,472,283	11,475,744
B.2.1. Strategy: OIL SPILL RESPONSE	5,499,747	5,065,766
B.2.2. Strategy: OIL SPILL PREVENTION	<u>4,634,392</u>	<u>4,623,236</u>

Total, Goal B: PROTECT THE COASTAL ENVIRONMENT \$ 137,585,063 \$ 67,309,880

C. Goal: VETERANS' LAND BOARD (VLB)

Provide Benefit Programs to Texas Veterans.

C.1.1. Strategy: VETERANS' LOAN PROGRAMS	\$ 20,369,483	\$ 15,530,808
C.1.2. Strategy: VETERANS' HOMES	4,674,614	4,047,151
State Veterans' Homes.		
C.1.3. Strategy: VETERANS' CEMETERIES	<u>1,541,105</u>	<u>1,285,406</u>
State Veterans' Cemeteries.		

Total, Goal C: VETERANS' LAND BOARD (VLB) \$ 26,585,202 \$ 20,863,365

GENERAL LAND OFFICE AND VETERANS' LAND BOARD
(Continued)

D. Goal: DISASTER RECOVERY

Oversee Housing and Infrastructure Disaster Recovery.

D.1.1. Strategy: HOUSING PROJECTS & ACTIVITIES	\$ 1,840,787,921	\$ 1,840,287,948
Oversee Housing Projects and Activities.		
D.1.2. Strategy: INFRASTRUCTURE PROJECTS/ACTIVITIES	<u>429,225,000</u>	<u>429,225,000</u>
Oversee Infrastructure Projects and Activities.		

Total, Goal D: DISASTER RECOVERY	<u>\$ 2,270,012,921</u>	<u>\$ 2,269,512,948</u>
---	-------------------------	-------------------------

Grand Total, GENERAL LAND OFFICE AND VETERANS' LAND BOARD	<u>\$ 2,471,422,151</u>	<u>\$ 2,388,598,410</u>
--	-------------------------	-------------------------

Object-of-Expense Informational Listing:

Salaries and Wages	\$ 57,480,737	\$ 57,480,736
Other Personnel Costs	1,810,709	1,810,709
Professional Fees and Services	343,111,697	268,334,017
Fuels and Lubricants	475,852	475,872
Consumable Supplies	375,752	375,154
Utilities	464,768	474,554
Travel	1,772,212	1,752,200
Rent - Building	3,101,577	3,106,577
Rent - Machine and Other	777,994	778,094
Other Operating Expense	21,314,331	18,924,720
Grants	2,032,000,079	2,031,203,891
Capital Expenditures	<u>8,736,443</u>	<u>3,881,886</u>

Total, Object-of-Expense Informational Listing	<u>\$ 2,471,422,151</u>	<u>\$ 2,388,598,410</u>
---	-------------------------	-------------------------

Estimated Allocations for Employee Benefits and Debt Service Appropriations Made Elsewhere in this Act:

Employee Benefits

Retirement	\$ 4,274,894	\$ 4,296,269
Group Insurance	8,330,701	8,487,003
Social Security	3,422,157	3,439,267
Benefits Replacement	<u>61,128</u>	<u>51,959</u>

Total, Estimated Allocations for Employee Benefits and Debt Service Appropriations Made Elsewhere in this Act	<u>\$ 16,088,880</u>	<u>\$ 16,274,498</u>
--	----------------------	----------------------

1. Performance Measure Targets. The following is a listing of the key performance target levels for the General Land Office and Veterans' Land Board. It is the intent of the Legislature that appropriations made by this Act be utilized in the most efficient and effective manner possible to achieve the intended mission of the General Land Office and Veterans' Land Board. In order to achieve the objectives and service standards established by this Act, the General Land Office and Veterans' Land Board shall make every effort to attain the following designated key performance target levels associated with each item of appropriation.

	<u>2020</u>	<u>2021</u>
A. Goal: ENHANCE STATE ASSETS		
Outcome (Results/Impact):		
Percent of Permanent School Fund Uplands Acreage Leased	90%	90%
Annual Gross Rate of Return on Real Estate Special Fund Account (RESFA) Real Property Investments Made by the GLO on Behalf of the PSF	13.4%	13.4%
A.1.1. Strategy: ENERGY LEASE MANAGEMENT & REV AUDIT		
Output (Volume):		
Amount of Revenue from Audits/Lease Reconciliations	12,000,000	12,000,000
A.1.2. Strategy: ENERGY MARKETING		
Output (Volume):		
Average Monthly Volume of Gas Sold in Million British Thermal Units	1,750,000	1,750,000
A.1.4. Strategy: COASTAL AND UPLANDS LEASING		
Output (Volume):		
Annual Revenue from Uplands Surface Leases	4,250,000	4,250,000
Annual Revenue from Coastal Leases	5,200,000	5,200,000
A.2.1. Strategy: ASSET MANAGEMENT		
Explanatory:		
Percent of Receipts Being Released to the State Board of Education / Texas Education Agency	4.6%	4.6%

GENERAL LAND OFFICE AND VETERANS' LAND BOARD
(Continued)

A.3.1. Strategy: PRESERVE & MAINTAIN ALAMO COMPLEX

Output (Volume):

Number of Alamo Shrine Visitors	1,675,992	1,675,992
Number of Alamo Gift Shop Visitors	1,323,472	1,323,472
Alamo Gift Shop Revenue in Dollars Less Cost of Sales	2,950,750	2,950,750

Efficiencies:

Alamo Operational Costs Per Visitor (In Dollars)	4.15	4.15
Alamo Net Revenue Per Visitor (In Dollars)	2.89	2.89

B. Goal: PROTECT THE COASTAL ENVIRONMENT

Outcome (Results/Impact):

Percent of Eroding Shorelines Maintained, Protected or Restored for Gulf Beaches and Other Shorelines	10%	15%
Percent of Texas' Coastal Recreational Beach Waters Meeting or Exceeding Water Quality Standards	20%	20%

B.1.1. Strategy: COASTAL MANAGEMENT

Output (Volume):

Number of Coastal Management Program Grants Awarded	23	23
---	----	----

B.1.2. Strategy: COASTAL EROSION CONTROL GRANTS

Explanatory:

Cost/Benefit Ratio for Coastal Erosion Planning and Response Act Projects	3.4	3.4
---	-----	-----

B.2.1. Strategy: OIL SPILL RESPONSE

Output (Volume):

Number of Oil Spill Responses	665	665
-------------------------------	-----	-----

B.2.2. Strategy: OIL SPILL PREVENTION

Output (Volume):

Number of Prevention Activities - Vessels	1,603	1,603
Number of Derelict Vessels Removed from Texas Coastal Waters	30	30

Explanatory:

Number of Derelict Vessels in Texas Coastal Waters	200	200
--	-----	-----

C. Goal: VETERANS' LAND BOARD (VLB)

Outcome (Results/Impact):

Percent of Total Loan Income Used for Administrative Purposes	15%	15%
Percent of Delinquent Veterans Land Board Land Program Loans Removed from Forfeiture	65%	65%

C.1.1. Strategy: VETERANS' LOAN PROGRAMS

Output (Volume):

Number of Land and Home Improvement Loans Funded by the Veterans Land Board	1,333	1,333
---	-------	-------

C.1.2. Strategy: VETERANS' HOMES

Output (Volume):

Occupancy Rate at Veterans Homes	92%	92%
----------------------------------	-----	-----

D. Goal: DISASTER RECOVERY

D.1.1. Strategy: HOUSING PROJECTS & ACTIVITIES

Output (Volume):

Number of Completed Disaster Recovery Housing Projects	3,046	2,018
Number of Housing Activities That Are Considered Closed	3,046	2,018
Total Number of QA/PI Onsite Reviews Conducted	36	36
Total Number of QA/PI Desk Reviews Conducted	48	48

D.1.2. Strategy: INFRASTRUCTURE PROJECTS/ACTIVITIES

Output (Volume):

Number of Completed Disaster Recovery Infrastructure Projects	7,550	7,550
Number of Completed Infrastructure Activities That Are Considered Closed	7,550	7,550

2. Capital Budget. Funds appropriated above may be expended for capital budget items listed below. The amounts identified for each item may be adjusted or expended on other capital expenditures, subject to the aggregate dollar restrictions on capital budget expenditures provided in the General Provisions of this Act. Notwithstanding Article IX capital budget limitations, calculation of the agency's aggregate total applies only to non-federal methods of finance. Notwithstanding Article IX capital budget limitations, the agency shall notify the Legislative Budget Board thirty days before expending funds on any capital expenditure not specifically authorized below.

GENERAL LAND OFFICE AND VETERANS' LAND BOARD
(Continued)

	2020	2021
a. Acquisition of Information Resource Technologies		
(1) Archives & Records Database and Digital File Preservation	\$ 480,000	\$ 0
(2) Coastal Protection Grant System Consolidation	700,000	0
(3) Combined Systems Upgrade	240,000	240,000
(4) Mobile Application For Oil Spill (MAFOS)	525,000	0
(5) Oil and Gas Royalty Reporting System	885,000	0
(6) PC and Laptop Replacement	298,500	298,500
(7) Server Rotation & Resiliency Project	186,500	186,500
(8) VLB Compliance Database System	675,000	0
 Total, Acquisition of Information Resource Technologies	 \$ 3,990,000	 \$ 725,000
b. Transportation Items		
(1) Replacement Boats	\$ 85,000	\$ 65,000
(2) Vehicles - Replacement	120,000	60,000
 Total, Transportation Items	 \$ 205,000	 \$ 125,000
c. Acquisition of Capital Equipment and Items		
(1) Equipment - Replacement	\$ 139,000	\$ 108,500
d. Data Center Consolidation		
(1) Data Center Services (DCS)	\$ 330,081	\$ 333,582
e. Centralized Accounting and Payroll/Personnel System (CAPPS)		
(1) Implementation of Centralized Accounting and Payroll / Personnel System (CAPPS) HR / Payroll / Timekeeping Module	\$ 8,192,603	\$ 0
 Total, Capital Budget	 \$ 12,856,684	 \$ 1,292,082
 Method of Financing (Capital Budget):		
GR Dedicated - Coastal Protection Account No. 027	\$ 1,529,328	\$ 209,643
 <u>Other Funds</u>		
Permanent School Fund No. 044	\$ 5,667,832	\$ 1,082,439
Texas Veterans Homes Administration Fund No. 374	255,699	0
Veterans Land Program Administration Fund No. 522	5,403,825	0
 Subtotal, Other Funds	 \$ 11,327,356	 \$ 1,082,439
 Total, Method of Financing	 \$ 12,856,684	 \$ 1,292,082

3. Per Diem: Boards, Commissions, and Councils. Citizen members of the School Land Board, Veterans' Land Board, Boards for Lease, and the Coastal Coordination Advisory Committee may be paid per diem at a rate not to exceed the amount established elsewhere in this Act and actual expenses from funds appropriated above.

4. Appropriation Source: Veterans' Land Program. In addition to amounts appropriated above, all amounts necessary from the Veterans' Land Administration Fund No. 522 and the Veterans' Home Administration Fund No. 374 are appropriated to administer the Veterans' Land Program, Veterans' Housing Assistance Program, State Veterans' Homes, and Veterans' Cemeteries, including the amounts incurred in issuing bonds, in compensating a Housing Program Administrator, and in paying contracts for services rendered in administering the land and housing programs, as created and authorized by Article III, §49b of the Texas Constitution, as amended and Chapter 164 of the Natural Resources Code.

5. Appropriation: Defense of Title to Permanent School Fund Real Property and Prosecution of Mineral Lease Claims or Cases. Included in amounts appropriated above in Strategy A.1.3, Defense and Prosecution, is \$2,325,764 in each fiscal year of the 2020-21 biennium in Appropriated Receipts from funds recovered for the Permanent School Fund by the General Land

GENERAL LAND OFFICE AND VETERANS' LAND BOARD
(Continued)

Office from the prosecution of Relinquishment Act, royalty deficiency and other mineral lease claims or cases. Such funds are to be used for the defense of title to Permanent School Fund real property, and the prosecution of Relinquishment Act, royalty deficiency and other mineral lease claims or cases.

- 6. Appropriation: Easement Fees for Use of State-owned Riverbeds.** Included in the amounts appropriated above in Strategy A.1.4, Coastal and Uplands Leasing, are all unencumbered balances on hand as of August 31, 2019, (not to exceed \$100,000 in Appropriated Receipts). In addition to amounts appropriated above, all amounts collected in Appropriated Receipts as easement fees for use of state-owned riverbeds pursuant to §51.297, Natural Resources Code, or agency rules, during the biennium beginning September 1, 2019, (estimated to be \$0) are appropriated for the biennium beginning on September 1, 2019, for the removal or improvement of unauthorized structures on Permanent School Fund real property.
- 7. Reporting Requirements: Veterans' Land Board Loan Programs.** From amounts appropriated above, the General Land Office and Veterans' Land Board shall submit the following information on the Veterans' Land Board Housing and Land Loan Programs to the Bond Review Board on a semi-annual basis: the current and historical program cash flows for the last five fiscal years; a comparison of the net revenues of the programs to the debt service on the bonds; a comparison of actual to forecasted loan and investment income; and the number and dollar amount of foreclosures as a percentage of all active loans in the programs.
- 8. Real Property Investment Reporting.** The General Land Office shall submit to the Governor and the Legislature not later than September 1 of each even-numbered year and not later than January 1 of each odd-numbered year a report on investment activity in the Real Estate Special Fund Account of the Permanent School Fund No. 44 as prescribed in Natural Resources Code §51.412(a) and (b).
- 9. Appropriation: Shared Project Funds.** Included in amounts appropriated above out of Appropriated Receipts in Strategy B.1.2, Coastal Erosion Control Grants, are estimated receipts for shared project funds received in accordance with Natural Resources Code, Chapter 33, Subchapter H, §33.603(c)(1) and §33.604 (estimated to be \$3,000,000 in each fiscal year of the biennium).
- 10. Appropriation of Receipts: Real Property Sales and Mineral Royalties.** In addition to the amounts appropriated above, the General Land Office is appropriated all additional receipts from real property sales of the Real Estate Special Fund Account of the Permanent School Fund (PSF) No. 44 conducted by the General Land Office and all receipts from the lease of PSF land for mineral development mineral or royalty interests, real asset investments, or other interests, including revenue received from these sources, mineral estate in riverbeds, channels, and the tidelands, including islands, that are necessary to purchase fee or lesser interests in real property for the use and benefit of the PSF or for the purpose of purchasing easements for access to PSF land as authorized by Natural Resources Code §11.07, and for all purposes pursuant to Natural Resources Code §51.402.
- 11. Appropriation: Receipts and Account Balances for Surface Damages.** Included in the amounts appropriated above out of the Permanent School Fund No. 44 in Strategy A.2.1, Asset Management, is \$500,000 in each fiscal year of the biennium beginning on September 1, 2019, in receipts collected as surface damages pursuant to Natural Resources Code §§52.297, 53.115, 31.051, 51.291, 51.295, and 51.296. Such funds are appropriated for the purpose of funding conservation or reclamation projects, making permanent improvements on Permanent School Fund (PSF) real property, and making grants to a lessee of PSF real property for these purposes and for the purpose of purchasing easements for access to PSF land, as authorized by Natural Resources Code §11.079, and for maintaining and removing debris from a public beach within threatened areas included in a declared natural disaster, as authorized in Natural Resources Code, §61.067. In addition to the amounts appropriated above, additional revenues received from surface damage receipts during the biennium beginning on September 1, 2019, (estimated to be \$0) and surface damage receipts collected in the biennium beginning on September 1, 2017, that have not lapsed to the Real Estate Special Fund Account after two years from the date of collection as authorized in Natural Resources Code §53.155(e) are appropriated to the General Land Office for the same purposes.
- 12. Marketing, Acquisition, Disposition, and Management of Real Property Purchased by the Permanent School Fund.** Included in the amounts appropriated above out of the Permanent School Fund (PSF) No. 44 in Strategy A.2.1, Asset Management, are funds generated by the

GENERAL LAND OFFICE AND VETERANS' LAND BOARD
(Continued)

leasing of (PSF) real property surface interests to pay reasonable and necessary costs incurred by the General Land Office for the marketing, acquisition, disposition, and management of real property purchased with proceeds of the PSF (estimated to be \$2,227,459 in each fiscal year).

- 13. State Energy Marketing Program.** It is the intent of the Legislature that the General Land Office use a portion of the revenue from real property sales of the Permanent School Fund (PSF) and all receipts from the lease of PSF real property for mineral development, including royalties from existing and future active mineral leases of PSF land, to manage the State Gas Program within the State Energy Marketing Program as authorized by Natural Resources Code §31.401 and Utilities Code §§35.102 and 104.2545.

It is the intent of the Legislature that the General Land Office use only revenue generated from royalties taken in kind, as provided by §§52.133(f), 53.026, and 53.077, Natural Resources Code, to purchase power and to manage the State Power Program within the State Energy Marketing Program as authorized by Natural Resources Code §31.401 and Utilities Code §§35.102 and 104.2545.

- 14. Interagency Contract with the Texas Veterans Commission.** Included in the amounts appropriated above to the General Land Office and Veterans' Land Board out of Interagency Contracts in Strategy C.1.1, Veterans' Loan Programs, is \$69,954 in each fiscal year from a contract established between the General Land Office and Veterans' Land Board and the Texas Veterans Commission (TVC) to fund operations of the TVC Call Center. Pursuant to Natural Resources Code §161.076, the General Land Office and Veterans' Land Board and the Texas Veterans Commission shall enter into a memorandum of understanding regarding the funding and operations of the Veterans Commission Call Center.

- 15. CDBG Disaster Reporting Requirement.** The General Land Office (GLO) shall provide a quarterly report to the Governor, the Legislative Budget Board, the House Appropriations Committee, the Senate Finance Committee, and to those members of the Legislature representing counties eligible for Community Development Block Grant (CDBG) Disaster funding, detailing the receipt and expenditures of CDBG disaster funds received by the GLO.

- 16. Alamo and Alamo Complex Master Plan and Preservation, Maintenance, and Operations.**

- a. Included in the amounts appropriated above in Strategy A.3.1, Preserve and Maintain Alamo Complex, is \$6,894,956 in fiscal year 2020 and \$4,572,956 in fiscal year 2021 out of the General Revenue-Dedicated Alamo Complex Account No. 5152. In addition to these amounts appropriated above and pursuant to Natural Resources Code, §31.454, all remaining balances each fiscal year (estimated to be \$0) and amounts deposited into the General Revenue-Dedicated Alamo Complex Account No. 5152 each fiscal year above the Comptroller's Biennial Revenue Estimate (estimated to be \$0), are appropriated above to the General Land Office and Veterans' Land Board in Strategy A.3.1, Preserve and Maintain Alamo Complex for the purposes authorized in Natural Resources Code, Chapter 31, Subchapter I.
- b. Included in amounts appropriated above out of the Economic Stabilization Fund in Strategy A.3.1, Preserve and Maintain the Alamo and Alamo Complex, are unexpended balances as of August 31, 2019, estimated to be \$3,000,000 (\$1,500,000 in fiscal year 2020 and \$1,500,000 in fiscal year 2021) to implement the Master Plan for the Alamo and Alamo Complex and for the preservation, maintenance, and operation of the Alamo and Alamo Complex. Appropriations governed by this subsection may not be transferred or used for any other purpose. Any unobligated and unexpended balances as of August 31, 2020, in the appropriations made to the General Land Office and Veterans' Land Board in Strategy A.3.1, Preserve and Maintain the Alamo and Alamo Complex, are appropriated for the same purpose for the fiscal year beginning September 1, 2020.

- 17. Transfer Authority.** Notwithstanding limitations on appropriation transfers contained in the General Provisions of this Act, the General Land Office and Veterans' Land Board, is authorized to direct agency resources within the General Land Office and Veterans' Land Board, and transfer such amounts appropriated above between strategy line items between Strategies D.1.1, Housing Projects and Activities, and D.1.2, Infrastructure Projects and Activities, for disaster recovery functions.

GENERAL LAND OFFICE AND VETERANS' LAND BOARD
(Continued)

18. Unexpended Balances Within the Biennium. Any unobligated and unexpended balances as of August 31, 2020, in the appropriations made to the General Land Office and Veterans' Land Board are appropriated for the same purpose for the fiscal year beginning September 1, 2020.

19. Coastal Construction.

- a. Amounts appropriated in Strategy B.1.1, Coastal Management, include Federal Funds estimated to be \$40,493,692 in each year of the biennium for the purpose of large scale construction projects utilizing Gulf of Mexico Energy Security Act funds (CFDA 15.426.999). It is the intent of the Legislature that the Comptroller may account for the amounts appropriated in Strategy B.1.1, Coastal Management, as construction projects; however, notwithstanding other provisions of this Act, including Article IX, Sec. 14.03, for purposes of controlling appropriation transfers, the amounts appropriated in Strategy B.1.1, Coastal Management, are not to be considered as a capital budget item.
- b. Amounts appropriated in Strategy B.1.2, Coastal Erosion Control Grants, include General Revenue of \$9,172,228 and Appropriated Receipts estimated to be \$71,357,508 in fiscal year 2020 and General Revenue of \$7,135,970 and Appropriated Receipts estimated to be \$3,070,000 in fiscal year 2021 for the purpose of construction of erosion response projects undertaken pursuant to Natural Resources Code Subchapter H, Coastal Erosion. It is the intent of the Legislature that the Comptroller may account for the amounts appropriated in Strategy B.1.2, Coastal Erosion Control Grants, as construction projects; however, notwithstanding other provisions of this Act, including Article IX, Sec. 14.03, for purposes of controlling appropriation transfers, the amounts appropriated in Strategy B.1.2, Coastal Erosion Control Grants, are not to be considered as a capital budget item.

20. Unexpended Balances of Earned Federal Funds for Disaster Recovery Program.

Notwithstanding Article IX, §13.11(e), in addition to amounts appropriated above, any unobligated and unexpended balances remaining from Earned Federal Funds appropriations in Strategy D.1.1, Housing Projects and Activities, and D.1.2, Infrastructure Projects and Activities, as of August 31, 2019, are appropriated for the fiscal year beginning on September 1, 2019 (estimated to be \$0) in the same strategies for the purpose of funding salaries of federally funded positions prior to receiving federal reimbursement for salary expenses.

21. Contingency Appropriation for Disaster Recovery Program. Amounts appropriated above include \$779,624 in fiscal year 2020 and \$779,624 in fiscal year 2021 in General Revenue in Strategy D.1.1, Oversee Housing Projects and Activities, to retain 10.0 FTEs each fiscal year contingent upon Federal Emergency Management Agency (FEMA) federal funds not being available to fund FEMA related costs at the General Land Office (GLO) for the Disaster Recovery Program. In the event that FEMA funding should not be available for this purpose, GLO may request approval by the Legislative Budget Board to expend these funds to retain the 10.0 FTEs each fiscal year. Upon approval, the Comptroller of Public Accounts shall make the funds available to GLO, and GLO may transfer amounts between Strategies D.1.1, Oversee Housing Projects and Activities and D.1.2, Oversee Infrastructure Projects and Activities as necessary to carry out the functions of the Disaster Recovery Program.

LOW-LEVEL RADIOACTIVE WASTE DISPOSAL COMPACT COMMISSION

	For the Years Ending	
	August 31, 2020	August 31, 2021
Method of Financing:		
GR Dedicated - Texas Low Level Radioactive Waste Disposal Compact Commission Account No. 5151	\$ 577,164	\$ 577,164
Total, Method of Financing	\$ 577,164	\$ 577,164

This bill pattern represents an estimated 100% of this agency's estimated total available funds for the biennium.

LOW-LEVEL RADIOACTIVE WASTE DISPOSAL COMPACT COMMISSION
(Continued)

Items of Appropriation:

A. Goal: COMPACT ADMINISTRATION & OPERATIONS

Low-level Radioactive Waste Disposal Compact Commission Administration.

A.1.1. Strategy: COMPACT ADMINISTRATION & OPERATIONS

Low-Level Radioactive Waste Disposal Compact Commission Administration.

\$ 577,164 \$ 577,164

Grand Total, LOW-LEVEL RADIOACTIVE WASTE DISPOSAL COMPACT COMMISSION

\$ 577,164 \$ 577,164

Object-of-Expense Informational Listing:

Professional Fees and Services	\$ 440,000	\$ 440,000
Consumable Supplies	1,300	1,300
Utilities	2,400	2,400
Travel	75,325	75,325
Rent - Building	33,900	33,900
Other Operating Expense	<u>24,239</u>	<u>24,239</u>

Total, Object-of-Expense Informational Listing

\$ 577,164 \$ 577,164

- 1. Performance Measure Targets.** The following is a listing of the key performance target levels for the Low-level Radioactive Waste Disposal Compact Commission. It is the intent of the Legislature that appropriations made by this Act be utilized in the most efficient and effective manner possible to achieve the intended mission of the Low-level Radioactive Waste Disposal Compact Commission. In order to achieve the objectives and service standards established by this Act, the Low-level Radioactive Waste Disposal Compact Commission shall make every effort to attain the following designated key performance target levels associated with each item of appropriation.

	<u>2020</u>	<u>2021</u>
A. Goal: COMPACT ADMINISTRATION & OPERATIONS		
Outcome (Results/Impact):		
The Activity Capacity in Curies Remaining in the Texas Low-level Radioactive Waste Disposal Compact Facility (Compact Facility) as a Percentage of the Total Available Curie Capacity at the Compact Facility	85%	85%
The Volumetric Capacity in Cubic Feet Remaining in the Texas Low - Level Radioactive Waste Disposal Compact Facility (Compact Facility) as a Percentage of the Available Capacity at the Facility	91%	91%

- 2. Exemption from Limitation on State Employment Levels.** The Low-Level Radioactive Waste Disposal Compact Commission is exempt from limitations on state employment levels contained in Article IX, Sec. 6.10 of this Act.

PARKS AND WILDLIFE DEPARTMENT

	For the Years Ending	
	<u>August 31, 2020</u>	<u>August 31, 2021</u>
Method of Financing:		
<u>General Revenue Fund</u>		
General Revenue Fund	\$ 30,407,977	\$ 2,573,010
Sporting Goods Sales Tax - Transfer to:		
State Parks Account No. 64	69,194,899	70,527,571
Texas Recreation and Parks Account No. 467	8,052,825	8,207,920
Parks and Wildlife Conservation and Capital Acct No. 5004	45,214,731	46,085,552
Large County and Municipality Recreation and Parks Account No. 5150	3,757,781	3,830,155
Unclaimed Refunds of Motorboat Fuel Tax	<u>20,160,295</u>	<u>20,505,568</u>
Subtotal, General Revenue Fund	\$ 176,788,508	\$ 151,729,776
<u>General Revenue Fund - Dedicated</u>		
Game, Fish and Water Safety Account No. 009	\$ 113,759,226	\$ 104,777,081
State Parks Account No. 064	44,533,560	44,552,007

PARKS AND WILDLIFE DEPARTMENT
(Continued)

Non-Game and Endangered Species Conservation Account No. 506	43,007	43,006
Lifetime License Endowment Account No. 544	<u>125,226</u>	<u>125,226</u>
 Subtotal, General Revenue Fund - Dedicated	 \$ 158,461,019	 \$ 149,497,320
 Federal Funds	 \$ 66,599,909	 \$ 64,488,438
<u>Other Funds</u>		
Appropriated Receipts	\$ 15,711,643	\$ 4,539,681
Interagency Contracts	225,000	225,000
Bond Proceeds - General Obligation Bonds	5,584,578	0
License Plate Trust Fund Account No. 0802, estimated	<u>1,080,800</u>	<u>679,600</u>
 Subtotal, Other Funds	 <u>\$ 22,602,021</u>	 <u>\$ 5,444,281</u>
 Total, Method of Financing	 <u>\$ 424,451,457</u>	 <u>\$ 371,159,815</u>

This bill pattern represents an estimated 99.9% of this agency's estimated total available funds for the biennium.

Number of Full-Time-Equivalents (FTE): 3,204.6 3,211.5

Schedule of Exempt Positions:

Executive Director, Group 7 \$215,412 \$215,412

Items of Appropriation:

A. Goal: CONSERVE NATURAL RESOURCES

Conserve Fish, Wildlife, and Natural Resources.

A.1.1. Strategy: WILDLIFE CONSERVATION Wildlife Conservation, Habitat Management, and Research.	\$ 35,486,394	\$ 35,338,093
A.1.2. Strategy: TECHNICAL GUIDANCE Technical Guidance to Private Landowners and the General Public.	8,574,739	8,574,739
A.1.3. Strategy: HUNTING AND WILDLIFE RECREATION Enhanced Hunting and Wildlife-related Recreational Opportunities.	2,331,533	2,331,533
A.2.1. Strategy: INLAND FISHERIES MANAGEMENT Inland Fisheries Management, Habitat Conservation, and Research.	15,875,668	15,812,568
A.2.2. Strategy: INLAND HATCHERIES OPERATIONS	7,090,202	7,090,202
A.2.3. Strategy: COASTAL FISHERIES MANAGEMENT Coastal Fisheries Management, Habitat Conservation and Research.	14,327,840	14,289,140
A.2.4. Strategy: COASTAL HATCHERIES OPERATIONS	<u>3,603,688</u>	<u>3,603,688</u>

Total, Goal A: CONSERVE NATURAL RESOURCES \$ 87,290,064 \$ 87,039,963

B. Goal: ACCESS TO STATE AND LOCAL PARKS

B.1.1. Strategy: STATE PARK OPERATIONS State Parks, Historic Sites and State Natural Area Operations.	\$ 82,900,743	\$ 84,080,268
B.1.2. Strategy: PARKS MINOR REPAIR PROGRAM	4,985,592	4,987,638
B.1.3. Strategy: PARKS SUPPORT	5,724,167	5,724,167
B.2.1. Strategy: LOCAL PARK GRANTS Provide Local Park Grants.	23,469,383	12,663,302
B.2.2. Strategy: BOATING ACCESS AND OTHER GRANTS Provide Boating Access, Trails and Other Grants.	<u>9,070,568</u>	<u>8,604,118</u>

Total, Goal B: ACCESS TO STATE AND LOCAL PARKS \$ 126,150,453 \$ 116,059,493

C. Goal: INCREASE AWARENESS AND COMPLIANCE

Increase Awareness, Participation, Revenue, and Compliance.

C.1.1. Strategy: ENFORCEMENT PROGRAMS Wildlife, Fisheries and Water Safety Enforcement.	\$ 61,072,292	\$ 59,822,291
---	---------------	---------------

PARKS AND WILDLIFE DEPARTMENT
(Continued)

C.1.2. Strategy: TEXAS GAME WARDEN TRAINING CENTER	2,730,481	2,730,481
C.1.3. Strategy: LAW ENFORCEMENT SUPPORT Provide Law Enforcement Oversight, Management and Support.	2,782,462	2,782,462
C.2.1. Strategy: OUTREACH AND EDUCATION Outreach and Education Programs.	3,879,658	3,879,658
C.2.2. Strategy: PROVIDE COMMUNICATION PRODUCTS Provide Communication Products and Services.	5,541,827	5,541,827
C.3.1. Strategy: LICENSE ISSUANCE Hunting and Fishing License Issuance.	8,143,409	8,143,409
C.3.2. Strategy: BOAT REGISTRATION AND TITLING	1,670,280	1,670,280
Total, Goal C: INCREASE AWARENESS AND COMPLIANCE	\$ 85,820,409	\$ 84,570,408
D. Goal: MANAGE CAPITAL PROGRAMS		
D.1.1. Strategy: IMPROVEMENTS AND MAJOR REPAIRS Implement Capital Improvements and Major Repairs.	\$ 84,652,481	\$ 46,085,552
D.1.2. Strategy: LAND ACQUISITION	4,083,476	2,322,566
D.1.3. Strategy: INFRASTRUCTURE ADMINISTRATION Infrastructure Program Administration.	6,808,555	6,808,555
D.1.4. Strategy: DEBT SERVICE Meet Debt Service Requirements.	710,911	0
Total, Goal D: MANAGE CAPITAL PROGRAMS	\$ 96,255,423	\$ 55,216,673
E. Goal: INDIRECT ADMINISTRATION		
E.1.1. Strategy: CENTRAL ADMINISTRATION	\$ 10,543,334	\$ 10,234,251
E.1.2. Strategy: INFORMATION RESOURCES	14,047,880	13,695,133
E.1.3. Strategy: OTHER SUPPORT SERVICES	4,343,894	4,343,894
Total, Goal E: INDIRECT ADMINISTRATION	\$ 28,935,108	\$ 28,273,278
Grand Total, PARKS AND WILDLIFE DEPARTMENT	\$ 424,451,457	\$ 371,159,815
Object-of-Expense Informational Listing:		
Salaries and Wages	\$ 172,230,711	\$ 174,222,925
Other Personnel Costs	5,589,323	5,590,611
Professional Fees and Services	6,289,943	6,326,246
Fuels and Lubricants	7,097,118	7,109,986
Consumable Supplies	2,966,923	2,969,037
Utilities	10,526,023	10,530,950
Travel	4,268,662	4,016,020
Rent - Building	2,958,237	2,943,851
Rent - Machine and Other	2,014,475	2,016,035
Debt Service	710,911	0
Other Operating Expense	79,870,233	78,643,710
Food for Persons - Wards of State	7,750	7,750
Grants	34,017,354	20,890,613
Capital Expenditures	95,903,794	55,892,081
Total, Object-of-Expense Informational Listing	\$ 424,451,457	\$ 371,159,815
Estimated Allocations for Employee Benefits and Debt Service Appropriations Made Elsewhere in this Act:		
<u>Employee Benefits</u>		
Retirement	\$ 15,361,318	\$ 15,438,124
Group Insurance	45,217,260	46,087,957
Social Security	12,158,393	12,219,185
Benefits Replacement	230,978	196,331
Subtotal, Employee Benefits	\$ 72,967,949	\$ 73,941,597
<u>Debt Service</u>		
TPFA GO Bond Debt Service	\$ 13,916,513	\$ 13,531,994

PARKS AND WILDLIFE DEPARTMENT
(Continued)

Lease Payments	16,398	11,369
Subtotal, Debt Service	\$ 13,932,911	\$ 13,543,363
Total, Estimated Allocations for Employee Benefits and Debt Service Appropriations Made Elsewhere in this Act	\$ 86,900,860	\$ 87,484,960

1. Performance Measure Targets. The following is a listing of the key performance target levels for the Parks and Wildlife Department. It is the intent of the Legislature that appropriations made by this Act be utilized in the most efficient and effective manner possible to achieve the intended mission of the Parks and Wildlife Department. In order to achieve the objectives and service standards established by this Act, the Parks and Wildlife Department shall make every effort to attain the following designated key performance target levels associated with each item of appropriation.

	2020	2021
A. Goal: CONSERVE NATURAL RESOURCES		
Outcome (Results/Impact):		
Percent of Total Land Acreage in Texas Managed to Enhance Wildlife through TPWD Approved Management Agreements	20.85%	21.22%
Percent of Fish and Wildlife Kills or Pollution Cases Resolved Successfully	75%	75%
A.1.1. Strategy: WILDLIFE CONSERVATION		
Output (Volume):		
Number of Wildlife Population Surveys Conducted	1,409	1,409
A.1.2. Strategy: TECHNICAL GUIDANCE		
Output (Volume):		
Number of Active TPWD-Approved Wildlife Management Plans with Private Landowners	7,447	7,596
Number of Active TPWD-Approved Management Agreements with Private Landowners	8,285	8,450
Number of Sites Participating in Managed Lands Deer Program (MLDP) Harvest Option	838	854
A.2.1. Strategy: INLAND FISHERIES MANAGEMENT		
Output (Volume):		
Number of Hours Spent Managing, Treating, Surveying or Providing Public Education on Aquatic Invasive Species	18,000	18,000
A.2.2. Strategy: INLAND HATCHERIES OPERATIONS		
Output (Volume):		
Number of Fingerlings Stocked - Inland Fisheries (in millions)	15	15
A.2.3. Strategy: COASTAL FISHERIES MANAGEMENT		
Output (Volume):		
Number of Commercial Fishing Licenses Bought Back	87	88
A.2.4. Strategy: COASTAL HATCHERIES OPERATIONS		
Output (Volume):		
Number of Fingerlings Stocked - Coastal Fisheries (in millions)	26	26
B. Goal: ACCESS TO STATE AND LOCAL PARKS		
Outcome (Results/Impact):		
Percent of Funded State Park Minor Repair Projects Completed	50%	75%
B.1.1. Strategy: STATE PARK OPERATIONS		
Explanatory:		
Number of Paid Park Visits (in millions)	5.38	5.38
B.1.2. Strategy: PARKS MINOR REPAIR PROGRAM		
Output (Volume):		
Number of Funded State Park Minor Repair Projects Completed	88	158
B.2.1. Strategy: LOCAL PARK GRANTS		
Output (Volume):		
Number of Grant Assisted Projects Completed	35	35
C. Goal: INCREASE AWARENESS AND COMPLIANCE		
Outcome (Results/Impact):		
Percent of Public Compliance with Agency Rules and Regulations	97%	97%
C.1.1. Strategy: ENFORCEMENT PROGRAMS		
Output (Volume):		
Miles Patrolled in Vehicles (in millions)	11.01	11.01
Hours Patrolled in Boats	127,240	127,240
C.2.1. Strategy: OUTREACH AND EDUCATION		
Output (Volume):		
Number of Students Trained in Hunter Education	58,000	58,000

PARKS AND WILDLIFE DEPARTMENT
(Continued)

Number of Students Trained in Boater Education	22,000	23,000
C.3.1. Strategy: LICENSE ISSUANCE		
Output (Volume):		
Number of Combination Licenses Sold	638,766	638,766

D. Goal: MANAGE CAPITAL PROGRAMS

Outcome (Results/Impact):

Percent of Major Repair/Construction Projects Completed	70%	70%
---	-----	-----

2. Capital Budget. None of the funds appropriated above may be expended for capital budget items except as listed below. The amount shown below shall be expended only for the purposes shown and are not available for expenditure for other purposes. Amounts appropriated above and identified in this provision as appropriations either for "Lease Payments to the Master Lease Purchase" or for other items with an "(MLPP)" notation shall be expended only for the purpose of making lease-purchase payments to the Texas Public Finance Authority pursuant to the provisions of Government Code §1232.103.

	2020	2021
a. Construction of Buildings and Facilities		
(1) Construction and Major Repairs	\$ 18,868,011	\$ 0
(2) Deferred Maintenance	53,214,731	46,085,552
(3) Palo Pinto Mountains State Park	12,500,000	0
Total, Construction of Buildings and Facilities	\$ 84,582,742	\$ 46,085,552
b. Repair or Rehabilitation of Buildings and Facilities		
(1) Parks Minor Repair Program	\$ 4,289,800	\$ 4,289,800
c. Acquisition of Information Resource Technologies		
(1) Capital Information Technology	\$ 2,075,371	\$ 2,075,371
d. Transportation Items		
(1) Capital Transportation	\$ 7,345,639	\$ 7,345,639
e. Acquisition of Capital Equipment and Items		
(1) Capital Equipment	\$ 2,449,975	\$ 1,449,975
f. Other Lease Payments to the Master Lease Purchase Program (MLPP)		
(1) Master Lease Purchase Program	\$ 69,739	\$ 0
g. Data Center Consolidation		
(1) Data Center Consolidation	\$ 4,622,193	\$ 4,658,496
h. Centralized Accounting and Payroll/Personnel System (CAPPS)		
(1) CAPPS Statewide ERP System	\$ 1,527,830	\$ 829,698
Total, Capital Budget	\$ 106,963,289	\$ 66,734,531

Method of Financing (Capital Budget):

<u>General Revenue Fund</u>		
General Revenue Fund	\$ 14,965,569	\$ 1,697,698
Sporting Goods Sales Tax - Transfer to State Parks Account No. 64	1,949,089	1,949,089
Sporting Goods Sales Tax - Transfer to Parks and Wildlife Conservation and Capital Acct No. 5004	45,214,731	46,085,552
Unclaimed Refunds of Motorboat Fuel Tax	1,106,460	1,106,460
Subtotal, General Revenue Fund	\$ 63,235,849	\$ 50,838,799
<u>General Revenue Fund - Dedicated</u>		
Game, Fish and Water Safety Account No. 009	\$ 17,038,509	\$ 8,056,364
State Parks Account No. 064	7,531,120	7,549,568
Subtotal, General Revenue Fund - Dedicated	\$ 24,569,629	\$ 15,605,932
Federal Funds	\$ 2,111,471	\$ 0

PARKS AND WILDLIFE DEPARTMENT
(Continued)

<u>Other Funds</u>		
Appropriated Receipts	\$ 11,461,762	\$ 289,800
Bond Proceeds - General Obligation Bonds	<u>5,584,578</u>	<u>0</u>
Subtotal, Other Funds	<u>\$ 17,046,340</u>	<u>\$ 289,800</u>
Total, Method of Financing	<u>\$ 106,963,289</u>	<u>\$ 66,734,531</u>

3. Authorization: Purchase of Evidence. From the amounts appropriated above, the Texas Parks and Wildlife Department (TPWD) may establish a cash fund, for the purchase of evidence and/or information and surveillance deemed necessary by the TPWD for enforcement of laws under the Parks and Wildlife Code, the Water Code and other statutes enforced by the TPWD.

4. Appropriation: Unexpended Balance for Construction Projects. Included in amounts appropriated above in strategy D.1.1, Improvements and Major Repairs, are unexpended balances from appropriations made for construction, repair, acquisition, and renovation projects and listed in the capital budget riders of Senate Bill No. 1, Acts of the Eighty-fifth Legislature, Regular Session, and House Bill No. 1, Acts of the Eighty-fourth Legislature, Regular Session. These amounts include General Obligation Bond Proceeds for projects approved under the following provisions: 1) Article IX, §18.01 of House Bill 1, Eighty-second Legislature, Regular Session, 2011, with amounts remaining as of August 31, 2019, estimated to be \$1,015,574; and 2) Article IX, §17.02 of Senate Bill 1, Eighty-third Legislature, Regular Session, 2013, with amounts remaining as of August 31, 2019, estimated to be \$4,572,004. The total unexpended balances are estimated to be \$18,868,011 out of the following funds as of August 31, 2019:

	<u>2020</u>	<u>2021</u>
Federal Funds	\$2,111,471	\$0
Other Funds		
Appropriated Receipts	\$11,171,962	\$0
Interagency Contracts	\$0	\$0
Bond Proceeds - General Obligation Bonds	<u>\$5,584,578</u>	<u>\$0</u>
Total	\$18,868,011	\$0

Unexpended and unobligated balances remaining in such appropriation items as of August 31, 2019, are appropriated for the same purposes for the fiscal year beginning September 1, 2019. Unexpended and unobligated balances in General Revenue-Related accounts may not be carried forward from fiscal year 2019 to fiscal year 2020 without 45 days prior notification to the Legislative Budget Board and the Governor. Unexpended and unobligated balances of General Revenue-Related appropriations under this provision are subject to the provisions of Government Code §403.071 for the purposes of determining the life of an appropriation; therefore, the agency is not authorized to carry forward unexpended and unobligated balances in General Revenue-Related accounts from fiscal year 2019 to fiscal year 2020 if the original appropriation for the project was made during or before fiscal year 2016. The Texas Parks and Wildlife Department shall provide the Legislative Budget Board, the Governor, and the Comptroller of Public Accounts a report by no later than December 1 of each fiscal year showing the progress and costs of all projects funded by General Revenue-Related appropriations made by the Eighty-fourth and the Eighty-fifth Legislatures.

5. Fund Transfer Authority. Notwithstanding the limitations of Article IX, Section 14.01, Appropriation Transfers, the Texas Parks and Wildlife Department may transfer funds between any funds/accounts authorized by the Parks and Wildlife Code in order to alleviate cash flow problems during the biennium. All funds transferred must be returned to the original fund/account before the end of the biennium.

6. Authorization: Acceptance of Payment with Goods and Services. The Texas Parks and Wildlife Department may accept goods and/or services in lieu of cash for sales of products or rights on the department's public land areas. These goods and services may be on the same public land area as the product or right sold or any other public land area. In order to procure the goods and services in the amounts needed that equal the value of products or rights sold, an escrow bank account may be utilized.

PARKS AND WILDLIFE DEPARTMENT
(Continued)

- 7. Debt Service Payments.** Included in amounts appropriated above in Strategy D.1.4, Debt Service, are debt service payments of \$710,911 in fiscal year 2020 and \$0 in fiscal year 2021 out of the General Revenue Fund which shall be transferred to the Texas Public Finance Authority for debt service payments on revenue bonds or other revenue obligations as authorized by §13.0045, Parks and Wildlife Code.
- 8. Local Park Construction and Landowner Incentive Grants.** Any funds appropriated in prior years and within the current biennium in Strategies B.2.1, Local Park Grants, and B.2.2, Boating Access and Other Grants, that are utilized for grants awarded for local park construction projects in excess of \$20,000 and in Strategy A.1.2, Technical Guidance to Private Landowners and the General Public, that are utilized for landowner incentive grants shall be treated as construction appropriations for the purpose of determining the life of the appropriation under the provisions of Government Code, §403.071.
- 9. Appropriation: State-owned Housing Authorized.** The Texas Parks and Wildlife Department (TPWD) shall recover at least 20 percent of the established fair market rental value of housing from persons residing in state-owned housing first employed before September 1, 2005, and 100 percent of the established fair market rental value of housing from persons residing in state-owned housing employed on or after September 1, 2005. If the TPWD requires an employee to live on-site in state-owned housing as a condition of employment, then the TPWD shall recover at least 20 percent of the established market rental value of housing regardless of the date of employment.

Included in the amounts appropriated above is rental income collected from employee housing (estimated to be \$32,900 in Appropriated Receipts each fiscal year in Strategy A.1.1, Wildlife Conservation; estimated to be \$27,400 in Appropriated Receipts each fiscal year in Strategy A.2.2, Inland Hatcheries Operations; estimated to be \$7,200 in Appropriated Receipts each fiscal year in Strategy A.2.4, Coastal Hatcheries Operations; estimated to be \$289,800 in Appropriated Receipts each fiscal year in Strategy B.1.2, Parks Minor Repair Program, and estimated to be \$3,200 in Appropriated Receipts each fiscal year in Strategy C.1.2, Texas Game Warden Training Center.) The recovered funds are appropriated to the TPWD for maintenance or replacement of employee housing.

Additionally, notwithstanding the provisions in Article IX of this Act, the TPWD may expend amounts in excess of \$50,000 per residence for the biennium as necessary to purchase, remodel, repair or replace state-owned housing, provided that the agency submits advanced notification to the Legislative Budget Board and the Governor.

- 10. Appropriation of Certain Concession Receipts.** Concession receipts generated as a result of the efforts of volunteer groups in state parks or other agency facilities are included in amounts appropriated above from Appropriated Receipts in Strategy B.1.1, State Park Operations (estimated to be \$0), and Strategy A.2.4, Coastal Hatcheries Operations (estimated to be \$149,800), for the biennium beginning September 1, 2019. These concession receipts shall be credited for the benefit of the specific state park or other agency facility where the funds are generated by volunteer groups. Concession receipts generated as a result of the efforts of department employees or leased concession contracts with third parties are also appropriated in the strategies above and are not subject to this rider.
- 11. Payments to License Agents, Tax Assessor Collectors, and License Vendor.** Included in amounts appropriated above in Strategy C.3.1, License Issuance, and C.3.2, Boat Registration and Titling, are amounts necessary for payments to license agents and tax assessor collectors (estimated to be \$3,657,000 in each fiscal year out of the Game, Fish and Water Safety Account No. 9, Non-Game and Endangered Species Conservation Account No. 0506, and Lifetime License Endowment Fund Account No. 0544). Such amounts shall be used for the sole purpose of payments to license agents and tax assessor collectors for the costs of issuing and collecting money associated with the sale of licenses, stamp endorsements, permits, tags, boat registration and titling, and other similar items issued under the Parks and Wildlife Code.

Also included in the amounts appropriated above in Strategy C.3.1, License Issuance, are amounts necessary for payments to the license sales system vendor, estimated to be \$2,153,700 in each fiscal year out of the Game, Fish and Water Safety Account No. 9, \$225,000 in each fiscal year out of General Revenue - Earned Federal Funds, and \$917,000 in each fiscal year out of Appropriated Receipts from license machine rentals and from collection/issuance fees for on-line/call center licenses purchases.

PARKS AND WILDLIFE DEPARTMENT
(Continued)

12. Capital Budget Expenditures from Federal and Other Funding Sources. The Texas Parks and Wildlife Department (TPWD) is exempted from the limitations of capital budget rider provisions contained in Article IX of this Act when gifts, grants, interagency funds, inter-local funds, damage and mitigation funds, and federal funds are received in excess of the amounts identified in the agency's capital budget rider and such funds are designated by the donor, grantor, damage/mitigation agreement or settlement, or state/federal agency solely for construction and repairs, land acquisition, or purchase of specific capital items.

Additionally, the TPWD is exempted from the limitations of capital budget rider provisions when pass through funds to local entities are received in excess of the amounts identified in the agency's capital budget rider and such funds are designated by the donor, grantor or federal agency solely for the acquisition of land.

Amounts expended from these funding sources shall not count towards the limitation imposed by capital budget provisions elsewhere in this Act. The TPWD shall annually report to the Legislative Budget Board, the Governor, and the Comptroller of Public Accounts the amount received from these sources and the items to be purchased.

13. Appropriation: Land Sale Proceeds. Amounts appropriated above from Appropriated Receipts in Strategy D.1.1, Improvements and Major Repairs, and D.1.2, Land Acquisition, include all balances as of August 31, 2019, and all proceeds collected on or after September 1, 2019, (balances and revenues estimated to be \$0) from the sale of Texas Parks and Wildlife Department (TPWD) lands, including the sale of land identified as underutilized and sold by the General Land Office. In accordance with Parks and Wildlife Code §13.009, the balances and proceeds from the sale of these lands may be used only to improve or acquire other real property dedicated to the same purpose for which the land sold was dedicated. Any unobligated and unexpended balances remaining as of August 31, 2020, are appropriated for the same purpose for the fiscal year beginning September 1, 2020.

14. Border Security. Amounts appropriated above in Strategy C.1.1, Enforcement Programs, include \$14,508,896 for 2020 and \$14,508,896 for 2021 in All Funds for items related to border security, as defined by Article IX, Sec. 7.11, Border Security, and Article IX, Sec. 17.07, Border Security - Informational Listing. This amount includes:

- a. \$5,724,990 and 90.0 FTEs each fiscal year for baseline game warden law enforcement activity in border counties. This amount includes \$2,733,283 from the Game, Fish, and Water Safety Account No. 9, \$253,916 from Federal Funds, and \$2,737,791 from Unclaimed Refunds of Motorboat Fuel Tax each fiscal year.
- b. \$8,783,906 out of the Unclaimed Refunds of Motorboat Fuel Tax, and 49.0 FTEs in each fiscal year for the purposes of enhancing border security.

15. Informational Listing - Allocation of Sporting Goods Sales Tax (SGST). Amounts appropriated and estimated in this Act include \$170,200,000 in fiscal year 2020 and \$171,900,000 in fiscal year 2021 in sales tax receipts deposited to the General Revenue Fund estimated to be generated by sales of sporting goods items. Appropriations for debt service payments are made in accordance with the provision of Art. IX, Sec. 17.08, Use of the Sporting Goods Sales Tax Transfer to the General Revenue-Dedicated State Parks Account No. 64.

For the Years Ending
August 31, 2020 August 31, 2021

Agency Bill Pattern Appropriations

Article I

Texas Historical Commission (THC)
General Revenue (Sporting Goods Sales Tax)

A.1.4, Historic Sites	\$ 10,212,000	\$ 10,314,000
Subtotal	\$ 10,212,000	\$ 10,314,000

Article VI

Texas Parks and Wildlife Department (TPWD)
SGST Transfer to the General Revenue-Dedicated State Parks Account No. 64

B.1.1, State Park Operations	\$ 69,088,667	\$ 70,419,293
------------------------------	---------------	---------------

PARKS AND WILDLIFE DEPARTMENT
(Continued)

B.1.2, Parks Minor Repair Program	\$ 106,232	\$ 108,278
Subtotal	\$ 69,194,899	\$ 70,527,571
SGST Transfer to the Texas Recreation and Parks Account No. 467		
B.2.1, Local Park Grants	\$ 7,153,220	\$ 7,290,989
B.2.2, Boating Access and Other Grants	\$ 899,605	\$ 916,931
Subtotal	\$ 8,052,825	\$ 8,207,920
SGST Transfer to the Large County and Municipality Recreation and Parks Account No. 5150		
B.2.1, Local Park Grants	\$ 2,915,399	\$ 2,971,549
B.2.2, Boating Access and Other Grants	\$ 842,382	\$ 858,606
Subtotal	\$ 3,757,781	\$ 3,830,155
SGST Transfer to the Conservation and Capital Account No. 5004		
D.1.1, Improvements and Major Repairs	\$ 45,214,731	\$ 46,085,552
Subtotal	\$ 45,214,731	\$ 46,085,552
End-of-Article Appropriations for Benefits, Estimated		
SGST Transfer to the General Revenue-Dedicated		
State Parks Account No. 64	\$ 18,610,147	\$ 18,866,426
SGST Transfer to the Texas Recreation and Parks		
Account No. 467	\$ 243,673	\$ 246,662
SGST Transfer to the Large County and Municipality		
Recreation and Parks Account No. 5150	\$ 286,520	\$ 289,720
Subtotal	\$ 19,140,340	\$ 19,402,808
Debt Service for Statewide Park Repairs, Estimated		
SGST Transfer to the General Revenue-Dedicated State Parks Account No. 64		
General Obligation Bond Debt Service		
Payments at the Texas Public Finance Authority	\$ 13,916,513	\$ 13,531,994
Revenue Bond Debt Service (Strategy D.1.4)		
at The Texas Parks and Wildlife Department	\$ 710,911	\$ 0
Subtotal, Debt Service	\$ 14,627,424	\$ 13,531,994
Subtotal, TPWD	\$ 159,988,000	\$ 161,586,000
SGST Appropriated and Estimated TOTAL	\$ 170,200,000	\$ 171,900,000

- 16. Parks Minor Repair Program.** Notwithstanding capital budget provisions included elsewhere in this Act, appropriations for Strategy B.1.2, Parks Minor Repair Program, which are included in the capital budget rider are limited to the appropriation year plus two years as provided under Government Code §403.071 and the Texas Parks and Wildlife Department shall not carry forward any unobligated and unexpended balances of such appropriations between biennia.
- 17. Game Warden Academy.** Notwithstanding the limitations of Article IX, cadets participating in the Texas Game Warden Academy of the Parks and Wildlife Department (TPWD) shall not be counted toward the limit on the number of Full-Time Equivalent positions (FTEs) for the TPWD until their graduation. On graduation, the additional officers shall not cause the TPWD to exceed its limit on FTEs. The number of participants in the Game Warden Academy must be included in all required reports concerning FTEs and vacancies, but the cadets shall be reported as a separate total from the other FTEs of the TPWD.
- 18. Appropriation: Development Revenue.** The Texas Parks and Wildlife Department is appropriated all revenue from fundraising and partnership development activities including revenues from funds raised, contributed, donated, or collected through private sector partnerships; joint promotional campaigns; licensing of the department brand, logo, or intellectual property; and

PARKS AND WILDLIFE DEPARTMENT
(Continued)

sale of state park passes in any entity's retail locations (estimated to be \$0) each fiscal year. Any related unobligated and unexpended balances remaining as of August 31, 2020, are appropriated for the same purpose for the fiscal year beginning September 1, 2020.

- 19. Appropriation: Donation Proceeds.** Amounts appropriated above to the Texas Parks and Wildlife Department include any donations generated from the vehicle registration and renewal processes and designated for use in funding the state park system (donation proceeds estimated to be \$500,000 for each fiscal year of the 2020-21 biennium) out of the State Parks Account No. 64. Donation proceeds may be allocated to Strategy B.1.1, State Park Operations, Strategy B.1.2, Parks Minor Repair Program, and/or Strategy B.1.3, Parks Support, as the agency deems appropriate. Any unobligated and unexpended balances and donation proceeds remaining as of August 31, 2020, are appropriated for the same purpose for the fiscal year beginning September 1, 2020. In addition, consistent with Article IX, §8.01, Acceptance of Gifts of Money (d) and (e), any unexpended balances remaining as of August 31, 2019, are appropriated for use during the 2020-21 biennium for the purposes provided by the grantor.
- 20. Exemption from Article IX Transferability Provisions.** Notwithstanding provisions in Article IX, §14.01, Appropriation Transfers, an appropriation to the Texas Parks and Wildlife Department contained in this Act may be transferred from any appropriation item to Strategies E.1.1, Central Administration, and E.1.2, Information Resources, in amounts not to exceed 20 percent of the appropriation item from which the transfer is made for the fiscal year. The Texas Parks and Wildlife Department shall notify the Legislative Budget Board and Governor of the purpose, the method of financing and amount of funds when such transfers are made.
- 21. Exception for Texas Game Warden Training Center Meals.** Notwithstanding any restrictions on the purchase of food by a state agency, the Texas Parks and Wildlife Department (TPWD) is authorized to provide meals to cadets and instructors attending cadet training at the Texas Game Warden Training Center. In addition, the TPWD may recover from cadets and instructors through payroll reductions the actual costs for providing meals at the training center. Such funds are appropriated above from Appropriated Receipts in Strategy C.1.2, Texas Game Warden Training Center, (estimated to be \$39,400) each fiscal year to purchase meals or food services. Any unobligated and unexpended balances remaining as of August 31, 2020, are appropriated for the same purpose for the fiscal year beginning September 1, 2020.
- 22. Texas Parks and Wildlife Department Volunteer Services.** From funds appropriated above, the Texas Parks and Wildlife Department may provide meals for volunteers when volunteers are on-site and providing labor and/or services for parks, wildlife management areas, and other agency programs.
- 23. Clothing Provision.** None of the funds appropriated above may be expended to provide a clothing or cleaning allowance to any non-uniformed personnel. The Texas Parks and Wildlife Department may continue to expend funds for a cleaning allowance for uniformed personnel not to exceed \$500 per employee per year.
- 24. Unexpended Balance Authority within the Biennium.** Any unobligated and unexpended balances in appropriations as of August 31, 2020, made to the Texas Parks and Wildlife Department are appropriated for the same purposes for the fiscal year beginning September 1, 2020.
- 25. Appropriation of Receipts and Full Time Equivalent (FTE) Cap: Off-Highway Vehicle Trail and Recreational Area Program.** The Texas Parks and Wildlife Department (TPWD) is appropriated all receipts collected from the Off-Highway Vehicle decal fee, pursuant to Parks and Wildlife Code, Chapter 29, for the purpose of implementing and administering the program. Amounts appropriated above from the fee are included in Strategy B.2.2, Boating Access and Other Grants, in an estimated amount to be \$329,000 each fiscal year from the General Revenue Fund.
- 26. Unexpended Balance Authority: Seized Assets.** Any unobligated and unexpended balances of forfeited money, proceeds from the sale of forfeited property, or similar monetary awards related to the Texas Parks and Wildlife Department's (TPWD) participation in the seizure of controlled substances or other contraband appropriated under Article IX, §8.02 of this Act that are remaining as of August 31, 2020, are appropriated for the same purpose for the fiscal year beginning September 1, 2020. TPWD is authorized to expend these funds for purposes authorized by the Parks and Wildlife Code, including capital budget purposes. Such expenditures must comply with limitations established for salary, travel, and capital expenditures, employment levels, and other

PARKS AND WILDLIFE DEPARTMENT
(Continued)

provisions contained in Article IX of this Act. TPWD shall provide the Legislative Budget Board, the Governor and the Comptroller of Accounts a report by no later than October 1, 2020, of amounts carried forward from fiscal year 2020 to fiscal year 2021 under this provision, and the purposes for which those amounts would be expended in fiscal year 2021.

- 27. Appropriation of Oyster Shell Recovery and Culch Replacement Receipts.** Amounts appropriated above to the Texas Parks and Wildlife Department out of the Game, Fish, and Water Safety Account No. 9 include receipts from the sale of oyster shell recovery tags and oyster culch replacement fees pursuant to Chapter 76 of the Parks and Wildlife Code (estimated to be \$629,942 in fiscal year 2020 and \$629,942 in fiscal year 2021) for the recovery and enhancement of public oyster reefs. Any unexpended balances remaining as of August 31, 2020, are appropriated for the same purpose in the fiscal year beginning September 1, 2020.
- 28. Testing and Immunization of Employees.** Funds appropriated above may be expended for any immunization or testing which is required of employees at risk in the performance of the employee's duties.
- 29. Statewide Aquatic Vegetation and Invasive Species Management.** Out of the funds appropriated above in Strategy A.2.1, Inland Fisheries Management, \$3,194,400 in each fiscal year from Unclaimed Refunds of Motorboat Fuel Tax, and \$500,000 in each fiscal year from Federal Funds and 10.0 FTEs, and in Strategy A.2.3, Coastal Fisheries Management, \$55,600 from Unclaimed Refunds of Motorboat Fuel Tax each fiscal year shall be used to maintain boat lanes, general access, outdoor recreational activities, manage aquatic invasive species, and to improve fish and wildlife habitat on water bodies statewide. From these funds, \$2,500,000 in each fiscal year in Unclaimed Refunds of Motorboat Fuel Tax shall be used for aquatic invasive species management, including zebra mussels, giant salvinia and other plant and animal species. Any unexpended balances of these amounts as of August 31, 2020, are appropriated for the same purpose in the fiscal year beginning September 1, 2020. Use of the Federal Funds referenced above is contingent upon receipt of a federal boating access grant under the Sportfish Restoration Act by the Texas Parks and Wildlife Department.
- 30. Bond Project Substitutions and Reporting Requirements.** Notwithstanding any other provision of this act governing bond project substitutions, the Texas Parks and Wildlife Department (TPWD) may substitute bond projects for those previously approved within the same project category described in the table below by submitting a written request for project substitution to the Texas Public Finance Authority (TPFA) and the Legislative Budget Board. Requests within categories for project deletions, reductions, and either new or amended projects in which the total adjustment is less than or equal to \$1,000,000 shall be considered to be approved unless the Legislative Budget Board issues a written disapproval within 30 business days of the date on which the request is received. Requests for substitutions between categories to substitute projects for those previously approved or in which the total adjustment is more than \$1,000,000 shall be considered to be approved unless the Legislative Budget Board issues a written disapproval within 30 business days of the date on which the staff of the Legislative Budget Board concludes its review of the proposal to expend the funds and forwards its review to the Chair of the House Appropriations Committee, Chair of the Senate Finance Committee, Speaker of the House, and Lieutenant Governor.

	<u>2020</u>	<u>2021</u>
Construction of Buildings and Facilities		
(1) Statewide Park Construction and Major Repairs	\$1,433,784	\$0
(2) Wildlife, Fisheries, and Law Enforcement Construction and Major Repairs	\$4,150,794	\$0
Total, Construction of Buildings and Facilities	\$5,584,578	\$0
Total, Bond Proceeds - General Obligation Bonds	\$5,584,578	\$0

The Texas Parks and Wildlife Department shall submit to the Legislative Budget Board a bond report before the last business day of each month detailing the following: project location; total project budget; expenditures to date, excluding reporting month expenditures; reporting month expenditures; total expenditures to date; encumbered amount at the end of reporting month; funds available amount; and percentage of the project completed.

PARKS AND WILDLIFE DEPARTMENT
(Continued)

31. Big Bend Ranch State Park. Out of amounts appropriated above, the Texas Parks and Wildlife Department shall maintain the longhorn herd at Big Bend Ranch State Park.

32. Appropriation: Unexpended Balances for Deferred Maintenance. Included in the amounts appropriated above in Strategy D.1.1, Improvements and Major Repairs, are any unexpended and unobligated balances of Sporting Goods Sales Tax - Transfer to Parks and Wildlife Conservation and Capital Account No. 5004 appropriated in Strategy D.1.1, Improvements and Major Repairs, in the 2018-19 biennium for deferred maintenance and capital construction projects reviewed by the Joint Oversight Committee on Government Facilities as of August 31, 2019, (estimated to be \$0) for the fiscal year beginning September 1, 2019, for the same purpose.

Any unexpended and unobligated balances for deferred maintenance remaining as of August 31, 2019, as identified in this rider shall be included in the Deferred Maintenance capital project identified in Rider 2, Capital Budget. Any unexpended and unobligated balances for capital construction projects remaining as of August 31, 2019, as identified in this rider shall be included in the Construction and Major Repairs capital project identified in Rider 2, Capital Budget.

33. Appropriation: License Plate Receipts. Amounts appropriated above in Strategies A.1.1, Wildlife Conservation, A.2.1, Inland Fisheries Management, A.2.3, Coastal Fisheries Management, B.1.1, State Park Operations, and C.2.2, Provide Communication Products and Services, include all revenues collected, interest earned, and available balances on or after September 1, 2019 estimated to total \$1,760,400 for the 2020-21 biennium out of the License Plate Trust Fund No. 0802. The following is an informational listing of estimated collections per plate from specialty license plate sales totaling \$1,359,200 and estimated available balances totaling \$401,200:

Specialty Plates	Revenue	Balance
Horned Toad specialty plates	\$350,400	\$0
Bluebonnet specialty plates	\$219,000	\$66,100
Whitetail Deer specialty plates	\$150,200	\$34,800
Largemouth Bass specialty plates	\$88,000	\$19,900
Texas Rivers specialty plates	\$56,400	\$43,200
Camping specialty plates	\$79,200	\$51,900
Hummingbird specialty plates	\$63,400	\$48,200
Rattlesnake specialty plates	\$46,600	\$43,800
Big Bend National Park specialty plates	\$94,800	\$17,800
Waterfowl and Wetland Conservation specialty plates	\$88,600	\$0
Texas Lions Camp specialty plates	\$16,200	\$15,300
Marine Mammal Recovery specialty plates	\$19,600	\$19,800
Marine Conservation specialty plates	\$44,600	\$18,900
Save Texas Ocelots specialty plates	\$21,600	\$8,300
Quail specialty plates	\$20,600	\$13,200
Total	\$1,359,200	\$401,200

These specialty licenses plates are authorized pursuant to the Texas Transportation Code §504.606 (Big Bend), §504.627 (Waterfowl and Wetland), §504.644 (Marine Mammal Recovery), §504.656 (Texas Lions Camp), §504.660 (Marine Conservation), §504.801 (Save Texas Ocelots Plates and Quail Plates), and §504.618 (Bluebonnet, Largemouth Bass, Whitetail Deer, Horned Toad, Hummingbird, Rattlesnake, Texas Rivers and Camping). Any unobligated and unexpended balances remaining in the License Plate Trust Fund No. 802 as of August 31, 2019, for these specialty license plates are appropriated for the fiscal year beginning September 1, 2019. In addition, any unobligated and unexpended balances from these specialty license plates as of August 31, 2020, are appropriated for the same purposes as of September 1, 2020.

34. Appropriation of State Park Concession Revenue. Included in the amounts appropriated above in Strategy B.1.1, State Park Operations, is concession receipt revenue generated at state park facilities deposited in the General Revenue-Dedicated State Parks Account No. 64 (estimated to be \$5,301,000 in each fiscal year of the 2020-21 biennium). In the event concession receipt revenue deposited in General Revenue-Dedicated State Parks Account No. 64 exceeds the estimated amount in either fiscal year of the 2020-21 biennium, the agency is appropriated the excess (not to exceed \$200,000 in each fiscal year) for the purpose of purchasing merchandise for resale and enhancing the state park concession system. Any unexpended balances remaining as of August 31, 2020, are appropriated for the same purpose in the fiscal year beginning September 1, 2020.

PARKS AND WILDLIFE DEPARTMENT
(Continued)

The Parks and Wildlife Department shall notify the Legislative Budget Board, the Governor, and the Comptroller of Public Accounts if concession receipt revenue generated at state park facilities deposited in General Revenue-Dedicated State Parks Account No. 64 exceeds the estimated amount of \$5,301,000 each fiscal year of the 2020-21 biennium and are appropriated according to this provision.

- 35. Maximum Appropriation of Sporting Goods Sales Tax (SGST) Revenue.** Amounts appropriated above include \$126,220,236 in fiscal year 2020 and \$128,651,198 in fiscal year 2021 from limited sales, excise, and use tax revenue identified as Sporting Goods Sales Tax (SGST) as reflected above in Rider 15, Informational Listing - Allocation of Sporting Goods Sales Tax (SGST). This appropriation represents the statutory maximum allocation of SGST revenue to TPWD, pursuant to Tax Code, §151.801 (94.0 percent of the total SGST revenue), as calculated in the Comptroller of Public Accounts' Biennial Revenue Estimate, net of appropriations made elsewhere in this Act for benefits and debt service.

If the Comptroller determines that the maximum allocation of SGST revenue to TPWD for the 2020-21 biennium exceeds the amounts appropriated in this Act to TPWD and elsewhere for benefits and debt service, the difference is appropriated to TPWD. This appropriation of additional SGST revenue shall be allocated to the accounts that receive SGST revenue transfers proportionally to the allocation contained in this Act.

- 36. First Aid Equipment for Game Wardens and State Parks Police.** Included in the amounts appropriated above in Strategy C.1.1, Enforcement Programs, is \$250,000 in General Revenue in fiscal year 2020 to purchase oxygen canisters for game wardens and state park police officers to aid drowning victims. Any unobligated and unexpended balances remaining as of August 31, 2020, are appropriated for the same purpose in fiscal year beginning September 1, 2020.
- 37. Local Park Grants.** Included in the amounts appropriated above to the Parks and Wildlife Department in Strategy B.2.1, Local Park Grants, in fiscal year 2020 are the following amounts in General Revenue for grants under the provisions of Parks and Wildlife Code, Chapter 24:
- a. \$1,000,000 for construction and renovation of park facilities in the City of Edcouch;
 - b. \$1,000,000 for construction and renovation of park facilities in the City of La Feria;
 - c. \$1,000,000 for development of the Amalie L. "Amy" Koppel Memorial All-Inclusive Playground in the City of Harlingen;
 - d. \$1,000,000 for construction and renovation of the Keith-Wiess Park in the City of Houston;
 - e. \$1,000,000 for development of the Alma Allen Park in the City of Houston;
 - f. \$1,000,000 for construction and renovation of Melrose Park in the City of Houston;
 - g. \$5,000,000 for development of the Northside Research, Innovation, Wellness Center, and Multi-Specialty Facility in the City of Pharr.

Any unobligated and unexpended balances remaining as of August 31, 2020 are appropriated for the same purpose for the fiscal year beginning September 1, 2020.

- 38. Texas State Aquarium.** Included in the amounts appropriated to the Parks and Wildlife Department in Strategy B.2.2, Boating Access and Other Grants, is \$500,000 in General Revenue in fiscal year 2020 to provide grants to Texas State Aquarium to construct a new Wildlife Rescue Center under provisions of Parks and Wildlife Code, Chapter 24.

Any unobligated and unexpended balances remaining as of August 31, 2020 are appropriated for the same purpose for the fiscal year beginning September 1, 2020.

RAILROAD COMMISSION

	For the Years Ending	
	August 31, 2020	August 31, 2021
Method of Financing:		
General Revenue Fund	\$ 51,263,743	\$ 56,577,973
GR Dedicated - Oil and Gas Regulation and Cleanup Account No. 5155	\$ 77,411,482	\$ 77,968,596
Federal Funds	\$ 7,202,000	\$ 7,202,000
Appropriated Receipts	<u>\$ 2,286,761</u>	<u>\$ 2,286,761</u>
Total, Method of Financing	<u>\$ 138,163,986</u>	<u>\$ 144,035,330</u>
Other Direct and Indirect Costs Appropriated Elsewhere in this Act	\$ 2,952,914	\$ 2,960,455
This bill pattern represents an estimated 100% of this agency's estimated total available funds for the biennium.		
Number of Full-Time-Equivalents (FTE):	873.1	873.1
Schedule of Exempt Positions:		
Railroad Commissioner, Group 6	(3) \$140,938	(3) \$140,938
Items of Appropriation:		
A. Goal: ENERGY RESOURCES		
Oversee Oil and Gas Resource Development.		
A.1.1. Strategy: ENERGY RESOURCE DEVELOPMENT	\$ 23,237,436	\$ 24,731,362
Promote Energy Resource Development Opportunities.		
B. Goal: SAFETY PROGRAMS		
Advance Safety Through Training, Monitoring, and Enforcement.		
B.1.1. Strategy: PIPELINE SAFETY	\$ 12,099,910	\$ 11,258,429
Ensure Pipeline Safety.		
B.1.2. Strategy: PIPELINE DAMAGE PREVENTION	1,005,528	1,008,222
Regulate Alternative Fuel Resources.		
B.2.1. Strategy: REGULATE ALT FUEL RESOURCES	<u>2,938,750</u>	<u>2,928,024</u>
Regulate Alternative Fuel Resources.		
Total, Goal B: SAFETY PROGRAMS	\$ 16,044,188	\$ 15,194,675
C. Goal: ENVIRONMENTAL & CONSUMER PROTECTION		
Min. Harmful Effects of Energy Prod & Ensure Fair Rates for Consumers.		
C.1.1. Strategy: OIL/GAS MONITOR & INSPECTIONS	\$ 32,806,172	\$ 35,379,325
Oil and Gas Monitoring and Inspections.		
C.1.2. Strategy: SURFACE MINING MONITORING/INSPECT	3,378,087	3,378,760
Surface Mining Monitoring and Inspections.		
C.2.1. Strategy: OIL&GAS WELL PLUGGING & REMEDIATION	53,493,886	55,797,266
Oil and Gas Well Plugging and Remediation.		
C.2.2. Strategy: SURFACE MINING RECLAMATION	3,312,713	3,316,308
Ensure Fair Rates and Compliance to Rate Structures.		
C.3.1. Strategy: GAS UTILITY COMMERCE	<u>2,354,931</u>	<u>2,391,468</u>
Ensure Fair Rates and Compliance to Rate Structures.		
Total, Goal C: ENVIRONMENTAL & CONSUMER PROTECTION	\$ 95,345,789	\$ 100,263,127
D. Goal: PUBLIC ACCESS TO INFO AND SERVICES		
Public Access to Information and Services.		
D.1.1. Strategy: PUBLIC INFORMATION AND SERVICES	<u>\$ 3,536,573</u>	<u>\$ 3,846,166</u>
Public Access to Information and Services.		
Grand Total, RAILROAD COMMISSION	<u>\$ 138,163,986</u>	<u>\$ 144,035,330</u>
Object-of-Expense Informational Listing:		
Salaries and Wages	\$ 49,764,686	\$ 49,764,686
Other Personnel Costs	1,898,410	1,898,410

RAILROAD COMMISSION
(Continued)

Professional Fees and Services	26,274,095	34,095,599
Fuels and Lubricants	849,404	849,404
Consumable Supplies	203,427	203,427
Utilities	300,287	300,287
Travel	981,778	981,778
Rent - Building	647,020	647,020
Rent - Machine and Other	190,567	190,567
Other Operating Expense	55,404,312	53,878,151
Capital Expenditures	1,650,000	1,226,001

Total, Object-of-Expense Informational Listing \$ 138,163,986 \$ 144,035,330

Estimated Allocations for Employee Benefits and Debt Service Appropriations Made Elsewhere in this Act:

Employee Benefits

Retirement	\$ 3,622,653	\$ 3,640,765
Group Insurance	10,933,100	11,188,097
Social Security	2,893,169	2,907,634
Benefits Replacement	47,161	40,087

Total, Estimated Allocations for Employee Benefits and Debt Service Appropriations Made Elsewhere in this Act \$ 17,496,083 \$ 17,776,583

1. Performance Measure Targets. The following is a listing of the key performance target levels for the Railroad Commission. It is the intent of the Legislature that appropriations made by this Act be utilized in the most efficient and effective manner possible to achieve the intended mission of the Railroad Commission. In order to achieve the objectives and service standards established by this Act, the Railroad Commission shall make every effort to attain the following designated key performance target levels associated with each item of appropriation.

	<u>2020</u>	<u>2021</u>
A. Goal: ENERGY RESOURCES		
Outcome (Results/Impact):		
Percent of Oil and Gas Wells That Are Active	73%	73%
A.1.1. Strategy: ENERGY RESOURCE DEVELOPMENT		
Output (Volume):		
Number of Drilling Permit Applications Processed	19,000	19,500
Number of Wells Monitored	443,000	446,500
Efficiencies:		
Average Number of Wells Monitored Per Analyst	37,200	37,500
The Average Number of Staff Days Required to Review and Process a Drilling Permit Application During the Reporting Period	3	3
B. Goal: SAFETY PROGRAMS		
Outcome (Results/Impact):		
Average Number of Pipeline Safety Violations Per Equivalent 100 Miles of Pipe Identified through Inspections	1.5	1.5
B.1.1. Strategy: PIPELINE SAFETY		
Output (Volume):		
Number of Pipeline Safety Inspections Performed	3,013	3,129
Efficiencies:		
Average Number of Pipeline Field Inspections Per Field Inspector	100	100
B.1.2. Strategy: PIPELINE DAMAGE PREVENTION		
Output (Volume):		
Number of Excavation Damage Enforcement Cases Completed	3,500	3,500
B.2.1. Strategy: REGULATE ALT FUEL RESOURCES		
Output (Volume):		
Number of LPG/LNG/CNG Safety Inspections Performed	20,000	20,000
C. Goal: ENVIRONMENTAL & CONSUMER PROTECTION		
Outcome (Results/Impact):		
Percentage of Oil and Gas Facility Inspections That Identify Environmental Violations	8%	8%
Percentage of Known Orphaned Wells Plugged with the Use of State-Managed Funds	25%	25%
C.1.1. Strategy: OIL/GAS MONITOR & INSPECTIONS		
Output (Volume):		
Number of Oil and Gas Well and Facility Inspections Performed	189,367	189,367
Number of Oil and Gas Environmental Permit Applications and Reports Processed	110,000	110,000

RAILROAD COMMISSION
(Continued)

Efficiencies:

Average Number of Oil and Gas Well and Facility Inspections Performed by District Staff	1,199	1,199
---	-------	-------

Explanatory:

Number of Oil and Gas Wells and Other Related Facilities Subject to Regulation	469,000	472,500
--	---------	---------

C.1.2. Strategy: SURFACE MINING MONITORING/INSPECT

Output (Volume):

Number of Coal Mining Inspections Performed	400	400
---	-----	-----

C.2.1. Strategy: OIL&GAS WELL PLUGGING & REMEDIATION

Output (Volume):

Number of Abandoned Pollution Sites Investigated, Assessed, or Cleaned Up with the Use of State-Managed Funds	230	230
---	-----	-----

Number of Orphaned Wells Plugged with the Use of State-Managed Funds	1,400	1,400
--	-------	-------

Total Aggregate Plugging Depth of Orphaned Wells Plugged with the Use of State Managed Funds (in Linear Feet)	3,400,000	3,400,000
---	-----------	-----------

C.3.1. Strategy: GAS UTILITY COMMERCE

Output (Volume):

Number of Gas Utility Dockets Filed	80	80
-------------------------------------	----	----

D. Goal: PUBLIC ACCESS TO INFO AND SERVICES

D.1.1. Strategy: PUBLIC INFORMATION AND SERVICES

Output (Volume):

Number of Documents Provided to Customers by Information Services	185,000	175,000
---	---------	---------

2. Capital Budget. Funds appropriated above may be expended for capital budget items listed below. The amounts identified for each item may be adjusted or expended on other capital expenditures, subject to the aggregate dollar restrictions on capital budget expenditures provided in the General Provisions of this Act.

	2020	2021
a. Acquisition of Information Resource Technologies		
(1) Technology Replacement and Upgrade	\$ 199,755	\$ 0
(2) PC Refresh	428,200	428,200
(3) Inspection/Enforcement Tracking and Reporting System	2,000,000	1,000,000
(4) Mainframe Transformation - Phase 1	10,466,577	16,431,776
Total, Acquisition of Information Resource Technologies	\$ 13,094,532	\$ 17,859,976
b. Transportation Items		
(1) Vehicle Replacements	\$ 1,650,000	\$ 1,226,000
c. Data Center Consolidation		
(1) Data Center Services (DCS)	\$ 6,124,039	\$ 5,816,869
Total, Capital Budget	\$ 20,868,571	\$ 24,902,845
Method of Financing (Capital Budget):		
General Revenue Fund	\$ 12,550,026	\$ 18,065,762
GR Dedicated - Oil and Gas Regulation and Cleanup Account No. 5155	\$ 8,318,545	\$ 6,837,083
Total, Method of Financing	\$ 20,868,571	\$ 24,902,845

3. Appropriations Limited to Revenue Collections: LPG/CNG/LNG Fees. Fees, fines and other miscellaneous revenues as authorized and generated by the operation of the Alternative Fuels Licensing Program related to activities in the liquefied petroleum gas (LPG), compresses natural gas (CNG), and liquefied natural gas (LNG) industries pursuant to Natural Resources Code §§113.082, 113.090, 113.093, 113.094, 113.131, 116.032, 116.034, and 116.072 shall cover, at a minimum, the cost of General Revenue appropriations made above in Strategy B.2.1, Regulate Alternative Energy Resources, as well as the "other direct and indirect costs" made elsewhere in this Act associated with these programs. Direct costs for the Alternative Fuels Licensing Program

RAILROAD COMMISSION
(Continued)

are estimated to be \$1,629,789 in fiscal year 2020 and \$1,619,063 in fiscal year 2021 and "other direct and indirect costs" are estimated to be \$552,859 in fiscal year 2020 and \$554,283 in fiscal year 2021.

In the event that actual and/or projected revenue collections are insufficient to offset the costs identified by this provision, the Legislative Budget Board may direct that the Comptroller of Public Accounts reduce the appropriation authority provided above to be within the amount of revenue expected to be available.

All fees collected in excess of the Comptroller of Public Accounts' Biennial Revenue Estimate (Revenue Object Codes 3035 and 3246) are appropriated to the Railroad Commission to be spent on the Alternative Fuels Licensing Program that generated the fees.

- 4. Liquefied Petroleum Gas (LPG) and Compressed Natural Gas (CNG) Training and Examination Renewal Fees.** Included in amounts appropriated above in Strategy B.2.1, Regulate Alternative Energy Resources, is \$1,290,961 in each fiscal year of the biennium in Appropriated Receipts (Revenue Object Codes 3245 and 3722) from fees assessed and collected pursuant to Natural Resources Code, §§113.088 and 116.034. These amounts may only be used for the purpose of providing training and examinations to licensees and certificate holders. In addition to amounts appropriated above, any additional amounts collected by the Railroad Commission pursuant to Natural Resources Code, §§113.088 and 116.034, on or after September 1, 2019, are appropriated to the Commission for the same purpose. Any additional revenues that may be collected under the provisions of this rider are estimated to be \$0.
- 5. Appropriation Limited to Revenue Collections: Coal Mining Inspection and Enforcement and Coal/Uranium Mining Applications and Permits.** Fees, fines and other miscellaneous revenues as authorized and generated by the operation of the Coal Mining Inspection and Enforcement Program and the Coal/Uranium Mining Applications and Permits Program pursuant to Natural Resources Code Chapters 131 and 134 shall cover, at a minimum, the cost of General Revenue appropriations made above in Strategy C.1.2, Surface Mining Monitoring and Inspections, as well as the "other direct and indirect costs" made elsewhere in this Act associated with this program. Direct costs for the Coal Mining Inspection and Enforcement Program and the Coal/Uranium Mining Applications and Permits Program are estimated to be \$1,978,087 in fiscal year 2020 and \$1,978,760 in fiscal year 2021 and "other direct and indirect costs" are estimated to be \$697,176 in fiscal year 2020 and \$698,949 in fiscal year 2021.

In the event that actual and/or projected revenue collections are insufficient to offset the costs identified by this provision, the Legislative Budget Board may direct that the Comptroller of Public Accounts reduce the appropriation authority provided above to be within the amount of revenue expected to be available.

All fees collected in excess of the Comptroller of Public Accounts' Biennial Revenue Estimate (Revenue Object Code 3329) are appropriated to the Railroad Commission to be spent on the Surface Mining Program that generated the fees.

- 6. Appropriations Limited to Revenue Collections: Pipeline Safety and Regulatory Fees.** Fees, fines, and other miscellaneous revenues as authorized and generated by the operation of the Pipeline Safety/Inspections Program and the Underground Damage Prevention Program pursuant to Natural Resources Code §81.071 and Utilities Code §121.211 shall cover, at a minimum, the cost of the General Revenue-Dedicated Oil and Gas Regulation and Cleanup Account No. 5155 appropriations made above in Strategy B.1.1, Ensure Pipeline Safety, and Strategy B.1.2, Pipeline Damage Prevention, as well as the other "direct and indirect costs" made elsewhere in this Act associated with this program. Direct costs for the Pipeline Safety and Regulatory Program are estimated to be \$6,233,263 in fiscal year 2020 and \$5,619,603 in fiscal year 2021 and "other direct and indirect costs" are estimated to be \$1,702,879 in fiscal year 2020 and \$1,707,223 in fiscal year 2021.

In the event that actual and/or projected revenue collections are insufficient to offset the costs identified by this provision, the Legislative Budget Board may direct that the Comptroller of Public Accounts reduce the appropriation authority provided above to be within the amount of revenue expected to be available.

- 7. Capital Budget Expenditures: Federal Funds and Appropriated Receipts.** Notwithstanding Article IX, §14.03, Limitation on Expenditures - Capital Budget, the Railroad Commission may expend Federal Funds and Appropriated Receipts collected in excess of the amounts identified in

RAILROAD COMMISSION
(Continued)

the agency's bill pattern on items listed in Rider 2, Capital Budget. The Railroad Commission shall notify the Legislative Budget Board, the Comptroller of Public Accounts, and the Governor upon receipt of Federal Funds and Appropriated Receipts collected in excess of the amounts identified in the agency's bill pattern, the amount received from these sources, and how the amounts will be expended on items listed in Rider 2, Capital Budget.

- 8. Appropriation: Anthropogenic Carbon Dioxide Storage Trust Fund Revenues.** In addition to the amounts appropriated above, any revenues received in the Anthropogenic Carbon Dioxide Storage Trust Fund No. 827 (Other Funds) (estimated to be \$0) during the 2020-21 biennium are appropriated to the Railroad Commission. In accordance with Water Code, Chapter 27, Subchapter C-1, these funds shall be used for the costs of: (1) permitting, monitoring, and inspecting anthropogenic carbon dioxide injection wells for geologic storage and geologic storage facilities; and (2) enforcing and implementing Water Code, Chapter 27, Subchapter C-1, and rules adopted by the Railroad Commission pursuant to this Subchapter C-1.

The Railroad Commission shall notify the Legislative Budget Board, the Comptroller of Public Accounts, and the Governor if any revenue received in the Anthropogenic Carbon Dioxide Storage Trust Fund No. 827 (Other Funds) is appropriated according to this provision.

- 9. Oil and Gas Division Permitting Efficiencies.** Out of funds appropriated above in Strategy D.1.1, Public Information and Services, the Railroad Commission shall publish information regarding staffing levels in its Oil and Gas Division in both its Austin office and in each district office. The information shall detail how the agency is managing staffing levels sufficient to review and respond to disposal or injection well permits applications within 30 days of receipts, all other permits applications within 10 business days of receipt, and issue final decisions on contested case oil and gas permitting matters within 60 business days of the hearing date.

- 10. Transfer Authority.** Notwithstanding limitations on appropriation transfers contained in the General Provisions of this Act, the Railroad Commission is authorized to direct agency resources and transfer such amounts appropriated above between appropriation line items.

The Railroad Commission shall provide prior notification to the Legislative Budget Board, the Governor, and the Comptroller of Public Accounts regarding transfers of amounts appropriated above between appropriation line items if the amount exceeds 20 percent of the appropriation line item from which the transfer is made for the fiscal year.

- 11. Appropriation: Unexpended Balances Between Fiscal Years within the Biennium.** Any unobligated and unexpended balances as of August 31, 2020, in the appropriations made to the Railroad Commission are appropriated for the same purposes for the fiscal year beginning September 1, 2020.

- 12. Appropriation: Oil and Gas Regulation and Cleanup Account Fees.** In addition to the amounts appropriated above, the Railroad Commission is appropriated any fees deposited in the General Revenue-Dedicated Oil and Gas Regulation and Cleanup Account No. 5155 in excess of amounts indicated in the Comptroller of Public Accounts' Biennial Revenue Estimate.

The Railroad Commission shall notify the Legislative Budget Board, the Governor, and the Comptroller of Public Accounts if fees deposited in the General Revenue-Dedicated Oil and Gas Regulation and Cleanup Account No. 5155 exceed the amount identified in the Comptroller of Public Accounts' Biennial Revenue Estimate and are appropriated according to this provision.

- 13. Appropriation: Unexpended Balances for Well Plugging and Site Remediation.** Included in the amounts appropriated above in Strategy C.2.1, Oil and Gas Well Plugging and Remediation, are any unexpended and unobligated balances of Other Funds from the Economic Stabilization Fund appropriated in Strategy C.2.1, Oil and Gas Well Plugging and Remediation, in the 2018-19 biennium for oil and gas well plugging activities as of August 31, 2019, (estimated to be \$0) for the fiscal year beginning September 1, 2019, for the same purpose.

- 14. Operational Stability Contingency.** In the event that the sum of available unencumbered and unobligated balances in the Oil and Gas Regulation and Cleanup Account No. 5155 (estimated to be \$25.9 million at the beginning of the 2020-21 biennium) and the revenue deposited into the account during each year of the 2020-21 biennium, is determined by the Comptroller of Public

RAILROAD COMMISSION
(Continued)

Accounts to be insufficient to support appropriations made in this Act from the account, including other direct and indirect costs, the Commission is appropriated General Revenue generated by the Gas Utility Pipeline Tax, in the amount of the difference, not to exceed \$10 million per fiscal year.

SOIL AND WATER CONSERVATION BOARD

	For the Years Ending	
	August 31, 2020	August 31, 2021
Method of Financing:		
General Revenue Fund	\$ 21,793,660	\$ 21,793,657
Federal Funds	<u>\$ 15,286,668</u>	<u>\$ 15,286,668</u>
Total, Method of Financing	<u>\$ 37,080,328</u>	<u>\$ 37,080,325</u>
 This bill pattern represents an estimated 100% of this agency's estimated total available funds for the biennium.		
Number of Full-Time-Equivalents (FTE):	74.1	74.1
Schedule of Exempt Positions:		
Executive Director, Group 4	\$150,283	\$150,283
 Items of Appropriation:		
A. Goal: SOIL & WATER CONSERVATION ASSIST		
Soil and Water Conservation Assistance.		
A.1.1. Strategy: PROGRAM MANAGEMENT & ASSISTANCE	\$ 6,019,834	\$ 6,019,834
Program Expertise, Financial & Conservation Implementation Assistance.		
A.2.1. Strategy: FLOOD CONTROL DAM MAINTENANCE	13,209,377	13,209,376
Flood Control Dam Maintenance, Operations and Engineering.		
A.2.2. Strategy: FLOOD CONTROL DAM CONSTRUCTION	5,909,775	5,909,775
		<u>& UB</u>
Total, Goal A: SOIL & WATER CONSERVATION ASSIST	\$ 25,138,986	\$ 25,138,985
 B. Goal: NONPOINT SOURCE POLLUTION ABATEMENT		
Administer a Program for Abatement of Agricul Nonpoint Source Pollution.		
B.1.1. Strategy: STATEWIDE MANAGEMENT PLAN	\$ 5,565,800	\$ 5,565,800
Implement a Statewide Management Plan for Controlling NPS Pollution.		
B.1.2. Strategy: POLLUTION ABATEMENT PLAN	<u>4,127,713</u>	<u>4,127,713</u>
Pollution Abatement Plans for Problem Agricultural Areas.		
Total, Goal B: NONPOINT SOURCE POLLUTION ABATEMENT	\$ 9,693,513	\$ 9,693,513
 C. Goal: WATER SUPPLY ENHANCEMENT		
Protect and Enhance Water Supplies.		
C.1.1. Strategy: CARRIZO CANE ERADICATION	\$ 1,476,000	\$ 1,476,000
 D. Goal: INDIRECT ADMINISTRATION		
D.1.1. Strategy: INDIRECT ADMINISTRATION	<u>\$ 771,829</u>	<u>\$ 771,827</u>
 Grand Total, SOIL AND WATER CONSERVATION BOARD	 <u>\$ 37,080,328</u>	 <u>\$ 37,080,325</u>
 Object-of-Expense Informational Listing:		
Salaries and Wages	\$ 4,414,829	\$ 4,414,829
Other Personnel Costs	138,500	138,500
Professional Fees and Services	1,242,250	1,242,250
Fuels and Lubricants	50,500	50,500
Consumable Supplies	23,000	23,000

SOIL AND WATER CONSERVATION BOARD
(Continued)

Utilities	86,500	86,500
Travel	384,500	384,500
Rent - Building	319,500	319,500
Rent - Machine and Other	46,050	46,050
Other Operating Expense	1,449,164	1,449,162
Grants	28,925,535	28,925,534

Total, Object-of-Expense Informational Listing \$ 37,080,328 \$ 37,080,325

Estimated Allocations for Employee Benefits and Debt Service Appropriations Made Elsewhere in this Act:

Employee Benefits

Retirement	\$ 374,407	\$ 376,279
Group Insurance	812,975	822,911
Social Security	304,899	306,424
Benefits Replacement	8,024	6,821

Total, Estimated Allocations for Employee Benefits and Debt Service Appropriations Made Elsewhere in this Act \$ 1,500,305 \$ 1,512,435

1. Performance Measure Targets. The following is a listing of the key performance target levels for the Soil and Water Conservation Board. It is the intent of the Legislature that appropriations made by this Act be utilized in the most efficient and effective manner possible to achieve the intended mission of the Soil and Water Conservation Board. In order to achieve the objectives and service standards established by this Act, the Soil and Water Conservation Board shall make every effort to attain the following designated key performance target levels associated with each item of appropriation.

	2020	2021
A. Goal: SOIL & WATER CONSERVATION ASSIST		
Outcome (Results/Impact):		
Percent of District Financial Needs Met by Soil and Water Conservation Board Grants	61%	61%
A.1.1. Strategy: PROGRAM MANAGEMENT & ASSISTANCE		
Output (Volume):		
Number of Contacts with Districts to Provide Conservation Program Implementation and Education Assistance	18,625	18,625
A.2.1. Strategy: FLOOD CONTROL DAM MAINTENANCE		
Output (Volume):		
Number of Flood Control Dam Maintenance Grants Awarded	3	3
A.2.2. Strategy: FLOOD CONTROL DAM CONSTRUCTION		
Output (Volume):		
Number of Flood Control Dam Construction Grants Awarded	4	4
B. Goal: NONPOINT SOURCE POLLUTION ABATEMENT		
Outcome (Results/Impact):		
Percent of Agricultural and Silvicultural Operations with a Potential to Cause Nonpoint Pollution in Problem Areas As Identified and Designated by the TSSWCB	100%	100%
B.1.1. Strategy: STATEWIDE MANAGEMENT PLAN		
Output (Volume):		
Number of Proposals for Federal Grant Funding Evaluated by TSSWCB Staff	25	25
B.1.2. Strategy: POLLUTION ABATEMENT PLAN		
Output (Volume):		
Number of Pollution Abatement Plans Certified	190	189
C. Goal: WATER SUPPLY ENHANCEMENT		
C.1.1. Strategy: CARRIZO CANE ERADICATION		
Output (Volume):		
The Predicted Number of Acres of Carrizo Cane Treated	2,000	2,000

2. Matching Requirements. Funds appropriated above for conservation assistance grants for soil and water conservation districts may be expended only when matched by equal amounts from sources other than state funds or earnings from state funds, not to exceed \$7,500 in any district per fiscal year.

SOIL AND WATER CONSERVATION BOARD

(Continued)

- 3. Allocation of Grant Funds.** Out of the amounts appropriated above to the Soil and Water Conservation Board, any Conservation Implementation Assistance or Technical Assistance grant funds to the soil and water conservation districts shall be used for expenses occurring in the fiscal year in which the grant funds are allocated. Grant distributions are made contingent upon districts filing annual Conservation Implementation Assistance or Technical Assistance expenditure summary reports with the Soil and Water Conservation Board and are subject to a year-end reconciliation.
- 4. Water Quality Management Plans.** Included in amounts appropriated above in Strategy B.1.2, Pollution Abatement Plan, is \$406,818 out of the General Revenue Fund each fiscal year for administrative costs associated with the preparation of water quality management plans for poultry operators and \$3,720,895 out of the General Revenue fund each fiscal year for the planning and implementation of water quality management plans. Any unobligated and unexpended balances from these appropriation as of August 31, 2020, are appropriated for the same purpose for the fiscal year beginning September 1, 2020.
- 5. Conservation Assistance to the Soil and Water Conservation Districts.** Out of the amounts appropriated above to the Soil and Water Conservation Board, any conservation assistance grants awarded to soil and water conservation districts on a matching basis and requiring districts to raise funds from sources other than the Soil and Water Conservation Board prior to receiving such grants shall remain permanently with the soil and water conservation district granted the funds. The Soil and Water Conservation Board shall not require the soil and water conservation districts to return conservation assistance grant funds at the end of a fiscal year or at the end of a biennium.
- 6. Statewide Management Plan.** Included in the amounts appropriated above in Strategy B.1.1, Statewide Management Plan, is \$990,000 in each fiscal year out of the General Revenue Fund for the nonpoint source water quality program. Any unobligated and unexpended balances from this appropriation as of August 31, 2020, are appropriated for the same purpose for the fiscal year beginning September 1, 2020.
- 7. Flood Control Dam Transfer Authority.**
 - (a) Notwithstanding Article IX, §14.01, Appropriations Transfers, of this Act:
 - (1) no appropriations may be transferred out of Strategy A.2.2, Flood Control Dam Construction, without prior written approval of the Legislative Budget Board; and
 - (2) appropriations may be transferred out of Strategy A.2.1, Flood Control Dam Maintenance:
 - (A) without limit into Strategy A.2.2, Flood Control Dam Construction; and
 - (B) in an amount not to exceed 20 percent of the amount appropriated in the fiscal year into strategies other than Strategy A.2.2, Flood Control Dam Construction.
 - (b) The Soil and Water Conservation Board shall submit:
 - (1) notification to the Legislative Budget Board of the purpose, the method of financing and the amount of funds to be transferred into Strategy A.2.2, Flood Control Dam Construction, and into and out of Strategy A.2.1, Flood Control Dam Maintenance, within 30 days of each transfer; and
 - (2) a report to the Legislative Budget Board no later than August 1st each year providing details on encumbered funds and federal funds impacts on flood control dam projects.

WATER DEVELOPMENT BOARD

Method of Financing:	For the Years Ending	
	August 31, 2020	August 31, 2021
General Revenue Fund	\$ 70,624,160	\$ 62,857,132

WATER DEVELOPMENT BOARD
(Continued)

Federal Funds	\$ 47,652,930	\$ 47,652,930
<u>Other Funds</u>		
Rural Water Assistance Fund No. 301	\$ 5,025,000	\$ 4,921,000
Water Infrastructure Fund No. 302	62,584,685	63,677,768
Floodplain Management Fund No. 330	4,220,000	3,050,000
Economically Distressed Areas Bond Payment Account No. 357	877,762	953,795
Agricultural Water Conservation Fund No. 358	1,200,000	1,200,000
Water Assistance Fund No. 480	1,295,861	1,295,861
Appropriated Receipts	1,065,059	1,065,059
Interagency Contracts	<u>45,712</u>	<u>45,712</u>
Subtotal, Other Funds	<u>\$ 76,314,079</u>	<u>\$ 76,209,195</u>
Total, Method of Financing	<u>\$ 194,591,169</u>	<u>\$ 186,719,257</u>

This bill pattern represents an estimated 6% of this agency's estimated total available funds for the biennium.

Number of Full-Time-Equivalents (FTE): 335.1 340.1

Schedule of Exempt Positions:

Executive Administrator, Group 6	\$200,035	\$200,035
Commissioner (Chair), Group 6	189,500	189,500
Commissioner, Group 6	(2) 189,500	(2) 189,500

Items of Appropriation:

A. Goal: WATER RESOURCE PLANNING

Plan and Guide Conservation & Management of State's Water Resources.

A.1.1. Strategy: ENVIRONMENTAL IMPACT INFORMATION	\$ 1,001,311	\$ 1,001,311
Collection, Analysis and Reporting of Environmental Impact Information.		
A.1.2. Strategy: WATER RESOURCES DATA	2,905,063	2,905,063
A.1.3. Strategy: AUTO INFO COLLECT., MAINT. & DISSEM	5,257,789	2,257,789
Automated Information Collection, Maintenance, and Dissemination.		
A.2.1. Strategy: TECHNICAL ASSISTANCE & MODELING	2,668,018	2,668,018
Technical Assistance and Modeling.		
A.2.2. Strategy: WATER RESOURCES PLANNING	8,685,947	6,987,481
A.3.1. Strategy: WATER CONSERVATION EDUCATION & ASST	2,174,569	2,046,709
Water Conservation Education and Assistance.		
A.4.1. Strategy: STATE AND FEDERAL FLOOD PROGRAMS	<u>46,513,663</u>	<u>45,343,663</u>

Total, Goal A: WATER RESOURCE PLANNING \$ 69,206,360 \$ 63,210,034

B. Goal: WATER PROJECT FINANCING

Provide Financing for the Development of Water-related Projects.

B.1.1. Strategy: STATE & FEDERAL FIN ASSIST PROGRAM	\$ 17,500,555	\$ 17,208,803
State and Federal Financial Assistance Programs.		
B.1.2. Strategy: ECONOMICALLY DISTRESSED AREAS	<u>414,899</u>	<u>414,899</u>
Economically Distressed Areas Program.		

Total, Goal B: WATER PROJECT FINANCING \$ 17,915,454 \$ 17,623,702

C. Goal: NON-SELF SUPPORTING G O DEBT SVC

Fulfill All G O Bond Debt Svc Commitments for Non-self Supp G O Bonds.

C.1.1. Strategy: EDAP DEBT SERVICE	\$ 31,192,626	\$ 29,165,952
General Obligation Bond Debt Service Payments for EDAP.		

WATER DEVELOPMENT BOARD
(Continued)

C.1.2. Strategy: WIF DEBT SERVICE	<u>67,296,476</u>	<u>67,337,354</u>
G.O. Bond Debt Service Payments for the Water Infrastructure Fund Pgm.		

Total, Goal C: NON-SELF SUPPORTING G O DEBT SVC	\$ 98,489,102	\$ 96,503,306
--	---------------	---------------

D. Goal: INDIRECT ADMINISTRATION

D.1.1. Strategy: CENTRAL ADMINISTRATION	\$ 5,473,466	\$ 5,473,466
D.1.2. Strategy: INFORMATION RESOURCES	2,705,167	3,107,129
D.1.3. Strategy: OTHER SUPPORT SERVICES	<u>801,620</u>	<u>801,620</u>

Total, Goal D: INDIRECT ADMINISTRATION	<u>\$ 8,980,253</u>	<u>\$ 9,382,215</u>
---	---------------------	---------------------

Grand Total, WATER DEVELOPMENT BOARD	<u>\$ 194,591,169</u>	<u>\$ 186,719,257</u>
---	-----------------------	-----------------------

Object-of-Expense Informational Listing:

Salaries and Wages	\$ 23,606,256	\$ 23,606,256
Other Personnel Costs	1,233,044	1,233,044
Professional Fees and Services	8,035,387	5,437,349
Fuels and Lubricants	118,150	118,150
Consumable Supplies	659,463	659,463
Utilities	139,034	139,034
Travel	610,248	610,248
Rent - Building	149,559	149,559
Rent - Machine and Other	129,711	129,711
Debt Service	98,489,102	96,503,306
Other Operating Expense	3,188,763	3,183,991
Grants	57,456,793	54,673,487
Capital Expenditures	<u>775,659</u>	<u>275,659</u>

Total, Object-of-Expense Informational Listing	<u>\$ 194,591,169</u>	<u>\$ 186,719,257</u>
---	-----------------------	-----------------------

Estimated Allocations for Employee Benefits and Debt Service Appropriations Made Elsewhere in this Act:

Employee Benefits

Retirement	\$ 1,862,852	\$ 1,872,166
Group Insurance	4,598,807	4,701,777
Social Security	1,477,499	1,484,886
Benefits Replacement	<u>22,486</u>	<u>19,113</u>

Total, Estimated Allocations for Employee Benefits and Debt Service Appropriations Made Elsewhere in this Act	<u>\$ 7,961,644</u>	<u>\$ 8,077,942</u>
--	---------------------	---------------------

1. Performance Measure Targets. The following is a listing of the key performance target levels for the Water Development Board. It is the intent of the Legislature that appropriations made by this Act be utilized in the most efficient and effective manner possible to achieve the intended mission of the Water Development Board. In order to achieve the objectives and service standards established by this Act, the Water Development Board shall make every effort to attain the following designated key performance target levels associated with each item of appropriation.

	<u>2020</u>	<u>2021</u>
A. Goal: WATER RESOURCE PLANNING		
Outcome (Results/Impact):		
Percent of Information Available to Adequately Monitor the State's Water Supplies	66.7%	66.7%
Percent of Key Regional and Statewide Water Planning Activities Completed	100%	100%
Percent of Eligible Texas Communities and Other Entities Receiving Technical and/or Financial Assistance for Water Planning and Conservation	8.7%	8.7%
A.1.1. Strategy: ENVIRONMENTAL IMPACT INFORMATION		
Output (Volume):		
Number of Bay and Estuary and Instream Study Elements Completed	10.4	10.4
A.1.3. Strategy: AUTO INFO COLLECT., MAINT. & DISSEM		
Explanatory:		
Number of Responses to Requests for TNRIS-related Information	150,000	150,000

WATER DEVELOPMENT BOARD
(Continued)

A.2.1. Strategy: TECHNICAL ASSISTANCE & MODELING

Output (Volume):

Number of Responses to Requests for Water Resources Information	2,041	2,041
---	-------	-------

A.3.1. Strategy: WATER CONSERVATION EDUCATION & ASST

Output (Volume):

Number of Responses to Requests for Water Conservation Information, Literature, Data, Technical Assistance and Educational Activities Provided by the Texas Water Development Board Staff	849	849
---	-----	-----

B. Goal: WATER PROJECT FINANCING

B.1.1. Strategy: STATE & FEDERAL FIN ASSIST PROGRAM

Output (Volume):

Number of Financial Assistance/Loan Commitments Provided to State Participation Projects	1	1
Total Dollars Committed to Projects to Implement the State Water Plan (SWP)	750,000,000	750,000,000
Number of Commitments to State Water Plan Projects	40	40
Number of Communities Having Active Financial Assistance Agreements	500	500
Sum of State Water Plan Project Costs Receiving Funding Commitments Utilizing SWIFT Program Funding	800,000,000	800,000,000

Explanatory:

Number of Applications for State Water Plan Projects Received for Prioritization for SWIFT Program Funding	20	20
Sum of the Total Dollars of State Water Plan Project Cost Received for Prioritization for SWIFT Program Funding	1,250,000,000	1,250,000,000

B.1.2. Strategy: ECONOMICALLY DISTRESSED AREAS

Output (Volume):

Number of Completed Economically Distressed Areas Projects	160	163
--	-----	-----

2. Capital Budget. None of the funds appropriated above may be expended for capital budget items except as listed below. The amounts shown below shall be expended only for the purposes shown and are not available for expenditure for other purposes. Amounts appropriated above and identified in this provision as appropriations either for "Lease Payments to the Master Lease Purchase Program" or for items with an "(MLPP)" notation shall be expended only for the purpose of making lease-purchase payments to the Texas Public Finance Authority pursuant to the provisions of Government Code, §1232.103.

	2020	2021
a. Acquisition of Information Resource Technologies		
(1) PC Replacement	\$ 156,000	\$ 156,000
(2) Texas Water Information System Expansion (TxWISE)	100,000	100,000
(3) Strategic Mapping	3,500,000	0
Total, Acquisition of Information Resource Technologies	\$ 3,756,000	\$ 256,000
b. Data Center Consolidation		
(1) Data Center Consolidation	\$ 1,353,378	\$ 1,167,277
c. Centralized Accounting and Payroll/Personnel System (CAPPS)		
(1) Central Accounting Payroll/Personnel System Implementation (CAPPS)	\$ 0	\$ 588,063
Total, Capital Budget	\$ 5,109,378	\$ 2,011,340
Method of Financing (Capital Budget):		
General Revenue Fund	\$ 4,509,378	\$ 1,911,340
<u>Other Funds</u>		
Floodplain Management Fund No. 330	\$ 500,000	\$ 0

WATER DEVELOPMENT BOARD
(Continued)

Appropriated Receipts	100,000	100,000
Subtotal, Other Funds	\$ 600,000	\$ 100,000
Total, Method of Financing	\$ 5,109,378	\$ 2,011,340

3. Informational Rider: Estimated Outstanding Debt and Debt Service Requirements for Self-Supporting Bonds. In addition to amounts appropriated in this Act, the following is an informational listing of the estimated amounts of outstanding bond debt issued by the Water Development Board as of August 31, 2019, and the estimated required debt service payments for those self-supporting bonds:

	Estimated Outstanding Debt (In Millions)	Estimated Debt Service Requirements (In Millions)
Water Development Fund II (DFund II)	\$ 1,167.1	\$ 231.8
State Participation Program	\$ 99.7	\$ 14.6
Water Infrastructure Fund (WIF) Bonds-Self Supporting Series	\$ 217.7	\$ 64.7
State Water Implementation Revenue Fund for Texas (SWIRFT)	\$ 3,188.1	\$ 416.0
Clean Water State Revolving Fund (CWSRF)	\$ 222.0	\$ 38.1
Drinking Water State Revolving Fund (DWSRF)	\$ 59.1	\$ 11.7
TOTAL	\$ 4,953.8	\$ 776.8

4. Authorized Transfers and Appropriations: Water Assistance Fund.

- a. The Water Development Board may transfer a combined amount not to exceed \$2,268,995 each fiscal year from its General Revenue appropriations in Strategy A.2.1, Technical Assistance and Modeling, and Strategy A.2.2, Water Resources Planning, to the Water Assistance Fund No. 480, for the sole purpose of making grants to regional planning groups pursuant to Water Code, §15.4061. The Water Development Board is authorized to transfer these funds from the Water Assistance Fund to other accounts as authorized under Water Code, §15.011 as needed to support the regional planning process.
- b. Included in amounts appropriated above in Strategy A.2.2, Water Resources Planning, is \$1,295,861 in each fiscal year from unobligated and unexpended balances in Water Assistance Fund No. 480 as of August 31, 2019. This appropriation shall be used for the purpose of making grants to regional planning groups pursuant to Water Code §15.4061.
- c. In addition to amounts appropriated above, all revenues and receipts accruing to the Water Assistance Fund No. 480 during the biennium beginning on September 1, 2019, including receipts from the Water Resources Finance Authority deposited to the Water Assistance Fund No. 480, are appropriated to the Water Development Board for purposes authorized in Water Code, Chapter 15.

5. Safe Drinking Water Act State Revolving Fund. Water Development Board expenditures for the state match portion of the community/non-community water system and economically disadvantaged community accounts established under the Safe Drinking Water Act State Revolving Fund may not exceed \$2,336,171 from the General Revenue Fund in Strategy B.1.1, State and Federal Financial Assistance Programs, in each fiscal year of the biennium beginning on September 1, 2019.

6. Appropriation: Water Resources Fund. In addition to amounts appropriated above, any funds deposited to the credit of the Texas Water Resources Fund No. 591, including but not limited to proceeds from revenue bond sales, investment earnings, and loan repayments, are appropriated to the Water Development Board for the biennium beginning with the effective date of this Act.

7. Appropriation: Agricultural Water Conservation Fund. Amounts appropriated above include \$1,200,000 in Strategy A.3.1, Water Conservation Education and Assistance, out of the Agricultural Water Conservation Fund No. 358 in each fiscal year of the 2020-21 biennium, for use pursuant to §50-d of Article III of the Texas Constitution and Water Code, Chapter 17, Subchapter J. In addition to amounts appropriated above, all amounts necessary to administer and disburse funds for loans and grants through the agricultural water conservation program.

WATER DEVELOPMENT BOARD
(Continued)

- 8. Coordination with the Texas Department of Agriculture, Office of Rural Affairs.** The Texas Water Development Board (TWDB) and the Texas Department of Agriculture, Office of Rural Affairs (TDA) shall continue to coordinate funds out of the Economically Distressed Areas Program (EDAP) administered by the TWDB and the Colonia Fund administered by TDA as outlined in a Memorandum of Understanding (MOU) to maximize delivery of the funds and minimize administrative delay in their expenditure. At the beginning of each fiscal year of the 2020-21 biennium, the TWDB shall provide TDA a list of EDAP-funded areas whose colonia residents cannot afford the cost of service lines, hook-ups, and plumbing improvements associated with being connected to an EDAP-funded system. No later than September 15, 2020, the TWDB and TDA shall submit a joint report to the Legislative Budget Board that describes and analyzes the effectiveness of projects funded as a result of coordinated Colonia Fund/EDAP efforts, including an estimate of the amount each agency has saved by reduced duplication of efforts.
- 9. Fee Appropriation: State Revolving Fund Program Operation.** In addition to the amounts appropriated above, the Water Development Board is appropriated any additional fee revenue collected for administration and operation of revolving fund programs for the biennium beginning September 1, 2019.

All fee revenue collected pursuant to the State Revolving Fund (SRF) program and additional state revolving funds may be deposited into an operating fund held in the Texas Treasury Safekeeping Trust Company. All revenues, interest earnings, and available balances in the SRF or additional SRFs operating fund, including interest, may be used only for the purposes of reimbursing expenditures from appropriations made in this Act. Such reimbursement shall include both direct expenditures for salaries and other expenditures and expenditure made for benefits. In addition, the Water Development Board may transfer amounts from the operating fund to the SRF or additional SRFs for uses pursuant to the Water Code, Chapter 15, Subchapter J.
- 10. Use of Texas Water Resources Finance Authority (TWRFA) Funds.** Amounts appropriated above in Strategy C.1.1, EDAP Debt Service, include \$490,000 in each fiscal year of the biennium in Appropriated Receipts from cash flows from the Texas Water Resources Finance Authority (TWRFA) that shall be used for Economically Distressed Areas Program debt service payments.
- 11. Rural Water Assistance Fund.** In addition to amounts appropriated above, the Water Development Board is appropriated for the 2020-21 biennium all unobligated and unexpended balances available in and all funds deposited to the credit of the Rural Water Assistance Fund No. 301, including but not limited to proceeds from bonds issued by the Board (estimated to be \$0 in each fiscal year).
- 12. Appropriation: Cost Recovery for the State Participation Program.** Amounts appropriated above to the Water Development Board in Strategy B.1.1, State and Federal Financial Assistance Program, include an estimated \$25,000 in Appropriated Receipts in each fiscal year of the 2020-21 biennium. Any additional revenues (estimated to be \$0) collected for the administration and operation of the State Participation Program during the biennium are appropriated for the same purposes.
- 13. Capital Budget Expenditures: Federal Funds and Appropriated Receipts Exemption.** To comply with the legislative intent to maximize the use of federal funds, to maximize the use of state funds, and to fulfill grant requirements required for the receipt and expenditure of federal funds, the Water Development Board is exempted from the Capital Budget Rider Provisions contained in Article IX of this Act, "Limitations on Expenditures - Capital Budget," when Federal Funds or Appropriated Receipts are received in excess of amounts identified in the agency's Capital Budget Rider. The Water Development Board shall notify the Legislative Budget Board, the Governor, and the Comptroller of Public Accounts upon receipt of such Federal Funds or Appropriated Receipts, of the amount received and items to be purchased.
- 14. Nuisance Surveys for the Economically Distressed Areas Program.** Out of amounts appropriated above out of the General Revenue Fund in Strategy B.1.2, Economically Distressed Areas, the Water Development Board shall reimburse the Texas Department of State Health Services for costs incurred by the Department in conducting nuisance surveys for applicants for financial assistance through the Economically Distressed Areas program administered by the Board. The Board shall reimburse such costs through Interagency Contracts with the Texas Department of State Health Services in an amount not to exceed a total of \$250,000 for the biennium beginning on September 1, 2019.

WATER DEVELOPMENT BOARD
(Continued)

- 15. Appropriation: Water Infrastructure Fund.** In addition to amounts appropriated above, all unobligated and unexpended balances available in and all revenues and funds transferred and/or deposited to the credit of the Water Infrastructure Fund No. 302, including, but not limited to bonds issued by the Water Development Board, are appropriated to the Water Development Board for the biennium beginning on September 1, 2019.
- 16. Unexpended Balances Within the Biennium.** Any unobligated and unexpended balances as of August 31, 2020, in appropriations made to the Water Development Board are appropriated for the same purposes for the fiscal year beginning September 1, 2020.
- 17. Reimbursement of Advisory Committees.** Pursuant to Government Code, §2110.004, reimbursement of expenses for advisory committee members out of funds appropriated above is limited to the following advisory committees: the Texas Environmental Flows Science Advisory Committee and the Basin and Bay Expert Science Teams.
- 18. Payment of Debt Service: Economically Distressed Areas Bonds.** All receipts deposited to the Economically Distressed Areas Bond Payment Account No. 357 are appropriated for the payment of principal and interest on bonds issued to provide financial assistance for water and wastewater infrastructure through the Economically Distressed Areas Program that mature or become due during the biennium beginning with the effective date of this Act, pursuant to §§49-c, 49-d-7, 49-d-8, and 49-d-10 of Article III of the Texas Constitution and Water Code, Chapter 17, Subchapters C and L, including amounts issued prior to the effective date of this Act. The amounts identified above in the Method of Financing as the Economically Distressed Areas Bond Payment Account No. 357 are estimated amounts to be received from repayments of loan principal and interest on such bonds that mature or become due during the biennium.

The amounts appropriated above out of the General Revenue Fund include \$29,824,864 in fiscal year 2020 and \$27,722,157 in fiscal year 2021 for debt service on Economically Distressed Areas Bonds. The actual amount of funds to be paid from the General Revenue Fund shall be the total amount of debt service obligations due in each fiscal year less the amount available in the Economically Distressed Areas Bond Payment Account No. 357 for Debt Service Payments for the Economically Distressed Areas Program. The amounts appropriated above include \$490,000 each fiscal year out of Appropriated Receipts from cash flows from the Texas Water Resources Finance Authority Appropriated Receipts for debt service on Economically Distressed Areas Bonds. These provisions shall not be construed, however, to abrogate the obligation of the State under §§49-c, 49-d-7, 49-d-8, and 49-d-10 of Article III of the Texas Constitution to provide for the payment in full of the principal and interest on such bonds that mature or become due during the biennium.

- 19. Payment of Debt Service: Water Infrastructure Fund Bonds.** All revenues deposited to the credit of or transferred to the Water Infrastructure Fund (WIF) No. 302, pursuant to Texas Water Code, §15.974 (a)(4), are appropriated for the payment of principal and interest on Water Infrastructure Fund bonds issued pursuant to Water Code, §17.952, Water Financial Assistance Bonds, to provide financial assistance for projects related to the implementation of the State Water Plan. The amounts identified above in the Method of Financing table as Water Infrastructure Fund No. 302 are estimated amounts to be received from repayments of loan principal and interest on such bonds that mature or become due during the biennium.

Amounts appropriated above out of the General Revenue Fund include \$4,711,791 in fiscal year 2020 and \$3,659,586 in fiscal year 2021 for the payment of debt service on Water Infrastructure Fund bonds. The actual amount of funds to be paid from the General Revenue Fund shall be the total amount of debt service obligations due in each fiscal year less amounts deposited to the WIF No. 302 for loan repayments and interest earnings. These provisions shall not be construed, however, to abrogate the obligation of the State under §§49-c, 49-d-8 and 49-d-9, of Article III of the Texas Constitution and Water Code, Chapter 17, Subchapter I and Chapter 15, Subchapter Q to provide for the payment in full of the principal and interest on such bonds that mature or become due during the biennium.

- 20. Bond Issuance Authority by Program.**
 - a. Based on demand in the various programs under the Non-Self Supporting G.O. Water Bonds, the authority to issue bonds may be transferred between programs provided: 1) debt service for such bonds does not exceed the General Revenue appropriation for debt service; 2) the issuance of the bonds is approved by the Bond Review Board; and 3) the Legislative Budget Board, upon receiving a request for bond issuance from the Water Development Board, does

WATER DEVELOPMENT BOARD
(Continued)

not issue a written disapproval not later than the 30th business day after the date the staff of the Legislative Budget Board concludes its review of the request and forwards the review to the Chair of the House Appropriations Committee, Chair of the Senate Finance Committee, Speaker of the House, and Lieutenant Governor.

- b. Requests submitted to the Legislative Budget Board for the purpose of subsection (a) of this rider must be submitted in a timely manner and include adequate information for evaluating the request. Any additional information requested by the Legislative Budget Board must be submitted promptly and in a manner prescribed by the Legislative Budget Board.

21. Bond Issuance and Payment of Debt Service.

- a. Within the amounts appropriated above, the Texas Water Development Board is authorized to issue Non-Self Supporting G.O. Water Bonds for Economically Distressed Areas Program and Water Infrastructure Fund purposes, provided: 1) debt service for such bonds does not exceed the General Revenue appropriation for debt service; 2) the issuance of the bonds is approved by the Bond Review Board; and 3) the Legislative Budget Board, upon receiving a request for bond issuance from the Water Development Board, does not issue a written disapproval not later than the 30th business day after the date the staff of the Legislative Budget Board concludes its review of the request and forwards the review to the Chair of the House Appropriations Committee, Chair of the Senate Finance Committee, Speaker of the House, and Lieutenant Governor.
- b. Requests submitted to the Legislative Budget Board for the purpose of subsection (a) of this rider must be submitted in a timely manner and include adequate information for evaluating the request. Any additional information requested by the Legislative Budget Board must be submitted promptly and in a manner prescribed by the Legislative Budget Board.

22. Quantifying and Installing Water Conservation Strategies. Amounts appropriated above in Strategy A.3.1, Water Conservation Education and Assistance, include \$127,860 out of the General Revenue Fund in fiscal year 2020 to be used for the purpose of meeting the municipal water conservation goals of the 2017 State Water Plan. The Water Development Board shall use the funds to develop and manage a provider contract to deliver the most effective and accurate process by which to measure water conservation statewide. The Water Development Board, by region, should quantify and install, on a pro rata basis, sufficient municipal water conservation strategies to meet the goals of the 2017 State Water Plan.

23. Regional Drainage and Water Assistance. General Revenue appropriations above in each fiscal year in Goal A, Water Resources Planning, Goal B, Water Project Financing, and Goal C, Non-Self Supporting G.O. Debt Service, and any unobligated and unexpended balances from appropriations from the General Revenue Fund in the strategies in those goals may be used by the Water Development Board to provide grant funding to the Hidalgo County Drainage District No. 1 to implement a flood control project authorized and designated by the US Army Corps of Engineers (Raymondville Drain). The aggregate amount of funding to be provided for this purpose from all strategies shall not exceed \$10,000,000 in each fiscal year of the 2020-21 biennium.

24. Study of Aquifers and Brackish Groundwater. Amounts appropriated above in Strategy A.2.2, Water Resources Planning, include \$1,849,233 in fiscal year 2020 and \$150,767 in fiscal year 2021 out of the General Revenue Fund for contract costs for studies related to designating priority zones for the production of brackish groundwater in aquifers throughout the state, excluding the Dockum Aquifer. The amounts of \$167,787 in fiscal year 2020 and \$150,767 in fiscal year 2021 shall be used for administrative costs in implementing the studies. The Board shall report to the Legislature on its progress relating to the studies not later than December 1 of each year.

25. Flood Funding. Included in amounts appropriated above in Strategy A.4.1, Perform Community Assistance Pursuant to NFIP, is \$850,000 each fiscal year of the biennium in General Revenue and \$4,220,000 in fiscal year 2020 and \$3,050,000 in fiscal year 2021 out of Floodplain Management Fund No. 330 for flood preparedness and safety activities. Any unobligated and unexpended balances in Floodplain Management Fund No. 330 as of August 31, 2019, in addition to the \$1,170,000 already included in the amounts above in 2020, (estimated to be \$0) are appropriated for the fiscal year beginning September 1, 2019, for the same purposes.

WATER DEVELOPMENT BOARD
(Continued)

- 26. Study on Desalination.** Amounts appropriated above in Strategy B.1.1, State and Federal Financial Assistance Program, include \$200,000 in fiscal year 2020 out of the General Revenue Fund for the purpose of providing a matching grant to the Brazosport Water Authority for a study on desalination.

RETIREMENT AND GROUP INSURANCE

	For the Years Ending	
	August 31, 2020	August 31, 2021
Method of Financing:		
General Revenue Fund	\$ 75,989,662	\$ 77,284,761
General Revenue Dedicated Accounts	\$ 58,115,953	\$ 59,082,710
Federal Funds	\$ 22,464,580	\$ 22,654,951
Other Special State Funds	<u>\$ 7,978,705</u>	<u>\$ 8,092,741</u>
Total, Method of Financing	<u>\$ 164,548,900</u>	<u>\$ 167,115,163</u>
Items of Appropriation:		
A. Goal: EMPLOYEES RETIREMENT SYSTEM		
A.1.1. Strategy: RETIREMENT CONTRIBUTIONS	\$ 45,191,110	\$ 45,417,065
Retirement Contributions. Estimated.		
A.1.2. Strategy: GROUP INSURANCE	<u>119,357,790</u>	<u>121,698,098</u>
Group Insurance Contributions. Estimated.		
Total, Goal A: EMPLOYEES RETIREMENT SYSTEM	<u>\$ 164,548,900</u>	<u>\$ 167,115,163</u>
Grand Total, RETIREMENT AND GROUP INSURANCE	<u>\$ 164,548,900</u>	<u>\$ 167,115,163</u>

SOCIAL SECURITY AND BENEFIT REPLACEMENT PAY

	For the Years Ending	
	August 31, 2020	August 31, 2021
Method of Financing:		
General Revenue Fund	\$ 6,806,449	\$ 6,845,493
General Revenue Dedicated Accounts	\$ 21,473,201	\$ 21,520,814
Federal Funds	\$ 6,400,405	\$ 6,379,600
Other Special State Funds	<u>\$ 2,248,349</u>	<u>\$ 2,253,249</u>
Total, Method of Financing	<u>\$ 36,928,404</u>	<u>\$ 36,999,156</u>
Items of Appropriation:		
A. Goal: SOCIAL SECURITY/BENEFIT REPLACEMENT		
Comptroller - Social Security.		
A.1.1. Strategy: STATE MATCH -- EMPLOYER	\$ 36,193,629	\$ 36,374,598
State Match -- Employer. Estimated.		
A.1.2. Strategy: BENEFIT REPLACEMENT PAY	<u>734,775</u>	<u>624,558</u>
Benefit Replacement Pay. Estimated.		
Total, Goal A: SOCIAL SECURITY/BENEFIT REPLACEMENT	<u>\$ 36,928,404</u>	<u>\$ 36,999,156</u>
Grand Total, SOCIAL SECURITY AND BENEFIT REPLACEMENT PAY	<u>\$ 36,928,404</u>	<u>\$ 36,999,156</u>

**RECAPITULATION - ARTICLE VI
NATURAL RESOURCES
(General Revenue)**

	For the Years Ending	
	August 31, 2020	August 31, 2021
Department of Agriculture	\$ 54,939,841	\$ 54,408,562
Animal Health Commission	13,743,702	13,743,701
Commission on Environmental Quality	25,874,749	16,428,751
General Land Office and Veterans' Land Board	13,556,222	13,556,221
Parks and Wildlife Department	176,788,508	151,729,776
Railroad Commission	51,263,743	56,577,973
Soil and Water Conservation Board	21,793,660	21,793,657
Water Development Board	70,624,160	62,857,132
Subtotal, Natural Resources	\$ 428,584,585	\$ 391,095,773
Retirement and Group Insurance	75,989,662	77,284,761
Social Security and Benefit Replacement Pay	6,806,449	6,845,493
Subtotal, Employee Benefits	\$ 82,796,111	\$ 84,130,254
Bond Debt Service Payments	13,917,733	13,533,340
Lease Payments	1,919,936	1,331,148
Subtotal, Debt Service	\$ 15,837,669	\$ 14,864,488
TOTAL, ARTICLE VI - NATURAL RESOURCES	\$ 527,218,365	\$ 490,090,515

**RECAPITULATION - ARTICLE VI
NATURAL RESOURCES
(General Revenue-Dedicated)**

	For the Years Ending	
	August 31, 2020	August 31, 2021
	<u> </u>	<u> </u>
Department of Agriculture	\$ 1,583,600	\$ 1,583,600
Commission on Environmental Quality	324,270,117	311,461,560
General Land Office and Veterans' Land Board	18,050,348	14,527,611
Low-level Radioactive Waste Disposal Compact Commission	577,164	577,164
Parks and Wildlife Department	158,461,019	149,497,320
Railroad Commission	<u>77,411,482</u>	<u>77,968,596</u>
 Subtotal, Natural Resources	 \$ 580,353,730	 \$ 555,615,851
 Retirement and Group Insurance	 58,115,953	 59,082,710
Social Security and Benefit Replacement Pay	<u>21,473,201</u>	<u>21,520,814</u>
 Subtotal, Employee Benefits	 <u>\$ 79,589,154</u>	 <u>\$ 80,603,524</u>
 TOTAL, ARTICLE VI - NATURAL RESOURCES	 <u>\$ 659,942,884</u>	 <u>\$ 636,219,375</u>

**RECAPITULATION - ARTICLE VI
NATURAL RESOURCES
(Federal Funds)**

	For the Years Ending	
	August 31, 2020	August 31, 2021
Department of Agriculture	\$ 630,503,941	\$ 649,794,170
Animal Health Commission	1,653,376	1,652,948
Commission on Environmental Quality	36,410,400	36,410,400
General Land Office and Veterans' Land Board	2,311,683,454	2,310,371,390
Parks and Wildlife Department	66,599,909	64,488,438
Railroad Commission	7,202,000	7,202,000
Soil and Water Conservation Board	15,286,668	15,286,668
Water Development Board	47,652,930	47,652,930
Subtotal, Natural Resources	\$ 3,116,992,678	\$ 3,132,858,944
Retirement and Group Insurance	22,464,580	22,654,951
Social Security and Benefit Replacement Pay	6,400,405	6,379,600
Subtotal, Employee Benefits	\$ 28,864,985	\$ 29,034,551
TOTAL, ARTICLE VI - NATURAL RESOURCES	\$ 3,145,857,663	\$ 3,161,893,495

**RECAPITULATION - ARTICLE VI
NATURAL RESOURCES
(Other Funds)**

	For the Years Ending	
	August 31, 2020	August 31, 2021
	<u>2020</u>	<u>2021</u>
Department of Agriculture	\$ 4,043,406	\$ 3,082,999
Commission on Environmental Quality	7,893,920	7,893,920
General Land Office and Veterans' Land Board	128,132,127	50,143,188
Parks and Wildlife Department	22,602,021	5,444,281
Railroad Commission	2,286,761	2,286,761
Water Development Board	<u>76,314,079</u>	<u>76,209,195</u>
 Subtotal, Natural Resources	 \$ 241,272,314	 \$ 145,060,344
 Retirement and Group Insurance	 7,978,705	 8,092,741
Social Security and Benefit Replacement Pay	<u>2,248,349</u>	<u>2,253,249</u>
 Subtotal, Employee Benefits	 \$ 10,227,054	 \$ 10,345,990
 Less Interagency Contracts	 <u>\$ 7,556,522</u>	 <u>\$ 7,556,522</u>
 TOTAL, ARTICLE VI - NATURAL RESOURCES	 <u>\$ 243,942,846</u>	 <u>\$ 147,849,812</u>

**RECAPITULATION - ARTICLE VI
NATURAL RESOURCES
(All Funds)**

	For the Years Ending	
	August 31, 2020	August 31, 2021
	<u> </u>	<u> </u>
Department of Agriculture	\$ 691,070,788	\$ 708,869,331
Animal Health Commission	15,397,078	15,396,649
Commission on Environmental Quality	394,449,186	372,194,631
General Land Office and Veterans' Land Board	2,471,422,151	2,388,598,410
Low-level Radioactive Waste Disposal Compact Commission	577,164	577,164
Parks and Wildlife Department	424,451,457	371,159,815
Railroad Commission	138,163,986	144,035,330
Soil and Water Conservation Board	37,080,328	37,080,325
Water Development Board	<u>194,591,169</u>	<u>186,719,257</u>
 Subtotal, Natural Resources	 \$ 4,367,203,307	 \$ 4,224,630,912
Retirement and Group Insurance	164,548,900	167,115,163
Social Security and Benefit Replacement Pay	<u>36,928,404</u>	<u>36,999,156</u>
 Subtotal, Employee Benefits	 \$ 201,477,304	 \$ 204,114,319
Bond Debt Service Payments	13,917,733	13,533,340
Lease Payments	<u>1,919,936</u>	<u>1,331,148</u>
 Subtotal, Debt Service	 \$ 15,837,669	 \$ 14,864,488
Less Interagency Contracts	<u>\$ 7,556,522</u>	<u>\$ 7,556,522</u>
 TOTAL, ARTICLE VI - NATURAL RESOURCES	 <u>\$ 4,576,961,758</u>	 <u>\$ 4,436,053,197</u>
 Number of Full-Time-Equivalents (FTE)	 8,985.3	 8,997.2

ARTICLE VII

BUSINESS AND ECONOMIC DEVELOPMENT

Sec. 1. The several sums of money herein specified, or so much thereby as may be necessary, are appropriated out of any funds in the State Treasury not otherwise appropriated, or out of special funds as indicated, for the support, maintenance, or improvement of the designated business and economic development agencies.

DEPARTMENT OF HOUSING AND COMMUNITY AFFAIRS

	For the Years Ending	
	August 31, 2020	August 31, 2021
Method of Financing:		
General Revenue Fund	\$ 13,612,410	\$ 13,721,060
<u>Federal Funds</u>		
Community Affairs Federal Fund No. 127	\$ 248,282,722	\$ 250,314,918
Federal American Recovery and Reinvestment Fund Account No. 369	<u>5,000,000</u>	<u>5,000,000</u>
Subtotal, Federal Funds	\$ 253,282,722	\$ 255,314,918
<u>Other Funds</u>		
Appropriated Receipts	\$ 19,888,577	\$ 19,976,105
Interagency Contracts	<u>479,343</u>	<u>479,343</u>
Subtotal, Other Funds	\$ 20,367,920	\$ 20,455,448
Total, Method of Financing	<u>\$ 287,263,052</u>	<u>\$ 289,491,426</u>
Other Direct and Indirect Costs Appropriated Elsewhere in this Act	\$ 1,470,302	\$ 1,467,702
This bill pattern represents an estimated 30% of this agency's estimated total available funds for the biennium.		
Number of Full-Time-Equivalents (FTE):	313.0	313.0
Schedule of Exempt Positions:		
Executive Director, Group 6	\$192,299	\$192,299
Items of Appropriation:		
A. Goal: AFFORDABLE HOUSING		
Increase Availability of Safe/Decent/Affordable Housing.		
A.1.1. Strategy: MRB PROGRAM - SINGLE FAMILY Mortgage Loans & MCCs through the SF MRB Program.	\$ 1,560,124	\$ 1,566,486
A.1.2. Strategy: HOME PROGRAM Provide Funding through the HOME Program for Affordable Housing.	43,537,317	45,570,568
A.1.3. Strategy: TEXAS BOOTSTRAP - HTF Provide Loans through the Texas Bootstrap Program (TBP) - HTF.	3,300,000	3,300,000
A.1.4. Strategy: AMY YOUNG - HTF Provide Funding through the Amy Young Barrier Removal (AYBR) - HTF.	1,884,451	1,958,951
A.1.5. Strategy: SECTION 8 RENTAL ASSISTANCE Federal Rental Assistance through Section 8 Vouchers.	7,245,661	7,245,661
A.1.6. Strategy: SECTION 811 PRA Assistance Through Federal Sec 811 Project Rental Assistance Program.	207,614	206,559
A.1.7. Strategy: FEDERAL TAX CREDITS Provide Federal Tax Credits to Develop Rental Housing for VLI and LI.	2,084,592	2,094,585

DEPARTMENT OF HOUSING AND COMMUNITY AFFAIRS
(Continued)

A.1.8. Strategy: MRB PROGRAM - MULTIFAMILY Federal Mortgage Loans through the MF Mortgage Revenue Bond Program.	443,981	445,750
Total, Goal A: AFFORDABLE HOUSING	\$ 60,263,740	\$ 62,388,560
B. Goal: INFORMATION & ASSISTANCE Provide Information and Assistance.		
B.1.1. Strategy: HOUSING RESOURCE CENTER	\$ 1,112,283	\$ 1,115,298
B.2.1. Strategy: COLONIA SERVICE CENTERS Assist Colonias, Border Communities, and Nonprofits.	288,758	289,248
Total, Goal B: INFORMATION & ASSISTANCE	\$ 1,401,041	\$ 1,404,546
C. Goal: POOR AND HOMELESS PROGRAMS Improve Poor/Homeless Living Conditions & Reduce VLI Energy Costs.		
C.1.1. Strategy: POVERTY-RELATED FUNDS Administer Poverty-related Funds through a Network of Agencies.	\$ 49,450,467	\$ 49,450,467
C.2.1. Strategy: ENERGY ASSISTANCE PROGRAMS Administer State Energy Assistance Programs.	158,325,355	158,325,355
Total, Goal C: POOR AND HOMELESS PROGRAMS	\$ 207,775,822	\$ 207,775,822
D. Goal: ENSURE COMPLIANCE Ensure Compliance with Program Mandates.		
D.1.1. Strategy: MONITOR HOUSING REQUIREMENTS Monitor and Inspect for Federal & State Housing Program Requirements.	\$ 3,309,590	\$ 3,344,780
D.1.2. Strategy: MONITOR CONTRACT REQUIREMENTS Monitor Subrecipient Contracts.	675,812	675,812
Total, Goal D: ENSURE COMPLIANCE	\$ 3,985,402	\$ 4,020,592
E. Goal: MANUFACTURED HOUSING Regulate Manufactured Housing Industry.		
E.1.1. Strategy: TITLING & LICENSING Provide Statements of Ownership and Licenses in a Timely Manner.	\$ 1,888,864	\$ 1,899,600
E.1.2. Strategy: INSPECTIONS Conduct Inspections of Manufactured Homes in a Timely Manner.	1,926,455	1,936,885
E.1.3. Strategy: ENFORCEMENT Process Complaints/Conduct Investigations/Take Administrative Actions.	1,714,578	1,724,087
E.1.4. Strategy: TEXAS.GOV Texas.gov fees. Estimated and Nontransferable.	19,120	19,120
Total, Goal E: MANUFACTURED HOUSING	\$ 5,549,017	\$ 5,579,692
F. Goal: INDIRECT ADMIN AND SUPPORT COSTS Indirect Administration and Support Costs.		
F.1.1. Strategy: CENTRAL ADMINISTRATION	\$ 5,694,007	\$ 5,716,652
F.1.2. Strategy: INFORMATION RESOURCE TECHNOLOGIES	2,002,158	2,011,603
F.1.3. Strategy: OPERATING/SUPPORT Operations and Support Services.	591,865	593,959
Total, Goal F: INDIRECT ADMIN AND SUPPORT COSTS	\$ 8,288,030	\$ 8,322,214
Grand Total, DEPARTMENT OF HOUSING AND COMMUNITY AFFAIRS	\$ 287,263,052	\$ 289,491,426
Object-of-Expense Informational Listing:		
Salaries and Wages	\$ 21,966,635	\$ 22,175,711
Other Personnel Costs	570,978	570,978
Professional Fees and Services	1,382,526	1,382,526
Consumable Supplies	110,177	110,177
Utilities	87,083	87,083

DEPARTMENT OF HOUSING AND COMMUNITY AFFAIRS
(Continued)

Travel	937,222	937,222
Rent - Building	267,504	267,504
Rent - Machine and Other	65,884	65,884
Other Operating Expense	3,274,699	3,057,585
Client Services	7,273,526	7,272,009
Grants	251,326,818	253,414,749
Capital Expenditures	<u>0</u>	<u>149,998</u>

Total, Object-of-Expense Informational Listing \$ 287,263,052 \$ 289,491,426

Estimated Allocations for Employee Benefits and Debt Service Appropriations Made Elsewhere in this Act:

Employee Benefits

Retirement	\$ 1,862,566	\$ 1,871,879
Group Insurance	3,848,981	3,912,742
Social Security	1,482,115	1,489,525
Benefits Replacement	<u>38,984</u>	<u>33,137</u>

Total, Estimated Allocations for Employee Benefits and Debt Service Appropriations Made Elsewhere in this Act \$ 7,232,646 \$ 7,307,283

1. **Performance Measure Targets.** The following is a listing of the key performance target levels for the Department of Housing and Community Affairs. It is the intent of the Legislature that appropriations made by this Act be utilized in the most efficient and effective manner possible to achieve the intended mission of the Department of Housing and Community Affairs. In order to achieve the objectives and service standards established by this Act, the Department of Housing and Community Affairs shall make every effort to attain the following designated key performance target levels associated with each item of appropriation.

	<u>2020</u>	<u>2021</u>
A. Goal: AFFORDABLE HOUSING		
Outcome (Results/Impact):		
Percent of Households/Individuals of Very Low, Low, and Moderate Income Needing Affordable Housing That Subsequently Receive Housing or Housing-related Assistance	0.79%	0.67%
Percent of Households/Individuals of Very Low Income Needing Affordable Housing That Subsequently Receive Housing or Housing-related Assistance	1.02%	0.84%
Percent of Households/Individuals of Low Income Needing Affordable Housing That Subsequently Receive Housing or Housing-related Assistance	0.24%	0.24%
Percent of Households/Individuals of Moderate Income Needing Affordable Housing That Subsequently Receive Housing or Housing-related Assistance	0.8%	0.8%
A.1.1. Strategy: MRB PROGRAM - SINGLE FAMILY Output (Volume):		
Number of Households Assisted through Bond Authority or Other Mortgage Financing	8,308	8,266
A.1.2. Strategy: HOME PROGRAM Output (Volume):		
Number of Households Assisted with Single Family HOME Funds	888	934
A.1.5. Strategy: SECTION 8 RENTAL ASSISTANCE Output (Volume):		
Total Number of Households Assisted through Statewide Housing Assistance Payments Program	906	906
A.1.7. Strategy: FEDERAL TAX CREDITS Output (Volume):		
Number of Households Assisted through the Housing Tax Credit Program	13,457	10,409
A.1.8. Strategy: MRB PROGRAM - MULTIFAMILY Output (Volume):		
Number of Households Assisted through the Multifamily Mortgage Revenue Bond Program	1,452	1,455
B. Goal: INFORMATION & ASSISTANCE		
B.1.1. Strategy: HOUSING RESOURCE CENTER Output (Volume):		
Number of Information and Technical Assistance Requests Completed	6,500	6,500
B.2.1. Strategy: COLONIA SERVICE CENTERS Output (Volume):		
Number of Technical Assistance Contacts Conducted Annually from the Border Field Offices	1,380	1,380

DEPARTMENT OF HOUSING AND COMMUNITY AFFAIRS
(Continued)

C. Goal: POOR AND HOMELESS PROGRAMS

Outcome (Results/Impact):

Percent Eligible Population That Received Homeless and Poverty-Related Assistance	8.93%	8.93%
Percent of Very Low Income Households Receiving Energy Assistance	8.5%	8.5%

C.1.1. Strategy: POVERTY-RELATED FUNDS

Output (Volume):

Number of Persons Assisted through Homeless and Poverty-related Funds	518,016	518,016
Number of Persons Assisted That Achieve Incomes above Poverty Level	1,200	1,200

C.2.1. Strategy: ENERGY ASSISTANCE PROGRAMS

Output (Volume):

Number of Households Assisted through the Comprehensive Utility Assistance Program	170,000	170,000
Number of Dwelling Units Weatherized by the Department	3,500	3,500

D. Goal: ENSURE COMPLIANCE

D.1.1. Strategy: MONITOR HOUSING REQUIREMENTS

Output (Volume):

Total Number of File Reviews Conducted	651	640
--	-----	-----

D.1.2. Strategy: MONITOR CONTRACT REQUIREMENTS

Output (Volume):

Total Number of Monitoring Reviews of All Non-formula Contracts	150	150
---	-----	-----

E. Goal: MANUFACTURED HOUSING

Outcome (Results/Impact):

Percent of Consumer Complaint Inspections Conducted within 30 Days of Request	100%	100%
Percent of Complaints Resulting in Disciplinary Action	20%	20%

E.1.1. Strategy: TITLING & LICENSING

Output (Volume):

Number of Manufactured Housing Statements of Ownership Issued	54,000	54,000
---	--------	--------

E.1.2. Strategy: INSPECTIONS

Explanatory:

Number of Installation Reports Received	16,000	16,000
---	--------	--------

E.1.3. Strategy: ENFORCEMENT

Output (Volume):

Number of Complaints Resolved	600	600
-------------------------------	-----	-----

Efficiencies:

Average Time for Complaint Resolution (Days)	180	180
--	-----	-----

Explanatory:

Number of Jurisdictional Complaints Received	550	550
--	-----	-----

2. Capital Budget. None of the funds appropriated above may be expended for capital budget items except as listed below. The amounts shown below shall be expended only for the purposes shown and are not available for expenditure for other purposes. Amounts appropriated above and identified in this provision as appropriations either for "Lease Payments to the Master Lease Purchase Program" or for items with an "(MLPP)" notation shall be expended only for the purpose of making lease-purchase payments to the Texas Public Finance Authority pursuant to Government Code §1232.103.

	2020	2021
a. Acquisition of Information Resource Technologies		
(1) Information Technology Hardware and Software Replacements	\$ 305,000	\$ 195,000
b. Data Center Consolidation		
(1) Disaster Recovery Services Provided By DIR Data Center Services	\$ 65,000	\$ 65,000
c. Centralized Accounting and Payroll/Personnel System (CAPPS)		
(1) CAPPS/PeopleSoft Financials Annual Maintenance	\$ 357,742	\$ 357,742
(2) Peoplesoft Licenses	59,258	59,258
Total, Centralized Accounting and Payroll/Personnel System (CAPPS)	\$ 417,000	\$ 417,000
Total, Capital Budget	\$ 787,000	\$ 677,000

DEPARTMENT OF HOUSING AND COMMUNITY AFFAIRS
(Continued)

Method of Financing (Capital Budget):

Community Affairs Federal Fund No. 127	\$	149,434	\$	124,413
Appropriated Receipts	\$	<u>637,566</u>	\$	<u>552,587</u>
Total, Method of Financing	\$	<u>787,000</u>	\$	<u>677,000</u>

- 3. Low/Moderate Income Housing Construction.** Out of the funds appropriated above, no less than \$500,000 each year of the biennium shall be expended on low/moderate income housing construction in Texas enterprise zone areas.
- 4. Appropriations Limited to Revenue Collections.** Fees, fines, and other miscellaneous revenues as authorized and generated by the operation of the strategy items in Goal E, Manufactured Housing, pursuant to Occupations Code 1201, Manufactured Housing Standards Act, shall cover, at a minimum, the cost of appropriations made above in strategy items in Goal E, as well as the "other direct and indirect costs" made elsewhere in this Act associated with this program. Direct costs for the operation of the strategy items in Goal E, Manufactured Housing, are estimated to be \$5,549,017 in fiscal year 2020 and \$5,579,692 in fiscal year 2021 and "other direct and indirect costs" are estimated to be \$1,470,302 for fiscal year 2020 and \$1,467,702 for fiscal year 2021.

In the event that actual and/or projected revenue collections are insufficient to offset the costs identified by this provision, the Legislative Budget Board may direct that the Comptroller of Public Accounts reduce the appropriation authority provided above to be within the amount of revenue expected to be available.

- 5. Housing Assistance.** To the extent allowed by state and federal program guidelines the department shall adopt an annual goal to apply no less than \$30,000,000 of the funds available from the Housing Trust Fund, HOME Program, Section 8 Program, and Housing Tax-Credit Program and any other state or federal housing programs total housing funds toward housing assistance for individuals and families earning less than 30 percent of the Area Median Family Income (AMFI). No less than 20 percent of the funds available from the Housing Trust Fund, HOME Program, Section 8 Program, and Housing Tax-Credit Program and any other state or federal housing programs shall be spent for individuals and families earning between 31 percent and 60 percent of the area median family income. To the extent allowed by state and federal program guidelines in those counties where the area median family income is lower than the state average median family income, the department shall use the average state median income in interpreting this rider. The department shall provide an annual report to the Legislative Budget Board documenting its expenditures in each income category.
- 6. Conversions of Executory Contracts.**
- a. Out of the funds appropriated above, the department may use funding for the purposes of contract for deed conversions for families that reside in a colonia and earn 60 percent or less of the applicable area median family income.
 - b. The Department of Housing and Community Affairs shall submit a plan to the Legislative Budget Board by the first day of each fiscal year that identifies the source of funding and the estimated amount of funding to be spent on contract for deed conversions and other activities for families that reside in a colonia and earn 60 percent or less of the applicable area median family income.
 - c. The Department of Housing and Community Affairs shall provide a quarterly report to the Legislative Budget Board detailing the number of, and cost for each, contract for deed conversions completed.
- 7. Colonia Set-Aside Program Allocation.** The Texas Department of Agriculture (TDA) shall allocate 2.5 percent of the yearly allocation of Community Development Block Grant (CDBG) monies to support the operation of the Colonia Self-Help Centers and shall transfer such funds to the Department of Housing and Community Affairs on September 1 each year of the biennium.

Consistent with federal rules and regulations, the funds provided from TDA to the Colonia Self-Help Center in El Paso county shall be used to provide technology and computer access to residents of targeted colonias.

DEPARTMENT OF HOUSING AND COMMUNITY AFFAIRS
(Continued)

- 8. Housing Trust Fund Interest Earnings and Loan Repayments.** Interest earnings and loan repayments received from loans made through the Housing Trust Fund program from the General Revenue Fund are included above in Strategies A.1.3, Texas Bootstrap Program-HTF and A.1.4, Amy Young Barrier Removal-HTF, estimated to be \$2,400,000 each year.
- 9. Housing Trust Fund Deposits to the Texas Treasury Safekeeping Trust Company.**
- a. Out of funds appropriated above in Strategies A.1.3, Texas Bootstrap Program-HTF and A.1.4, Amy Young Barrier Removal-HTF, and subject to prior notice to the Legislative Budget Board and the Comptroller, all funds above those retained for administrative purposes in fiscal year 2020 and fiscal year 2021 shall be deposited in the Housing Trust Fund in the Texas Treasury Safekeeping Trust Company established under Government Code, Chapter 2306, during September of each fiscal year. The amounts to be transferred in fiscal years 2020 and 2021 include an estimated \$2,400,000 in each fiscal year from interest earnings and loan repayments received, identified above in Rider 8, Housing Trust Fund Interest Earnings and Loan Repayments.
 - b. Interest earnings and loan repayments received from loans made through the Housing Trust Fund program from the General Revenue Fund, shall be deposited in the Housing Trust Fund in the Texas Treasury Safekeeping Trust Company established under Government Code, Chapter 2306, for the same purpose.
 - c. The Department of Housing and Community Affairs shall provide a biennial report to the Legislative Budget Board, the House Appropriations Committee, and the Senate Finance Committee no later than October 1 detailing the agency's plan to expend funds from the Housing Trust Fund during the current fiscal year.
 - d. At the end of each fiscal year, any unexpended administrative balances appropriated under Strategies A.1.3, Texas Bootstrap Program-HTF and A.1.4, Amy Young Barrier Removal-HTF, shall be transferred to the Housing Trust Fund in the Texas Treasury Safekeeping Trust Company established under Government Code, Chapter 2306.
- 10. Mortgage Revenue Bond Program.** The Department of Housing and Community Affairs shall operate the First-Time Homebuyer Mortgage Revenue Bond Program in a manner that maximizes the creation of very low-income single family housing by ensuring that at least 30 percent of the lendable bond proceeds are set aside for a period of one year for individuals and families at 80 percent and below the area median family income (AMFI), while assuring the highest reasonable bond rating. In an effort to facilitate the origination of single family mortgage loans to individuals and families at 80 percent and below the AMFI, the department shall utilize down payment and closing cost assistance or other assistance methods.
- 11. Additional Appropriated Receipts.**
- a. Except during an emergency as defined by the Governor, no appropriation of appropriated receipts in addition to the estimated amounts above may be expended by the Department of Housing and Community Affairs until:
 - (1) the department's governing board files a finding of fact along with a written plan outlining the source, use, and projected impact of the funds on performance measures with the Legislative Budget Board and the Governor and indicating that additional appropriations are required to maintain adequate levels of program performance; and,
 - (2) the 30th business day after completion of a review by Legislative Budget Board staff and forwarding of a recommendation to the Chair of the House Appropriations Committee, Chair of the Senate Finance Committee, Speaker of the House, and Lieutenant Governor there is no notification of disapproval issued to the Comptroller and the agency by the Legislative Budget Board or the Governor, the Comptroller of Public Accounts shall release the funds. Any requests for additional information made by the Legislative Budget Board shall interrupt the counting of the 30 business days.
 - b. This provision does not apply to appropriated receipts included in the amounts appropriated above that are collected under Object Codes 3719 and 3802. Appropriated receipts collected under these revenue object codes are governed under provisions found in Article IX, Part 13 and Article IX, §12.02.

DEPARTMENT OF HOUSING AND COMMUNITY AFFAIRS
(Continued)

- 12. Manufactured Homeowner Consumer Claims.** Included above in Goal E, Manufactured Housing, the Manufactured Housing Division of the Department of Housing and Community Affairs is appropriated an amount required for the purpose of paying manufactured housing consumer claims from Appropriated Receipts according to the Occupations Code Chapter 1201, Manufactured Housing Standards Act, from Statement of Ownership issuance fees involving manufactured housing that are collected during the 2020-21 biennium. No General Revenue is appropriated for the payment of these claims.
- 13. Affordable Housing Research and Information Program.** Out of funds appropriated above, the Department of Housing and Community Affairs shall conduct the Affordable Housing Research and Information Program with the assistance of the Texas Department Agriculture, to the extent allowed by state law, in order to avoid a duplication of effort. It is the intent of the Legislature that no funds shall be transferred between the Department of Housing and Community Affairs and the Texas Department of Agriculture for this purpose.
- 14. Reporting on Weatherization Efforts.** As part of its efforts to help low-income Texans eligible for weatherization to conserve energy and lower bills, Texas Department of Housing and Community Affairs (TDHCA) shall use funds appropriated above to coordinate with investor-owned utilities, from which TDHCA receives funds, and that offer energy efficiency programs for Texans meeting low-income eligibility criteria to make sure the monies available for low-income energy efficiency programs spent both through the agency and through utility programs are effectively and adequately spent. The TDHCA shall use funds appropriated above to produce an annual report with information about the number of low-income households benefiting from energy efficiency monies through state, federal and utility-funded programs, the total amount of federal, utility and state funds expended on the programs, the average amount spent per unit weatherized in each program, as well as the peak electricity demand reduction, the amount overall electric energy saved, the amount of money saved and the number of job and job years created. A copy of the annual report shall be delivered to the Lieutenant Governor, Speaker and Governor, as well as made available on TDHCA's website by March 15th of 2020 and March 15th of 2021.
- 15. Migrant Labor Housing Funding.** Included in Strategy D.1.1, Monitor Housing Requirements, is an estimated \$35,000 in each fiscal year in Appropriated Receipts collected as licensing and inspection fees of the migrant labor housing program, appropriated to the Texas Department of Housing and Community Affairs for the purpose of inspections and enforcement of the migrant labor housing program, pursuant to Subchapter LL, Chapter 2306, Government Code.
- 16. Funding to Address Youth Homelessness.** From funds appropriated in Strategy C.1.1, Poverty-Related Funds, the Department of Housing and Community Affairs shall designate \$1,500,000 in each fiscal year for the purpose of assisting regional urban areas having a population of 285,500 or more, in providing services to unaccompanied homeless youth and homeless young adults 24 years of age and younger. Eligible services may include case management, emergency shelter, street outreach, and transitional living. The agency shall distribute these funds through the Homeless Housing and Services Program.

TEXAS LOTTERY COMMISSION

	For the Years Ending	
	August 31, 2020	August 31, 2021
Method of Financing:		
<u>General Revenue Fund - Dedicated</u>		
Lottery Account No. 5025	\$ 255,313,942	\$ 251,488,529
Bingo Administration Account No. 5175	2,544,560	2,549,315
Subtotal, General Revenue Fund - Dedicated	\$ 257,858,502	\$ 254,037,844
Total, Method of Financing	\$ 257,858,502	\$ 254,037,844
Other Direct and Indirect Costs Appropriated Elsewhere in this Act	\$ 856,738	\$ 858,528

This bill pattern represents an estimated 100% of this agency's estimated total available funds for the biennium.

TEXAS LOTTERY COMMISSION
(Continued)

Number of Full-Time-Equivalents (FTE):	323.5	323.5
Schedule of Exempt Positions:		
Executive Director, Group 7	\$213,344	\$213,344
Items of Appropriation:		
A. Goal: OPERATE LOTTERY		
Run Self-supporting, Revenue-producing, and Secure Lottery.		
A.1.1. Strategy: LOTTERY OPERATIONS	\$ 7,262,329	\$ 8,790,878
A.1.2. Strategy: LOTTERY FIELD OPERATIONS	3,122,299	3,129,002
A.1.3. Strategy: MARKETING AND PROMOTION	6,584,104	6,624,190
A.1.4. Strategy: SECURITY	5,765,668	5,593,742
A.1.5. Strategy: CENTRAL ADMINISTRATION	12,966,245	12,733,126
A.1.6. Strategy: LOTTERY OPERATOR CONTRACT(S) Lottery Operator Contract(s). Estimated and Nontransferable.	130,000,873	124,355,799
A.1.7. Strategy: SCRATCH TICKET PRODUCT. CONTRACT(S) Scratch Ticket Production and Services Contract(s).	38,038,264	38,109,355
A.1.8. Strategy: MASS MEDIA ADVERTISING CONTRACT(S)	17,736,283	17,783,448
A.1.9. Strategy: DRAWING & BROADCAST CONTRACT(S) Drawing and Broadcast Services Contract(s).	2,404,919	2,409,414
A.1.10. Strategy: RETAILER BONUS	2,019,665	2,027,500
A.1.11. Strategy: RETAILER COMMISSIONS Retailer Commissions. Estimated and Nontransferable.	29,413,293	29,932,075
Total, Goal A: OPERATE LOTTERY	\$ 255,313,942	\$ 251,488,529
B. Goal: ENFORCE BINGO LAWS		
Enforce Bingo Laws/Rules for Fairness to Ensure Proceeds Used Lawfully.		
B.1.1. Strategy: BINGO LICENSING Determine Eligibility and Process Applications.	\$ 671,517	\$ 672,772
B.1.2. Strategy: BINGO EDUCATION AND DEVELOPMENT Provide Education and Training for Bingo Regulatory Requirements.	110,277	110,483
B.1.3. Strategy: BINGO LAW COMPLIANCE FIELD OPER Bingo Law Compliance Field Operations.	1,446,513	1,449,216
B.1.4. Strategy: BINGO PRIZE FEE COLLECTION & ACCT Bingo Prize Fee Collections and Accounting.	316,253	316,844
Total, Goal B: ENFORCE BINGO LAWS	\$ 2,544,560	\$ 2,549,315
Grand Total, TEXAS LOTTERY COMMISSION	\$ 257,858,502	\$ 254,037,844
Supplemental Appropriations Made in Riders:	\$ 14,480,500	\$ 14,480,500
Object-of-Expense Informational Listing:		
Salaries and Wages	\$ 22,742,687	\$ 22,743,278
Other Personnel Costs	446,480	446,480
Professional Fees and Services	6,124,713	6,032,329
Fuels and Lubricants	4,000	4,000
Consumable Supplies	208,808	208,808
Utilities	360,437	360,437
Travel	453,492	453,492
Rent - Building	5,085,321	5,088,211
Rent - Machine and Other	1,069,544	1,149,006
Other Operating Expense	220,807,899	215,862,928
Grants	14,480,500	14,480,500
Capital Expenditures	555,121	1,688,875
Total, Object-of-Expense Informational Listing	\$ 272,339,002	\$ 268,518,344
Estimated Allocations for Employee Benefits and Debt Service Appropriations Made Elsewhere in this Act:		
<u>Employee Benefits</u>		
Retirement	\$ 1,867,853	\$ 1,877,193
Group Insurance	3,864,631	3,930,080

TEXAS LOTTERY COMMISSION
(Continued)

Social Security	1,535,398	1,543,075
Benefits Replacement	34,472	29,302
Total, Estimated Allocations for Employee Benefits and Debt Service Appropriations Made Elsewhere in this Act	\$ 7,302,354	\$ 7,379,650

1. Performance Measure Targets. The following is a listing of the key performance target levels for the Texas Lottery Commission. It is the intent of the Legislature that appropriations made by this Act be utilized in the most efficient and effective manner possible to achieve the intended mission of the Texas Lottery Commission. In order to achieve the objectives and service standards established by this Act, the Texas Lottery Commission shall make every effort to attain the following designated key performance target levels associated with each item of appropriation.

	2020	2021
A. Goal: OPERATE LOTTERY		
Outcome (Results/Impact):		
Percent of Retailers Satisfied with Lottery Commission	96%	96%
State Revenue Received Per Advertising Dollar Expended	55.41	55.41
A.1.1. Strategy: LOTTERY OPERATIONS		
Output (Volume):		
Number of Retailer Business Locations Licensed	18,285	18,435
A.1.3. Strategy: MARKETING AND PROMOTION		
Efficiencies:		
Average Cost Per Survey Issued	1.07	1.09
A.1.8. Strategy: MASS MEDIA ADVERTISING CONTRACT(S)		
Output (Volume):		
Dollar Amount of Advertising Budget Spent on Other Advertising (Millions)	20.33	20.33
B. Goal: ENFORCE BINGO LAWS		
Outcome (Results/Impact):		
Percent of Complaints Referred for Disciplinary Action	3.99%	3.99%
Net Bingo Games Revenue Received by Charitable Organizations (in Millions)	30.5	30.5
Percentage of Organizations Who Met the Statutory Charitable Distribution Requirement	98%	98%
B.1.1. Strategy: BINGO LICENSING		
Output (Volume):		
Number of Licenses Issued	10,438	10,438
B.1.3. Strategy: BINGO LAW COMPLIANCE FIELD OPER		
Output (Volume):		
Number of Bingo Complaints Investigations Completed	158	158

2. Capital Budget. None of the funds appropriated above may be expended for capital budget items except as listed below. The amounts shown below shall be expended only for the purposes shown and are not available for expenditure for other purposes. Amounts appropriated above and identified in the provision as appropriations either for "Lease Payments to the Master Equipment Purchase Program" or for items with an "(MLPP)" notation shall be expended only for the purpose of making lease-purchase payments to the Texas Public Finance Authority pursuant to the provisions of Government Code §1232.103.

	2020	2021
a. Construction of Buildings and Facilities		
(1) Construction Required for TX Capital Complex Building	\$ 0	\$ 1,815,137
b. Acquisition of Information Resource Technologies		
(1) PC Lease/Computer Software	\$ 255,121	\$ 0
c. Acquisition of Capital Equipment and Items		
(1) Capitalized Lottery Drawing Equipment	\$ 300,000	\$ 0
d. Data Center Consolidation		
(1) Data Center Services	\$ 86,089	\$ 156,940
Total, Capital Budget	\$ 641,210	\$ 1,972,077

TEXAS LOTTERY COMMISSION
(Continued)

Method of Financing (Capital Budget):

GR Dedicated - Lottery Account No. 5025	\$ 641,210	\$ 1,972,077
Total, Method of Financing	<u>\$ 641,210</u>	<u>\$ 1,972,077</u>

3. **Operate Lottery.** Pursuant to Government Code, Chapter 466, appropriations made to Goal A, Operate Lottery, shall not exceed twelve percent of the gross revenue from the sale of lottery tickets. This appropriation shall be used for the administration of the lottery and for retailer commissions.
4. **Appropriation: Payment of Prizes.** In addition to the amounts appropriated above for the administration of the lottery and retailer commissions, there is hereby appropriated pursuant to Government Code, Chapter 466, out of the State Lottery Account in the General Revenue Fund, sufficient funds for the payment of prizes to the holders of winning tickets.
5. **Limitation: Pooled Reserve Fund.** Pursuant to Government Code, Chapter 466, the Executive Director of the Texas Lottery Commission shall maintain balances in a pooled reserve fund to cover the potential loss of state revenue as a result of lottery retailer defaults. The Executive Director of the Texas Lottery Commission shall transfer all pooled reserve fund revenues and balances that exceed \$5 million to the Foundation School Fund No. 193 monthly.
6. **Appropriations Limited to Revenue Collections.** Fees, fines, and other miscellaneous revenues as authorized and generated by the operation of charity bingo pursuant to Occupations Code §2001 shall cover, at a minimum, the cost of the appropriations made above for the strategy items in Goal B, Enforce Bingo Laws, as well as the "other direct and indirect costs" made elsewhere in this Act associated with this goal. Direct costs for the strategy items in Goal B, Enforce Bingo Laws are estimated to be \$2,554,560 in fiscal year 2020 and \$2,549,315 in fiscal year 2020 and "other direct and indirect costs" for Goal B, Enforce Bingo Laws, are estimated to be \$856,738 for fiscal year 2020 and \$858,528 for fiscal year 2021.

In the event that actual and/or projected revenue collections are insufficient to offset the costs identified by this provision, the Legislative Budget Board may direct that the Comptroller of Public Accounts reduce the appropriation authority provided above to be within the amount of revenue expected to be available.
7. **Petty Cash Fund Authorized.** The Texas Lottery Commission is authorized to establish a petty cash fund to be used by Commission employees for the purchase of evidence and/or information and other expenses deemed necessary for agency security and enforcement activities, including audits and expenses, incurred by auditing. The petty cash fund, not to exceed \$1,500, may be maintained in cash or at a local bank and shall be subject to such rules and regulations as the executive director may recommend and the commission may adopt.
8. **Local Bingo Prize Fees.** In addition to the amounts appropriated above in Strategy B.1.4, Bingo Prize Fee Collection and Accounting, bingo prize fees collected pursuant to Texas Occupations Code, Section 2001.502 for allocation to counties and municipalities as required by the Texas Occupations Code, Section 2001.503, are appropriated to the Texas Lottery Commission, estimated to be \$14,480,500 in fiscal year 2020 and \$14,480,500 in fiscal year 2021.
9. **Retailer Commissions.**
 - a. Pursuant to Government Code, Chapter 466, an amount equal to 5 percent of gross sales shall be made available for the purpose of paying retailer commissions.
 - b. The amounts included above in Strategy A.1.11, Retailer Commissions, include an estimated amount equal to one-half of one percent of gross sales each fiscal year that is in addition to the 5 percent retailer commission amount in subsection (a) above and may only be used for the purpose of paying sales performance retailer commissions. Any unobligated and unexpended balances of appropriations for the fiscal year ending August 31, 2020, are appropriated to the agency for the same purposes for the fiscal year beginning September 1, 2020. Prior to providing an additional retail commission above 5 percent of gross sales, the Texas Lottery Commission shall provide a report to the Governor and the Legislative Budget Board outlining the Texas Lottery Commission's plans to implement a retailer sales performance commission or similar sales performance incentive program and the projected benefits of the program to lottery ticket sales and state revenues.

TEXAS LOTTERY COMMISSION
(Continued)

- 10. Lottery Operator Contract.** The amounts included above in Strategy A.1.6, Lottery Operator Contract, are estimated appropriations out of the State Lottery Account in the General Revenue Fund and may only be used for payment of lottery operator contractual obligations. The estimated amount appropriated for fiscal year 2020 is an amount equal to 2.2099 percent of gross sales in fiscal year 2020; and the estimated amount appropriated in fiscal year 2021 is an amount equal to 2.0773 percent of gross sales in fiscal year 2021.
- 11. Appropriation of Increased Revenues.** In addition to the amounts appropriated above, there is hereby appropriated out of the State Lottery Account in the General Revenue Fund, an amount equal to 1.49 percent of the amount by which gross sales exceed \$5,893,653,000 in fiscal year 2020 and the amount by which gross sales exceed \$5,986,415,000 in fiscal year 2021 for the purpose of fulfilling contractual obligations and other administrative costs in administration of the Lottery. Any unexpended balances remaining from this appropriation as of August 31, 2020, are hereby appropriated for the same purposes for the fiscal year beginning September 1, 2020.
- a. **Notification of Planned Use of Funds.** Prior to the use of the funds appropriated by this rider, the agency shall submit to the Legislative Budget Board a report, in a manner prescribed by the Legislative Budget Board, outlining the planned use of the funds.
- b. **Reporting Requirement on Use of Funds.** The agency shall submit to the Legislative Budget Board, by December 1 each fiscal year, a report, in a manner prescribed by the Legislative Budget Board, that includes the following information:
- (1) the amounts of the funds appropriated by this rider that were expended in the previous fiscal year and the purpose of the expenditures; and
- (2) the amount of the funds that were lapsed at the end of the previous fiscal year.
- 12. Scratch Ticket Game Closure.** The commission shall provide a semi-annual report on April 1 and October 1 of each fiscal year, to the Legislative Budget Board detailing the number of scratch ticket games closed and the amount of time to end the sale of each game following closure.
- 13. Sale of Lottery.** None of the funds appropriated above may be spent for the purpose of exploring, investigating, negotiating, calculating, or otherwise taking any action that would result in selling the Texas Lottery.
- 14. Bingo Third Party Reimbursements.** Included in amounts appropriated above in Strategy B.1.3, Bingo Law Compliance Field Operations, is an estimated \$60,000 in fiscal year 2020 and \$60,000 in fiscal year 2021 from General Revenue-Dedicated Bingo Administration Account No. 5175 collected from third party reimbursements by the Bingo division in accordance with Texas Occupations Code §§2001.205(b), 2001.209(b), and 2001.560(d).
- 15. Limitations on Transfers.** Notwithstanding Article IX, §14.01, Appropriation Transfers of this Act, appropriations may not be transferred from Strategy A.1.7, Scratch Ticket Production Contract(s) to other strategies without prior written approval from the Legislative Budget Board.
- 16. Notification Requirement.** The agency shall notify the Legislative Budget Board, in a manner prescribed by the board, at least 30 calendar days before any amendment or change order is executed on the Lottery Operator Contract.

DEPARTMENT OF MOTOR VEHICLES

	For the Years Ending	
	August 31, 2020	August 31, 2021
Method of Financing:		
General Revenue Fund	\$ 12,835,851	\$ 12,835,851
Federal Reimbursements	\$ 743,750	\$ 743,750
Texas Department of Motor Vehicles Fund Account No. 010	<u>\$ 142,902,248</u>	<u>\$ 139,315,276</u>
Total, Method of Financing	<u>\$ 156,481,849</u>	<u>\$ 152,894,877</u>

DEPARTMENT OF MOTOR VEHICLES
(Continued)

This bill pattern represents an estimated 100% of this agency's estimated total available funds for the biennium.

Number of Full-Time-Equivalents (FTE):	800.0	800.0
Schedule of Exempt Positions:		
Executive Director, Group 7	\$202,739	\$202,739
Items of Appropriation:		
A. Goal: OPTIMIZE SERVICES AND SYSTEMS		
A.1.1. Strategy: TITLES, REGISTRATIONS, AND PLATES	\$ 71,703,123	\$ 71,964,546
Provide Title, Registration, and Specialty License Plate Services.		
A.1.2. Strategy: VEHICLE DEALER LICENSING	4,169,189	4,182,971
Motor Vehicle Dealer Licensing.		
A.1.3. Strategy: MOTOR CARRIER PERMITS & CREDENTIALS	9,270,184	9,152,569
A.1.4. Strategy: TECHNOLOGY ENHANCEMENT & AUTOMATION	9,306,276	2,714,575
A.1.5. Strategy: CUSTOMER CONTACT CENTER	<u>3,327,875</u>	<u>3,269,094</u>
Total, Goal A: OPTIMIZE SERVICES AND SYSTEMS	\$ 97,776,647	\$ 91,283,755
B. Goal: PROTECT THE PUBLIC		
B.1.1. Strategy: ENFORCEMENT	\$ 7,467,087	\$ 7,117,718
Conduct Investigations and Enforcement Activities.		
B.2.1. Strategy: AUTOMOBILE THEFT PREVENTION	<u>12,835,851</u>	<u>12,835,851</u>
Motor Vehicle Burglary and Theft Prevention.		
Total, Goal B: PROTECT THE PUBLIC	\$ 20,302,938	\$ 19,953,569
C. Goal: INDIRECT ADMINISTRATION		
C.1.1. Strategy: CENTRAL ADMINISTRATION	\$ 8,220,092	\$ 8,247,265
C.1.2. Strategy: INFORMATION RESOURCES	26,935,545	26,061,492
C.1.3. Strategy: OTHER SUPPORT SERVICES	<u>3,246,627</u>	<u>7,348,796</u>
Total, Goal C: INDIRECT ADMINISTRATION	\$ 38,402,264	\$ 41,657,553
Grand Total, DEPARTMENT OF MOTOR VEHICLES	<u>\$ 156,481,849</u>	<u>\$ 152,894,877</u>
Object-of-Expense Informational Listing:		
Salaries and Wages	\$ 44,243,841	\$ 44,243,840
Other Personnel Costs	1,223,201	1,223,201
Professional Fees and Services	25,347,986	17,545,846
Fuels and Lubricants	81,000	81,000
Consumable Supplies	1,155,911	1,155,911
Utilities	4,715,298	5,393,798
Travel	558,470	558,470
Rent - Building	899,040	899,040
Rent - Machine and Other	346,761	346,761
Other Operating Expense	65,216,723	68,753,392
Grants	12,293,618	12,293,618
Capital Expenditures	<u>400,000</u>	<u>400,000</u>
Total, Object-of-Expense Informational Listing	<u>\$ 156,481,849</u>	<u>\$ 152,894,877</u>
Estimated Allocations for Employee Benefits and Debt Service Appropriations Made Elsewhere in this Act:		
<u>Employee Benefits</u>		
Retirement	\$ 3,551,224	\$ 3,568,980
Group Insurance	7,392,870	7,468,116
Social Security	2,877,399	2,891,786
Benefits Replacement	<u>59,693</u>	<u>50,739</u>
Total, Estimated Allocations for Employee Benefits and Debt Service Appropriations Made Elsewhere in this Act	<u>\$ 13,881,186</u>	<u>\$ 13,979,621</u>

DEPARTMENT OF MOTOR VEHICLES
(Continued)

1. Performance Measure Targets. The following is a listing of the key performance target levels for the Department of Motor Vehicles. It is the intent of the Legislature that appropriations made by this Act be utilized in the most efficient and effective manner possible to achieve the intended mission of the Department of Motor Vehicles. In order to achieve the objectives and service standards established by this Act, the Department of Motor Vehicles shall make every effort to attain the following designated key performance target levels associated with each item of appropriation.

	2020	2021
A. Goal: OPTIMIZE SERVICES AND SYSTEMS		
A.1.1. Strategy: TITLES, REGISTRATIONS, AND PLATES		
Output (Volume):		
Number of Vehicle Titles Issued	8,135,281	8,388,663
Total Number of Registered Vehicles	25,574,805	25,947,803
A.1.2. Strategy: VEHICLE DEALER LICENSING		
Output (Volume):		
Number of Motor Vehicle and Salvage Industry Licenses Issued	21,000	21,000
A.1.3. Strategy: MOTOR CARRIER PERMITS & CREDENTIALS		
Output (Volume):		
Number of Oversize/Overweight Permits Issued	745,000	765,000
Number of Motor Carrier Credentials Issued	64,000	64,000
B. Goal: PROTECT THE PUBLIC		
B.1.1. Strategy: ENFORCEMENT		
Output (Volume):		
Number of Motor Vehicle Consumer Cases Closed (Lemon Law)	400	400
Number of Non-Lemon Law Cases Closed	10,000	10,000
Efficiencies:		
Average Number of Weeks to Close a Motor Vehicle Case (Lemon Law)	23	23
B.2.1. Strategy: AUTOMOBILE THEFT PREVENTION		
Explanatory:		
Number of Stolen Vehicles Recovered by Automobile Burglary and Theft Prevention Authority Grant Funded Programs	11,758	12,934

2. Capital Budget. None of the funds appropriated above may be expended for capital budget items except as listed below. The amounts shown below shall be expended only for the purposes shown and are not available for expenditure for other purposes. Amounts appropriated above and identified in this provision as appropriations either for "Lease Payments to the Master Lease Purchase Program" or for items with a "(MLPP)" notation shall be expended only for the purpose of making lease-purchase payments to the Texas Public Finance Authority pursuant to the provisions of Government Code §1232.103.

	2020	2021
a. Repair or Rehabilitation of Buildings and Facilities		
(1) Regional Service Centers Maintenance	\$ 250,000	\$ 250,000
b. Acquisition of Information Resource Technologies		
(1) TxDMV Automation System	\$ 6,566,078	\$ 0
(2) Growth and Enhancements - Agency Operations Support	807,498	807,498
(3) Technology Replacement & Upgrades - Regional Support for County Tax Assessor-Collector Offices.	5,000,000	5,025,000
(4) PC Replacement	225,800	225,800
(5) Consumer Protection and Enforcement Tracking	470,000	97,500
(6) Application Improvement and Automation	1,000,000	0
Total, Acquisition of Information Resource Technologies	\$ 14,069,376	\$ 6,155,798
c. Transportation Items		
(1) Transportation - Replacement Vehicles	\$ 90,000	\$ 90,000

DEPARTMENT OF MOTOR VEHICLES
(Continued)

d. Data Center Consolidation		
(1) Data Center Consolidation	\$ 10,025,795	\$ 10,562,233
(2) Infrastructure Improvements	<u>850,000</u>	<u>850,000</u>
Total, Data Center Consolidation	\$ 10,875,795	\$ 11,412,233
e. Cybersecurity		
(1) Cybersecurity Initiative Projects	<u>\$ 400,000</u>	<u>\$ 0</u>
Total, Capital Budget	<u>\$ 25,685,171</u>	<u>\$ 17,908,031</u>
Method of Financing (Capital Budget):		
Texas Department of Motor Vehicles Fund Account No. 010	<u>\$ 25,685,171</u>	<u>\$ 17,908,031</u>
Total, Method of Financing	<u>\$ 25,685,171</u>	<u>\$ 17,908,031</u>

- 3. Appropriation of Special License Plate Fees.** Out of amounts appropriated above to the Department of Motor Vehicles from the Texas Department of Motor Vehicles Fund in Strategy A.1.1, Titles, Registrations, and Plates, the amounts of \$5,036,637 in fiscal year 2020 and \$5,036,637 in fiscal year 2021 are for the purpose of making contract payments to the vendor selected by the Department of Motor Vehicles for the marketing and sale of personalized and specialty license plates pursuant to Transportation Code §§504.851 and 504.852 from fees collected from the sale of personalized and specialty license plates. In addition to amounts appropriated above in Strategy A.1.1, Titles, Registrations, and Plates, any additional fees collected from the sale of personalized and specialty license plates (Object Code 3014) and deposited to the credit of the Texas Department of Motor Vehicles Fund for the purposes of making contract payments to the vendor selected by the Department of Motor Vehicles for the marketing and sale of personalized and specialty license plates are appropriated for the same purpose. Any unobligated or unexpended balances of these funds remaining as of August 31, 2020, are appropriated in the fiscal year beginning September 1, 2020, for the same purpose.
- 4. Unexpended Balance and Capital Authority: TxDMV Automation Systems.** In addition to amounts appropriated above for the TxDMV Automation System capital budget item in Rider 2, Capital Budget, any unexpended balances remaining as of August 31, 2019 (estimated to be \$0), from appropriations made to the Department of Motor Vehicles in Strategy A.1.4, Technology Enhancement and Automation, for the state fiscal biennium ending August 31, 2019, for the TxDMV Automation System capital budget project are appropriated for the same purpose in the state fiscal biennium beginning September 1, 2019.
- 5. Texas Department of Motor Vehicles Fund Report.** The Department of Motor Vehicles shall provide to the Legislative Budget Board, in the format prescribed by the Legislative Budget Board, an annual report of revenue collections, expenditures, and fund balances in the Texas Department of Motor Vehicles Fund No. 10.
- 6. Unexpended Balance Appropriation: Federal Grants and State Matching Funds.** In addition to amounts appropriated above to the Department of Motor Vehicles, any unexpended balances of funds from federal grants remaining on August 31, 2019, from appropriations made to the Department of Motor Vehicles for the fiscal biennium ending August 31, 2019, including balances remaining from appropriations of state matching funds required under federal contracts, (estimated to be \$0) are appropriated in the state fiscal biennium beginning September 1, 2019, for the same purposes.
- 7. Unexpended Balance Appropriation: TxDMV Headquarters Security and Badge System.** In addition to amounts appropriated above, any unexpended balances remaining as of August 31, 2019, from appropriations made to the Department of Motor Vehicles from the Texas Department of Motor Vehicles Fund for the fiscal biennium ending August 31, 2019, for the TxDMV Headquarters Security and Badge System capital budget project (estimated to be \$0) are appropriated for the same purpose in the state fiscal biennium beginning September 1, 2019.
- 8. Unexpended Balance Appropriation: TxDMV Headquarters Maintenance Projects.** In addition to amounts appropriated above, any unexpended balances of appropriations remaining as of August 31, 2019, from appropriations made to the Department of Motor Vehicles in Strategy C.1.3, Other Support Services, for the fiscal biennium ending August 31, 2019, for the TxDMV Headquarters Maintenance Projects capital budget project (estimated to be \$0) are appropriated for the same purpose in the state fiscal biennium beginning September 1, 2019.

DEPARTMENT OF MOTOR VEHICLES
(Continued)

9. Sunset Contingency. Funds appropriated above for fiscal year 2021 for the Department of Motor Vehicles are made contingent on the continuation of the Department of Motor Vehicles by the Eighty-sixth Legislature, Regular Session, 2019. In the event that the agency is not continued, the funds appropriated above for fiscal year 2020, or as much thereof as may be necessary, are to be used to provide for the phase out of the agency operations.

10. Unexpended Balances Within the Biennium. Any unexpended balances as of August 31, 2020, in appropriations made to the Department of Motor Vehicles are appropriated for the same purposes for the fiscal year beginning September 1, 2020.

DEPARTMENT OF TRANSPORTATION

	For the Years Ending	
	August 31, 2020	August 31, 2021
Method of Financing:		
<u>General Revenue Fund</u>		
General Revenue Fund	\$ 1,708,059	\$ 1,208,059
General Revenue - Insurance Companies Maintenance Tax and Insurance Department Fees	730,218	730,218
Subtotal, General Revenue Fund	\$ 2,438,277	\$ 1,938,277
<u>Federal Funds</u>		
Federal Funds	\$ 58,686,319	\$ 58,365,538
Federal Reimbursements	5,686,805,241	5,511,401,252
Subtotal, Federal Funds	\$ 5,745,491,560	\$ 5,569,766,790
<u>Other Funds</u>		
State Highway Fund No. 006, estimated	\$ 4,334,130,622	\$ 4,145,755,320
State Highway Fund No. 006 - Proposition 1, 2014, estimated	2,097,712,313	1,805,150,657
State Highway Fund No. 006 - Proposition 7, 2015, estimated	2,500,000,000	2,500,000,000
State Highway Fund No. 006 - Toll Revenue, estimated	146,999,576	128,555,290
State Highway Fund No. 006 - Concession Fees, estimated	22,687,845	11,529,522
Texas Mobility Fund No. 365, estimated	126,689,581	99,752,933
State Highway Fund - Debt Service, estimated	403,393,532	403,386,984
Texas Mobility Fund - Debt Service, estimated	360,125,240	367,552,152
Interagency Contracts	4,500,000	4,500,000
Subtotal, Other Funds	\$ 9,996,238,709	\$ 9,466,182,858
Total, Method of Financing	\$ 15,744,168,546	\$ 15,037,887,925
Other Direct and Indirect Costs Appropriated Elsewhere in this Act	\$ 418,505	\$ 419,351
This bill pattern represents an estimated 92% of this agency's estimated total available funds for the biennium.		
Number of Full-Time-Equivalents (FTE):	12,527.0	12,527.0
Schedule of Exempt Positions:		
Executive Director, Group 9	\$344,000	\$344,000
Commissioner	(5) 16,805	(5) 16,805
Items of Appropriation:		
A. Goal: PROJECT DEVELOPMENT AND DELIVERY		
A.1.1. Strategy: PLAN/DESIGN/MANAGE	\$ 483,158,329	\$ 476,893,117
In-house Planning, Design, and Management of Transportation Projects.		
A.1.2. Strategy: CONTRACTED PLANNING AND DESIGN	478,459,672	478,459,672
Contracted Planning and Design of Transportation Projects.		& UB

DEPARTMENT OF TRANSPORTATION
(Continued)

A.1.3. Strategy: RIGHT-OF-WAY ACQUISITION Optimize Timing of Transportation Right-of-way Acquisition.	887,293,874	826,393,874 & UB
A.1.4. Strategy: CONSTRUCTION CONTRACTS Construction of Transportation System and Facilities. Estimated.	2,514,284,514	3,588,638,651 & UB
A.1.5. Strategy: MAINTENANCE CONTRACTS Contracts for Transportation System Maintenance. Estimated.	2,823,156,529	1,941,849,756 & UB
A.1.6. Strategy: PROPOSITION 1, 2014 Proposition 1 (2014) Funds for Non-tolled Public Roadways. Estimated.	2,097,712,313	1,805,150,657 & UB
A.1.7. Strategy: PROPOSITION 7, 2015 Proposition 7 (2015) Funds for Non-tolled Public Roadways. Estimated.	2,199,622,190	2,203,783,368 & UB
A.1.8. Strategy: CONSTRUCTION GRANTS & SERVICES Grants, Loans, Pass-through Payments, and Other Services. Estimated.	552,886,624	184,478,140 & UB
Total, Goal A: PROJECT DEVELOPMENT AND DELIVERY	\$ 12,036,574,045	\$ 11,505,647,235
B. Goal: ROUTINE SYSTEM MAINTENANCE Routine Transportation System Maintenance.		
B.1.1. Strategy: CONTRACTED ROUTINE MAINTENANCE Contract for Routine Transportation System Maintenance.	\$ 1,000,904,407	\$ 883,078,618 & UB
B.1.2. Strategy: ROUTINE MAINTENANCE Provide for State Transportation System Routine Maintenance/Operations.	735,205,487	730,337,300 & UB
B.1.3. Strategy: FERRY OPERATIONS Operate Ferry Systems in Texas.	53,842,396	54,663,644 & UB
Total, Goal B: ROUTINE SYSTEM MAINTENANCE	\$ 1,789,952,290	\$ 1,668,079,562
C. Goal: OPTIMIZE SERVICES AND SYSTEMS		
C.1.1. Strategy: PUBLIC TRANSPORTATION Support and Promote Public Transportation.	\$ 102,148,935	\$ 103,445,742 & UB
C.2.1. Strategy: TRAFFIC SAFETY	61,338,885	61,364,723 & UB
C.3.1. Strategy: TRAVEL INFORMATION	19,506,149	19,792,979 & UB
C.4.1. Strategy: RESEARCH Fund Research and Development to Improve Transportation Operations.	25,424,473	25,425,263
C.5.1. Strategy: AVIATION SERVICES Support and Promote General Aviation.	88,727,809	88,682,121 & UB
C.6.1. Strategy: GULF WATERWAY Support the Gulf Intracoastal Waterway.	932,694	932,793 & UB
Total, Goal C: OPTIMIZE SERVICES AND SYSTEMS	\$ 298,078,945	\$ 299,643,621
D. Goal: ENHANCE RAIL TRANSPORTATION		
D.1.1. Strategy: RAIL PLAN/DESIGN/MANAGE	\$ 3,010,392	\$ 3,011,875
D.1.2. Strategy: CONTRACT RAIL PLAN/DESIGN Contract for Planning and Design of Rail Transportation Infrastructure.	3,500,000	3,500,000 & UB
D.1.3. Strategy: RAIL CONSTRUCTION	2,964,894	2,464,894 & UB
D.1.4. Strategy: RAIL SAFETY Ensure Rail Safety through Inspection and Public Education.	1,208,059	1,208,059
Total, Goal D: ENHANCE RAIL TRANSPORTATION	\$ 10,683,345	\$ 10,184,828
E. Goal: INDIRECT ADMINISTRATION		
E.1.1. Strategy: CENTRAL ADMINISTRATION	\$ 88,879,557	\$ 90,151,652
E.1.2. Strategy: INFORMATION RESOURCES	183,439,391	154,147,687
E.1.3. Strategy: OTHER SUPPORT SERVICES	44,290,651	44,427,222
Total, Goal E: INDIRECT ADMINISTRATION	\$ 316,609,599	\$ 288,726,561

DEPARTMENT OF TRANSPORTATION
(Continued)

F. Goal: DEBT SERVICE PAYMENTS

Debt Service Payments for Bonds, Notes, and Other Credit Agreements.

F.1.1. Strategy: GENERAL OBLIGATION BONDS General Obligation Bond Debt Service Payments.	\$ 311,851,721	\$ 307,377,162 & UB
F.1.2. Strategy: STATE HIGHWAY FUND BONDS State Highway Fund Bond Debt Service Payments.	428,246,850	428,240,302 & UB
F.1.3. Strategy: TEXAS MOBILITY FUND BONDS Texas Mobility Fund Bond Debt Service Payments.	381,984,330	389,403,842 & UB
F.1.4. Strategy: OTHER DEBT SERVICE Other Debt Service Payments.	500,000	500,000 & UB
	<hr/>	<hr/>
Total, Goal F: DEBT SERVICE PAYMENTS	\$ 1,122,582,901	\$ 1,125,521,306

G. Goal: DEVELOP TOLL SUBACCOUNT PROJECTS

Develop Transportation Projects through Toll Project Subaccount Funds.

G.1.1. Strategy: PLAN/DESIGN/MANAGE - SUBACCOUNT Plan, Design, and Manage Projects with Regional Toll Revenue Funds.	\$ 4,500,000	\$ 4,500,000
G.1.2. Strategy: CONTRACTED PLAN/DESIGN - SUBACCOUNT Contracted Planning/Design of Projects with Regional Toll Revenue.	4,000,000	4,000,000 & UB
G.1.3. Strategy: RIGHT-OF-WAY - SUBACCOUNT Optimize Timing of ROW Acquisition with Regional Toll Revenue.	12,500,000	12,500,000 & UB
G.1.4. Strategy: CONSTRUCTION CONTRACTS - SUBACCOUNT Construction Contract Payments from Regional Toll Revenue.	148,687,421	119,084,812 & UB
	<hr/>	<hr/>
Total, Goal G: DEVELOP TOLL SUBACCOUNT PROJECTS	\$ 169,687,421	\$ 140,084,812

Grand Total, DEPARTMENT OF TRANSPORTATION	\$ 15,744,168,546	\$ 15,037,887,925
--	--------------------------	--------------------------

Supplemental Appropriations Made in Riders:	\$ 326,000,000	\$ 0
--	----------------	------

Object-of-Expense Informational Listing:

Salaries and Wages	\$ 720,552,170	\$ 720,552,170
Other Personnel Costs	29,428,079	29,480,092
Professional Fees and Services	1,157,240,397	1,132,335,107
Fuels and Lubricants	25,656,750	25,866,950
Consumable Supplies	6,990,086	6,990,607
Utilities	41,045,668	41,201,783
Travel	9,614,297	9,649,425
Rent - Building	4,566,076	4,622,953
Rent - Machine and Other	21,191,324	21,192,439
Debt Service	1,126,282,901	1,144,621,306
Other Operating Expense	1,420,426,059	1,396,018,533
Client Services	2,812,894	2,812,894
Grants	613,798,499	282,210,261
Capital Expenditures	<u>10,890,563,346</u>	<u>10,220,333,405</u>

Total, Object-of-Expense Informational Listing	\$ 16,070,168,546	\$ 15,037,887,925
---	--------------------------	--------------------------

Estimated Allocations for Employee Benefits and Debt Service Appropriations Made Elsewhere in this Act:

Employee Benefits

Retirement	\$ 63,367,908	\$ 63,684,747
Group Insurance	218,179,237	223,443,511
Social Security	52,189,321	52,450,268
Benefits Replacement	<u>1,067,369</u>	<u>907,264</u>

Subtotal, Employee Benefits	\$ 334,803,835	\$ 340,485,790
-----------------------------	----------------	----------------

DEPARTMENT OF TRANSPORTATION
(Continued)

Debt Service

TPFA GO Bond Debt Service \$ 11,139,346 \$ 10,204,788

Total, Estimated Allocations for Employee Benefits and Debt Service Appropriations Made Elsewhere in this Act

\$ 345,943,181 \$ 350,690,578

- 1. Performance Measure Targets.** The following is a listing of the key performance target levels for the Department of Transportation. It is the intent of the Legislature that appropriations made by this Act be utilized in the most efficient and effective manner possible to achieve the intended mission of the Department of Transportation. In order to achieve the objectives and service standards established by this Act, the Department of Transportation shall make every effort to attain the following designated key performance target levels associated with each item of appropriation.

	2020	2021
A. Goal: PROJECT DEVELOPMENT AND DELIVERY		
Outcome (Results/Impact):		
Percent of Design Projects Delivered on Time	83%	84%
Percent of Construction Projects Completed on Budget	85%	85%
Percent of Two-lane Highways 26 Feet or Wider in Paved Width	48.7%	48.9%
Percent of Construction Projects Completed on Time	65%	65%
A.1.1. Strategy: PLAN/DESIGN/MANAGE		
Output (Volume):		
Number of Construction Project Preliminary Engineering Plans Completed	760	606
Dollar Volume of Construction Contracts Awarded in Fiscal Year (Millions)	5,500	5,500
Number of Projects Awarded	846	846
B. Goal: ROUTINE SYSTEM MAINTENANCE		
Outcome (Results/Impact):		
Bridge Inventory Condition Score	88.97	88.95
Percent of Highway Pavements in Good or Better Condition	90%	90%
Statewide Maintenance Assessment Program Condition Score	76	76
Statewide Traffic Assessment Program Condition Score	88.3	88.3
B.1.1. Strategy: CONTRACTED ROUTINE MAINTENANCE		
Output (Volume):		
Number of Lane Miles Contracted for Resurfacing	21,773	21,773
B.1.2. Strategy: ROUTINE MAINTENANCE		
Output (Volume):		
Number of Highway Lane Miles Resurfaced by State Forces	7,900	7,900
C. Goal: OPTIMIZE SERVICES AND SYSTEMS		
Outcome (Results/Impact):		
Percent Change in the Number of Small Urban and Rural Transit Trips	1%	1%
Number of Fatalities Per 100,000,000 Miles Traveled	1.4	1.41
Percent of General Aviation Airport Runways in Good or Excellent Condition	78%	78%
C.5.1. Strategy: AVIATION SERVICES		
Output (Volume):		
Number of Grants Approved for Airports Selected for Financial Assistance	60	60
D. Goal: ENHANCE RAIL TRANSPORTATION		
D.1.4. Strategy: RAIL SAFETY		
Output (Volume):		
Number of Federal Railroad Administration (FRA) Units Inspected	119,000	119,000

- 2. Capital Budget.** None of the funds appropriated above may be expended for capital budget items except as listed below. The amounts shown below shall be expended only for the purposes shown and are not available for expenditure for other purposes. Amounts appropriated above and identified in this provision as appropriations either for "Lease Payments to the Master Lease Purchase Program" or for items with an "(MLPP)" notation shall be expended only for the purpose of making lease-purchase payments to the Texas Public Finance Authority pursuant to the provisions of Government Code, §1232.103.

The Department of Transportation shall submit to the Legislative Budget Board, in the format prescribed by the Legislative Budget Board, an annual report of expenditures made under this authority no later than 10 days after September 1 of each year. The report shall identify any changes to the amounts budgeted for items listed below, including but not limited to

DEPARTMENT OF TRANSPORTATION
(Continued)

appropriations transfers into or out of each item, actual or anticipated lapses of capital budget appropriations, expenditures for additional capital budget items not listed below, and any unexpended balances of capital budget appropriations for fiscal year 2020 that are not lapsed and are appropriated in fiscal year 2021 pursuant to Article IX, §14.03, of this Act.

	<u>2020</u>	<u>2021</u>
a. Acquisition of Land and Other Real Property		
(1) Dredge Disposal Sites	\$ 650,000	\$ 650,000
(2) Land for Construction of Buildings	<u>45,000,000</u>	<u>UB</u>
Total, Acquisition of Land and Other Real Property	\$ 45,650,000	\$ 650,000
b. Construction of Buildings and Facilities		
(1) Facilities Master Plan Projects	\$ 58,000,000	\$ UB
c. Repair or Rehabilitation of Buildings and Facilities		
(1) Deferred Maintenance	\$ 28,500,000	\$ UB
d. Acquisition of Information Resource Technologies		
(1) Technology Replacements and Upgrades	\$ 4,827,911	\$ 4,282,931
(2) PC Replacement	4,043,142	4,245,299
(3) Modernize Portfolio, Project and Workflow Management (MPPM)	29,975,000	25,394,000
(4) Enterprise Information Management	11,070,715	11,457,115
(5) Information and Systems Modernization	<u>35,802,441</u>	<u>21,918,323</u>
Total, Acquisition of Information Resource Technologies	\$ 85,719,209	\$ 67,297,668
e. Transportation Items	10,500,000	6,500,000
f. Acquisition of Capital Equipment and Items	56,900,000	56,900,000
g. Data Center Consolidation		
(1) Data Center Consolidation	\$ 29,955,543	\$ 30,861,553
h. Centralized Accounting and Payroll/Personnel System (CAPPS)		
(1) Centralized Accounting & Payroll/Personnel System (CAPPS)	\$ 7,125,296	\$ 7,189,633
(2) PeopleSoft Licenses	315,265	315,265
(3) CAPPS Upgrades and Improvements	<u>9,236,434</u>	<u>UB</u>
Total, Centralized Accounting and Payroll/Personnel System (CAPPS)	\$ 16,676,995	\$ 7,504,898
i. Cybersecurity		
(1) Cybersecurity Initiative Projects	<u>\$ 17,274,612</u>	<u>\$ UB</u>
Total, Capital Budget	<u>\$ 349,176,359</u>	<u>\$ 169,714,119</u>
Method of Financing (Capital Budget):		
State Highway Fund No. 006	<u>\$ 349,176,359</u>	<u>\$ 169,714,119</u>
Total, Method of Financing	<u>\$ 349,176,359</u>	<u>\$ 169,714,119</u>

3. Transfer Authority.

- a. Notwithstanding the appropriation transfer provisions in Article IX, §14.01, of this Act, appropriations may be transferred among Strategies A.1.2, Contracted Planning and Design, A.1.3, Right-of-Way Acquisition, A.1.4, Construction Contracts, A.1.5, Maintenance Contracts, and A.1.8, Construction Grants & Services, in an amount not to exceed five percent of the appropriation item from which the transfer is made for the fiscal year. No appropriations may be transferred out of any strategy identified in this subsection to any strategy not identified in this subsection without prior authorization from the Legislative

DEPARTMENT OF TRANSPORTATION
(Continued)

Budget Board. The Department of Transportation shall submit to the Legislative Budget Board a quarterly report of appropriation transfers made under the authority of this subsection.

- b. Subject to the appropriation transfer provisions in Article IX, §14.01, of this Act, appropriations may be transferred out of any strategy not identified in subsection (a) of this rider into any strategy identified in subsection (a).
 - c. The Department of Transportation may submit to the Legislative Budget Board a request to exceed the appropriation transfer limitations specified by this rider, in a format prescribed by the Legislative Budget Board, that provides information regarding the purposes and the projected impact of the transfers on transportation projects and future appropriation needs. A request submitted under this provision shall be considered to be approved unless the Legislative Budget Board issues a written disapproval within 30 business days after the date on which the staff of the Legislative Budget Board concludes its review of the request to transfer appropriations and forwards its review to the Chair of the House Appropriations Committee, Chair of the Senate Finance Committee, Speaker of the House, and Lieutenant Governor. Additional information requested by the Legislative Budget Board regarding a request submitted by the Department of Transportation pursuant to this rider shall be provided in a timely manner. Notwithstanding any provision to the contrary in this subsection, the Legislative Budget Board is authorized to suspend the approval of a request at any time pending the receipt of additional information requested of the Department of Transportation.
4. **Magazine Appropriations.** The Department of Transportation is directed to set subscription rates and other charges for Texas Highways Magazine at a level that will generate receipts approximately sufficient to cover the costs incurred in the production and distribution of the magazine. In addition to funds appropriated above, the department is hereby appropriated to Strategy C.3.1, Travel Information, any magazine revenues generated above \$4,300,000 in fiscal year 2020 and \$4,300,000 in fiscal year 2021. Funds may be utilized only for the purpose of magazine costs. The Department of Transportation may transfer revenues available from prior years subscription fees to Strategy C.3.1, Travel Information, in the event of unforeseen or unusual expenditures associated with the production costs of the Texas Highways Magazine. The Department of Transportation is hereby appropriated all revenue collected from the sale of promotional items as authorized by Transportation Code §204.009.
 5. **Limitation on Residences.** None of the funds appropriated herein above may be expended for the purchase, construction, or maintenance of residences for employees of the Department of Transportation except maintenance camps in isolated areas.
 6. **Refunds and Lawsuit Costs.** Any necessary amounts appropriated above may be used by the Department of Transportation to pay refunds authorized by law and to pay judgments, settlements, and other costs associated with lawsuits involving the department, including suits involving right-of-way acquisition or inverse condemnation.
 7. **Minimum Wage Contracts.** In contracting for maintenance and construction contract work with the private sector from funds appropriated above, the Department of Transportation shall require that contractors and subcontractors are paying all employees and contract labor at a rate at least equal to the federal minimum wage. The department shall withhold payments to contractors until their contractual obligations for paying employees and the contract labor have been fulfilled.
 8. **Aviation Services Appropriations.** In addition to amounts appropriated above, any unexpended and unobligated balances of appropriations made to the Department of Transportation from State Highway Fund No. 006 for airport development grants in the 2018-19 biennium in Strategy C.5.1, Aviation Services, remaining as of August 31, 2019 (estimated to be \$0), are appropriated to Strategy C.5.1, Aviation Services, for the fiscal biennium beginning September 1, 2019, for the same purpose.
 9. **Trust Fund 927.** The Department of Transportation is hereby authorized to receive and hold funds in Trust Fund No. 927 (county or political subdivision road participation account) from governmental and private entities for purposes of reimbursing State Highway Fund No. 006 for expenses incurred with transportation projects, including highway and aviation.
 10. **State Highway Fund Reimbursement.** To the extent that funds are made available from local governments under Transportation Code §22.055(b), the department is hereby appropriated

DEPARTMENT OF TRANSPORTATION
(Continued)

amounts as necessary from State Highway Fund No. 006 for purposes authorized by Chapter 22 of the Texas Transportation Code. Funds made available to the department under Transportation Code §22.055(b) are to be used only for the purpose of reimbursing State Highway Fund No. 006.

11. District Discretionary Funds.

- a. Out of the funds appropriated above in Goal A, Project Development and Delivery, the Department of Transportation shall allocate a minimum of \$2.5 million for each district to the State District Discretionary Category each fiscal year. In addition, the Department of Transportation shall submit to the Legislative Budget Board and the Governor an annual report no later than November 1st each fiscal year detailing the amount of District Discretionary category funds used by each district for project cost overruns.
- b. Out of the funds appropriated above in Goal A, Project Development and Delivery, the Department of Transportation shall allocate, in addition to the allocations made under subsection (a) of this rider, funds to fund improvements designed to facilitate traffic related to motor vehicles, cargo, and rail, and improve the efficiency of border inspection and security processes at land ports of entry located within 25 miles of the Texas-Mexico border. In making allocations under this subsection, the department shall consider factors related to the movement of people and goods through the land border ports of entry within the boundaries of the state, including but not limited to the number of incoming commercial trucks and railcars, the number of incoming personal motor vehicles and buses, the weight of incoming cargo by commercial trucks, and the number of land border ports of entry.

12. Travel Information. If the department determines that it cannot meet anticipated production and distribution for the Texas State Travel Guide and related travel literature from funds appropriated in Strategy C.3.1, Travel Information, the department shall transfer sufficient funds to meet the demand for each year of the biennium from any Strategy except that no transfers shall be made into Strategy C.3.1, Travel Information, from Strategy A.1.2, Contracted Planning and Design, Strategy A.1.3, Right-of-Way Acquisition, Strategy A.1.4, Construction Contracts, Strategy A.1.5, Maintenance Contracts, Strategy A.1.8, Construction Grants and Services, strategies in Goal F, Debt Service Payments, and strategies in Goal G, Develop Toll Subaccount Projects.

13. Full-Time Equivalent: Summer Hire Program. Full-Time-Equivalent (FTE) positions associated with the Summer Hire Program of the Department of Transportation, in an amount not to exceed 1,200 FTEs, shall be exempt from the Article IX provision establishing a limitation on state agency employment levels for the third and fourth quarters of each fiscal year. This provision will not change the "Number of Full-Time-Equivalents (FTE)" listed elsewhere in this Act. The Department of Transportation shall provide to the Legislative Budget Board, the Governor, and the State Auditor's Office a report of the number of FTEs associated with the Summer Hire Program each fiscal year. Out of individuals hired for the Summer Hire Program, the department shall hire no less than 10 interns each year for the Texas Prefreshman Engineering Program (TexPREP).

14. Reporting Requirements.

- a. **Trade Transportation Activities.** The Department of Transportation shall provide a report to the department's border district legislators and to the respective metropolitan planning organizations on the department's trade transportation activities in such border districts during the 2020-21 biennium. The department shall report annually no later than January 1, each year of the biennium. The report shall also be provided to the Governor and the Legislative Budget Board.
- b. **Cash Forecast.** In addition to other information that might be requested by the Legislative Budget Board, the Department of Transportation shall submit to the Legislative Budget Board, in the format prescribed by the Legislative Budget Board, a monthly cash forecast report to the Legislative Budget Board and the Governor on state and federal funds received in State Highway Fund No. 006 as specified by the Legislative Budget Board. At any time, if the department becomes aware of any variances to estimated amounts appropriated above out of state and federal funds received in State Highway Fund No. 006, the department shall immediately notify the Legislative Budget Board and the Governor in writing specifying the affected funds and the reason for the anticipated change. The monthly cash forecast report shall include detailed explanations of the causes and effects of current and anticipated fluctuations in the cash balance.

DEPARTMENT OF TRANSPORTATION
(Continued)

- c. **Project Status Report.** The Department of Transportation shall provide to each member of the House and Senate, unless a member requests it not be provided, a status report on all highway construction projects, airport projects, rail projects, toll road projects, turnpike projects, toll authorities, regional mobility authorities, and toll road conversion projects by legislative district, currently under contract or awaiting funding. The report shall include projects that would be funded fully or in part by state, federal, or toll funds. The report shall be filed prior to January 1, each fiscal year. In addition, 90 days prior to any loan being granted by the department for any project, all members of the district within which the project is located shall be notified on the status of the project and how other projects in any district would be affected.
- d. **Toll Project, Rail Project, and Toll Project Entities.**
- The Department of Transportation shall provide, unless a member requests it not be provided, notification of:
- (1) all rail projects, toll road projects, and turnpike projects included in the draft Unified Transportation Program located within each member of the House and Senate's district no later than 10 days after being identified and at least 2 business days prior to public release of the draft Unified Transportation Program;
 - (2) the receipt of an application requesting approval to create a regional mobility authority or regional tollway authority located within each member of the House and Senate's district no later than 10 days after receipt of an application and of the Transportation Commission's consideration of an application no later than 10 days prior to commission action;
 - (3) any toll authority or regional mobility authority board member who discloses to the department that the board member owns or participates in any holding included in a proposed project immediately after the department receives that information; and
 - (4) the receipt of written notification for a proposed passenger rail or toll road project within each member of the House and Senate's district, whether or not it involves any state or federal funding no later than 10 days after receipt.
- e. **Public Transportation Activities.** The Department of Transportation shall develop and submit an annual report to the Legislature no later than March 15, each fiscal year on public transportation activities in Texas. The report shall at a minimum include monthly data on industry utilized standards which best reflect: ridership, mileage, revenue by source, and service effectiveness, such as passengers per revenue mile. In order to meet the mandates of Chapter 461, Transportation Code, relating to the coordination of public transportation and to implement the legislative intent of §461.001, Transportation Code, the Department of Transportation is directed to engage the services of the Texas A&M Transportation Institute, or any entity that the Department of Transportation deems appropriate, to maintain an inventory of all public transportation providers in the state to determine the types and levels of services being provided by each of them and the extent to which those providers can assist the state in meeting the mandates of the statute.
- f. **Electronic Format.** All reports to the Legislature outlined in this Rider and elsewhere in this Act relating to Toll Road Projects must be delivered to the Legislature in electronic formats and, if requested, in paper format.
- g. **Federal Funds Reporting Requirement.**
- (1) The Department of Transportation shall provide to the Legislative Budget Board and the Governor:
 - (A) written notification of any increases or decreases in the amounts of federal funds estimated to be available to the Department of Transportation for the 2020-21 biennium within 10 business days of the date upon which the Department of Transportation is notified of such increases or decreases; and

DEPARTMENT OF TRANSPORTATION
(Continued)

(B) written notification outlining:

- i. the use and projected impacts of any additional federal funds available to the Department of Transportation above amounts estimated for the 2020-21 biennium; and/or
 - ii. the Department of Transportation's plan for addressing any reductions in federal funds, including federally-mandated funding rescissions.
- (2) The Department of Transportation shall provide to the Legislative Budget Board and the Governor any documentation required by the U.S. Department of Transportation, Federal Highway Administration regarding the Department of Transportation's proposed use of additional federal funds and/or proposed actions to address federal funds reductions, including federally-mandated funding rescissions, as soon as possible prior to submitting the required documentation to the U.S. Department of Transportation, Federal Highway Administration.
- h. **Toll Project Revenue and Funds Report.** Using funds appropriated above, the Department of Transportation shall submit to the Legislative Budget Board, in the format prescribed by the Legislative Budget Board, an annual report of all state toll project revenues received and any other related funds that are deposited outside of the state treasury, including the purpose and use of such funds by the department. The report shall be submitted no later than November 1, in each year of the biennium.
- i. **Appropriations from State Highway Fund No. 006 and Proposition 12 General Obligation Bonds.** Prior to the beginning of each fiscal year, the department shall provide the Legislative Budget Board and the Governor with a detailed plan for the use of appropriations from State Highway Fund No. 006 and Proposition 12 General Obligation Bond Proceeds which includes, but is not limited to:
- (1) each construction project's enhancement of the state's economy, traffic safety, and connectivity;
 - (2) a detailed account of the level of traffic congestion reduced by each proposed project, in districts that contain one of the 50 most congested roads; and
 - (3) a district by district analysis of pavement score targets and how proposed maintenance spending will impact pavement scores in each district.
- j. **Congested Road Segments.** Out of funds appropriated above, the department shall expend necessary funds to prominently post, no later than November 1, the top 100 congested road segments on its website and:
- (1) the annual hours of travel delays and the economic value of the delays for each segment;
 - (2) a congestion mitigation plan drafted in coordination with the local Metropolitan Planning Organization which shall include, when appropriate, alternatives to highway construction; and
 - (3) at least a quarterly update of the current status in completing the mitigation plan for each road segment.
- k. **Pass-through Tolling Agreements.** The Department of Transportation shall submit an annual report to the Legislative Budget Board no later than November 1 of each fiscal year, in the format prescribed by the Legislative Budget Board, providing information on all existing pass-through tolling or pass-through financing agreements of the department.
15. **Green Ribbon Project Expansion.** It is the intent of the Legislature that the Department of Transportation expand the Green Ribbon Project, a public-private partnership initiative to enhance the appearance of public highways by incorporating in the design and improvement of public highways the planting of trees and shrubs, emphasizing natural beauty and greenspace, integrating public art, and highlighting cultural uniqueness of neighborhoods, to other areas of the state.

DEPARTMENT OF TRANSPORTATION
(Continued)

Furthermore, in non-attainment and near non-attainment areas, in connection with a contract for a highway project, the department shall allocate to the district or districts in which the project is located an amount equal to not less than one half of one and not to exceed 1 percent of the amount to be spent under the contract for construction, maintenance, or improvement of the highway. If two or more districts share an allocation under this section, the districts shall divide the allocation according to the portion of the amount under the contract that will be spent in each district. A district that receives an allocation under this rider may spend the allocated money for landscaping improvements associated with the project that was the subject of the contract or for landscaping improvements associated with another highway or highway segment located in the district.

For purposes of this rider, landscape improvements means planting of indigenous or adapted trees and other plants that are suitable for the climate in which they will be located, and preparing the soil and installing irrigation systems for the growth of the trees and plants. In non-attainment and near non-attainment areas, the district or districts shall, to the extent possible, use trees and plants that help mitigate the effects of air pollution.

16. Miscellaneous Pay Provisions.

- a. **Holiday Pay.** Notwithstanding other provisions of this bill, the Department of Transportation, to the extent permitted by law, is authorized to grant compensatory time off or to pay hourly employees for work performed on official state holidays in addition to any applicable holiday pay.
- b. **Compensatory Pay.** In order to operate in the most economical manner, when inclement weather or other circumstances beyond the control of the department prevent ferry operations, construction, or maintenance employees from performing their normal duties, the Department of Transportation, to the extent permitted by law, is authorized to grant such employees time off with pay with the hours charged to the Compensatory Time Taken Account, provided that such advanced time must be repaid by the employee at a time, and in the most appropriate manner as determined by the department within the following twelve months or at termination, whichever is sooner.
- c. **Standby Pay.** It is expressly provided that the Department of Transportation, to the extent permitted by law, may pay compensation for on-call time at the following rates: credit for one hour worked per day on-call during the normal work week, and two hours worked per day on-call during weekends and holidays; this credit would be in addition to actual hours worked during normal duty hours or while on-call. Nonexempt employees who work a normal 40 hour work week, and also work on-call duty, will receive FLSA overtime rates for the on-call duty.
- d. **Pay for Regular Compensatory Time.** It is expressly provided that the Department of Transportation, to the extent permitted by law, may pay FLSA exempt and FLSA nonexempt employees on a straight-time basis for work on a holiday or for regular compensatory time hours when the taking of regular compensatory time off would be disruptive to normal business functions.
- e. **Hazardous Duty Pay.** To more adequately compensate employees who perform hazardous duties for the state, the Department of Transportation is authorized to compensate employees who perform underwater bridge inspections or perform declared emergency response duties an additional rate of pay of up to \$25 per hour for actual time spent performing these duties.
- f. **Evening, Night, and Weekend Shift Pay.** Notwithstanding other provisions in this Act, the Department of Transportation may pay an additional evening shift or night shift differential not to exceed 15 percent of the pay rate to employees who work the 3:00 p.m. to 11:00 p.m. shift, or its equivalent, or who work the 11:00 p.m. to 7:00 a.m. shift, or its equivalent. An additional weekend shift salary differential not to exceed 5 percent of the pay rate may be paid to employees. The weekend shift salary differential may be paid to an eligible individual in addition to the evening shift or night shift salary differential.

17. Bond Programs. The Department of Transportation:

- a. in accordance with §49-k of Article III of the Texas Constitution; is hereby appropriated during each year of the biennium:

DEPARTMENT OF TRANSPORTATION
(Continued)

- (1) all revenue of the state that is dedicated or appropriated to the Texas Mobility Fund No. 365 in accordance with §49-k (e) of Article III of the Texas Constitution, and such funds shall be deposited as received into the Texas Mobility Fund No. 365;
 - (2) all available funds in the Texas Mobility Fund No. 365, including any investment income, for the purposes outlined in Chapter 201, Subchapter M, Transportation Code;
 - (3) such amounts to be transferred to the Texas Mobility Fund No. 365 in accordance with §49-k (g) of Article III of the Texas Constitution and Chapter 201, Subchapter M, Transportation Code, as may be necessary to make payments when due on any bonds, notes, other obligations, or credit agreements issued or entered into pursuant to Chapter 201, Subchapter M, Transportation Code, to the extent that the available funds in the Texas Mobility Fund No. 365 are insufficient for such purposes; and
 - (4) in addition to the estimated amounts of Texas Mobility Fund Bond Proceeds listed above, any proceeds of additional bonds issued by the Texas Transportation Commission in a fiscal year or biennium that are in compliance with a Comptroller's certification as defined by Chapter 201, Subchapter M, Transportation Code.
- b. in accordance with Subchapter N of Chapter 201, Transportation Code, is authorized during the biennium to pay in addition to amounts appropriated above from the State Highway Fund No. 006, or otherwise dedicated or appropriated to such fund or available therein, debt service payments for notes issued or money borrowed in anticipation of a temporary cash shortfall in the State Highway Fund No. 006.
 - c. in accordance with §49-m of Article III of the Texas Constitution and §201.115 of Chapter 201, Transportation Code, is authorized to pay in addition to amounts appropriated above from the State Highway Fund No. 006, or otherwise dedicated or appropriated to such fund or available therein, debt service payments for notes issued or money borrowed on a short-term basis to carry out the functions of the department.
 - d. in accordance with §49-n of Article III of the Texas Constitution and Subchapter A of Chapter 222, Transportation Code, is authorized during each fiscal year of the biennium to pay out of amounts appropriated above from the State Highway Fund No. 006, or otherwise dedicated or appropriated to such fund or available therein, amounts due under bonds, other public securities and bond enhancement agreements that are issued or entered into to fund highway improvement projects and that are secured by and payable from revenue deposited to the credit of the State Highway Fund No. 006.
 - e. in accordance with §49-p of Article III of the Texas Constitution and State law, the Department is hereby appropriated, and in compliance with the bond resolutions authorized to transfer, during each year of the biennium the funds out of the General Revenue Fund as may be necessary to make payments when due on any bonds, notes, other obligations or credit agreements issued or entered into by the Commission. Prior to the expenditure of funds appropriated out of the General Revenue Fund, the Department shall utilize any balances available in interest and sinking funds for such purpose. The Department is also hereby appropriated all amounts available in such interest and sinking funds, including any unexpended balances in these funds, for making payments when due on any such bonds, notes, other obligations or credit agreements.
 - f. in accordance with §49-o of Article III of the Texas Constitution and §201.973 of Chapter 201, Transportation Code, the department is authorized to pay debt service payments for notes issued or money borrowed on funds contained in the Texas Rail Relocation and Improvement Fund No. 0306 from money in that fund.

18. Additional Funds.

- a. Except during an emergency as defined by the Governor, no appropriation of additional State Highway Funds above the estimated appropriation amounts identified above in the Method of Financing for the Department of Transportation as State Highway Fund No. 006, State Highway Fund No. 006 - Toll Revenue, State Highway Fund No. 006 - Concession Fees, State Highway Fund No. 006 - Proposition 1, 2014, or State Highway Fund No. 006 - Proposition 7, 2015, may be expended by the Department of Transportation unless:

DEPARTMENT OF TRANSPORTATION
(Continued)

- (1) the Department of Transportation submits a report to the Legislative Budget Board and the Governor outlining any additional funds available above amounts estimated for the 2020-21 biennium, their anticipated uses and projected impacts; and,
 - (2) the Legislative Budget Board and the Governor issue a written approval or specify an alternate use for the additional funds.
- b. A request to expend additional funds pursuant to subsection (a) shall be considered to be approved unless the Legislative Budget Board issues a written disapproval within 30 business days after the date on which the staff of the Legislative Budget Board concludes its review of the request and forwards the review to the Chair of the House Appropriations Committee, Chair of the Senate Finance Committee, Speaker of the House, and Lieutenant Governor. Additional information requested by the Legislative Budget Board regarding a request submitted by the Department of Transportation pursuant to this rider shall be provided in a timely manner. Notwithstanding any provision to the contrary in this subsection, the Legislative Budget Board is authorized to suspend the approval of a request at any time pending the receipt of additional information requested of the Department of Transportation.
- c. The limitation in subsection (a) of this rider does not apply to the expenditure of funds received from governmental entities for purposes of reimbursing State Highway Fund No. 006 for expenses incurred with transportation projects or the expenditure of funds received as reimbursements for authorized services that are otherwise appropriated by §8.02, Article IX, of this Act.

19. Local Government Assistance. The Department of Transportation, pursuant to Texas Transportation Code §201.706, may use funds appropriated by this Act to assist cities with the maintenance of city streets by providing engineering/maintenance expertise on roadway maintenance and when surplus materials are available, the department shall make available the surplus materials to any local government needing such materials.

For those cities that adopt or have adopted either a street use fee for maintenance or a specialized fee for street accessibility improvements as part of their local utility fees, the Department is authorized to use funds appropriated by this Act to coordinate its accessibility programs with those cities including providing engineering expertise where possible.

20. Appropriations Limited to Revenue Collections: Rail Safety. Fees, fines, and other miscellaneous revenues as authorized and generated by the operation of the Rail Safety program pursuant to §111.101, Transportation Code, shall cover, at a minimum, the cost of appropriations made above in Strategy D.1.4, Rail Safety, as well as the "other direct and indirect costs" made elsewhere in this Act associated with this program. Direct costs for the Rail Safety program are estimated to be \$1,208,059 in fiscal year 2020 and \$1,208,059 in fiscal year 2021 and "other direct and indirect costs" are estimated to be \$418,505 for fiscal year 2020 and \$419,351 for fiscal year 2021.

In the event that actual and/or projected revenue collections are insufficient to offset the costs identified by this provision, the Legislative Budget Board may direct that the Comptroller of Public Accounts reduce the appropriation authority provided above to be within the amount of revenue expected to be available.

- 21. Road Construction and Maintenance at State Facilities.** Out of funds appropriated above, the Department of Transportation shall:
- a. maintain paved surfaces on the State Capitol Grounds according to the Historic Capitol Grounds Master Plan adopted by the State Preservation Board;
 - b. construct, repair, and maintain roads in and providing access to and from Health and Human Services Commission state hospitals and state supported living centers;
 - c. expend no more than \$20,000,000 for the biennium to construct and maintain roads and bridges on and adjacent to Texas Parks and Wildlife Facilities; and
 - d. expend no more than \$500,000 for the biennium to construct and maintain roads in state historic sites administered by the Texas Historical Commission.

DEPARTMENT OF TRANSPORTATION
(Continued)

- 22. Colonia Projects.** In addition to amounts appropriated above, any unexpended balances in Strategy A.1.8, Construction Grants & Services, from General Obligation Bond Proceeds for colonia access roadway projects remaining as of August 31, 2019 (estimated to be \$0), are hereby appropriated to the Department of Transportation for the fiscal year beginning September 1, 2019, for the same purpose. Any unexpended balances of these funds remaining as of August 31, 2020, are hereby appropriated to the Department of Transportation for the fiscal year beginning September 1, 2020, for the same purpose.
- 23. Public Transportation.** Notwithstanding other transfer provisions in Article IX of this Act, appropriations made to the Department of Transportation in Strategy C.1.1, Public Transportation, from the State Highway Fund shall not be reduced.
- 24. Crash Records Information System.** Included in the amounts appropriated above in Strategy C.2.1, Traffic Safety, is \$730,218 in fiscal year 2020 and \$730,218 in fiscal year 2021 from General Revenue - Insurance Companies Maintenance Tax and Insurance Department Fees for ongoing maintenance of the Crash Records Information System.
- 25. Sale of Surplus Property.** Notwithstanding the provisions of Article IX, §8.03, Surplus Property, in this Act, all receipts from the sale of Department of Transportation surplus property, equipment, commodities, or salvage (including recycled products), pursuant to the provisions of Chapter 2175, Government Code, are appropriated to the Department of Transportation for expenditure during the fiscal year in which the receipts are received to carry out the functions of the department, specifically including implementing Chapter 91, Transportation Code. The Department of Transportation may spend no more than \$500,000 in a fiscal year for passenger rail projects authorized under the provisions of Chapter 91, Transportation Code, from funds appropriated by this rider.
- 26. Toll Project Subaccounts.** The amounts appropriated above to the Department of Transportation in Goal G, Develop Toll Subaccount Projects, are made from fund balances and interest earnings on fund balances held in toll project subaccounts in the State Highway Fund pursuant to Transportation Code §228.012.
- 27. Clothing Provision.** The department may provide a rental and cleaning allowance for Travel Information Center personnel and ferry operations personnel not to exceed \$500 per year.
- 28. Federal Funding for the Texas Rail Plan.** The Department of Transportation shall make it a top priority to seek, obtain, maximize, and expend federal funding for rail and other related multi-modal transportation funding, including rail relocation and improvement funds from the Federal Highway Administration, Federal Railroad Administration, and Federal Transit Administration. Contingent upon the availability and receipt of federal rail and other related federal multi-modal funds to the State, such federal funds are appropriated to the Department of Transportation.
- 29. Unexpended Balances Appropriation: Acquisition of Information Resource Technologies and Centralized Accounting and Payroll/Personnel System (CAPPS).** Any unobligated and unexpended balances of funds remaining as of August 31, 2019, that were appropriated to the Department of Transportation for the 2018-19 biennium for capital budget items in the Acquisition of Information Resource Technologies capital budget category (estimated to be \$0) and the Centralized Accounting and Payroll/Personnel System (CAPPS) capital budget category (estimated to be \$0) are appropriated for the fiscal biennium beginning September 1, 2019, for the same purpose.
- 30. Unexpended Balances Appropriation: Construction Grants and Services.** Any unexpended balances remaining as of August 31, 2019, from appropriations made to the Department of Transportation in Strategy B.1.3, Construction Grants and Services, in the 2018-19 biennium (estimated to be \$0) are appropriated to the Department of Transportation in Strategy A.1.4, Construction Contracts, and Strategy A.1.8, Construction Grants & Services, for the fiscal biennium beginning September 1, 2019, for the same purpose.
- 31. Debt Reduction Report.** It is the intent of the Legislature that the Texas Transportation Commission and the Department of Transportation look for any and all opportunities for savings that may be accomplished for the department and the state from efforts to refinance the outstanding bond indebtedness issued for its transportation programs under terms and conditions that the commission finds to be in the best interest of the state. The department shall report to the

DEPARTMENT OF TRANSPORTATION
(Continued)

Governor, Lieutenant Governor, Speaker of the House, and the Legislature annually on the outcomes of these efforts with the report due on or before August 31 of each fiscal year in which the Texas Transportation Commission finds opportunities to refinance its debt.

- 32. Study on Transportation Technology.** Out of the funds appropriated above, the Department of Transportation, as it determines appropriate and feasible, shall examine and evaluate innovative transportation technologies for purposes of cost savings, reducing traffic congestion, promoting safety, and increasing economic productivity.
- 33. Interagency Contract for Legal Services.** Out of funds appropriated above, \$6,685,674 in each fiscal year of the 2020-21 biennium is for an interagency contract with the Office of the Attorney General for legal services provided by the Office of the Attorney General to the Department of Transportation. Any interagency contract funded by appropriated funds may not exceed reasonable attorney fees for similar legal services in the private sector, shall not jeopardize the ability of the Department of Transportation to carry out its legislative mandates, and shall not affect the budget for the Department of Transportation such that employees must be terminated in order to pay the amount of the interagency contract.
- 34. Performance Reporting for the Voluntary Turnback Program.** Out of funds appropriated above, the Texas Department of Transportation (TxDOT) shall report on a biennial basis the following information to the Legislative Budget Board and the Office of the Governor no later than December 1, 2020: (1) the number of communities participating in the voluntary road turnback program; (2) a list of roads transferred to local governments; (3) the number of lane miles transferred to local governments; (4) information on the amount of maintenance funds made available associated with the transferred roads; (5) a list of maintenance projects on which the newly available funds are being spent; and (6) a list of the state's most eligible roads with potential for transfer. TxDOT should use this data to evaluate the turnback program and include recommendations to enhance the program in its biennial report.
- 35. Appropriation of Rail Receipts from Car Load Fees.** In addition to amounts appropriated above, all revenues collected from contractual car load fees paid to the Department of Transportation on the Texas Pacifico rail line (estimated to be \$3,000,000 in each fiscal year) and any unexpended balances of car load fee receipts from prior fiscal years (estimated to be \$0) are appropriated to the department in Strategy D.1.3, Rail Construction, for rail construction projects.
- 36. Proposition 1 Appropriations.** Amounts appropriated above in Strategy A.1.6, Proposition 1, 2014, from State Highway Fund No. 006 - Proposition 1, 2014, include estimated revenue transfers to the State Highway Fund for the 2020-21 biennium pursuant to Article III, Section 49-g(c-1) of the Texas Constitution (estimated to be \$1,399,601,000 in fiscal year 2020 and \$1,456,095,000 in fiscal year 2021) to be used for constructing, maintaining, and acquiring rights-of-way for non-tolled public roadways, and unexpended balances remaining from prior fiscal years (estimated to be \$698,111,313 in fiscal year 2020 and \$349,055,657 in fiscal year 2021) for ongoing project development costs and construction contract payments on eligible roadway projects initiated prior to the 2020-21 biennium.
- 37. Proposition 7 Appropriations.**
- a. Amounts appropriated above from State Highway Fund No. 006 - Proposition 7, 2015, reflect estimated revenue allocations to the State Highway Fund pursuant to Article VIII, Sec. 7-c (a) and (b) of the Texas Constitution (estimated to be \$2,500,000,000 in fiscal year 2020 and \$2,500,000,000 in fiscal year 2021). The estimated amounts are allocated to the strategies above for the following purposes, in accordance with Article VIII, Sec. 7-c, subsection (c), of the Texas Constitution:
 - (1) \$2,199,622,190 in fiscal year 2020 and \$2,203,783,368 in fiscal year 2021 in Strategy A.1.7, Proposition 7, 2015, for the construction, maintenance, or acquisition of rights-of-way for public roadways other than toll roads; and
 - (2) \$300,377,810 in fiscal year 2020 and \$296,216,632 in fiscal year 2021 in Strategy F.1.1, General Obligation Bonds, for the repayment of principal and interest on general obligation bonds issued as authorized by Article III, Sec. 49-p, of the Texas Constitution.
 - b. The Department of Transportation is authorized to transfer State Highway Fund No. 006 - Proposition 7, 2015, appropriations from Strategy A.1.7, Proposition 7, 2015, into Strategy

DEPARTMENT OF TRANSPORTATION
(Continued)

F.1.1, General Obligation Bonds, in any amount necessary to repay principal and interest on general obligation bonds. The Department of Transportation may transfer unexpended balances of State Highway Fund No. 006 - Proposition 7, 2015, appropriations remaining in Strategy F.1.1, General Obligation Bonds, to Strategy A.1.7, Proposition 7, 2015, after expenditures of such funds have been made for payments due on general obligation bonds during each fiscal year.

- c. Any unexpended balances of funds remaining as of August 31, 2019, from State Highway Fund No. 006 - Proposition 7, 2015, appropriations made to the Department of Transportation for the 2018-19 biennium (estimated to be \$0) are appropriated for the fiscal biennium beginning September 1, 2019, for the same purpose.
- 38. Port Access Improvements.** Out of amounts appropriated to the Department of Transportation by this Act, an amount not to exceed \$20,000,000 in each fiscal year of the 2020-21 biennium from any available source of revenue and/or balances in Texas Mobility Fund No. 365 shall be allocated to provide funding for public roadway projects selected by the Port Authority Advisory Committee and approved by the Texas Transportation Commission to improve connectivity to Texas ports.
- 39. Toll Vendor Contracts.** It is the intent of the Legislature that the Department of Transportation, to the extent permitted by law, consider including in its contracts for processing and billing of toll transactions provisions to provide incentives to encourage accurate assessing and billing of tolls, which may include compensated tolls per billing error to each recipient of improperly sent notices or bills.
- 40. Limitation on Expenditures for High-speed Rail.**
- a. None of the funds appropriated above to the Department of Transportation from state funds may be used for the purposes of subsidizing or assisting in the planning, facility construction or maintenance, security for, or operation of high-speed rail operated by a private entity. If the Department of Transportation acts as a joint-lead agency with a federal agency under 40 C.F.R. Sec. 1506.2, this section does not prevent the Department of Transportation from using state funds to exercise its authority for oversight and coordination of federal processes and programs. For the purposes of this section, high-speed rail means intercity passenger rail service that is reasonably expected to reach speeds of at least 110 miles per hour.
 - b. The Department of Transportation shall prepare a report every six months summarizing the number of Full-Time-Equivalent (FTE) hours and expenses related to private high-speed rail work. The report shall be distributed to members of the Legislature whose districts include the potential high-speed rail projects and the chairs of relevant policy committees in each chamber.
 - c. Nothing in this provision is intended to preclude or limit the Department of Transportation from executing its responsibilities under state or federal law including regulatory responsibilities, oversight of transportation projects, environmental review, policy development, and communication with public officials, or from coordinating with high-speed rail in the same manner as it treats other entities that work with the Department in the planning and coordination of their projects.
- 41. Unexpended Balances Appropriation: Construction of Buildings and Facilities and Repair or Rehabilitation of Buildings and Facilities.** Any unobligated and unexpended balances of funds remaining as of August 31, 2019, that were appropriated to the Department of Transportation for the 2018-19 biennium for capital budget items in the Construction of Buildings and Facilities capital budget category (estimated to be \$0) and in the Repair or Rehabilitation of Buildings and Facilities capital budget category (estimated to be \$0) are appropriated for the fiscal biennium beginning September 1, 2019, for the same purpose.
- 42. Austin Campus Consolidation.**
- (a) Notwithstanding other capital budget provisions contained elsewhere in this Act, and in accordance with Government Code Chapter 1232, the Texas Public Finance Authority is authorized to issue revenue bonds or other obligations on behalf of the Department of Transportation in an amount not to exceed \$326,000,000 for the purpose of constructing and equipping the Austin Campus Consolidation project on land owned by the Department of Transportation in southeast Austin for such purpose. From the proceeds of the issuance and

DEPARTMENT OF TRANSPORTATION
(Continued)

sale of such bonds or other obligations, such amounts as may be necessary to fund associated costs, including the costs of issuance, reasonably required reserve funds, capitalized interest, and other administrative costs are appropriated to the Texas Public Finance Authority. From the remaining proceeds of the issuance and sale of such bonds or obligations, amounts necessary to fund the costs of the construction and equipping of the Austin Campus Consolidation project are appropriated to the Department of Transportation for the fiscal year beginning September 1, 2019. Any unexpended balances from appropriations made in this subsection remaining as of August 31, 2020, are appropriated for the same purposes for the fiscal year beginning September 1, 2020.

- (b) Included in the amounts appropriated above out of the State Highway Fund in Strategy E.1.1, Central Administration, the amounts of \$4,200,000 in fiscal year 2020 and \$19,600,000 in fiscal year 2021 may be expended only for the purpose of making lease payments to the Texas Public Finance Authority for debt service payments on the revenue bonds or other obligations issued to construct the Austin Campus Consolidation project.

43. Limitation on Employment Levels. Notwithstanding the limitation on state employment levels in Article IX, §6.10, of this Act, the Department of Transportation may use the funds appropriated in this Act to pay all or part of the salaries or benefits of a number of employees which would cause the number of full-time equivalent (FTE) employees paid from funds appropriated by this Act to reach one hundred and three percent (103%) of the FTE figure indicated by this Act for the Department of Transportation in a fiscal quarter. The Department of Transportation shall submit to the Legislative Budget Board a plan to comply with the provisions of Article IX, §6.10, of this Act, in the event the number FTEs paid from funds appropriated by this Act exceeds the FTE figure indicated above for the Department of Transportation by an amount of 50.0 FTEs or greater in a fiscal quarter.

44. Unexpended Balance: Construction of Intelligent Transportation Systems. Out of amounts appropriated to the Department of Transportation by this Act, an amount not to exceed \$32,000,000 from any available source of revenue, which is the same amount of funding authorized but not used for the construction of certain intelligent transportation systems in the 2018-19 biennium, shall be allocated to provide funding for the design, construction, acquisition, and installation of an intelligent transportation system and the design and construction of infrastructure projects at the international port of entry at the Bridge of the Americas and the international port of entry at the Ysleta Bridge, also known as the Zaragoza Bridge, in El Paso, on right of way or other property that is part of or outside the state highway system, to increase security measures and expedite border crossings and trade.

45. Comprehensive Development Agreements.

- (a) The Department of Transportation may not expend any funds appropriated by this Act to enter into a comprehensive development agreement, unless the department submits a report to the Legislative Budget Board, in the format prescribed by the Legislative Budget Board, that provides information regarding the location, project costs, and projected benefits to the state for each project proposed under a comprehensive development agreement; and the Legislative Budget Board issues a written approval.
- (b) A request submitted by the Department of Transportation pursuant to subsection (a) shall be considered to be approved unless the Legislative Budget Board issues a written disapproval within 30 business days after the date the Legislative Budget Board staff concludes its review of the request and forwards the review to the Chair of the House Appropriations Committee, Chair of the Senate Finance Committee, Speaker of the House, and Lieutenant Governor.
- (c) Additional information requested by the Legislative Budget Board regarding a request submitted by the Department of Transportation pursuant to subsection (a) shall be provided in a timely manner. Notwithstanding subsection (b), the Legislative Budget Board is authorized to suspend the approval of a request at any time pending the receipt of additional information requested of the Department of Transportation.

46. Limitation on Expenditure of Funds. None of the funds appropriated above to the Department of Transportation may be expended in the construction of a replacement bridge and roadway to Pelican Island in Galveston County through an institution of higher education without prior written approval from the Legislative Budget Board.

DEPARTMENT OF TRANSPORTATION
(Continued)

47. Transportation Infrastructure Fund. Out of amounts appropriated above to the Department of Transportation, \$125,000,000 from any available source of revenue shall be allocated to provide grants for transportation infrastructure projects under Subchapter C, Chapter 256, Transportation Code. It is the intent of the Legislature that this allocation of funds is a onetime allocation for the fiscal biennium ending August 31, 2021.

TEXAS WORKFORCE COMMISSION

	For the Years Ending	
	August 31, 2020	August 31, 2021
Method of Financing:		
<u>General Revenue Fund</u>		
General Revenue Fund	\$ 41,644,615	\$ 41,480,877
GR MOE for Temporary Assistance for Needy Families	36,574,493	36,574,493
GR for Child Care and Development Fund	42,563,817	42,563,817
GR for Vocational Rehabilitation	56,715,408	56,715,408
Career Schools and Colleges	1,501,959	1,182,034
GR Match for Food Stamp Administration	4,457,308	4,457,309
GR Match for Adult Education	11,885,700	11,885,700
Subtotal, General Revenue Fund	\$ 195,343,300	\$ 194,859,638
<u>General Revenue Fund - Dedicated</u>		
Unemployment Compensation Special Administration Account No. 165	\$ 4,818,624	\$ 4,729,647
Business Enterprise Program Account No. 492	686,214	686,214
Business Enterprise Program Trust Fund	404,212	404,212
Employment and Training Investment Assessment Holding Account No. 5128	386,230	386,230
Subtotal, General Revenue Fund - Dedicated	\$ 6,295,280	\$ 6,206,303
Workforce Commission Federal Account No. 5026	\$ 1,616,479,501	\$ 1,541,797,245
<u>Other Funds</u>		
Blind Endowment Fund No. 493	\$ 22,682	\$ 22,682
Appropriated Receipts	976,603	976,643
Interagency Contracts	114,372,988	115,454,145
Subrogation Receipts	167,665	167,665
Appropriated Receipts for VR	503,437	503,437
Subtotal, Other Funds	\$ 116,043,375	\$ 117,124,572
Total, Method of Financing	\$ 1,934,161,456	\$ 1,859,987,758

This bill pattern represents an estimated 99.8% of this agency's estimated total available funds for the biennium.

Number of Full-Time-Equivalents (FTE): 4,868.5 4,868.5

Schedule of Exempt Positions:

Commissioner, Group 6	\$189,500	\$189,500
Commissioner, Group 5	(2) 189,500	(2) 189,500
Executive Director, Group 7	212,989	212,989

Items of Appropriation:

A. Goal: WORKFORCE DEVELOPMENT

Support a Workforce System to Achieve/Sustain Economic Prosperity.

A.1.1. Strategy: WORKFORCE INNOVATION & OPPORTUNITY	\$ 142,536,445	\$ 137,452,939
Workforce Innovation & Opportunity Act (WIOA) Adult/Dislocated Adults.		

A.1.2. Strategy: WKFORCE INNOVATN & OPP ACT - YOUTH	64,565,403	64,565,403
Workforce Innovation and Opportunity Act (WIOA) Youth.		

TEXAS WORKFORCE COMMISSION
(Continued)

A.1.3. Strategy: TANF CHOICES	94,000,687	91,697,571
Temporary Assistance for Needy Families (TANF) Choices.		
A.1.4. Strategy: EMPLOYMENT AND COMMUNITY SERVICES	51,484,779	50,705,852
A.1.5. Strategy: SNAP E & T	17,433,825	16,949,848
Supplemental Nutrition Assistance Program Employment & Training.		
A.1.6. Strategy: TRADE AFFECTED WORKERS	20,532,551	19,830,836
Trade Affected Worker Training and Assistance.		
A.1.7. Strategy: SENIOR EMPLOYMENT SERVICES	4,417,410	4,417,443
A.1.8. Strategy: APPRENTICESHIP	5,622,083	6,955,831
A.1.9. Strategy: ADULT EDUCATION AND FAMILY LITERACY	81,157,575	78,973,804
A.2.1. Strategy: VOCATIONAL REHABILITATION	320,822,383	307,105,488
Rehabilitate & Place People w/ Disabilities in Competitive Employment.		
A.2.2. Strategy: BUSINESS ENTERPRISES OF TEXAS (BET)	2,230,084	2,229,639
Provide Employment in Food Service Industry for Persons who are Blind.		
A.2.3. Strategy: BUSN ENTERPRISES OF TEX TRUST FUND	404,212	404,212
Admin Trust Funds for Retirement & Benefits Est. & Nontransferable.		
A.3.1. Strategy: SKILLS DEVELOPMENT	30,566,324	30,034,035
A.3.2. Strategy: SELF SUFFICIENCY	2,514,514	2,514,514
A.3.3. Strategy: LABOR MARKET AND CAREER INFORMATION	3,504,244	3,470,969
A.3.4. Strategy: WORK OPPORTUNITY TAX CREDIT	797,199	780,005
Work Opportunity Tax Credit Certification.		
A.3.5. Strategy: FOREIGN LABOR CERTIFICATION	667,221	662,987
A.4.1. Strategy: TANF CHOICES & MANDATORY CHILD CARE	141,014,975	143,214,862
TANF & Mandatory Child Care for Families Working or Training for Work.		
A.4.2. Strategy: AT-RISK & TRANSITIONAL CHILD CARE	635,319,697	630,729,767
At-Risk & Trans. Child Care for Families Working or Training for Work.		
A.4.3. Strategy: CHILD CARE ADMINISTRATION	6,690,932	6,008,967
Child Care Admin for TANF Choices, Transitional & At-Risk Child Care.		
A.4.4. Strategy: CHILD CARE - DFPS FAMILIES	97,987,428	99,551,610
Child Care for DFPS Families.		
A.5.1. Strategy: UNEMPLOYMENT CLAIMS	98,904,199	69,018,799
A.5.2. Strategy: UNEMPLOYMENT APPEALS	24,941,891	18,397,782
A.5.3. Strategy: UNEMPLOYMENT TAX COLLECTION	<u>37,154,562</u>	<u>25,771,160</u>
Total, Goal A: WORKFORCE DEVELOPMENT	\$ 1,885,270,623	\$ 1,811,444,323
B. Goal: PROGRAM ACCOUNTABILITY/ENFORCEMENT		
B.1.1. Strategy: SUBRECIPIENT MONITORING	\$ 3,030,990	\$ 3,031,828
B.1.2. Strategy: PGM SUPP, TECH ASST & TRAINING SVCS	5,130,684	5,132,697
Program Support, Technical Assistance, and Training Services.		
B.1.3. Strategy: LABOR LAW ENFORCEMENT	4,127,234	4,036,260
B.1.4. Strategy: CAREER SCHOOLS & COLLEGES	1,396,696	1,076,470
Career Schools and Colleges.		
B.2.1. Strategy: CIVIL RIGHTS	<u>2,560,161</u>	<u>2,510,269</u>
Total, Goal B: PROGRAM ACCOUNTABILITY/ENFORCEMENT	\$ 16,245,765	\$ 15,787,524
C. Goal: INDIRECT ADMINISTRATION		
C.1.1. Strategy: CENTRAL ADMINISTRATION	\$ 20,692,149	\$ 20,682,713
C.1.2. Strategy: INFORMATION RESOURCES	3,599,191	3,622,455

TEXAS WORKFORCE COMMISSION
(Continued)

C.1.3. Strategy: OTHER SUPPORT SERVICES	8,353,728	8,450,743
Total, Goal C: INDIRECT ADMINISTRATION	\$ 32,645,068	\$ 32,755,911
Grand Total, TEXAS WORKFORCE COMMISSION	\$ 1,934,161,456	\$ 1,859,987,758

Object-of-Expense Informational Listing:

Salaries and Wages	\$ 228,491,092	\$ 228,491,092
Other Personnel Costs	9,950,890	9,950,893
Professional Fees and Services	103,137,708	38,194,341
Fuels and Lubricants	49,202	54,204
Consumable Supplies	1,069,924	1,073,069
Utilities	5,843,404	5,966,755
Travel	6,104,647	6,199,525
Rent - Building	15,556,047	16,728,699
Rent - Machine and Other	2,372,279	2,379,619
Other Operating Expense	47,691,065	41,941,893
Client Services	167,924,930	165,265,724
Grants	1,342,522,321	1,343,741,944
Capital Expenditures	3,447,947	0

Total, Object-of-Expense Informational Listing	\$ 1,934,161,456	\$ 1,859,987,758
---	------------------	------------------

Estimated Allocations for Employee Benefits and Debt Service Appropriations Made Elsewhere in this Act:

Employee Benefits

Retirement	\$ 19,298,210	\$ 19,394,701
Group Insurance	64,981,474	66,365,712
Social Security	16,186,781	16,267,715
Benefits Replacement	435,407	370,096

Total, Estimated Allocations for Employee Benefits and Debt Service Appropriations Made Elsewhere in this Act

	\$ 100,901,872	\$ 102,398,224
--	----------------	----------------

1. Performance Measure Targets. The following is a listing of the key performance target levels for the Texas Workforce Commission. It is the intent of the Legislature that appropriations made by this Act be utilized in the most efficient and effective manner possible to achieve the intended mission of the Texas Workforce Commission. In order to achieve the objectives and service standards established by this Act, the Texas Workforce Commission shall make every effort to attain the following designated key performance target levels associated with each item of appropriation.

	2020	2021
A. Goal: WORKFORCE DEVELOPMENT		
Outcome (Results/Impact):		
Participants Served - C&T	590,000	600,000
% Employed/Enrolled 2nd Qtr Post Exit - C&T	69%	70%
% Employed/Enrolled 2nd-4th Qtrs Post Exit - C&T	84%	84%
Credential Rate - C&T	60%	60%
Avg Choices Participation Thru Emp (or School for Teens) - 1 Parent	22%	24%
% Employed/Enrolled 2nd Qtr Post Exit - AEL	34%	34%
% Employed/Enrolled 2nd-4th Qtrs Post Exit - AEL	83%	83%
Credential Rate - AEL	34.5%	36%
% Employed/Enrolled 2nd Qtr Post Exit - Vocational Rehabilitation	58%	59%
% Employed/Enrolled 2nd-4th Qtrs Post Exit - Vocational Rehabilitation	86%	86%
Credential Rate - Vocational Rehabilitation	33%	35%
Percent of Unemployment Insurance Claimants Paid Timely	96%	96%
Percent of Unemployment Insurance Dispute Cases Resolved with Lower Appeal	84%	84%
A.1.1. Strategy: WORKFORCE INNOVATION & OPPORTUNITY		
Output (Volume):		
Participants Served - WIOA Adult/Dislocated Worker	31,271	30,223
Efficiencies:		
Average Cost per Participant Served - WIOA Adult/Dislocated Worker	4,235	4,390

TEXAS WORKFORCE COMMISSION
(Continued)

A.1.3. Strategy: TANF CHOICES		
Output (Volume):		
Participants Served - Choices	26,459	27,495
Efficiencies:		
Average Cost per Participant Served - Choices	3,358	3,249
A.1.5. Strategy: SNAP E & T		
Output (Volume):		
Participants Served - SNAP E&T	32,658	32,656
A.1.8. Strategy: APPRENTICESHIP		
Output (Volume):		
Participants Served - Apprenticeship	7,150	7,685
A.1.9. Strategy: ADULT EDUCATION AND FAMILY LITERACY		
Output (Volume):		
Participants Served - AEL	85,068	85,068
A.2.1. Strategy: VOCATIONAL REHABILITATION		
Output (Volume):		
Participants Served - Vocational Rehabilitation	76,905	76,091
Efficiencies:		
Average Cost per Participant Served - Vocational Rehabilitation	3,265	3,265
A.2.2. Strategy: BUSINESS ENTERPRISES OF TEXAS (BET)		
Output (Volume):		
Number of Individuals Employed by BET Businesses (Managers and Employees)	1,620	1,615
Explanatory:		
Number of Blind & Disabled Individuals Employed by BET Facility Managers	159	155
A.3.1. Strategy: SKILLS DEVELOPMENT		
Output (Volume):		
Contracted Number of Skills Development Trainees	11,180	11,164
Efficiencies:		
Contracted Average Cost per Skills Development Trainee	1,800	1,800
A.3.2. Strategy: SELF SUFFICIENCY		
Output (Volume):		
Contracted Number of Self-Sufficiency Trainees	1,156	1,156
Efficiencies:		
Contracted Average Cost per Self-Sufficiency Trainee	2,100	2,100
A.4.1. Strategy: TANF CHOICES & MANDATORY CHILD CARE		
Output (Volume):		
Average Number of Children Served Per Day, Temporary Assistance for Needy Families (TANF) Choices and Other Mandatory Services	20,709	20,973
Efficiencies:		
Average Cost Per Child Per Day for Child Care, Temporary Assistance for Needy Families (TANF) Choices and Other Mandatory Services	25.61	25.77
A.4.2. Strategy: AT-RISK & TRANSITIONAL CHILD CARE		
Output (Volume):		
Average Number of Children Served Per Day, At-Risk and Transitional Services	106,134	103,967
Efficiencies:		
Average Cost Per Child Per Day for Child Care, At-Risk and Transitional Services	19.35	19.51
A.5.1. Strategy: UNEMPLOYMENT CLAIMS		
Efficiencies:		
Average Wait Time on Hold for Unemployment Insurance Customers (Minutes)	9.2	9.2
B. Goal: PROGRAM ACCOUNTABILITY/ENFORCEMENT		
B.1.1. Strategy: SUBRECIPIENT MONITORING		
Output (Volume):		
Number of Monitoring Reviews of Boards or Contractors	87	87
B.1.3. Strategy: LABOR LAW ENFORCEMENT		
Output (Volume):		
Number of On-site Inspections Completed for Texas Child Labor Law Compliance	2,600	2,600
B.1.4. Strategy: CAREER SCHOOLS & COLLEGES		
Output (Volume):		
Number of Licensed Career Schools and Colleges	560	560

2. **Capital Budget.** None of the funds appropriated above may be expended for capital budget items except as listed below. The amounts shown below shall be expended only for the purposes shown and are not available for expenditure for other purposes. Amounts appropriated above and

TEXAS WORKFORCE COMMISSION
(Continued)

identified in this provision as appropriations either for "Lease Payments to the Master Lease Purchase Program" or for items with an "(MLPP)" notation shall be expended only for the purpose of making lease-purchase payments to the Texas Public Finance Authority pursuant to the provisions of Government Code §1232.103.

	2020	2021
a. Repair or Rehabilitation of Buildings and Facilities		
(1) Repair or Rehabilitation of Buildings and Facilities	\$ 3,930,558	\$ 2,608,093
b. Acquisition of Information Resource Technologies		
(1) PC Lease	\$ 3,061,914	\$ 0
(2) Workforce Solutions Improvements	23,713,463	0
(3) Operations Infrastructure	2,840,549	1,005,002
(4) LAN/WAN Area Upgrade & Replacement	1,140,000	0
(5) Work-in-Texas Job Matching System	2,235,940	2,332,996
(6) Unemployment Insurance Improvements	40,350,000	0
Total, Acquisition of Information Resource Technologies	\$ 73,341,866	\$ 3,337,998
c. Acquisition of Capital Equipment and Items		
(1) Establish/Refurbish Food Service Facilities (BET)	\$ 400,000	\$ 0
d. Data Center Consolidation		
(1) Data Center Consolidation	\$ 24,178,534	\$ 26,161,591
e. Centralized Accounting and Payroll/Personnel System (CAPPS)		
(1) PeopleSoft Licenses	\$ 340,975	\$ 340,975
(2) Enterprise Resource Planning	3,174,600	448,899
Total, Centralized Accounting and Payroll/Personnel System (CAPPS)	\$ 3,515,575	\$ 789,874
f. Cybersecurity		
(1) Cybersecurity	\$ 2,459,019	\$ 0
Total, Capital Budget	\$ 107,825,552	\$ 32,897,556

Method of Financing (Capital Budget):

<u>General Revenue Fund</u>		
General Revenue Fund	\$ 611,362	\$ 84,212
Career Schools and Colleges	339,481	18,911
Subtotal, General Revenue Fund	\$ 950,843	\$ 103,123
GR Dedicated - Unemployment Compensation Special Administration Account No. 165	\$ 193,451	\$ 107,714
Workforce Commission Federal Account No. 5026	\$ 105,980,854	\$ 32,471,341
Interagency Contracts	\$ 700,404	\$ 215,378
Total, Method of Financing	\$ 107,825,552	\$ 32,897,556

3. Appropriation: Federal Funds. All moneys granted to Texas by the federal government for the administration of the Texas Unemployment Compensation Act or which are now on deposit to the credit of any funds maintained by the Comptroller of Public Accounts for the Texas Workforce Commission (TWC), and any moneys received for the credit of such funds are hereby appropriated for the purposes authorized by the provisions of the Texas Unemployment Compensation Act and for the purposes for which such moneys were granted. TWC shall notify the Legislative Budget Board and Governor of any funds and associated staffing received above the amounts appropriated above for the biennium.

TEXAS WORKFORCE COMMISSION
(Continued)

4. Section 903, Social Security Act Funds.

- a. Subject to federal law, out of amounts credited to Texas' account in the Federal Unemployment Trust Fund under §903 of the Social Security Act, there is included in the appropriation above \$5,000,000 in fiscal year 2020 and \$5,000,000 in fiscal year 2021 for withdrawal and use by the Texas Workforce Commission (TWC) for the administration of the Texas Unemployment Compensation Act and its Public Employment Offices and telecenters. Funds may be used to provide necessary office facilities and automated equipment, to include the purchase of land and construction of buildings, and the construction of improvements on property owned by TWC, including the cost of repairs and alterations to such property and the purchase of computers and related peripheral equipment.
- b. No part of any amounts based on an initial transfer from the federal government that occurred prior to fiscal year 2000 or after fiscal year 2002, appropriated above out of amounts credited to Texas' account in the Federal Unemployment Trust Fund under §903 of the Social Security Act, shall be expended after the close of the period covered by this Act and any unused portion of such amounts shall, at such close, revert to Texas' said account in the Federal Unemployment Trust Fund. The amount obligated pursuant to this Act shall not exceed at any time the amount by which (a) the aggregate of the amounts transferred to the account of this state pursuant to §903 of the Social Security Act exceeds (b) the aggregate of the amounts obligated for administration and paid out for benefits and required by law to be charged against the amounts transferred to the account of this State.
- c. Should federal requirements concerning amounts made available under §903 of the Social Security Act change after passage of this Act, the appropriation made in this rider shall be subject to such conditions and limitations as required by the changed federal law.

5. Payment of Unemployment Benefits - State Agencies. It is the intent of the Legislature that the Texas Workforce Commission charge the Comptroller of Public Accounts only for unemployment benefits paid based on wages earned from agencies appropriated funds under the General Appropriations Act, and that agencies outside the General Appropriations Act be maintained as individual reimbursing employers. For the purposes of this rider, "agency" includes a state agency as defined under §2151.002, Government Code, which includes an institution of higher education (except a public junior college) as defined under §61.003, Education Code.

6. Reappropriation of Federal and Local Funds. All funds received by the Texas Workforce Commission from counties, cities, federal agencies, and from any other local source during the 2020-21 biennium, and all balances from such sources as of August 31, 2019, are appropriated for the biennium ending August 31, 2021, for the purpose of carrying out the provisions of this Act. Earned federal funds are not considered to be federal funds for the purpose of this section.

7. Unexpended Balances for Child Care Funds. It is the intent of the Legislature that any additional federal funds received as a result of current efforts to obtain child care funds, be used for child care. Except as otherwise provided, all unexpended and unobligated balances in the area of child care remaining from appropriations for the first year of the biennium to the Texas Workforce Commission (TWC) are appropriated to TWC for the purpose of drawing down all available federal funds for child care. TWC may transfer unexpended and unobligated balances of General Revenue appropriations to Strategy A.4.2, At-Risk and Transitional Child Care, in order to match available federal child care funds, which are appropriated to TWC. TWC is subject to the requirements of Article IX, Section 13.01, Federal Funds/Block Grants for federal child care funds matched with available General Revenue, and TWC shall notify the Legislative Budget Board (LBB) and the Governor in a timely manner of the amounts of additional General Revenue used as match and the federal child care funds matched in each year of the 2020-21 biennium not later than:

- a. the 30th business day after the date the staff of the LBB concludes its review of the findings of fact and forwards those findings of fact along with the conclusions or comments of the LBB staff to the Chair of the House Appropriations Committee, Chair of the Senate Finance Committee, Speaker of the House, and Lieutenant Governor; and
- b. within 30 business days by the Governor, prior to drawing down the additional federal funds.

8. Maximization of Child Care and Development Funds. It is the intent of the Legislature that the Texas Workforce Commission (TWC) cooperate with cities, non-profit organizations, the Texas Education Agency, and local school districts to obtain local match necessary to maximize federal

TEXAS WORKFORCE COMMISSION
(Continued)

funds for child care. In order to maximize the availability of state matching funds for federal child care funds and to encourage local child care planning and match participation, TWC shall use donated purchase agreements and other funding mechanisms, to the extent allowed by federal law and regulations.

- 9. Earned Income Tax Credit Assistance.** Out of funds appropriated above, the Texas Workforce Commission and local workforce development boards shall assist recipients of Temporary Assistance for Needy Families who become employed, and other low-income workers who may qualify for the credit under federal income and other requirements, to apply for the federal Earned Income Tax Credit.
- 10. Employment and Child Care Programs in Rural Areas.** It is the intent of the Legislature that the Texas Workforce Commission and local workforce development boards cost-effectively continue to expand the availability of employment and child care programs into rural areas.
- 11. Job Training Courses.** It is the intent of the Legislature that the primary objective of job training courses offered by the Texas Workforce Commission and local workforce development boards is to prepare individuals for high-skill, high-wage jobs with health benefits that result in long-term employability. Whenever possible, strategies should focus on incorporating industry sectors and/or regional industry clusters in order to promote high quality jobs. While English as a Second Language may provide additional benefit to trainees, it may not be substituted for job training classes.
- 12. Formal Measures Report.** The Texas Workforce Commission shall submit an annual report to the Legislative Budget Board (LBB) and the Governor on agency performance on Formal Measures prescribed by the Texas Workforce Investment Council. The report shall be submitted with the agency's 4th quarterly performance report and must be accompanied by supporting documentation as specified by the LBB and the Governor.
- 13. Budget and Performance Report.** The Texas Workforce Commission shall submit a monthly report to the Legislative Budget Board and the Governor on budgeted, expended, and encumbered funds by strategy (and substrategy as appropriate) along with Full-Time Equivalent positions and method of finance information. The report shall also include program performance information for performance measures included in this Act.
- 14. Skills Development and Self-Sufficiency Fund Report.** The Texas Workforce Commission shall submit a quarterly report to the Legislative Budget Board (LBB) and the Governor on contracts executed by the commission, expenditures, program participants, and closed contracts for each Skills Development Fund and Self-Sufficiency Fund contract. Each report shall be accompanied by supporting documentation as specified by the LBB and the Governor.
- 15. Contracts for Purchase of Client Services.** No funds appropriated to the Texas Workforce Commission may be utilized for contracts for the purchase of program-related client services unless:
 - a. such contracts include clearly defined goals, outputs, and measurable outcomes which directly relate to program objectives;
 - b. such contracts include clearly defined sanctions or penalties for noncompliance with contract terms and conditions;
 - c. such contracts specify the accounting, reporting, and auditing requirements applicable to funds received under the contract;
 - d. the agency has implemented a formal program using a risk assessment methodology to monitor compliance with financial and performance requirements under the contract, including a determination of whether performance objectives have been achieved; and
 - e. the agency has implemented a formal program to obtain and evaluate program costs information to ensure that all costs, including administrative costs, are reasonable to achieve program objectives.
- 16. Work-at-Home Employees.** The Texas Workforce Commission may grant compensatory time to authorized employees for overtime work performed at the employee's personal residence and for work performed at the employee's personal residence on state or national holidays. Work

TEXAS WORKFORCE COMMISSION
(Continued)

performed under this authority shall be approved in advance by the Executive Director and must be verified by appropriate records, which may include audiotapes, computer and telephone logs, and the time tracking and leave accounting system. Compensatory time is only granted when corresponding work is assigned.

17. Cash Flow Contingency for Texas Workforce Civil Rights Division.

- a. Contingent upon the receipt of federal funds allocated under the annual fixed cost performance based contracts and special projects with the U.S. Equal Employment Opportunity Commission and the U.S. Department of Housing and Urban Development, and upon the submission of monthly reports on all funds transfers and performance on all key measures to the Legislative Budget Board (LBB), Governor, and Comptroller of Public Accounts (CPA), the Texas Workforce Commission (TWC) may temporarily utilize additional General Revenue Funds, pending the receipt of federal reimbursement, in an amount not to exceed 75 percent of the amount as specified in the notification letter of federal award to be received in each year of the biennium. The General Revenue amounts utilized above the General Revenue method of finance must be repaid upon receipt of federal reimbursement and shall be utilized only for the purpose of temporary cash flow needs. These transfers and repayments shall be credited to the fiscal year being reimbursed and shall be in accordance with procedures established by the CPA. All transfers of the method of finance shall be reported by the TWC Civil Rights Division to the LBB.
- b. TWC Civil Rights Division may temporarily utilize additional General Revenue Funds pending reimbursement through interagency contracts in an amount not to exceed 50 percent of the estimated interagency contract receipts to be received each year of the biennium to be adjusted by actual contract amounts. The General Revenue amounts utilized above the General Revenue method of finance must be repaid upon receipt of interagency contract reimbursement and shall be utilized only for the purpose of temporary cash flow needs. These transfers and repayments shall be in accordance with procedures established by the CPA. Any contract balance at the end of the first fiscal year of the biennium is appropriated to the second fiscal year of the biennium.

18. Limitation on Texas Fair Housing Act Investigations or Prosecutions. No funds appropriated by this Act may be used to investigate or prosecute under the Texas Fair Housing Act any otherwise lawful activity, engaged in by one or more persons, that is engaged solely for the purpose of preventing action by a government official or court of competent jurisdiction.

19. Child Care Benefit Costs Paid with Federal Funds. The Texas Workforce Commission shall pay all benefit costs to the Employees Retirement System related to Full-Time Equivalents (FTE) for salaries in Strategy A.4.3, Child Care Administration, with Federal Funds. No funds shall be paid for salaries in Strategy A.4.1, TANF Choices & Mandatory Child Care, Strategy A.4.2, At-Risk and Transitional Child Care, and Strategy A.4.4, Child Care for DFPS Families.

20. Temporary Assistance for Needy Families (TANF) Maintenance of Effort Appropriated in Child Care Strategies. All General Revenue appropriated above for TANF maintenance of effort (MOE) shall be expended within the appropriate fiscal year for that purpose in order to secure the TANF federal block grant for the state. Out of funds appropriated above in Strategy A.4.1, TANF Choices & Mandatory Child Care, and Strategy A.4.2, At-Risk and Transitional Child Care, \$27,745,141 in General Revenue is appropriated for TANF MOE each fiscal year for TANF program Client Services or Grants. Notwithstanding the limitations of Article IX, Section 14.01 of this Act, none of the General Revenue appropriated for TANF MOE in Strategy A.4.1, TANF Choices & Mandatory Child Care, and Strategy A.4.2, At-Risk and Transitional Child Care, may be transferred to any other item of appropriation or expended for any purpose other than the specific purpose for which the funds are appropriated. General Revenue may be transferred between the above-mentioned strategies.

21. Local Matching Funds. Child Care Matching Federal Funds appropriated above are based upon an estimated local match of \$41,353,026 in fiscal year 2020 and \$41,353,026 in fiscal year 2021.

22. Employment and Training Investment Assessment Reimbursement. Amounts appropriated above in Strategy A.5.3, Unemployment Tax Collection, include an estimated amount of \$386,230 in fiscal year 2020 and \$386,230 in fiscal year 2021 in GR-Dedicated Employment and Training Investment Holding Account No. 5128 for the purpose of reimbursing the Federal Government for collection costs associated with the Employment and Training Investment Assessment in compliance with the collection cost methodology approved by the U.S. Department of Labor.

TEXAS WORKFORCE COMMISSION
(Continued)

- 23. Professional Development Partnerships for Early Childhood Education.** Out of federal Child Care Development Funds (CCDF) appropriated above, the Texas Workforce Commission shall transfer via interagency contract \$500,000 in fiscal year 2020 and \$500,000 in fiscal year 2021 to the Texas Education Agency to fund the management of early childhood education partnerships projects, including the award of stipends, facilitate increased participation in professional development by early childhood education professionals, and encourage those professionals to seek additional education.
- 24. The Women's Institute for Technology Employment Training.** Out of funds appropriated above in Strategy A.1.4, Employment and Community Services, the Texas Workforce Commission shall allocate \$250,000 in fiscal year 2020 and \$250,000 in fiscal year 2021 to the Women's Institute for Technology Employment Training to support comprehensive program with statewide activity funds to develop curriculum, courses, and programs to prepare single women with children who are economically disadvantaged or on state or federal assistance, for entry-level jobs and careers in Texas manufacturing and technology based industries.
- 25. School Readiness Models.** Out of federal funds appropriated to the Texas Workforce Commission (TWC) in Strategies A.4.1, TANF Choices & Mandatory Child Care, and A.4.2, At-Risk and Transitional Child Care, TWC shall match the amount of available General Revenue for the Early Childhood School Readiness Programs funded in Rider 42 following the appropriation in Article III, to the Texas Education Agency to provide for each year of the 2020-21 state fiscal biennium a total amount equal to the greater of \$11,700,000, or the maximum amount allowable under the approved match rate for the purpose of providing funds to child care providers participating in integrated school readiness models developed by the State Center for Early Childhood Development at the University of Texas Health Science Center at Houston. If General Revenue is not available and notwithstanding other GAA requirements, out of federal funds appropriated to TWC in Strategies A.4.1, TANF Choices & Mandatory Child Care, and A.4.2, At-Risk and Transitional Child Care, TWC shall provide for each year of the 2020-21 state fiscal biennium the maximum amount allowable under federal guidelines, and not less than \$11,700,000 in each year, for the purpose of providing funds to child providers participating in the integrated school readiness models developed by the State Center for Early Childhood Development at the University of Texas Health Science Center at Houston. Not later than December 1 of each even-numbered year, the State Center for Early Childhood Development shall report to the Legislative Budget Board and the Governor the detailed use of all state funds expended by the center for early childhood education services.
- 26. Contingent Revenue Career Schools and Colleges Regulation.** In addition to the amounts appropriated above to the Texas Workforce Commission (TWC) in Strategy B.1.4, Career Schools and Colleges, TWC is appropriated any additional revenues (estimated to be \$0) generated through the regulation of career schools and colleges and deposited to the credit of the General Revenue fund (Object Code 3509) in excess of \$1,639,000 in fiscal year 2020 and \$1,639,000 in fiscal year 2021 contained in the Comptroller of Public Accounts Biennial Revenue Estimate. Additional amounts appropriated each fiscal year from any additional revenues may not exceed \$208,000. These funds shall be used for enhancing the regulation of career schools and colleges. No increase in appropriated amounts as specified in this rider shall occur for any year in which TWC has approved an increase in the annual renewal fee rate.
- 27. Professional Development for Early Childhood Education.** Out of federal Child Care Development Funds (CCDF) appropriated above, the Texas Workforce Commission shall dedicate \$750,000 in fiscal year 2020 and \$750,000 in fiscal year 2021 for programs that encourage increased participation in continuing professional development for early childhood professionals. Funding may be used to fund teacher training programs, programs that lead to a national credential in early childhood education, or work-study programs in child care. Funding may also be used for pilot programs that utilize tools for individualized instruction coupled with professional development components that support ongoing learning for teachers.
- 28. Employer and Community Based Organization Partnerships.** Out of amounts appropriated above to the Texas Workforce Commission (TWC) in Strategy A.1.4, Employment and Community Services, \$4,000,000 in fiscal year 2020 and \$4,000,000 in fiscal year 2021 in General Revenue Funds shall be used to implement a program with community based organizations in partnership with employers to move Texans off of public benefits and into the workforce. This program will target residents without housing and employment and move them into permanent employment. In selecting a community based organization, TWC shall consider:

TEXAS WORKFORCE COMMISSION
(Continued)

- a. the number of persons served by a qualifying entity in the program year must be no fewer than 700 unique individuals;
- b. the number of persons served by a qualifying entity who have obtained regular employment at or above 125 percent of federal poverty income guidelines must be no fewer than 50 percent of the total number of individuals returned to the workforce; and
- c. the number of employers who will commit to hiring individuals upon exit of the program must be no fewer than 100 employers.

In implementing this provision, the TWC may use other requirements deemed appropriate and necessary.

- 29. Adult Education.** Priority shall be given to adult literacy programs and may be given to adult literacy programs that include training in financial literacy and occupational foundation skills in the expenditure of adult education funds appropriated above. It is the intent of the Legislature that, in providing educational programs, the administering agency or agencies shall provide appropriate training to recipients of Temporary Assistance for Needy Families (TANF) in accordance with the Personal Responsibility and Work Opportunity Reconciliation Act of 1996. Out of the Federal TANF funds appropriated above in Strategy A.1.9, Adult Education and Family Literacy, \$5,800,000 in fiscal year 2020 and \$5,800,000 in fiscal year 2021 shall be directed for services for adults who are eligible for TANF. Families that include a child living at home are deemed eligible for TANF-funded adult education services if a family member receives any of the following forms of assistance: Supplemental Nutrition Assistance Program, Medicaid, Children's Health Insurance Program, Child Care and Development Fund, or Free or Reduced Priced Child Nutrition Program meals.

TWC shall coordinate with the Higher Education Coordinating Board in efforts to develop and implement an action plan to align Adult Basic Education and post-secondary education and in the provision of data necessary to analyze performance outcomes.

Any unexpended balances as of August 31, 2020 are appropriated to fiscal year 2021 for the same purpose.

- 30. Statewide Strategic Plan for Adult Basic Education.** Out of the funds appropriated above in Strategy, A.1.9, Adult Education and Family Literacy, the Texas Workforce Commission (TWC), in consultation with the Texas Workforce Investment Council (TWIC), shall develop a comprehensive statewide strategic plan, including goals and objectives, to address the projected future demand for adult education in Texas, gaps in the adult education system, improved efficiency of coordinated activities between state agencies, increased education and work-related outcomes for adult education students, and the types of programs and instruction necessary to help prepare adults for 21st century work and life. TWC shall report on the implementation and annual progress of this plan to TWIC, the Governor, and the Legislative Budget Board in December of every even numbered year.

- 31. Reimbursement of Advisory Committee Members.** Pursuant to Government Code §2110.004, reimbursement of expenses for advisory committee members, out of funds appropriated above, not to exceed the amounts stated below per fiscal year, is limited to the following advisory committees:

Rehabilitation Council of Texas	\$58,350
Elected Committee of Managers	\$22,000
Purchasing From People with Disabilities Advisory Committee	\$5,000

To the maximum extent possible, the Texas Workforce Commission shall encourage the use of videoconferencing and teleconferencing and shall schedule meetings and locations to facilitate the travel of participants so that they may return the same day and reduce the need to reimburse members for overnight stays.

- 32. Notification of Vocational Rehabilitation Federal Funds Distribution.** The Texas Workforce Commission (TWC) shall notify the Legislative Budget Board and the Governor by letter at least 30 days prior to requesting additional federal funding for the Vocational Rehabilitation program and any intent to redirect General Revenue Funds for this purpose. The notification shall include the purpose for the additional federal funding, the original purpose and item of appropriation for which the General Revenue Funds were appropriated, the effect on measures and/or full-time-

TEXAS WORKFORCE COMMISSION
(Continued)

equivalent positions for all affected strategies, and the effect on future maintenance of effort and match requirements. Furthermore, it is the intent of the Legislature that no federal funds be drawn and expended by utilizing as matching funds any General Revenue Funds appropriated for the subsequent state fiscal year.

33. Vocational Rehabilitation Reporting Requirements.

- a. **Federal Reports.** The Texas Workforce Commission (TWC) shall submit the following information to the Legislative Budget Board (LBB) and the Governor no later than the date the respective report is submitted to the federal government:
 - (1) Notification of proposed State Plan amendments or waivers for Vocational Rehabilitation (CFDA 84.126). State Plan amendments and waiver submissions shall also be provided to the Senate Health and Human Services, House Human Services, and House Public Health committees.
 - (2) A copy of each report or petition submitted to the federal government relating to Vocational Rehabilitation (CFDA 84.126).
 - (3) Any other federal reports requested by the LBB or the Governor.
- b. **Federal Issues.** TWC shall notify the LBB and the Governor on a timely basis about emerging issues that could result in the loss of more than \$1 million in federal revenue assumed in this Act.

34. Vocational Rehabilitation Maintenance of Effort and Matching Funds Reporting Requirement. The Texas Workforce Commission (TWC) shall report quarterly to the Legislative Budget Board (LBB) and the Governor on state funds used for match and maintenance of effort (MOE) for federal Vocational Rehabilitation (CFDA 84.126). Each report shall detail funds for the current fiscal year and at least the two previous fiscal years. The reports shall specify:

- a. State funds within and outside the department's budget used for match and MOE. This includes expenditures at the Health and Human Services Commission.
- b. Federal Funds within and outside the department's budget matched by state funds identified in the previous section.

The reports shall be prepared in a format specified by the LBB.

35. Appropriation: GR-Dedicated Business Enterprise Program Trust Fund Account No. 5043.

Amounts above in Strategy A.2.3, Business Enterprises of Texas Trust Fund, are appropriated to the Texas Workforce Commission (TWC) for the purpose of establishing and maintaining a retirement and benefits plan for blind or visually impaired vendors as defined in the federal Randolph-Sheppard Act (20 USC, §107). Any amounts in addition to the amount identified in Strategy A.2.3, Business Enterprises of Texas Trust Fund, necessary to make retirement and benefits payments in conformity with the Randolph-Sheppard Act (20 USC, §107) and Labor Code, §355.016, are appropriated to TWC. None of the funds appropriated in Strategy A.2.3, Business Enterprises of Texas Trust Fund, or through this rider may be transferred to any other strategy. TWC shall report quarterly on deposits into and expenditures out of the GR-Dedicated Business Enterprise Program Trust Fund Account No. 5043, including identification of the purpose for the expenditure, to the Legislative Budget Board, the Governor, and the Comptroller of Public Accounts.

36. Appropriation: Subrogation Receipts. Included in amounts appropriated above in Strategy A.2.1, Vocational Rehabilitation, are subrogation collections received during the 2020-21 biennium from vocational rehabilitation cases. Subrogation receipts collected above the amounts appropriated in each year are appropriated to the agency for client services in the program from which the subrogation collections were generated (estimated to be \$0).

37. Performance Reporting for the Business Enterprises of Texas Program. The Texas Workforce Commission shall submit an annual report by October 1 to the Legislative Budget Board (LBB) and the Governor on:

TEXAS WORKFORCE COMMISSION
(Continued)

- a. The results of the survey distributed to state host agencies on satisfaction of operational conditions such as pricing requirements, hours of operations, menu items, and product lines; and
- b. The total cost incurred by each state host agency for the operation of Business Enterprises of Texas cafeterias, snack bars, and convenience stores. Reported costs should include the value of the space used, maintenance costs, utility costs, janitorial costs and the method of finance for each cost. An outline of the methodology that was used to determine the final estimate should also be included in the report.

The report shall be prepared in a format specified by the LBB and the Governor.

- 38. Blind Endowment Trust Fund Reporting.** Out of funds appropriated above, the Texas Workforce Commission shall submit an annual report by October 1 to the Legislative Budget Board (LBB) and the Governor that identifies donations to the Blind Endowment Fund No. 493 (Other Funds). The report shall include the intended purpose of each donation if specified by the donor, actual expenditures and uses, and remaining balances. The report shall be prepared in a format specified by the LBB and the Governor.
- 39. Language Interpreter Services.** In order to compensate employees of the Texas Workforce Commission (TWC) for assuming the duty of providing interpreter services to consumers whose primary language is not English, TWC, upon written authorization of the commission, may, from funds appropriated above, increase the salary of classified employees by an amount equal to a one step increase, or 3.25 percent, so long as the resulting salary rate does not exceed the rate designated as the maximum rate for the applicable salary group. This increase shall be granted only for the regular provision of interpreter services above and beyond the regular duties of the position, and shall be removed when these services are, for whatever reason, no longer provided by the employee or when they are no longer needed by the facility. Salary increases provided for this purpose are not merit increases and shall not affect an employee's eligibility to receive a merit increase. This authorization also includes employees who provide interpreter services in American Sign Language.
- 40. Health and Human Services Commission Partnership.** Out of funds appropriated above in Strategy A.2.1, Vocational Rehabilitation, \$8,586,875 in fiscal year 2020 and \$8,586,875 in fiscal year 2021 may be used by the Texas Workforce Commission only for the purpose of payment to the Health and Human Services Commission for an interagency agreement made for the purpose of funding rehabilitative services for persons with disabilities.
- 41. Rapid Response Workforce Development Services.** Out of amounts appropriated above to the Texas Workforce Commission (TWC) in Strategy A.3.1, Skills Development, up to \$5,000,000 each fiscal year in General Revenue funds may be used to provide grants to public junior colleges and public technical colleges to develop customized training programs specific to business needs, training equipment that leads to certification and employment, fast track curriculum development, instructor certification, and rapid response workforce development support for growing or recruiting businesses to a rural or urban community.
- 42. Adult Education and Family Literacy Workforce Diploma Program Pilot Project.** The Texas Workforce Commission (TWC) may use funds appropriated above to develop and implement a workforce diploma program pilot project with non-profit organizations or other private entities to provide program services designed to facilitate increased participation in adult diploma and technical training programs and more effective job placement outcomes in high demand job fields. The workforce diploma program pilot project shall include a graduation plan designed to lead to an accredited high school diploma; comprehensive career/college preparation program including research tools and career readiness soft skills training; technical training; and facilitated transition to employment. Federal funds appropriated for adult basic education may only be used to the extent allowable under Federal regulations. TWC shall submit to the Legislative Budget Board and the Governor, no later than November 1, 2020, a report that includes an evaluation of the effectiveness of the pilot project detailing number of graduates and successful job placements, as well as earnings for successful graduates.
- 43. Child Care Transferability.** Notwithstanding the limitations of Article IX, Section 14.01 of this Act, amounts appropriated to the Texas Workforce Commission (TWC) above in Strategy A.4.1, TANF Choices & Mandatory Child Care, and Strategy A.4.2, At-Risk and Transitional Child Care, may be transferred between each other without limitation, in order to maximize the expenditure of available child care funds, respond to unanticipated caseload changes, and comply

TEXAS WORKFORCE COMMISSION
(Continued)

with federal statutory requirements, provided that these transferred funds may be expended only as grants for child care services. Transfers between these strategies require written notification to the Legislative Budget Board (LBB) and Governor within 30 calendar days and a report on transfers (regardless of whether transfers were actually made during that quarter) must be submitted to the LBB quarterly.

- 44. Department of Family and Protective Services (DFPS) Child Care Reporting Requirement.** The Texas Workforce Commission shall submit a monthly report to the Legislative Budget Board (LBB) and DFPS on budgeted and actual expenditures as well as budgeted and actual caseload totals for the children in the DFPS state care program. The report shall be submitted in a format prescribed by the LBB and accompanied by supporting documentation as specified by the LBB.
- 45. Adult Literacy Report.** Out of funds appropriated above, as a part of the report required and in addition to the outcomes specified under Labor Code, Chapter 315.002(c), the Texas Workforce Commission shall analyze and report to the Legislature on December 1 of each even-numbered year on adult literacy activities and performance measures for the Adult Education and Family Literacy program. The report shall identify the types of literacy programs conducted by providers and the measurable outcomes on literacy performed by the program. The report must be accompanied by supporting documentation as specified by the Legislative Budget Board.
- 46. Adult Education and Family Literacy Program Review.** Out of amounts appropriated above and in a manner consistent with all other law, the Texas Workforce Commission (TWC) shall contract with an external consultant to conduct a review of the Adult Education and Family Literacy program to ensure the grant application, award, and management processes are fair, equitable, and complete. TWC shall submit copies of the review to the Legislative Budget Board and the Governor by January 1, 2021. In addition, all grant applications and awards for the Adult Education and Family Literacy program shall be reviewed and approved by TWC's Commissioners prior to notification of award to the grant recipient.
- 47. Skilled Workforce Development and Training Program.** Out of funds appropriated above in Strategy A.3.1, Skills Development, the Texas Workforce Commission shall expend \$250,000 in fiscal year 2020 and \$250,000 in fiscal year 2021 to form collaborative partnerships with organizations that:
 - a. are exempt from federal income taxation;
 - b. are composed of individuals or groups of individuals who have expertise in workforce development and training;
 - c. are located in and serve urban centers in this state;
 - d. are training sponsors accredited by the National Center for Construction Education and Research;
 - e. provide industry-specific employment readiness training;
 - f. provide a basic introduction to industry skills with curricula consisting of industry-specific modules that cover various trade skills topics, including basic safety and OSHA compliance, industry- or trade-specific math training, industry- or trade-specific tools training, basic communication skills, and basic employability skills;
 - g. target minority groups in underserved communities; and
 - h. have proven experience in administering training programs described by this rider through contracting with state agencies or political subdivisions.

**REIMBURSEMENTS TO THE UNEMPLOYMENT
COMPENSATION BENEFIT ACCOUNT**

	For the Years Ending	
	August 31, 2020	August 31, 2021
Method of Financing:		
GR Dedicated - Unemployment Compensation Special Administration Account No. 165, estimated	\$ 5,349,381	\$ 5,349,381
Interagency Transfers to the Unemployment Compensation Special Administration Account No. 165, estimated	<u>\$ 13,570,204</u>	<u>\$ 13,570,204</u>
Total, Method of Financing	<u>\$ 18,919,585</u>	<u>\$ 18,919,585</u>
 This bill pattern represents an estimated 100% of this agency's estimated total available funds for the biennium.		
Items of Appropriation:		
A. Goal: STATE'S UC REIMBURSEMENT		
Reimburse UC Benefit Account 937 for UC Paid to Former State Employees.		
A.1.1. Strategy: STATE'S UC REIMBURSEMENT	\$ 18,919,585	\$ 18,919,585
Reimburse UC Benefit Account 937 for UC Paid to Former State Employees.		
Grand Total, REIMBURSEMENTS TO THE UNEMPLOYMENT COMPENSATION BENEFIT ACCOUNT	<u>\$ 18,919,585</u>	<u>\$ 18,919,585</u>
Object-of-Expense Informational Listing:		
Other Personnel Costs	<u>\$ 18,919,585</u>	<u>\$ 18,919,585</u>
Total, Object-of-Expense Informational Listing	<u>\$ 18,919,585</u>	<u>\$ 18,919,585</u>

1. **Definition of Agency.** For the purposes of the Reimbursements to the Unemployment Compensation Benefit Account item, "agency" includes a state agency as defined under §2151.002, Government Code, which includes an institution of higher education (except a public junior college) as defined under §61.003, Education Code.
2. **Reimbursements to the Unemployment Compensation Benefit Account No. 937.** Reimbursements to the Unemployment Compensation Benefit Account No. 937 shall be made from:
 - a. Funds identified as GR-Dedicated - Unemployment Compensation Special Administration Account No. 165 above, which consist of penalty and interest receipts collected under §§213.021 and 213.022, Texas Labor Code.
 - b. Funds identified as Interagency Transfers to the Unemployment Compensation Special Administration Account No. 165 above, which consist of amounts transferred from other agencies' appropriations made elsewhere in this Act to state agencies in accordance with §15.01, Reimbursements for Unemployment Benefits, in General Provisions of this Act.
3. **Funding Source for Unemployment Compensation Special Administration Account No. 165.** Funds identified in the method of financing above, Unemployment Compensation Special Administration Account No. 165, include penalty and interest receipts collected under §§213.021 and 213.022, Texas Labor Code and authorized for the payment of unemployment compensation benefits to former state employees pursuant to §203.202, Texas Labor Code. These amounts are estimated and are to be utilized for amounts not paid by state agency reimbursements.
4. **Funding Source for Interagency Transfers to the Unemployment Compensation Special Administration Account No. 165.** Funds identified in the method of financing above, Interagency Transfers to the Unemployment Compensation Special Administration Account No. 165, include agency reimbursements from appropriations made elsewhere in this Act to GR-Dedicated Account No. 165. These amounts are estimated. Account No. 165 shall be reimbursed for one-half of the unemployment benefits paid from appropriations made in this Act to the state agency that previously employed each respective former state employee whose payroll warrants were originally issued in whole or in part from the General Revenue Fund, a General Revenue-Dedicated Account, Federal Funds or Other Funds, such as State Highway Fund No. 006.

**REIMBURSEMENTS TO THE UNEMPLOYMENT
COMPENSATION BENEFIT ACCOUNT**

(Continued)

- 5. Proportionality Requirements for Agency Reimbursements related to Unemployment Compensation Benefits.** From information related to unemployment benefits paid on behalf of previously employed former state employees provided by the Texas Workforce Commission, the Comptroller shall determine the proportionate amount of the reimbursement or payment due from the General Revenue Fund, any General Revenue-Dedicated Accounts, Federal Funds or Other Funds from appropriations made elsewhere in this Act to state agencies. The Comptroller shall transfer these amounts of appropriations made elsewhere in this Act to the Unemployment Compensation Special Administration Account No. 165. The amounts reimbursed pursuant to this provision are appropriated to the Unemployment Compensation Special Administration Account No. 165 for the purpose of reimbursing the Unemployment Compensation Benefit Account No. 937. These reimbursement requirements may be waived, either in whole or in part, by the Legislative Budget Board.
- 6. Cash Flow Contingency.** Contingent upon the receipt of state agency reimbursements, the Texas Workforce Commission (TWC) may temporarily utilize additional GR-Dedicated Unemployment Compensation Special Administration Account No. 165 funds, in an amount not to exceed the anticipated state agency reimbursement. The Account No. 165 amounts utilized above amounts appropriated from penalty and interest collections as identified in Rider 2(a) must be repaid upon receipt of state agency reimbursements for previously paid payroll warrants and shall be utilized only for the purpose of temporary cash flow needs. These transfers and repayments shall be credited to the fiscal year being reimbursed and shall be made in accordance with established state accounting procedures. All transfers of the method of finance shall be reported by the TWC on a monthly basis to the Legislative Budget Board and Governor.

RETIREMENT AND GROUP INSURANCE

	For the Years Ending	
	August 31, 2020	August 31, 2021
Method of Financing:		
General Revenue Fund	\$ 8,351,760	\$ 8,662,441
General Revenue Dedicated Accounts	\$ 4,906,352	\$ 4,943,966
Federal Funds	\$ 79,959,499	\$ 81,210,477
<u>Other Funds</u>		
State Highway Fund No. 006	\$ 281,189,498	\$ 286,763,702
Other Special State Funds	<u>13,807,844</u>	<u>13,937,077</u>
Subtotal, Other Funds	<u>\$ 294,997,342</u>	<u>\$ 300,700,779</u>
Total, Method of Financing	<u>\$ 388,214,953</u>	<u>\$ 395,517,663</u>
Items of Appropriation:		
A. Goal: EMPLOYEES RETIREMENT SYSTEM		
A.1.1. Strategy: RETIREMENT CONTRIBUTIONS	\$ 89,947,761	\$ 90,397,500
Retirement Contributions. Estimated.		
A.1.2. Strategy: GROUP INSURANCE	<u>298,267,192</u>	<u>305,120,163</u>
Group Insurance Contributions. Estimated.		
Total, Goal A: EMPLOYEES RETIREMENT SYSTEM	<u>\$ 388,214,953</u>	<u>\$ 395,517,663</u>
Grand Total, RETIREMENT AND GROUP INSURANCE	<u>\$ 388,214,953</u>	<u>\$ 395,517,663</u>

SOCIAL SECURITY AND BENEFIT REPLACEMENT PAY

	For the Years Ending	
	August 31, 2020	August 31, 2021
Method of Financing:		
General Revenue Fund	\$ 2,452,594	\$ 2,455,917

SOCIAL SECURITY AND BENEFIT REPLACEMENT PAY
(Continued)

General Revenue Dedicated Accounts	\$ 1,872,901	\$ 1,876,209
Federal Funds	\$ 14,688,433	\$ 14,700,347
<u>Other Funds</u>		
State Highway Fund No. 006	\$ 53,176,895	\$ 53,277,338
Other Special State Funds	<u>3,716,116</u>	<u>3,723,094</u>
Subtotal, Other Funds	<u>\$ 56,893,011</u>	<u>\$ 57,000,432</u>
Total, Method of Financing	<u>\$ 75,906,939</u>	<u>\$ 76,032,905</u>
Items of Appropriation:		
A. Goal: SOCIAL SECURITY/BENEFIT REPLACEMENT		
Comptroller - Social Security.		
A.1.1. Strategy: STATE MATCH -- EMPLOYER State Match -- Employer. Estimated.	\$ 74,271,014	\$ 74,642,368
A.1.2. Strategy: BENEFIT REPLACEMENT PAY Benefit Replacement Pay. Estimated.	<u>1,635,925</u>	<u>1,390,537</u>
Total, Goal A: SOCIAL SECURITY/BENEFIT REPLACEMENT	<u>\$ 75,906,939</u>	<u>\$ 76,032,905</u>
Grand Total, SOCIAL SECURITY AND BENEFIT REPLACEMENT PAY	<u>\$ 75,906,939</u>	<u>\$ 76,032,905</u>

BOND DEBT SERVICE PAYMENTS

	For the Years Ending	
	August 31, 2020	August 31, 2021
	<u> </u>	<u> </u>
Method of Financing:		
General Revenue Fund	\$ 11,139,346	\$ 10,204,788
Total, Method of Financing	<u>\$ 11,139,346</u>	<u>\$ 10,204,788</u>
Items of Appropriation:		
A. Goal: FINANCE CAPITAL PROJECTS		
A.1.1. Strategy: BOND DEBT SERVICE To Texas Public Finance Authority for Pmt of Bond Debt Svc.	\$ 11,139,346	\$ 10,204,788 & UB
Grand Total, BOND DEBT SERVICE PAYMENTS	<u>\$ 11,139,346</u>	<u>\$ 10,204,788</u>

LEASE PAYMENTS

	For the Years Ending	
	August 31, 2020	August 31, 2021
	<u> </u>	<u> </u>
Method of Financing:		
Total, Method of Financing	<u>\$ 0</u>	<u>\$ 0</u>
Items of Appropriation:		
Grand Total, LEASE PAYMENTS	<u>\$ 0</u>	<u>\$ 0</u>

**RECAPITULATION - ARTICLE VII
BUSINESS AND ECONOMIC DEVELOPMENT
(General Revenue)**

	For the Years Ending	
	August 31, 2020	August 31, 2021
Department of Housing and Community Affairs	\$ 13,612,410	\$ 13,721,060
Department of Motor Vehicles	12,835,851	12,835,851
Department of Transportation	2,438,277	1,938,277
Texas Workforce Commission	195,343,300	194,859,638
Subtotal, Business and Economic Development	\$ 224,229,838	\$ 223,354,826
Retirement and Group Insurance	8,351,760	8,662,441
Social Security and Benefit Replacement Pay	2,452,594	2,455,917
Subtotal, Employee Benefits	\$ 10,804,354	\$ 11,118,358
Bond Debt Service Payments	11,139,346	10,204,788
Subtotal, Debt Service	\$ 11,139,346	\$ 10,204,788
TOTAL, ARTICLE VII - BUSINESS AND ECONOMIC DEVELOPMENT	\$ 246,173,538	\$ 244,677,972

**RECAPITULATION - ARTICLE VII
BUSINESS AND ECONOMIC DEVELOPMENT
(General Revenue-Dedicated)**

	For the Years Ending	
	August 31, 2020	August 31, 2021
Texas Lottery Commission	\$ 257,858,502	\$ 254,037,844
Rider Appropriations	<u>14,480,500</u>	<u>14,480,500</u>
Total	\$ 272,339,002	\$ 268,518,344
Texas Workforce Commission	6,295,280	6,206,303
Reimbursements to the Unemployment Compensation Benefit Account	<u>5,349,381</u>	<u>5,349,381</u>
Subtotal, Business and Economic Development	\$ 283,983,663	\$ 280,074,028
Retirement and Group Insurance	4,906,352	4,943,966
Social Security and Benefit Replacement Pay	<u>1,872,901</u>	<u>1,876,209</u>
Subtotal, Employee Benefits	\$ 6,779,253	\$ 6,820,175
TOTAL, ARTICLE VII - BUSINESS AND ECONOMIC DEVELOPMENT	<u>\$ 290,762,916</u>	<u>\$ 286,894,203</u>

**RECAPITULATION - ARTICLE VII
BUSINESS AND ECONOMIC DEVELOPMENT
(Federal Funds)**

	For the Years Ending	
	August 31, 2020	August 31, 2021
Department of Housing and Community Affairs	\$ 253,282,722	\$ 255,314,918
Department of Motor Vehicles	743,750	743,750
Department of Transportation	5,745,491,560	5,569,766,790
Texas Workforce Commission	<u>1,616,479,501</u>	<u>1,541,797,245</u>
Subtotal, Business and Economic Development	\$ 7,615,997,533	\$ 7,367,622,703
Retirement and Group Insurance	79,959,499	81,210,477
Social Security and Benefit Replacement Pay	<u>14,688,433</u>	<u>14,700,347</u>
Subtotal, Employee Benefits	\$ <u>94,647,932</u>	\$ <u>95,910,824</u>
TOTAL, ARTICLE VII - BUSINESS AND ECONOMIC DEVELOPMENT	<u>\$ 7,710,645,465</u>	<u>\$ 7,463,533,527</u>

**RECAPITULATION - ARTICLE VII
BUSINESS AND ECONOMIC DEVELOPMENT
(Other Funds)**

	For the Years Ending	
	August 31, 2020	August 31, 2021
	<u> </u>	<u> </u>
Department of Housing and Community Affairs	\$ 20,367,920	\$ 20,455,448
Department of Motor Vehicles	142,902,248	139,315,276
Department of Transportation	9,996,238,709	9,466,182,858
Rider Appropriations	<u>326,000,000</u>	<u>0</u>
Total	\$ 10,322,238,709	\$ 9,466,182,858
Texas Workforce Commission	116,043,375	117,124,572
Reimbursements to the Unemployment Compensation Benefit Account	<u>13,570,204</u>	<u>13,570,204</u>
Subtotal, Business and Economic Development	\$ 10,615,122,456	\$ 9,756,648,358
Retirement and Group Insurance	294,997,342	300,700,779
Social Security and Benefit Replacement Pay	<u>56,893,011</u>	<u>57,000,432</u>
Subtotal, Employee Benefits	\$ 351,890,353	\$ 357,701,211
Less Interagency Contracts	<u>\$ 132,922,535</u>	<u>\$ 134,003,692</u>
TOTAL, ARTICLE VII - BUSINESS AND ECONOMIC DEVELOPMENT	<u>\$ 10,834,090,274</u>	<u>\$ 9,980,345,877</u>

**RECAPITULATION - ARTICLE VII
BUSINESS AND ECONOMIC DEVELOPMENT
(All Funds)**

	For the Years Ending	
	August 31, 2020	August 31, 2021
	<u> </u>	<u> </u>
Department of Housing and Community Affairs	\$ 287,263,052	\$ 289,491,426
Texas Lottery Commission	257,858,502	254,037,844
Rider Appropriations	<u>14,480,500</u>	<u>14,480,500</u>
Total	\$ 272,339,002	\$ 268,518,344
Department of Motor Vehicles	156,481,849	152,894,877
Department of Transportation	15,744,168,546	15,037,887,925
Rider Appropriations	<u>326,000,000</u>	<u>0</u>
Total	\$ 16,070,168,546	\$ 15,037,887,925
Texas Workforce Commission	1,934,161,456	1,859,987,758
Reimbursements to the Unemployment Compensation Benefit Account	<u>18,919,585</u>	<u>18,919,585</u>
Subtotal, Business and Economic Development	\$ 18,739,333,490	\$ 17,627,699,915
Retirement and Group Insurance	388,214,953	395,517,663
Social Security and Benefit Replacement Pay	<u>75,906,939</u>	<u>76,032,905</u>
Subtotal, Employee Benefits	\$ 464,121,892	\$ 471,550,568
Bond Debt Service Payments	<u>11,139,346</u>	<u>10,204,788</u>
Subtotal, Debt Service	\$ 11,139,346	\$ 10,204,788
Less Interagency Contracts	<u>\$ 132,922,535</u>	<u>\$ 134,003,692</u>
TOTAL, ARTICLE VII - BUSINESS AND ECONOMIC DEVELOPMENT	<u>\$ 19,081,672,193</u>	<u>\$ 17,975,451,579</u>
Number of Full-Time-Equivalents (FTE)	18,832.0	18,832.0

ARTICLE VIII
REGULATORY

Sec. 1. The several sums of money herein specified, or so much thereby as may be necessary, are appropriated out of any funds in the State Treasury not otherwise appropriated, or out of special funds as indicated, for the support, maintenance, or improvement of the designated regulatory agencies.

STATE OFFICE OF ADMINISTRATIVE HEARINGS

	For the Years Ending	
	August 31, 2020	August 31, 2021
Method of Financing:		
General Revenue Fund	\$ 7,133,065	\$ 7,133,065
<u>Other Funds</u>		
Appropriated Receipts	\$ 80,000	\$ 80,000
Interagency Contracts	4,832,100	4,832,100
Subtotal, Other Funds	\$ 4,912,100	\$ 4,912,100
Total, Method of Financing	\$ 12,045,165	\$ 12,045,165
 This bill pattern represents an estimated 100% of this agency's estimated total available funds for the biennium.		
Number of Full-Time-Equivalents (FTE):	123.0	123.0
Schedule of Exempt Positions:		
Chief Administrative Law Judge, Group 5	\$180,000	\$180,000
Items of Appropriation:		
A. Goal: ADMINISTRATIVE HEARINGS		
Provide for a Fair and Efficient Administrative Hearings Process.		
A.1.1. Strategy: CONDUCT HEARINGS	\$ 9,945,872	\$ 9,945,872
Conduct Hearings and Prepare Proposals for Decisions and Final Orders.		
A.2.1. Strategy: CONDUCT ALT DISPUTE RESOLUTION	249,234	249,234
Conduct Alternative Dispute Resolution Proceedings.		
Total, Goal A: ADMINISTRATIVE HEARINGS	\$ 10,195,106	\$ 10,195,106
B. Goal: INDIRECT ADMINISTRATION		
B.1.1. Strategy: INDIRECT ADMINISTRATION	\$ 1,850,059	\$ 1,850,059
Proceedings.		
Grand Total, STATE OFFICE OF ADMINISTRATIVE HEARINGS	\$ 12,045,165	\$ 12,045,165
Object-of-Expense Informational Listing:		
Salaries and Wages	\$ 9,745,751	\$ 9,745,751
Other Personnel Costs	418,853	418,853
Professional Fees and Services	45,000	45,000
Consumable Supplies	31,408	31,408
Utilities	157,133	157,133
Travel	100,868	100,868
Rent - Building	330,968	330,968
Rent - Machine and Other	33,750	33,750
Other Operating Expense	1,181,434	1,181,434
Total, Object-of-Expense Informational Listing	\$ 12,045,165	\$ 12,045,165
Estimated Allocations for Employee Benefits and Debt Service Appropriations Made Elsewhere in this Act:		
<u>Employee Benefits</u>		
Retirement	\$ 845,318	\$ 849,545
Group Insurance	1,480,509	1,505,523

STATE OFFICE OF ADMINISTRATIVE HEARINGS
(Continued)

Social Security	674,174	677,544
Benefits Replacement	11,822	10,049
Total, Estimated Allocations for Employee Benefits and Debt Service Appropriations Made Elsewhere in this Act	\$ 3,011,823	\$ 3,042,661

1. Performance Measure Targets. The following is a listing of the key performance target levels for the State Office of Administrative Hearings. It is the intent of the Legislature that appropriations made by this Act be utilized in the most efficient and effective manner possible to achieve the intended mission of the State Office of Administrative Hearings. In order to achieve the objectives and service standards established by this Act, the State Office of Administrative Hearings shall make every effort to attain the following designated key performance target levels associated with each item of appropriation.

	2020	2021
A. Goal: ADMINISTRATIVE HEARINGS		
Outcome (Results/Impact):		
Percentage of Participants Surveyed Expressing Satisfaction with Overall Process	92%	92%
Percentage of Proposed Decisions Related to Tax Hearings Issued by Administrative Law Judges within 60 Days of Record Closing	100%	100%
Percentage of Participants Surveyed Satisfied with Overall Alternative Dispute Resolution Process	94%	94%
A.1.1. Strategy: CONDUCT HEARINGS		
Output (Volume):		
Number of Hours Billed (both for General Docket Hearings and Administrative License Revocation Hearings)	80,400	80,400
Number of Administrative License Revocation Cases Disposed	25,000	25,000
Number of General Docket Cases Disposed	5,900	5,900
Percent of Available Administrative Law Judge Time Spent on Case Work	75%	75%
Number of Proposals for Decision Related to Tax Hearings Issued by Administrative Law Judges	400	400
Efficiencies:		
Average Number of Days from Close of Record to Issuance of Proposal for Decision or Final Order Issuance	40	40
Median Number of Days to Dispose Case	75	75
Average Length of Time (Days) Taken to Issue a Proposed Decision Related to Tax Hearings Following Record Closing	9	9
Explanatory:		
Number of Administrative License Revocation Cases Received	25,300	25,300
Number of General Docket Cases Received	5,900	5,900
Number of Agencies Served	50	50
A.2.1. Strategy: CONDUCT ALT DISPUTE RESOLUTION		
Efficiencies:		
Median Number of Days to Dispose Alternative Dispute Resolution Cases	90	90
Explanatory:		
Number of Alternative Dispute Resolution Cases Requested or Referred	110	110

2. Capital Budget. None of the funds appropriated above may be expended for capital budget items except as listed below. The amounts shown below shall be expended only for the purposes shown and are not available for expenditure for other purposes. Amounts appropriated above and identified in the provision as appropriations either for "Lease Payments to the Master Equipment Purchase Program" or for items with an "(MLPP)" notation shall be expended only for the purpose of making lease-purchase payments to the Texas Public Finance Authority pursuant to the provisions of Government Code §1232.103.

	2020	2021
a. Acquisition of Information Resource Technologies		
(1) Integrated case management system, case filing, and timekeeping system	\$ 75,000	\$ 75,000
b. Data Center Consolidation		
(1) Data Center Services Disaster Recovery	\$ 43,799	\$ 43,799
Total, Capital Budget	\$ 118,799	\$ 118,799

STATE OFFICE OF ADMINISTRATIVE HEARINGS
(Continued)

Method of Financing (Capital Budget):

General Revenue Fund	\$ 118,799	\$ 118,799
Total, Method of Financing	<u>\$ 118,799</u>	<u>\$ 118,799</u>

- 3. Benefit Collection.** Agencies that enter into contracts with the State Office of Administrative Hearings (SOAH), for the purpose of performing the hearings function, and make payments to SOAH from funding sources other than General Revenue, must reimburse SOAH for employee benefit costs for salaries and wages. These reimbursements to SOAH will then be paid to the General Revenue Fund in proportion to the source of funds from which the respective salary or wage is paid.
- 4. Contingency Appropriation for Expanded Jurisdiction.** Contingent on the enactment of legislation by the Eighty-sixth Legislature transferring the hearings functions of other state agencies to the State Office of Administrative Hearings (SOAH), or otherwise expanding the jurisdiction of the office, SOAH may expend funds transferred to the office from those agencies or funds appropriated for the purpose of handling the expanded jurisdiction, pursuant to provisions elsewhere in this Act. Appropriations authorized pursuant to this provision may be expended only to implement the transferred functions or expanded jurisdiction. All funds collected by SOAH as payment for, or reimbursement of, the office's costs of providing services to other state agencies or governmental entities, or others as directed by the Legislature, are appropriated to SOAH for use in expanded jurisdiction cases during the biennium. Any unexpended balances related to the transferring of hearing functions to SOAH or expanding jurisdiction of the office as of August 31, 2020, are appropriated to the State Office of Administrative Hearings for the fiscal year beginning September 1, 2020.
- 5. Hearings Activity Report.** By May 1st and November 1st of each fiscal year, the State Office of Administrative Hearings (SOAH) shall submit to the Legislative Budget Board and the Governor a report detailing hearings activity conducted during the prior two fiscal year quarters. The report shall indicate in a format prescribed by the Legislative Budget Board, for each agency served by method of finance, the projected and actual person hours allocated to the agency's cases and the cost, both direct and indirect, of conducting the hearings. The report shall also indicate in a format prescribed by the Legislative Budget Board, for each agency served, the projected and actual number of cases received, the number of cases disposed, the number of administrative fine cases disposed, and the median number of days between the date a case is received by SOAH and the date the case is finally disposed, and any other information requested by the Legislative Budget Board during the reporting period.
- 6. Contingency for Additional Self-directed Semi-independent Agencies.** Contingent upon additional agencies becoming a self-directed semi-independent (SDSI) agencies during the 2020-21 biennium, any agency becoming an SDSI agency that is listed in Rider 7 shall be removed from the exemption granted in Rider 7 below.
- 7. Billing Rate for Workload.**
- a. Unless otherwise provided, amounts appropriated above and elsewhere in this Act for funding for the payment of costs associated with administrative hearings conducted by the State Office of Administrative Hearings (SOAH) are based on SOAH's actual hourly costs as determined by the most recently published Hearing Activity Report (HARP). SOAH's billing rate shall be actual costs as determined by the most recently published HARP, but not to exceed \$150 per hour for each hour of work performed during each fiscal year as reflected by the SOAH's Legislative Appropriation Request and Hearings Activity Report to the Eighty-sixth Legislature.
 - b. Amounts appropriated above in Strategy A.1.1, Conduct Hearings, to SOAH from the General Revenue Fund include funding in each year of the biennium for billable casework hours performed by SOAH for conducting administrative hearings at the rate determined by SOAH and approved by the Legislature for those agencies that do not have appropriations for paying SOAH costs for administrative hearings and are not subject to subsection (a) of this Section:

- (1) Board of Chiropractic Examiners
- (2) Texas State Board of Dental Examiners

STATE OFFICE OF ADMINISTRATIVE HEARINGS
(Continued)

- (3) Funeral Service Commission
- (4) Board of Professional Geoscientists
- (5) Board of Professional Land Surveying
- (6) Texas Medical Board
- (7) Texas Board of Nursing
- (8) Optometry Board
- (9) Board of Pharmacy
- (10) Executive Council of Physical Therapy and Occupational Therapy Examiners
- (11) Board of Plumbing Examiners
- (12) Board of Examiners of Psychologists
- (13) Board of Veterinary Medical Examiners
- (14) Secretary of State
- (15) Securities Board
- (16) Public Utility Commission of Texas (not including waste water cases)
- (17) Teacher Retirement System
- (18) Pension Review Board
- (19) Employees Retirement System
- (20) Department of Housing and Community Affairs
- (21) Texas Lottery Commission
- (22) Department of Public Safety
- (23) Texas Commission on Law Enforcement
- (24) Commission on Fire Protection
- (25) Department of Insurance (not including the Division of Workers' Compensation)
- (26) Alcoholic Beverage Commission
- (27) Racing Commission
- (28) Department of Agriculture
- (29) Department of Transportation
- (30) Higher Education Coordinating Board
- (31) Parks and Wildlife Department
- (32) Department of Licensing and Regulation

BOARD OF CHIROPRACTIC EXAMINERS

	For the Years Ending	
	August 31, 2020	August 31, 2021
	<u> </u>	<u> </u>
Method of Financing:		
General Revenue Fund	\$ 841,482	\$ 841,483
Appropriated Receipts	<u>\$ 47,500</u>	<u>\$ 47,500</u>
Total, Method of Financing	<u>\$ 888,982</u>	<u>\$ 888,983</u>
Other Direct and Indirect Costs Appropriated Elsewhere in this Act	\$ 278,728	\$ 279,352
This bill pattern represents an estimated 100% of this agency's estimated total available funds for the biennium.		
Number of Full-Time-Equivalents (FTE):	13.0	13.0
Schedule of Exempt Positions:		
Executive Director, Group 2	\$100,830	\$100,830
Items of Appropriation:		
A. Goal: ENSURE PUBLIC PROTECTION		
Provide Public Protection through Enforcement of Chiropractic Statutes.		
A.1.1. Strategy: LICENSING SYSTEM	\$ 216,650	\$ 216,650
Operate a Comprehensive Licensing System for Chiropractors.		
A.1.2. Strategy: TEXAS.GOV	29,850	29,850
Texas.gov. Estimated and Nontransferable.		

BOARD OF CHIROPRACTIC EXAMINERS
(Continued)

A.2.1. Strategy: ENFORCEMENT	<u>473,063</u>	<u>473,064</u>
Provide a System to Investigate and Resolve Complaints.		
Total, Goal A: ENSURE PUBLIC PROTECTION	\$ 719,563	\$ 719,564
B. Goal: INDIRECT ADMINISTRATION		
B.1.1. Strategy: INDIRECT ADMIN ENFORCE AND LICENSE	<u>\$ 169,419</u>	<u>\$ 169,419</u>
Indirect Admin Enforcement and License.		
Grand Total, BOARD OF CHIROPRACTIC EXAMINERS	<u>\$ 888,982</u>	<u>\$ 888,983</u>
Object-of-Expense Informational Listing:		
Salaries and Wages	\$ 727,053	\$ 727,053
Other Personnel Costs	11,176	11,536
Professional Fees and Services	68,663	68,543
Consumable Supplies	8,150	8,150
Utilities	3,700	3,700
Travel	26,080	25,960
Rent - Building	170	170
Rent - Machine and Other	2,700	2,700
Other Operating Expense	<u>41,290</u>	<u>41,171</u>
Total, Object-of-Expense Informational Listing	<u>\$ 888,982</u>	<u>\$ 888,983</u>
Estimated Allocations for Employee Benefits and Debt Service Appropriations Made Elsewhere in this Act:		
<u>Employee Benefits</u>		
Retirement	\$ 47,372	\$ 47,609
Group Insurance	96,944	98,611
Social Security	<u>43,636</u>	<u>43,854</u>
Total, Estimated Allocations for Employee Benefits and Debt Service Appropriations Made Elsewhere in this Act	<u>\$ 187,952</u>	<u>\$ 190,074</u>

1. **Performance Measure Targets.** The following is a listing of the key performance target levels for the Board of Chiropractic Examiners. It is the intent of the Legislature that appropriations made by this Act be utilized in the most efficient and effective manner possible to achieve the intended mission of the Board of Chiropractic Examiners. In order to achieve the objectives and service standards established by this Act, the Board of Chiropractic Examiners shall make every effort to attain the following designated key performance target levels associated with each item of appropriation.

	<u>2020</u>	<u>2021</u>
A. Goal: ENSURE PUBLIC PROTECTION		
Outcome (Results/Impact):		
Percent of Licensees with No Recent Violations	95%	95%
Percent of Licensees Who Renew Online	95%	95%
Percent of Complaints Resulting in Disciplinary Action	35%	35%
A.1.1. Strategy: LICENSING SYSTEM		
Output (Volume):		
Number of New Licenses Issued to Individuals	300	300
Number of Licenses Renewed (Individuals)	6,150	6,150
A.2.1. Strategy: ENFORCEMENT		
Output (Volume):		
Number of Complaints Resolved	350	350
Efficiencies:		
Average Time Per Complaint Resolution (Days)	250	250
Explanatory:		
Number of Jurisdictional Complaints Received	350	350

TEXAS STATE BOARD OF DENTAL EXAMINERS

	For the Years Ending	
	<u>August 31, 2020</u>	<u>August 31, 2021</u>
Method of Financing:		
General Revenue Fund	\$ 4,441,508	\$ 4,311,485

TEXAS STATE BOARD OF DENTAL EXAMINERS
(Continued)

Appropriated Receipts	\$ 258,500	\$ 258,500
Total, Method of Financing	<u>\$ 4,700,008</u>	<u>\$ 4,569,985</u>
Other Direct and Indirect Costs Appropriated Elsewhere in this Act	\$ 1,220,402	\$ 1,223,482
This bill pattern represents an estimated 100% of this agency's estimated total available funds for the biennium.		
Number of Full-Time-Equivalents (FTE):	59.0	59.0
Schedule of Exempt Positions:		
Executive Director, Group 3	\$127,435	\$127,435
Items of Appropriation:		
A. Goal: QUALITY DENTAL CARE		
To Ensure Quality Dental Care for the People of Texas.		
A.1.1. Strategy: COMPLAINT RESOLUTION Provide a System to Investigate and Resolve Complaints.	\$ 3,211,540	\$ 3,081,017
A.1.2. Strategy: PEER ASSISTANCE PROGRAM Provide a Peer Assistance Program for Licensed Individuals.	132,240	132,240
A.2.1. Strategy: LICENSURE/REGISTRATION/CERT Conduct an Efficient Licensure/Registration/Certification Process.	1,012,510	1,013,010
A.2.2. Strategy: TEXAS.GOV Texas.gov. Estimated and Nontransferable.	<u>250,000</u>	<u>250,000</u>
Total, Goal A: QUALITY DENTAL CARE	\$ 4,606,290	\$ 4,476,267
B. Goal: INDIRECT ADMINISTRATION		
B.1.1. Strategy: INDIRECT ADMIN - LICENSURE Indirect Administration - Licensure and Registration.	\$ 46,722	\$ 46,722
B.1.2. Strategy: IND ADMIN - COMPLAINT RESOLUTION Indirect Administration - Complaint Resolution.	<u>46,996</u>	<u>46,996</u>
Total, Goal B: INDIRECT ADMINISTRATION	<u>\$ 93,718</u>	<u>\$ 93,718</u>
Grand Total, TEXAS STATE BOARD OF DENTAL EXAMINERS	<u>\$ 4,700,008</u>	<u>\$ 4,569,985</u>
Object-of-Expense Informational Listing:		
Salaries and Wages	\$ 2,817,786	\$ 2,817,787
Other Personnel Costs	76,220	82,220
Professional Fees and Services	555,881	426,731
Consumable Supplies	38,867	28,475
Utilities	15,900	15,900
Travel	111,968	111,968
Rent - Building	250	250
Rent - Machine and Other	17,000	17,000
Other Operating Expense	<u>1,066,136</u>	<u>1,069,654</u>
Total, Object-of-Expense Informational Listing	<u>\$ 4,700,008</u>	<u>\$ 4,569,985</u>
Estimated Allocations for Employee Benefits and Debt Service Appropriations Made Elsewhere in this Act:		
<u>Employee Benefits</u>		
Retirement	\$ 230,229	\$ 231,380
Group Insurance	542,040	549,132
Social Security	195,290	196,267
Benefits Replacement	<u>939</u>	<u>798</u>
Subtotal, Employee Benefits	\$ 968,498	\$ 977,577

TEXAS STATE BOARD OF DENTAL EXAMINERS
(Continued)

Debt Service
Lease Payments

\$ 720 \$ 499

Total, Estimated Allocations for Employee Benefits and Debt Service Appropriations Made Elsewhere in this Act

\$ 969,218 \$ 978,076

1. Performance Measure Targets. The following is a listing of the key performance target levels for the Texas State Board of Dental Examiners. It is the intent of the Legislature that appropriations made by this Act be utilized in the most efficient and effective manner possible to achieve the intended mission of the Texas State Board of Dental Examiners. In order to achieve the objectives and service standards established by this Act, the Texas State Board of Dental Examiners shall make every effort to attain the following designated key performance target levels associated with each item of appropriation.

	<u>2020</u>	<u>2021</u>
A. Goal: QUALITY DENTAL CARE		
Outcome (Results/Impact):		
Percent of Complaints Resulting in Disciplinary Action	12%	12%
Percent of Jurisdictional and Filed Complaints, Which Were Resolved during the Reporting Period, that Resulted in Remedial Action	8%	8%
Percent of Licensees with No Recent Violations: Dentist	97%	97%
Percent of Licensees Who Renew Online	85%	85%
Percent of New Individual Licenses Issued Online	60%	60%
A.1.1. Strategy: COMPLAINT RESOLUTION		
Output (Volume):		
Number of Complaints Resolved	1,000	1,000
Efficiencies:		
Average Time for Complaint Resolution (Days)	400	400
Explanatory:		
Number of Jurisdictional Complaints Received	1,075	1,075
A.1.2. Strategy: PEER ASSISTANCE PROGRAM		
Output (Volume):		
Number of Licensed Individuals Participating in a Peer Assistance Program	85	85
A.2.1. Strategy: LICENSURE/REGISTRATION/CERT		
Output (Volume):		
Number of New Licenses Issued to Individuals: Dentists	975	975
Number of Licenses Renewed (Individuals): Dentists	17,000	17,000
Number of New Licenses Issued to Individuals: Dental Hygienists	775	775
Number of Licenses Renewed (Individuals): Dental Hygienists	13,000	13,000
Number of New Registrations Issued: Dental Assistants	7,175	7,175
Number of Registrations Renewed: Dental Assistants	39,000	39,000
Explanatory:		
Total Number of Business Facilities Registered: Dental Labs	850	850

2. Contingency for Behavioral Health Funds. Notwithstanding appropriation authority granted above, the Comptroller of Public Accounts shall not allow the expenditure of General Revenue-Related behavioral health funds for the Board of Dental Examiners in Strategy A.1.2, Peer Assistance Program, in fiscal year 2020 or fiscal year 2021, as identified in Art. IX, Sec. 10.04, Statewide Behavioral Health Strategic Plan and Coordinated Expenditures, if the Legislative Budget Board provides notification to the Comptroller of Public Accounts that the agency's planned expenditure of those funds in fiscal year 2020 or fiscal year 2021 does not satisfy the requirements of Art. IX, Sec. 10.04, Statewide Behavioral Health Strategic Plan and Coordinated Expenditures.

3. Reimbursement of Advisory Committee Members. Pursuant to Chapter 2110, Government Code, reimbursement of expenses for advisory committee members, out of funds appropriated above, not to exceed \$6,000 in General Revenue in fiscal year 2020 and \$6,000 in General Revenue in fiscal year 2021, is limited to the following advisory committee: Advisory Committee on Dental Anesthesia.

FUNERAL SERVICE COMMISSION

	For the Years Ending	
	August 31, 2020	August 31, 2021
Method of Financing:		
General Revenue Fund	\$ 771,266	\$ 771,267
Appropriated Receipts	\$ 87,100	\$ 87,100
Total, Method of Financing	\$ 858,366	\$ 858,367
Other Direct and Indirect Costs Appropriated Elsewhere in this Act	\$ 303,679	\$ 304,284
This bill pattern represents an estimated 100% of this agency's estimated total available funds for the biennium.		
Number of Full-Time-Equivalents (FTE):	12.0	12.0
Schedule of Exempt Positions:		
Executive Director, Group 2	\$99,721	\$99,721
Items of Appropriation:		
A. Goal: COMPETENT LICENSEES		
Manage Examination/Licensure to Develop Competent & Ethical Licensees.		
A.1.1. Strategy: LICENSING REQUIREMENTS	\$ 339,518	\$ 339,576
Issue and Renew Licenses, Monitor Continuing Education.		
A.1.2. Strategy: TEXAS.GOV	46,500	46,500
Texas.gov. Estimated and Nontransferable.		
Total, Goal A: COMPETENT LICENSEES	\$ 386,018	\$ 386,076
B. Goal: ENFORCE STANDARDS		
To Aggressively & Effectively Provide Enforcement & Protect the Public.		
B.1.1. Strategy: INSPECTIONS	\$ 184,569	\$ 184,555
Provide Enforcement through Inspections.		
B.2.1. Strategy: RULE COMPLIANCE	287,779	287,736
Investigate Complaints & Recommend Disciplinary/Other Action.		
Total, Goal B: ENFORCE STANDARDS	\$ 472,348	\$ 472,291
Grand Total, FUNERAL SERVICE COMMISSION	\$ 858,366	\$ 858,367
Object-of-Expense Informational Listing:		
Salaries and Wages	\$ 618,169	\$ 618,169
Other Personnel Costs	38,440	38,920
Professional Fees and Services	330	330
Consumable Supplies	4,110	3,631
Utilities	2,190	2,190
Travel	38,000	38,000
Rent - Building	540	540
Rent - Machine and Other	2,406	2,406
Other Operating Expense	154,181	154,181
Total, Object-of-Expense Informational Listing	\$ 858,366	\$ 858,367
Estimated Allocations for Employee Benefits and Debt Service Appropriations Made Elsewhere in this Act:		
<u>Employee Benefits</u>		
Retirement	\$ 51,039	\$ 51,294
Group Insurance	135,399	137,869
Social Security	44,289	44,510
Total, Estimated Allocations for Employee Benefits and Debt Service Appropriations Made Elsewhere in this Act	\$ 230,727	\$ 233,673

FUNERAL SERVICE COMMISSION
(Continued)

1. Performance Measure Targets. The following is a listing of the key performance target levels for the Funeral Service Commission. It is the intent of the Legislature that appropriations made by this Act be utilized in the most efficient and effective manner possible to achieve the intended mission of the Funeral Service Commission. In order to achieve the objectives and service standards established by this Act, the Funeral Service Commission shall make every effort to attain the following designated key performance target levels associated with each item of appropriation.

	2020	2021
A. Goal: COMPETENT LICENSEES		
Outcome (Results/Impact):		
Percent of Licensees with No Recent Violations	98%	98%
Percent of Licensees Who Renew Online	86%	86%
A.1.1. Strategy: LICENSING REQUIREMENTS		
Output (Volume):		
Number of New Licenses Issued to Individuals	380	380
Number of Individual Licenses Renewed	2,250	2,250
Number of New Licenses Issued to Facilities	80	80
Number of Facility Licenses Renewed	750	750
Explanatory:		
Total Number of Individuals Licensed	5,025	5,025
Total Number of Facilities Licensed	1,625	1,625
B. Goal: ENFORCE STANDARDS		
Outcome (Results/Impact):		
Percent of Complaints Resulting in Disciplinary Action	40%	40%
Percent of Complaints Resolved within 6 Months	80%	80%
B.1.1. Strategy: INSPECTIONS		
Output (Volume):		
Number of Establishments Inspected	1,000	1,000
B.2.1. Strategy: RULE COMPLIANCE		
Output (Volume):		
Number of Complaints Resolved	100	100
Number of Complaints Pending	26	26
Efficiencies:		
Average Time for Complaint Resolution (Days)	120	120
Explanatory:		
Number of Jurisdictional Complaints Received	120	120

2. Sunset Contingency. Funds appropriated above for fiscal year 2021 for the Funeral Service Commission are made contingent on the continuation of the Funeral Service Commission by the Eighty-sixth Legislature, Regular Session, 2019. In the event that the agency is not continued, the funds appropriated for fiscal year 2020, or as much thereof as may be necessary are to be used to provide for the phase out of the agency operations.

BOARD OF PROFESSIONAL GEOSCIENTISTS

	For the Years Ending	
	August 31, 2020	August 31, 2021
Method of Financing:		
General Revenue Fund	\$ 595,636	\$ 595,637
Total, Method of Financing	\$ 595,636	\$ 595,637
Other Direct and Indirect Costs Appropriated Elsewhere in this Act	\$ 111,388	\$ 111,696
This bill pattern represents an estimated 100% of this agency's estimated total available funds for the biennium.		
Number of Full-Time-Equivalents (FTE):	7.5	7.5
Schedule of Exempt Positions:		
Executive Director, Group 2	\$109,157	\$109,157

BOARD OF PROFESSIONAL GEOSCIENTISTS
(Continued)

Items of Appropriation:

A. Goal: LICENSING

Assure Geoscience is Practiced Only by Qualified/Registered Licensees.

A.1.1. Strategy: APPLICATION REVIEW	\$ 138,267	\$ 138,269
Evaluate Applications and Ensure Proper Examination.		
A.1.2. Strategy: TEXAS.GOV	25,000	25,000
Texas.gov. Estimated and Nontransferable.		
A.1.3. Strategy: INFORMATIONAL SERVICES	194,680	194,680
Maintain Current Registry and Provide Timely Information.		
Total, Goal A: LICENSING	\$ 357,947	\$ 357,949

B. Goal: ENFORCEMENT

Ensure Effective Enforcement of TX Geoscience Practice Act.

B.1.1. Strategy: ENFORCEMENT	\$ 219,230	\$ 219,229
Investigate & Reach Final Resolution of Reported Violations.		

C. Goal: INDIRECT ADMINISTRATION

C.1.1. Strategy: INDIRECT ADMIN	\$ 11,763	\$ 11,763
Indirect Administration - Licensing.		
C.1.2. Strategy: INDIRECT ADMIN	6,696	6,696
Indirect Administration - Enforcement.		
Total, Goal C: INDIRECT ADMINISTRATION	\$ 18,459	\$ 18,459

Grand Total, BOARD OF PROFESSIONAL GEOSCIENTISTS	\$ 595,636	\$ 595,637
---	------------	------------

Object-of-Expense Informational Listing:

Salaries and Wages	\$ 401,886	\$ 401,886
Other Personnel Costs	22,566	22,606
Professional Fees and Services	56,150	56,150
Consumable Supplies	7,300	7,300
Utilities	650	650
Travel	24,000	24,000
Rent - Building	1,950	1,950
Rent - Machine and Other	1,600	1,600
Other Operating Expense	79,534	79,495
Total, Object-of-Expense Informational Listing	\$ 595,636	\$ 595,637

Estimated Allocations for Employee Benefits and Debt Service Appropriations Made Elsewhere in this Act:

Employee Benefits

Retirement	\$ 30,542	\$ 30,695
Group Insurance	38,823	38,823
Social Security	31,438	31,595
Benefits Replacement	751	638

Total, Estimated Allocations for Employee Benefits and Debt Service Appropriations Made Elsewhere in this Act	\$ 101,554	\$ 101,751
--	------------	------------

1. Performance Measure Targets. The following is a listing of the key performance target levels for the Board of Professional Geoscientists. It is the intent of the Legislature that appropriations made by this Act be utilized in the most efficient and effective manner possible to achieve the intended mission of the Board of Professional Geoscientists. In order to achieve the objectives and service standards established by this Act, the Board of Professional Geoscientists shall make every effort to attain the following designated key performance target levels associated with each item of appropriation.

	2020	2021
A. Goal: LICENSING		
Outcome (Results/Impact):		
Percent of Licensees with No Recent Violations	99%	99%
Percent of Licensees Who Renew Online	87%	87%

BOARD OF PROFESSIONAL GEOSCIENTISTS
(Continued)

A.1.1. Strategy: APPLICATION REVIEW		
Output (Volume):		
Number of New Licenses Issued to Individuals	70	70
Efficiencies:		
Percentage of New Individual Licenses Issued within 10 Days	100%	100%
Percentage of Individual License Renewals Issued within 7 Days	100%	100%
Explanatory:		
Total Number of Individuals Licensed	4,200	4,200
 B. Goal: ENFORCEMENT		
Outcome (Results/Impact):		
Percent of Complaints Resulting in Disciplinary Action	25%	25%
Percent of Documented Complaints Resolved within Six Months	90%	90%
B.1.1. Strategy: ENFORCEMENT		
Output (Volume):		
Complaints Resolved	40	40
Number of Compliance Orders Issued	500	500
Number of Disciplinary Actions Taken	13	13
Efficiencies:		
Average Time for Complaint Resolution (Days)	180	180
Explanatory:		
Jurisdictional Complaints Received	45	45

2. **Sunset Contingency.** Funds appropriated above for fiscal year 2021 for the Texas Board of Professional Geoscientists are made contingent on the continuation of the Texas Board of Professional Geoscientists by the Eighty-sixth Legislature, Regular Session, 2019. In the event that the agency is not continued, the funds appropriated for fiscal year 2020, or as much thereof as may be necessary are to be used to provide for the phase out of agency operations.

HEALTH PROFESSIONS COUNCIL

	For the Years Ending	
	August 31, 2020	August 31, 2021
Method of Financing:		
Interagency Contracts	\$ 1,121,744	\$ 1,139,239
Total, Method of Financing	<u>\$ 1,121,744</u>	<u>\$ 1,139,239</u>
This bill pattern represents an estimated 100% of this agency's estimated total available funds for the biennium.		
Number of Full-Time-Equivalents (FTE):	7.0	7.0
Items of Appropriation:		
A. Goal: COORDINATION AND SUPPORT		
A.1.1. Strategy: AGENCY COORDINATION AND SUPPORT	\$ 1,121,744	\$ 1,139,239
Member Agency Coordination and Support.		
 Grand Total, HEALTH PROFESSIONS COUNCIL	 <u>\$ 1,121,744</u>	 <u>\$ 1,139,239</u>
Object-of-Expense Informational Listing:		
Salaries and Wages	\$ 493,702	\$ 493,702
Other Personnel Costs	7,560	7,680
Professional Fees and Services	553,282	570,657
Consumable Supplies	850	850
Utilities	11,120	11,120
Rent - Machine and Other	12,000	12,000
Other Operating Expense	<u>43,230</u>	<u>43,230</u>
Total, Object-of-Expense Informational Listing	<u>\$ 1,121,744</u>	<u>\$ 1,139,239</u>
Estimated Allocations for Employee Benefits and Debt Service Appropriations Made Elsewhere in this Act:		
<u>Employee Benefits</u>		
Retirement	\$ 38,232	\$ 38,424

HEALTH PROFESSIONS COUNCIL
(Continued)

Group Insurance	62,320	62,320
Social Security	37,706	37,895

Total, Estimated Allocations for Employee Benefits and Debt Service Appropriations Made Elsewhere in this Act \$ 138,258 \$ 138,639

1. Performance Measure Targets. The following is a listing of the key performance target levels for the Health Professions Council. It is the intent of the Legislature that appropriations made by this Act be utilized in the most efficient and effective manner possible to achieve the intended mission of the Health Professions Council. In order to achieve the objectives and service standards established by this Act, the Health Professions Council shall make every effort to attain the following designated key performance target levels associated with each item of appropriation.

	2020	2021
A. Goal: COORDINATION AND SUPPORT		
Outcome (Results/Impact):		
Number of Events Attended by a HPC Staff Member on Behalf of HPC Member Agencies	12	12
Number of People Who Attend an HPC Sponsored Training Session	50	50
A.1.1. Strategy: AGENCY COORDINATION AND SUPPORT		
Output (Volume):		
Number of Completed Support Requests	1,200	1,200

2. Capital Budget. None of the funds appropriated above may be expended for capital budget items except as listed below. The amounts shown below shall be expended only for the purposes shown and are not available for expenditure for other purposes. Amounts appropriated above and identified in this provision as appropriations either for "Lease Payments to the Master Lease Purchase Program" or for items with a "(MLPP)" notation shall be expended only for the purpose of making lease-purchase payments to the Texas Public Finance Authority pursuant to the provisions of government Code 1232.103.

	2020	2021
a. Data Center Consolidation		
(1) Shared Regulatory Database Migration	\$ 149,911	\$ 157,406
Total, Capital Budget	\$ 149,911	\$ 157,406
Method of Financing (Capital Budget):		
Interagency Contracts	\$ 149,911	\$ 157,406
Total, Method of Financing	\$ 149,911	\$ 157,406

3. Prorated Assessments Report. Before September 1, 2020, the Health Professions Council (HPC) shall submit to the Legislative Budget Board and the Governor a report detailing the use of member agency prorated assessments transferred during fiscal year 2020 and the planned use of like transfers in fiscal years 2021 through 2023. The report shall indicate in a format prescribed by the Legislative Budget Board, for each agency served, all costs related to carrying out the functions named in Section 3, Funding for Health Professions Council, Special Provisions Relating to all Regulatory Agencies. The report shall also indicate in a format prescribed by the Legislative Budget Board, the receipt and expenditure of interagency contract funds received by the council, the cause for cost changes to functions named in Section 3, Funding for Health Professions Council, Special Provisions Relating to all Regulatory Agencies and any other information requested by the Legislative Budget Board during the reporting period.

4. Notification of Contract Changes. Out of funds appropriated above in Strategy A.1.1, Agency Coordination and Support, the Health Professions Council shall notify the Legislative Budget Board when entering into a new contract with a state agency or external vendor at least 30 days prior to the execution of the contract. Additionally, the Health Professions Council shall notify the Legislative Budget Board regarding amendments to the scope of services being provided to participating agencies or amendments to existing contracts with external vendors at least 30 days prior to the execution of the amendments.

OFFICE OF INJURED EMPLOYEE COUNSEL

	For the Years Ending	
	August 31, 2020	August 31, 2021
Method of Financing:		
GR Dedicated - Texas Department of Insurance Operating Fund Account No. 036	\$ 8,764,133	\$ 8,764,133
Total, Method of Financing	<u>\$ 8,764,133</u>	<u>\$ 8,764,133</u>
Other Direct and Indirect Costs Appropriated Elsewhere in this Act	\$ 3,435,006	\$ 3,441,923
This bill pattern represents an estimated 100% of this agency's estimated total available funds for the biennium.		
Number of Full-Time-Equivalents (FTE):	175.0	175.0
Schedule of Exempt Positions:		
Public Counsel, Group 4	\$151,048	\$151,048
Items of Appropriation:		
A. Goal: OMBUDSMAN PROGRAM		
Assist Individual Injured Employees through the Ombudsman Program.		
A.1.1. Strategy: OMBUDSMAN PROGRAM	\$ 5,090,827	\$ 5,090,827
Assist Unrepresented Injured Employees in Dispute Resolution.		
B. Goal: EDUCATION AND REFERRAL		
Increase Injured Employee Education and Provide Referrals.		
B.1.1. Strategy: RIGHTS RESPONSIBILITIES & REFERRAL	\$ 1,938,840	\$ 1,938,840
Assist Injured Employees & Provide Referrals to Programs & Services.		
C. Goal: ADVOCATE FOR INJURED EMPLOYEES		
Advocate for Injured Employees As a Class.		
C.1.1. Strategy: ADVOCATE FOR INJURED EMPLOYEES	\$ 1,734,466	\$ 1,734,466
Grand Total, OFFICE OF INJURED EMPLOYEE COUNSEL	<u>\$ 8,764,133</u>	<u>\$ 8,764,133</u>
Object-of-Expense Informational Listing:		
Salaries and Wages	\$ 8,058,039	\$ 8,058,039
Other Personnel Costs	224,391	224,391
Professional Fees and Services	54,491	54,491
Utilities	12,400	12,400
Travel	202,518	202,518
Rent - Building	583	583
Other Operating Expense	<u>211,711</u>	<u>211,711</u>
Total, Object-of-Expense Informational Listing	<u>\$ 8,764,133</u>	<u>\$ 8,764,133</u>
Estimated Allocations for Employee Benefits and Debt Service Appropriations Made Elsewhere in this Act:		
<u>Employee Benefits</u>		
Retirement	\$ 671,903	\$ 675,263
Group Insurance	1,734,472	1,761,184
Social Security	527,696	530,334
Benefits Replacement	<u>8,195</u>	<u>6,965</u>
Total, Estimated Allocations for Employee Benefits and Debt Service Appropriations Made Elsewhere in this Act	<u>\$ 2,942,266</u>	<u>\$ 2,973,746</u>

1. Performance Measure Targets. The following is a listing of the key performance target levels for the Office of Injured Employee Counsel. It is the intent of the Legislature that appropriations made by this Act be utilized in the most efficient and effective manner possible to achieve the intended mission of the Office of Injured Employee Counsel. In order to achieve

OFFICE OF INJURED EMPLOYEE COUNSEL
(Continued)

the objectives and service standards established by this Act, the Office of Injured Employee Counsel shall make every effort to attain the following designated key performance target levels associated with each item of appropriation.

	<u>2020</u>	<u>2021</u>
A. Goal: OMBUDSMAN PROGRAM		
Outcome (Results/Impact):		
Percentage of Texas Department of Insurance Administrative Dispute Resolution Proceedings in which an Ombudsman Assisted an Unrepresented Injured Employee	45%	45%
Percentage of Issues Raised at Contested Case Hearings (CCH) where the Injured Employee Prevailed when Assisted by an Ombudsman	26%	26%
Percentage of Issues Raised on Appeal Where the Injured Employee Prevailed when Assisted by an Ombudsman	23%	23%
A.1.1. Strategy: OMBUDSMAN PROGRAM		
Output (Volume):		
Number of Benefit Review Conferences with Ombudsman Assistance	6,500	6,500
Number of Contested Case Hearings with Ombudsman Assistance	2,600	2,600
Number of Injured Employees Prepared for an Appeal by an Ombudsman	1,000	1,000
Explanatory:		
Number of Preparation Appointments Held Prior to a Benefit Review Conference by an Ombudsman	15,000	15,000
Number of Preparation Appointments Held Prior to a Contested Case Hearing by an Ombudsman	5,000	5,000
Number of Preparation Appointments Held for an Appeal by an Ombudsman	1,050	1,050
B. Goal: EDUCATION AND REFERRAL		
B.1.1. Strategy: RIGHTS RESPONSIBILITIES & REFERRAL		
Efficiencies:		
Average Number of Educational Sessions Provided to or on Behalf of Injured Employees Per Month	20,000	20,000
C. Goal: ADVOCATE FOR INJURED EMPLOYEES		
Outcome (Results/Impact):		
Percentage of Adopted Workers' Compensation Rules Analyzed	100%	100%
C.1.1. Strategy: ADVOCATE FOR INJURED EMPLOYEES		
Output (Volume):		
Number of Assists a Regional Staff Attorney Provides to an Ombudsman	2,700	2,700

2. Unexpended Balance Authority. Any unexpended balances as of August 31, 2020, not to exceed 5 percent for any item of appropriation, are appropriated to the Office of Injured Employee Counsel for the same purposes for the fiscal year ending August 31, 2021.

3. Administrative Attachment Budget. Amounts appropriated to the Texas Department of Insurance in Strategy E.1.1, Central Administration, include \$915,000 each year of the biennium in General Revenue-Dedicated Texas Department of Insurance Operating Fund 36 funding for the costs of rental space, equipment, postage, and supplies associated with the administrative attachment costs for the Office of Injured Employee Counsel (OIEC). OIEC may not exceed projected expenditures in the above mentioned categories by more than ten percent without prior written approval from the Legislative Budget Board.

DEPARTMENT OF INSURANCE

	For the Years Ending	
	<u>August 31, 2020</u>	<u>August 31, 2021</u>
Method of Financing:		
<u>General Revenue Fund</u>		
General Revenue Fund	\$ 230,926	\$ 230,926
General Revenue - Insurance Companies Maintenance Tax and Insurance Department Fees	<u>42,958,467</u>	<u>42,981,711</u>
Subtotal, General Revenue Fund	\$ 43,189,393	\$ 43,212,637

DEPARTMENT OF INSURANCE
(Continued)

<u>General Revenue Fund - Dedicated</u>		
Texas Department of Insurance Operating Fund Account No. 036	\$ 57,539,484	\$ 56,213,338
Subsequent Injury Account No. 5101	<u>6,551,464</u>	<u>6,551,464</u>
Subtotal, General Revenue Fund - Dedicated	\$ 64,090,948	\$ 62,764,802
Federal Funds	\$ 2,227,593	\$ 2,227,593
<u>Other Funds</u>		
TexasSure Fund No. 161	\$ 5,073,752	\$ 5,073,752
Appropriated Receipts	<u>362,130</u>	<u>362,130</u>
Subtotal, Other Funds	\$ 5,435,882	\$ 5,435,882
Total, Method of Financing	<u>\$ 114,943,816</u>	<u>\$ 113,640,914</u>
Other Direct and Indirect Costs Appropriated Elsewhere in this Act	\$ 37,051,641	\$ 37,115,833
This bill pattern represents an estimated 46.7% of this agency's estimated total available funds for the biennium.		
Number of Full-Time-Equivalents (FTE):	1,337.7	1,337.7
Schedule of Exempt Positions:		
Commissioner of Insurance, Group 7	\$217,139	\$217,139
Commissioner of Workers' Compensation, Group 6	169,111	169,111
Items of Appropriation:		
A. Goal: ACCESS TO AFFORDABLE INSURANCE		
Promote Consumer Access to Affordable Insur Products W/in a Fair Mrkt.		
A.1.1. Strategy: CONSUMER EDUCATION AND OUTREACH	\$ 9,892,158	\$ 9,892,158
Educate Consumers and Industry by Providing Outreach and Information.		
A.2.1. Strategy: RESOLVE COMPLAINTS	2,925,840	2,925,840
Respond Promptly and Act on Complaints.		
A.2.2. Strategy: INVESTIGATION AND ENFORCEMENT	2,923,801	2,923,801
Investigate Trade Practices and Bring Enforcement Actions as Needed.		
A.2.3. Strategy: INSURANCE FRAUD	3,647,306	3,647,306
Investigate Insurance Fraud and Refer Violations for Prosecution.		
A.2.4. Strategy: WORKERS COMPENSATION FRAUD	786,855	786,855
Investigate Workers' Comp Fraud & Refer Violations for Prosecution.		
A.3.1. Strategy: PROCESS RATES, FORMS & LICENSES	10,637,202	10,637,202
Process Rates, Forms & Licenses Promptly.		
A.3.2. Strategy: TEXAS.GOV	380,000	380,000
Texas.gov. Estimated and Nontransferable.		
A.3.3. Strategy: CERTIFY SELF-INSURANCE	561,696	561,696
Regulate Private Employers that Qualify to Self-Ins w/in the WC System.		
A.4.1. Strategy: THREE-SHARE PROGRAMS	64,847	64,847
Administer Three-Share Grant Program.		
A.5.1. Strategy: LOSS CONTROL PROGRAMS	<u>3,061,662</u>	<u>3,061,662</u>
Inspect Loss Control Programs & Assure Code & Schedule Compliance.		
Total, Goal A: ACCESS TO AFFORDABLE INSURANCE	\$ 34,881,367	\$ 34,881,367
B. Goal: PROMOTE INSURER FINANCIAL STRENGTH		
Promote Financial Strength of Ins. Industry.		
B.1.1. Strategy: INSURERS FINANCIAL CONDITION	\$ 7,697,429	\$ 7,697,429
Analyze the Financial Condition of Insurers and Take Solvency Action.		

DEPARTMENT OF INSURANCE
(Continued)

C. Goal: REDUCE LOSSES DUE TO FIRE

Reduce Loss of Life & Property Due to Fire.

C.1.1. Strategy: FIRE MARSHAL	\$ 4,766,681	\$ 4,766,681
Provide Fire Protection through Education, Enforcement and Engineering.		

D. Goal: REGULATE WORKERS' COMP SYSTEM

Effectively Regulate the Texas Workers' Compensation System.

D.1.1. Strategy: OVERSIGHT AND ENFORCEMENT	\$ 8,162,407	\$ 7,402,407
Oversee Activities of System Participants and Take Enforcement Action.		

D.1.2. Strategy: DISPUTE RESOLUTION	13,550,809	12,950,809
Resolve Indemnity, Medical Fee and Medical Necessity Disputes.		

D.1.3. Strategy: SUBSEQUENT INJURY FUND ADMIN	6,743,314	6,743,314
Administer Subsequent Injury Fund.		

D.2.1. Strategy: HEALTH AND SAFETY SERVICES	3,971,232	3,971,232
Provide Educational Services & WPS Consultations to System Participants.		

D.2.2. Strategy: CUSTOMER SERVICE & RECORDS ADMIN	4,369,330	4,369,330
Provide Customer Assistance & Records Admin for System Participants.		

Total, Goal D: REGULATE WORKERS' COMP SYSTEM	\$ 36,797,092	\$ 35,437,092
---	---------------	---------------

E. Goal: INDIRECT ADMINISTRATION

E.1.1. Strategy: CENTRAL ADMINISTRATION	\$ 9,658,495	\$ 9,658,495
--	--------------	--------------

E.1.2. Strategy: INFORMATION RESOURCES	15,298,094	15,355,192
---	------------	------------

E.1.3. Strategy: OTHER SUPPORT SERVICES	3,644,658	3,644,658
--	-----------	-----------

Total, Goal E: INDIRECT ADMINISTRATION	\$ 28,601,247	\$ 28,658,345
---	---------------	---------------

F. Goal: REGULATORY RESPONSE

F.1.1. Strategy: CONTINGENCY REGULATORY RESPONSE	\$ 2,200,000	\$ 2,200,000
---	--------------	--------------

Grand Total, DEPARTMENT OF INSURANCE	<u>\$ 114,943,816</u>	<u>\$ 113,640,914</u>
---	-----------------------	-----------------------

Object-of-Expense Informational Listing:

Salaries and Wages	\$ 76,816,245	\$ 76,816,245
Other Personnel Costs	2,131,245	2,131,245
Professional Fees and Services	13,428,080	12,225,178
Fuels and Lubricants	136,500	136,500
Consumable Supplies	439,114	439,114
Utilities	611,561	611,561
Travel	1,469,056	1,469,056
Rent - Building	3,475,624	3,475,624
Rent - Machine and Other	540,778	540,778
Other Operating Expense	15,715,501	15,615,501
Capital Expenditures	<u>180,112</u>	<u>180,112</u>

Total, Object-of-Expense Informational Listing	<u>\$ 114,943,816</u>	<u>\$ 113,640,914</u>
---	-----------------------	-----------------------

Estimated Allocations for Employee Benefits and Debt Service Appropriations Made Elsewhere in this Act:

Employee Benefits

Retirement	\$ 6,491,437	\$ 6,523,894
Group Insurance	19,863,859	20,323,074
Social Security	5,366,812	5,393,646
Benefits Replacement	<u>134,839</u>	<u>114,613</u>

Total, Estimated Allocations for Employee Benefits and Debt Service Appropriations Made Elsewhere in this Act

	<u>\$ 31,856,947</u>	<u>\$ 32,355,227</u>
--	----------------------	----------------------

1. Performance Measure Targets. The following is a listing of the key performance target levels for the Department of Insurance. It is the intent of the Legislature that appropriations made by this Act be utilized in the most efficient and effective manner possible to achieve the intended

DEPARTMENT OF INSURANCE
(Continued)

mission of the Department of Insurance. In order to achieve the objectives and service standards established by this Act, the Department of Insurance shall make every effort to attain the following designated key performance target levels associated with each item of appropriation.

	<u>2020</u>	<u>2021</u>
A. Goal: ACCESS TO AFFORDABLE INSURANCE		
Outcome (Results/Impact):		
Percent of Calls Answered by the TDI Consumer Help Line Call Center	90%	90%
Percent of Continuing Education Filings Completed within 25 Days	93%	95%
Percent of Agent and Adjuster Applications Completed within 25 Days	93%	95%
Percent of Statutory Rate and Form Filings Completed within 90 Days	87%	87%
Percent of Personal Auto and Residential Property Form Filings Completed in 60 Days	87%	87%
Percent of Registered Passenger Vehicles in Underserved Markets with Personal or Commercial Automobile Liability Insurance	80%	80%
A.1.1. Strategy: CONSUMER EDUCATION AND OUTREACH		
Explanatory:		
Number of Inquiries Received	550,000	550,000
A.2.1. Strategy: RESOLVE COMPLAINTS		
Output (Volume):		
Number of Complaints Resolved	20,000	20,000
Efficiencies:		
Average Response Time (in Days) to Complaints	130	120
A.2.3. Strategy: INSURANCE FRAUD		
Output (Volume):		
Investigations of Suspected Criminal Activity Related to Insurance Fraud Resolved	270	270
A.5.1. Strategy: LOSS CONTROL PROGRAMS		
Output (Volume):		
Number of Windstorm Inspections Completed	6,000	6,000
C. Goal: REDUCE LOSSES DUE TO FIRE		
Outcome (Results/Impact):		
Percent of Registrations, Licenses, and Permits Issued within 20 Days after Receipt of a Completed Application	99%	99%
C.1.1. Strategy: FIRE MARSHAL		
Output (Volume):		
Number of Registrations, Licenses, and Permits Issued to Fire Alarm, Fire Extinguisher, Fire Sprinkler and Fireworks Firms, Individuals, and Other Regulated Entities	13,500	13,500
D. Goal: REGULATE WORKERS' COMP SYSTEM		
Outcome (Results/Impact):		
Percent of Medical Bills Processed Timely	98%	98%
Percentage of Med Fee Disputes Resolved by Medical Fee Dispute Resolution or Upheld Upon Appeal	95%	95%
Percent of Temporary Income Benefits Recipients Returning to Work Within 90 Days of Injury	54%	54%
D.1.1. Strategy: OVERSIGHT AND ENFORCEMENT		
Output (Volume):		
Number of Quality of Care Reviews of Health Care Providers, Insurance Carriers Utilization Review Agents, and Independent Review Organizations Completed	200	200
Efficiencies:		
Average Number of Days to Complete Quality of Care Reviews of Health Care Providers, Insurance Carriers, Utilization Review Agents, and Independent Review Organizations	180	180
Average Number of Days to Close a Complaint Involving Workers' Compensation System Participants	110	110
D.1.2. Strategy: DISPUTE RESOLUTION		
Efficiencies:		
Average Number of Days to Resolve a Medical Fee Dispute	300	300
Average Number of Days to Resolve Indemnity Disputes through Resolution Proceedings	135	135
D.1.3. Strategy: SUBSEQUENT INJURY FUND ADMIN		
Explanatory:		
Number of Injured Workers Receiving Lifetime Income Benefit Payments through the Subsequent Injury Fund	27	27

DEPARTMENT OF INSURANCE
(Continued)

D.2.1. Strategy: HEALTH AND SAFETY SERVICES

Output (Volume):

Number of Workplace Safety Consultations and Inspections Provided to Employers	3,000	3,000
--	-------	-------

2. Capital Budget. None of the funds appropriated above may be expended for capital budget items except as listed below. The amounts shown below shall be expended only for the purposes shown and are not available for expenditure for other purposes. Amounts appropriated above and identified in this provision as appropriations either for "Lease Payments to the Master Lease Purchase Program" or for items with a "(MLPP)" notation shall be expended only for the purpose of making lease-purchase payments to the Texas Public Finance Authority pursuant to the provisions of Government Code §1232.103.

	2020	2021
a. Acquisition of Information Resource Technologies		
(1) Obsolescence Hardware and Software Replacement and Network Security	\$ 455,976	\$ 455,976
(2) Texassure Vehicle Insurance Verification	5,073,752	5,073,752
(3) PC Replacement	461,169	461,169
(4) Support for Document Management System	316,943	316,943
Total, Acquisition of Information Resource Technologies	\$ 6,307,840	\$ 6,307,840
b. Data Center Consolidation		
(1) Data Center Consolidation	\$ 6,509,521	\$ 6,566,619
c. Cybersecurity		
(1) Cybersecurity Enhancements	\$ 140,112	\$ 140,112
Total, Capital Budget	\$ 12,957,473	\$ 13,014,571
Method of Financing (Capital Budget):		
General Revenue - Insurance Companies		
Maintenance Tax and Insurance Department Fees	\$ 3,419,746	\$ 3,442,990
GR Dedicated - Texas Department of Insurance		
Operating Fund Account No. 036	\$ 4,463,975	\$ 4,497,829
TexasSure Fund No. 161	\$ 5,073,752	\$ 5,073,752
Total, Method of Financing	\$ 12,957,473	\$ 13,014,571

3. Appropriation Source, Rehabilitation of Insurance Companies. Of the amounts appropriated above, \$0 each year of the biennium is from fees that the Department of Insurance shall collect from companies that are successfully rehabilitated by the department. Fees collected and appropriated above shall be in amounts sufficient to cover, yet not exceed, costs of rehabilitating those companies. Any such fees collected in excess of \$0 each year of the biennium are also hereby appropriated for the biennium beginning September 1, 2019, for the sole purpose of the rehabilitation of other insurance companies pursuant to 441.203 of the Texas Insurance Code (estimated to be \$0).

4. State Support for NAIC Activities. The agency shall use no appropriated funds in support of the National Association of Insurance Commissioners in the absence of NAIC accreditation of the Department of Insurance for compliance with NAIC Financial Regulation Standards. The prohibition would be effective immediately upon loss of accreditation. The only exceptions to this prohibition shall be limited to expenditures necessary for (1) continued departmental use of the NAIC database for monitoring financial solvency of companies doing business in Texas; (2) solvency-related training; and (3) efforts to regain accreditation. The prohibition on using resources does not apply in the event that the Commissioner voluntarily determines not to participate in the state insurance department accreditation program.

5. Liquidation Oversight and Title Examiner Full-Time-Equivalent Positions. In addition to the "Number of Full-Time-Equivalents (FTE)" positions authorized above, an additional 38.5 FTE positions are authorized for each year of the 2020-21 biennium to support liquidation oversight and title examiner activities. These positions are excluded from the FTE cap.

DEPARTMENT OF INSURANCE
(Continued)

- 6. Appropriations Limited to Revenue Collections.** The application of special provisions limiting appropriations to revenue collections elsewhere in this Article shall be consistent with relevant statutory provisions governing the agency's assessment of tax rates and fees. As provided by the Texas Insurance Code and the Texas Labor Code, the Commissioners shall take into account unexpended funds in the preceding year when adjusting rates of assessment necessary to pay all expenses of regulating insurance and conducting the operations of the State Fire Marshal and the Office of Injured Employee Counsel during the succeeding year.
- 7. State Support for NCOIL Activities.** Funds appropriated above include funds from the General Revenue - Insurance Companies Maintenance Tax and Insurance Department Fees and General Revenue Fund-Dedicated for payment of state dues for the National Conference of Insurance Legislators.
- 8. Crash Records Information System.** Included in Strategy C.2.1, Traffic Safety, at the Department of Transportation is \$730,218 for fiscal year 2020 and \$730,218 for fiscal year 2021 from General Revenue - Insurance Companies Maintenance Tax and Insurance Department Fees for on-going maintenance of the Crash Records Information System.
- 9. Increase Consumer Choice.** Out of amounts appropriated above, the Department of Insurance shall contract with the Office of Public Insurance Counsel in the amount of \$191,670 each fiscal year from the GR Dedicated-Texas Department of Insurance Operating Fund Account No. 036 to provide consumers with insurance information to make informed decisions.
- 10. Consumer Information Report.** The Department of Insurance shall submit a report annually to the Legislature and the public no later than April 1 on the following information for each insurer that writes property and casualty insurance, including workers' compensation insurance, in the state: market share, profits and losses, average rate, and average loss ratio. The report shall include the change in rate over the previous 12, 24, and 36 months.
- 11. Appropriation of Unexpended Balances.** Any unexpended balances as of August 31, 2020, not to exceed 5 percent for any item of appropriation above unless otherwise granted by the provisions of Article IX, §14.05, are hereby appropriated for the same purposes, in the same strategies, for the fiscal year beginning September 1, 2020.
- 12. Subsequent Injury Fund.** Amounts appropriated above in Strategy D.1.3, Subsequent Injury Fund Administration, include an estimated \$6,551,464 in fiscal year 2020 and \$6,551,464 in fiscal year 2021 out of the GR Dedicated - Subsequent Injury Account No. 5101 for payment of liabilities pursuant to Labor Code, Chapter 403. In the event that actual liabilities exceed the estimated amounts, the Division of Workers' Compensation shall furnish information supporting the estimated additional liabilities to the Comptroller of Public Accounts. If the Comptroller finds that there are sufficient balances in the GR Dedicated - Subsequent Injury Account No. 5101 to support the payment of projected liabilities, a finding of fact to that effect shall be issued and a contingent appropriation shall be made available for the intended purposes.
- 13. Three-Share Premium Assistance Programs.**

 - a. Amounts appropriated above to the Department of Insurance of \$64,847 in fiscal year 2020 and \$64,847 in fiscal year 2021 in General Revenue - Insurance Companies Maintenance Tax and Insurance Department Fees in Strategy A.4.1, Three-Share Assistance Programs, and 1.0 Full-Time-Equivalents (FTE) position each fiscal year included above in the "Number of Full-Time-Equivalents (FTE)" is for the purpose of awarding, through a competitive application process, grants to local government entities for the research, planning, development, and continuation of "three-share" premium assistance programs to increase access to private healthcare coverage for the uninsured, and providing technical assistance to grant recipients. The agency shall consider the following factors in selecting recipients of grant funds:

 - (1) proposals to match grant awards with local funds;
 - (2) percentage of uninsured in the applicable area;
 - (3) existing efforts in pursuing "three-share" premium assistance programs; and
 - (4) healthcare use and delivery factors affecting the area's healthcare infrastructure and capacity.

DEPARTMENT OF INSURANCE
(Continued)

- b. In addition to amounts appropriated above, out of funds collected from regulated entities except for workers compensation for fines, penalties, and sanctions and deposited to General Revenue, the Department of Insurance is appropriated, out of amounts collected in excess of those contained in the Comptroller's Biennial Revenue Estimate (estimated to be \$0), an amount not to exceed \$2,250,000 in each year of the biennium for the Three-Share Premium Assistance Programs. Any unexpended and unobligated balances of appropriations for the fiscal year ending August 31, 2019, (estimated to be \$0) are appropriated to the agency for the same purposes for the fiscal year beginning September 1, 2019. In addition, any unexpended and unobligated balances of appropriations for the fiscal year ending August 31, 2020, are appropriated to the agency for the same purposes for the fiscal year beginning September 1, 2020. The agency shall spend any unexpended and unobligated balances that are appropriated to it for the same purposes to the extent necessary to maintain the agency's approved enrollment levels for that biennium for each Three-Share Premium Assistance Program.

The agency shall report a summary of the grants awarded to local government entities to the Legislative Budget Board and the Governor no later than January 1, 2021.

- 14. Division of Workers' Compensation Reporting Requirement.** The Division of Workers' Compensation shall include information collected about on-the-job injuries and occupational diseases, compliance with notice requirements regarding whether employers carry workers' compensation insurance from non-subscribing employers and administrative penalties levied against non-complying employers under the provisions of the Labor Code §411.032 and Texas Administrative Code, Title 28, Insurance §§110.103, 110.101, and 160.2 in its biennial report submitted to the Legislature.
- 15. TexasSure.** Amounts appropriated above in Strategy A.1.1, Consumer Education and Outreach, include \$5,073,752 in fiscal year 2020 and \$5,073,752 in fiscal year 2021 out of the TexasSure Fund for the purpose of on-going maintenance of the TexasSure Motor Vehicle Financial Responsibility Verification Program from fees collected pursuant to Transportation Code §502.357.
- 16. Medical Fee Disputes.** Out of the amounts appropriated above to the Department of Insurance, \$1,360,000 for fiscal year 2020 in Goal D, Regulate Workers' Comp System, out of General Revenue - Dedicated Fund 36 is appropriated for the purpose of financing the cost of appeals of medical disputes, and the cost of conducting medical quality review cases pursuant to Labor Code, Chapter 413, Subchapter E, including financing the cost of appeals for those cases. The Department of Insurance shall allocate \$760,000 for Strategy D.1.1, Oversight and Enforcement and \$600,000 for Strategy D.1.2, Dispute Resolution. Any unexpended balance as of August 31, 2020, is hereby appropriated for the same purpose, for the fiscal year beginning September 1, 2020.
- 17. Administrative Attachment Budget.** The amounts included above in Strategy E.1.1, Central Administration, include \$915,000 each year of the biennium in General Revenue-Dedicated Texas Department of Insurance Operating Fund 36 for the costs of rental space, equipment, postage, and supplies associated with the administrative attachment costs for the Office of Injured Employee Counsel (OIEC). OIEC may not exceed projected expenditures in the above mentioned categories by more than ten percent without prior written approval from the Legislative Budget Board.
- 18. Amusement Ride Fee Collections and Reporting Requirements.** Included in the amounts appropriated above in Strategy A.5.1, Loss Control Programs, an amount not to exceed \$193,000 each year from revenue object code 3149 contained in the Comptroller of Public Accounts 2020-21 Biennial Revenue Estimate for General Revenue-Dedicated Texas Department of Insurance (TDI) Operating Fund Account No. 36, shall be used for the purpose of administering and enforcing the Amusement Ride Safety Inspection and Insurance Act (Texas Occupations Code, Chapter 2151).

TDI shall request monthly a report of the amusement ride operators who apply for a sales tax license and a report of amusement ride operators paying sales tax from the Comptroller of Public Accounts. TDI shall reconcile the reports with their records of registered amusement ride operators and investigate the need for registration of any operator not in their records. TDI shall report biennially to the Legislature on: (1) efforts to bring all amusement ride operators into compliance; and (2) the result of those efforts.

DEPARTMENT OF INSURANCE
(Continued)

19. Contingency Appropriation: State Regulatory Response.

- a. Amounts appropriated above to the Department of Insurance (TDI) not to exceed \$2,200,000 in General Revenue-Insurance Companies Maintenance Tax and Insurance Department Fees each year in Strategy F.1.1, Contingency Regulatory Response, and 40.0 Full-Time-Equivalents (FTE) positions each fiscal year included above in the "Number of Full-Time-Equivalents (FTE)" are contingent upon a finding of fact by the Commissioner of Insurance that additional resources are needed by TDI due to:
 - (1) a significant change in insurance regulatory environment, demands for federal healthcare reform implementation, a weather related disaster in the State of Texas, a public health crisis, such as a pandemic, a fire that has been declared as a disaster situation in the State of Texas, and non-weather related disasters.
- b. None of the funds appropriated above in Strategy F.1.1, Contingency Regulatory Response, may be expended and none of the 40.0 Full-Time-Equivalents (FTE) positions each fiscal year included above in the "Number of Full-Time-Equivalents (FTE)" may be used by TDI unless the Commissioner of Insurance files a finding of fact with the Governor and the Legislative Budget Board (LBB) and neither the Governor nor the LBB issues a written disapproval not later than:
 - (1) the 10th business day after the date the staff of the LBB concludes its review of the findings of fact and forwards those findings of fact along with the conclusions or comments of the LBB staff to the Chair of the House Appropriations Committee, Chair of the Senate Finance Committee, Speaker of the House, and Lieutenant Governor; and
 - (2) within 10 business days of the receipt of the finding of fact by the Governor.
- c. The appropriations above in Strategy F.1.1, Contingency Regulatory Response, and 40.0 Full-Time-Equivalents (FTE) positions each fiscal year included above in the "Number of Full-Time-Equivalents (FTE)" are also contingent upon TDI maintaining a sufficient fund balance in General Revenue-Dedicated Fund 36 to cover these contingency appropriations and related employee benefits, and providing such information as may be deemed necessary by the Comptroller of Public Accounts to issue a finding of fact that the revenues are/will be available to fund the increased appropriations.
- d. Funds appropriated above in Strategy F.1.1, Contingency Regulatory Response, and 40.0 Full-Time-Equivalents (FTE) positions each fiscal year included above in the "Number of Full-Time-Equivalents (FTE)" may only be used to address issues included in the finding of fact submitted to the Governor and the LBB pursuant to subsection (b) above, and apply only to the 2020-21 biennium unless otherwise appropriated. It is the intent of the Legislature that these funds not be included in base level funding requests for the 2022-23 biennium.
- e. Notwithstanding transfer limits under Article IX, §14.01 of this Act, at the discretion of the agency, amounts appropriated above may be transferred to another appropriation item in an amount not to exceed \$2,200,000 in General Revenue-Insurance Companies Maintenance Tax and Insurance Department Fees each year in Strategy F.1.1, Contingency Regulatory Response.

20. Workers' Compensation Fraud Prosecution. Out of the amounts appropriated above in Strategy A.2.4, Workers Compensation Fraud, \$337,913 in fiscal year 2020 and \$337,913 in fiscal year 2021 in General Revenue-Dedicated Texas Department of Insurance Operating Fund 36 is for the purpose of workers' compensation fraud prosecution in cooperation with the Travis County District Attorney's Office.

21. Appropriation: Agent and Adjuster Licensing Fee Collections. In addition to amounts appropriated above, out of funds collected from agent and adjuster licensing fees (revenue object code 3210) deposited to General Revenue-Dedicated Texas Department of Insurance Operating Fund 36, the Department of Insurance is appropriated all amounts collected in excess of those contained in the Comptroller's January 2019 Biennial Revenue Estimate (estimated to be \$0) to Strategy A.3.1, Process Rates, Forms, and Licenses. Any unexpended and unobligated balances of appropriations for the fiscal year ending August 31, 2020, are appropriated to the agency for the same purposes for the fiscal year beginning September 1, 2020.

OFFICE OF PUBLIC INSURANCE COUNSEL

	For the Years Ending	
	August 31, 2020	August 31, 2021
Method of Financing:		
General Revenue Fund	\$ 850,579	\$ 850,580
Interagency Contracts	\$ 191,670	\$ 191,670
Total, Method of Financing	<u>\$ 1,042,249</u>	<u>\$ 1,042,250</u>
Other Direct and Indirect Costs Appropriated Elsewhere in this Act	\$ 375,855	\$ 376,561
This bill pattern represents an estimated 100% of this agency's estimated total available funds for the biennium.		
Number of Full-Time-Equivalents (FTE):	13.0	13.0
Schedule of Exempt Positions:		
Public Counsel, Group 4	\$149,976	\$149,976
Items of Appropriation:		
A. Goal: ADVOCATE FOR INSURANCE CONSUMERS Advocate for TX Consumers in Rate/Rule/Judicial/Legislative Hearings.		
A.1.1. Strategy: PARTICIPATE IN RATE/RULE HEARINGS Participate in Rate, Rulemaking, Judicial, and Legislative Proceedings.	\$ 850,579	\$ 850,580
B. Goal: INCREASE CONSUMER CHOICE Increase Consumer Choice-Educate Texas Insurance Consumers.		
B.1.1. Strategy: INSURANCE INFORMATION Provide Consumers with Information to Make Informed Choices.	\$ 191,670	\$ 191,670
Grand Total, OFFICE OF PUBLIC INSURANCE COUNSEL	<u>\$ 1,042,249</u>	<u>\$ 1,042,250</u>
Object-of-Expense Informational Listing:		
Salaries and Wages	\$ 868,999	\$ 868,999
Other Personnel Costs	48,000	48,000
Professional Fees and Services	42,000	42,000
Consumable Supplies	1,900	1,900
Utilities	500	500
Travel	3,000	3,000
Rent - Machine and Other	5,000	5,000
Other Operating Expense	<u>72,850</u>	<u>72,851</u>
Total, Object-of-Expense Informational Listing	<u>\$ 1,042,249</u>	<u>\$ 1,042,250</u>
Estimated Allocations for Employee Benefits and Debt Service Appropriations Made Elsewhere in this Act:		
<u>Employee Benefits</u>		
Retirement	\$ 66,825	\$ 67,159
Group Insurance	120,347	121,736
Social Security	59,674	59,973
Benefits Replacement	<u>1,501</u>	<u>1,276</u>
Total, Estimated Allocations for Employee Benefits and Debt Service Appropriations Made Elsewhere in this Act	<u>\$ 248,347</u>	<u>\$ 250,144</u>

- 1. Performance Measure Targets.** The following is a listing of the key performance target levels for the Office of Public Insurance Counsel. It is the intent of the Legislature that appropriations made by this Act be utilized in the most efficient and effective manner possible to achieve the intended mission of the Office of Public Insurance Counsel. In order to achieve the objectives and service standards established by this Act, the Office of Public Insurance Counsel shall make every effort to attain the following designated key performance target levels associated with each item of appropriation.

OFFICE OF PUBLIC INSURANCE COUNSEL
(Continued)

	2020	2021
A. Goal: ADVOCATE FOR INSURANCE CONSUMERS		
Outcome (Results/Impact):		
Percentage of Rate and Rulemaking Proceedings in Which OPIC Participated	75%	75%
Percentage of Rate Filings and Rules Changed for the Benefit of Consumers as a Result of OPIC Participation	90%	90%
A.1.1. Strategy: PARTICIPATE IN RATE/RULE HEARINGS		
Output (Volume):		
Number of Rate Hearings in Which OPIC Participated	1	1
Number of Rate Filings in Which OPIC Participated	20	20
Number of Rulemaking Proceedings in Which OPIC Participated	20	20
Number of Responses to Legislative Request for Research or Information	25	200
B. Goal: INCREASE CONSUMER CHOICE		
Outcome (Results/Impact):		
Percentage of Texas Insurance Consumers Reached by OPIC Outreach Efforts	62%	62%
B.1.1. Strategy: INSURANCE INFORMATION		
Output (Volume):		
Number of Report Cards and Publications Produced and Distributed	3,000,000	3,000,000
Total Number of Public Presentations or Communications by OPIC	2,000	2,000

BOARD OF PROFESSIONAL LAND SURVEYING

	For the Years Ending	
	August 31, 2020	August 31, 2021
Method of Financing:		
General Revenue Fund	\$ 468,108	\$ 468,107
Appropriated Receipts	\$ 12,500	\$ 12,500
Total, Method of Financing	\$ 480,608	\$ 480,607
Other Direct and Indirect Costs Appropriated Elsewhere in this Act	\$ 172,894	\$ 170,617
This bill pattern represents an estimated 100% of this agency's estimated total available funds for the biennium.		
Number of Full-Time-Equivalents (FTE):	6.0	6.0
Schedule of Exempt Positions:		
Executive Director, Group 2	\$99,931	\$99,931
Items of Appropriation:		
A. Goal: LICENSING & ENFORCEMENT		
Ensure Surveys Prepared by Qualified Licensees Meet/Exceed Standards.		
A.1.1. Strategy: LICENSING AND EDUCATION Examine New Applicants & Ensure Continuing Education Requirements.	\$ 390,458	\$ 390,457
A.1.2. Strategy: INDIRECT ADMIN-LICENSING/EDUCATION Indirect Administration - Licensing and Education.	73,000	73,000
A.1.3. Strategy: TEXAS.GOV Texas.gov. Estimated and Nontransferable.	17,150	17,150
Total, Goal A: LICENSING & ENFORCEMENT	\$ 480,608	\$ 480,607
Grand Total, BOARD OF PROFESSIONAL LAND SURVEYING	\$ 480,608	\$ 480,607

BOARD OF PROFESSIONAL LAND SURVEYING
(Continued)

Object-of-Expense Informational Listing:

Salaries and Wages	\$ 330,000	\$ 330,000
Other Personnel Costs	22,700	22,700
Professional Fees and Services	14,000	14,000
Consumable Supplies	2,750	2,750
Utilities	3,800	3,800
Travel	36,554	36,553
Rent - Machine and Other	1,604	1,604
Other Operating Expense	69,200	69,200
Total, Object-of-Expense Informational Listing	\$ 480,608	\$ 480,607

Estimated Allocations for Employee Benefits and Debt Service Appropriations Made Elsewhere in this Act:

Employee Benefits

Retirement	\$ 27,883	\$ 28,022
Group Insurance	80,445	82,325
Social Security	20,835	20,939
Subtotal, Employee Benefits	\$ 129,163	\$ 131,286

Debt Service

Lease Payments	\$ 8,277	\$ 5,739
----------------	----------	----------

Total, Estimated Allocations for Employee Benefits and Debt Service Appropriations Made Elsewhere in this Act

\$ 137,440	\$ 137,025
-------------------	-------------------

- 1. Performance Measure Targets.** The following is a listing of the key performance target levels for the Board of Professional Land Surveying. It is the intent of the Legislature that appropriations made by this Act be utilized in the most efficient and effective manner possible to achieve the intended mission of the Board of Professional Land Surveying. In order to achieve the objectives and service standards established by this Act, the Board of Professional Land Surveying shall make every effort to attain the following designated key performance target levels associated with each item of appropriation.

	2020	2021
A. Goal: LICENSING & ENFORCEMENT		
Outcome (Results/Impact):		
Percent of Licensees with No Recent Violations	99%	99%
Percent of Documented Complaints Resolved within Six Months	70%	70%
Percent of Licensees Who Renew Online	65%	65%
A.1.1. Strategy: LICENSING AND EDUCATION		
Output (Volume):		
Number of New Licenses Issued to Individuals	70	70
Number of Licenses Renewed (Individuals)	2,986	2,986
Complaints Resolved	25	25
Explanatory:		
Total Number of Firms Registered	1,570	1,570

- 2. Sunset Contingency.** Funds appropriated above for fiscal year 2021 for the Texas Board of Professional Land Surveying are made contingent on the continuation of the Texas Board of Professional Land Surveying by the Eighty-sixth Legislature, Regular Session, 2019. In the event that the agency is not continued, the funds appropriated for fiscal year 2020, or as much thereof as may be necessary are to be used to provide for the phase out of agency operations.

DEPARTMENT OF LICENSING AND REGULATION

	For the Years Ending	
	August 31, 2020	August 31, 2021
Method of Financing:		
General Revenue Fund	\$ 32,212,761	\$ 32,167,462
<u>General Revenue Fund - Dedicated</u>		
Private Beauty Culture School Tuition Protection Account No. 108	\$ 75,000	\$ 75,000

DEPARTMENT OF LICENSING AND REGULATION
(Continued)

Barber School Tuition Protection Account No. 5081	10,000		10,000
Subtotal, General Revenue Fund - Dedicated	\$ 85,000	\$	85,000
Other Funds			
Appropriated Receipts	\$ 5,237,000	\$	5,237,000
Interagency Contracts	10,882		10,882
Auctioneer Education and Recovery Trust Fund No. 898	25,000		25,000
Subtotal, Other Funds	\$ 5,272,882	\$	5,272,882
Total, Method of Financing	\$ 37,570,643	\$	37,525,344
Other Direct and Indirect Costs Appropriated Elsewhere in this Act	\$ 10,563,109	\$	10,586,224
This bill pattern represents an estimated 100% of this agency's estimated total available funds for the biennium.			
Number of Full-Time-Equivalents (FTE):	487.2		487.2
Schedule of Exempt Positions:			
Executive Director, Group 6	\$190,000		\$190,000
Items of Appropriation:			
A. Goal: LICENSING			
License, Certify, and Register Qualified Individuals and Businesses.			
A.1.1. Strategy: LICENSE, REGISTER AND CERTIFY Issue Licenses, Registrations, & Certificates to Qualified Individuals.	\$ 4,345,150	\$	4,345,152
A.1.2. Strategy: LICENSE BUSINESSES AND FACILITIES	1,225,685		1,225,685
A.1.3. Strategy: EXAMINATIONS/CONTINUING EDUCATION Administer Exams to Applicants.	1,631,645		1,631,646
A.1.4. Strategy: CUSTOMER SERV Provide Customer Service.	2,509,049		2,509,050
A.1.5. Strategy: TEXAS.GOV Texas.gov. Estimated and Nontransferable.	650,000		650,000
Total, Goal A: LICENSING	\$ 10,361,529	\$	10,361,533
B. Goal: ENFORCEMENT			
Protect the Public by Enforcing Laws Administered by the Agency.			
B.1.1. Strategy: CONDUCT INSPECTIONS Enforce Laws by Conducting Routine, Complex, and Special Inspections.	\$ 8,689,721	\$	8,682,147
B.1.2. Strategy: BUILDING PLAN REVIEWS Perform Building Plan Reviews.	1,375,427		1,375,427
B.1.3. Strategy: RESOLVE COMPLAINTS Enforce Compliance by Settlement, Prosecution, Penalty and Sanction.	4,148,074		4,148,074
B.1.4. Strategy: INVESTIGATION Investigate Complaints.	3,113,544		3,113,545
Total, Goal B: ENFORCEMENT	\$ 17,326,766	\$	17,319,193
C. Goal: INDIRECT ADMINISTRATION			
C.1.1. Strategy: CENTRAL ADMINISTRATION	\$ 3,819,004	\$	3,819,004
C.1.2. Strategy: INFORMATION RESOURCES	5,602,495		5,564,766
C.1.3. Strategy: OTHER SUPPORT SERVICES	460,849		460,848
Total, Goal C: INDIRECT ADMINISTRATION	\$ 9,882,348	\$	9,844,618
Grand Total, DEPARTMENT OF LICENSING AND REGULATION	\$ 37,570,643	\$	37,525,344
Object-of-Expense Informational Listing:			
Salaries and Wages	\$ 27,211,960	\$	27,212,326
Other Personnel Costs	611,560		611,960

DEPARTMENT OF LICENSING AND REGULATION
(Continued)

Professional Fees and Services	1,934,748	2,037,383
Fuels and Lubricants	8,500	8,500
Consumable Supplies	106,021	106,021
Utilities	110,777	110,777
Travel	1,230,349	1,230,349
Rent - Building	947,906	947,906
Rent - Machine and Other	87,000	87,000
Other Operating Expense	5,321,822	5,173,122
Total, Object-of-Expense Informational Listing	\$ 37,570,643	\$ 37,525,344

Estimated Allocations for Employee Benefits and Debt Service Appropriations Made Elsewhere in this Act:

Employee Benefits

Retirement	\$ 2,442,979	\$ 2,455,194
Group Insurance	4,893,260	4,953,683
Social Security	2,003,514	2,013,531
Benefits Replacement	31,892	27,108

Total, Estimated Allocations for Employee Benefits and Debt Service Appropriations Made Elsewhere in this Act

\$ 9,371,645 \$ 9,449,516

- 1. Performance Measure Targets.** The following is a listing of the key performance target levels for the Department of Licensing and Regulation. It is the intent of the Legislature that appropriations made by this Act be utilized in the most efficient and effective manner possible to achieve the intended mission of the Department of Licensing and Regulation. In order to achieve the objectives and service standards established by this Act, the Department of Licensing and Regulation shall make every effort to attain the following designated key performance target levels associated with each item of appropriation.

	2020	2021
A. Goal: LICENSING		
Outcome (Results/Impact):		
Percent of Licensees with No Recent Violations	97%	97%
Percent of Licenses Who Renew Online	95%	95%
Percent of New Individual Licenses Issued Online	87%	87%
A.1.1. Strategy: LICENSE, REGISTER AND CERTIFY		
Output (Volume):		
Number of New Licenses Issued to Individuals	123,244	124,827
Number of Licenses Renewed for Individuals	297,520	301,601
Explanatory:		
Total Number of Licenses Held by Individuals	607,913	616,010
A.1.2. Strategy: LICENSE BUSINESSES AND FACILITIES		
Explanatory:		
Total Number of Licenses Held by Businesses	225,967	229,875
B. Goal: ENFORCEMENT		
Outcome (Results/Impact):		
Percent of Complaints Closed within Six Months	71.25%	72.58%
Inspection Coverage Rate	90.3%	90.4%
B.1.1. Strategy: CONDUCT INSPECTIONS		
Output (Volume):		
Total Number of Inspections Completed	146,563	150,108
B.1.3. Strategy: RESOLVE COMPLAINTS		
Output (Volume):		
Number of Complaints Closed	10,582	10,701
B.1.4. Strategy: INVESTIGATION		
Explanatory:		
Number of Complaints Opened	11,340	11,472

- 2. Capital Budget.** None of the funds appropriated may be expended for capital budget items except as listed below. The amounts shown below shall be expended only for the purposes shown and are not available for expenditure for other purposes. Amounts appropriated above and identified in this provision as appropriations either for "Lease Payments to the Master Lease Purchase Program" or for items with a "(MLPP)" notation shall be expended only for the purpose of making lease-purchase payments to the Texas Public Finance Authority pursuant to the provisions of Government Code §1232.103.

DEPARTMENT OF LICENSING AND REGULATION
(Continued)

	2020	2021
a. Acquisition of Information Resource Technologies		
(1) Purchase of Information Resource Technologies - Scheduled PC Replacement	\$ 82,852	\$ 83,580
(2) Improve Licensee service capabilities and information security - Phase I	961,000	991,000
Total, Acquisition of Information Resource Technologies	\$ 1,043,852	\$ 1,074,580
b. Data Center Consolidation		
(1) Data Center Consolidation	\$ 1,026,790	\$ 1,099,425
Total, Capital Budget	\$ 2,070,642	\$ 2,174,005
Method of Financing (Capital Budget):		
General Revenue Fund	\$ 2,070,642	\$ 2,174,005
Total, Method of Financing	\$ 2,070,642	\$ 2,174,005

3. Appropriation: Travel Expenses and Fee Reimbursements.

- a. Funds appropriated above include reimbursements for travel expenses and special inspection fees collected pursuant to Health and Safety Code §755.030, Boilers Fees. Contingent upon certification by the Department of Licensing and Regulation and verification by the Comptroller all fees collected in excess of \$312,600 each year of the biennium (estimated to be \$0) are hereby appropriated to the Texas Department of Licensing and Regulation for the same purpose. The Department of Licensing and Regulation shall provide the Legislative Budget Board with a copy of the certification and any verification by the Comptroller within 10 business days.
- b. In the event that actual and/or projected revenue collections for amounts identified in this rider above from fees collected pursuant to Health and Safety Code §755.030, Boilers Fees, are insufficient to offset costs identified by this provision, the Legislative Budget Board may direct the Comptroller of Public Accounts to reduce the appropriation authority provided above to be within the amount of revenue expected to be available.
- c. The Department of Licensing and Regulation shall report quarterly to the Legislative Budget Board in a format prescribed by the Legislative Budget Board for each fiscal year the amount of revenues collected and expenditures made for the purpose of administering and enforcing Health and Safety Code §755.030, Boilers Fees.

4. Auctioneer Education and Recovery. Funds appropriated above in Strategy B.1.3, Resolve Complaints, include all revenue deposited to the Auctioneer Education and Recovery Fund for the purpose and in the amounts specified in Subchapter D, Chapter 1802, Occupations Code, not to exceed \$25,000 in each fiscal year from the interest on the fund.

5. Reciprocity Agreements. It is the intent of the Legislature that the Department of Licensing and Regulation use funds appropriated by this act to initiate and enter into reciprocity agreements with other states for the purpose of performing industrialized housing inspections in order to minimize the need for the agency sending state employees out of state to perform such inspections. The department may use funds appropriated by this act to enter into contracts with out-of-state inspectors to conduct such inspections.

6. Elimination of Architectural Barriers: Reduce Duplicate Inspections. None of the funds appropriated by this Act shall be expended for the purpose of conducting inspections and plan reviews within the corporate boundaries of a municipality which has applied with the department to perform review and inspection functions pursuant to the Elimination of Architectural Barriers Act, Government Code, Chapter 469, Subchapter C.

7. Architectural Barrier Standards: Exemption. None of the funds appropriated by this Act shall be expended for the purpose of enforcing the accessibility standards under the Elimination of Architectural Barriers program, Government Code, Chapter 469, with respect to a structure or facility used primarily for religious rituals within a building or facility of a religious organization and which is exempt from the application of Government Code, Chapter 469, Subchapter A, pursuant to §469.003.

DEPARTMENT OF LICENSING AND REGULATION
(Continued)

- 8. Barber School Tuition Protection Account.** Out of the amounts appropriated above to the Texas Department of Licensing and Regulation in Strategy A.1.3, Examinations/Continuing Education, the amounts of \$10,000 in fiscal year 2020 and \$10,000 in fiscal year 2021 are from the GR-Dedicated Barber School Tuition Protection Account No. 5081, for the purpose of paying expenses and refunds authorized by the department under the provisions of Occupations Code §1601.3571. The Department of Licensing and Regulation, upon completion of necessary actions to assess or increase additional fees, shall furnish copies of the Department of Licensing and Regulation's minutes and other information supporting the estimated revenues to be generated for the 2020-21 biennium under the revised fee structure to the Comptroller of Public Accounts. Any unexpended balances as of August 31, 2020, in appropriations made to the Texas Department of Licensing and Regulation for this purpose are hereby appropriated for the same purpose for the fiscal year beginning September 1, 2020.
- 9. Private Beauty Culture School Tuition Protection Account.** Out of the amounts appropriated above to the Texas Department of Licensing and Regulation in Strategy A.1.3, Examinations/Continuing Education, the amounts of \$75,000 in fiscal year 2020 and \$75,000 in fiscal year 2021 from the GR-Dedicated Private Beauty Culture School Tuition Protection Account No. 108 are for the purpose of paying expenses and refunds authorized by the department under the provisions of Occupations Code §1602.464. The Department of Licensing and Regulation, upon completion of necessary actions to assess or increase additional fees, shall furnish copies of the Department of Licensing and Regulation's minutes and other information supporting the estimated revenues to be generated for the 2020-21 biennium under the revised fee structure to the Comptroller of Public Accounts. Any unexpended balances as of August 31, 2020, in appropriations made to the Texas Department of Licensing and Regulation for this purpose are hereby appropriated for the same purpose for the fiscal year beginning September 1, 2020.
- 10. Reimbursement of Advisory Committee Members for Travel Expenses.** Pursuant to Government Code §2110.004, reimbursement of expenses for advisory committee members, out of funds appropriated above, is limited to the following advisory committees: Air Conditioning and Refrigeration Contractors Advisory Board; Advisory Board of Athletic Trainers; Architectural Barriers Advisory Committee; Advisory Board on Barbering; Behavior Analysts Advisory Board; Board of Boiler Rules; Combative Sports Advisory Board; Code Enforcement Advisory Board; Advisory Board on Cosmetology; Dietitians Advisory Board; Driver Training and Traffic Safety Advisory Committee; Dyslexia Therapists and Practitioners Advisory Committee; Electrical Safety and Licensing Advisory Board; Elevator Advisory Board; Hearing Instrument Fitters and Dispensers Advisory Board; Texas Industrial Building Code Council; Licensed Breeders Advisory Committee; Massage Therapists Advisory Board; Midwives Advisory Board; Orthotists and Prosthetists Advisory Board; Podiatric Medical Examiners Advisory Board; Polygraph Advisory Committee; Property Tax Consultants Advisory Council; Sanitarians Advisory Committee; Speech-Language Pathologist and Audiologist Advisory Board; Texas Tax Professional Advisory Committee; Towing and Storage Advisory Board; Used Automotive Parts Recycling Advisory Board; Water Well Drillers Advisory Council; and Weather Modification Advisory Committee.
- 11. Additional General Revenue.** Out of the General Revenue appropriated above, \$1,608,659 in each year of the biennium, is appropriated from fees collected pursuant to Health and Safety Code, Chapter 754, Subchapter B (Object Code 3175), for the purposes of administering and enforcing laws relating to elevators, escalators and related equipment, as set out in Chapter 754, Health and Safety Code. Any fees collected above this annual amount (estimated to be \$0) are hereby appropriated to the Department of Licensing and Regulation for the same purpose.
- a. No appropriation of General Revenue in excess of the estimated amount shown may be expended by the Department of Licensing and Regulation until:
- (1) The department's governing board files a finding of fact along with a written plan outlining the source, use, and projected impact of the funds on performance measures with the Comptroller of Public Accounts, the Legislative Budget Board and the Governor and indicating that additional appropriations are required to maintain adequate levels of program performance;
 - (2) The department shall submit an analysis of actual revenue collections earned in excess of the amount reflected above to the Comptroller of Public Accounts for each fiscal year of the biennium. If the Comptroller finds the information sufficient to support the

DEPARTMENT OF LICENSING AND REGULATION
(Continued)

projections of increased revenues in excess of the amount estimated above, a finding of fact to that effect shall be issued and the appropriation shall be made available for the intended purpose;

- (3) The 30th business day after completion of a review by Legislative Budget Board staff and forwarding of a recommendation to the Chair of the House Appropriations Committee, Chair of the Senate Finance Committee, Speaker of the House, and Lieutenant Governor there is no notification of disapproval issued to the Comptroller and the agency by the Legislative Budget Board or the Governor, the Comptroller of Public Accounts shall release the funds. Any requests for additional information made by the Legislative Budget Board shall interrupt the counting of the 30 business days.
 - b. The Department of Licensing and Regulation shall report quarterly to the Legislative Budget Board in a format prescribed by the Legislative Budget Board for each fiscal year the amount of revenues collected and expenditures made for the purpose of administering and enforcing Chapter 754, Health and Safety Code.
 - c. In the event that actual and/or projected revenue collections for the amount identified in this rider above from fees collected pursuant to Health and Safety Code, Chapter 754, Subchapter B, are insufficient to offset costs identified by this provision, the Legislative Budget Board may direct the Comptroller of Public Accounts to reduce the appropriation authority provided above to be within the amount of revenue expected to be available.
- 12. Combative Sports Regulation.** In addition to the amounts appropriated above, the Department of Licensing and Regulation shall be appropriated \$30,000 out of funds collected by the agency and deposited to the General Revenue Fund during each fiscal year for the 2020-21 biennium, for each combative sports event managed by the department for which ticket sales exceed \$2,000,000 (estimated to be one event) contingent upon the Department of Licensing and Regulation assessing fees and taxes sufficient to generate, in addition to revenue requirements elsewhere in this Act, during the 2020-21 biennium, \$30,000 for each such combative sports event in excess of \$736,000 in fiscal year 2020 and \$736,000 in fiscal year 2021 (Object Codes 3146 and 3147) contained in the Comptroller of Public Accounts' Biennial Revenue Estimate for each fiscal year. The Department of Licensing and Regulation upon completion of necessary actions to assess or increase such additional revenue shall furnish copies of the Department of Licensing and Regulation's minutes and other information supporting the estimated revenues to be generated for the 2020-21 biennium under the revised fee or tax structure to the Comptroller of Public Accounts. If the Comptroller finds the information sufficient to support the projection of increased revenues, a finding of fact shall be issued and the contingent appropriation shall be made available for the intended purpose.
- 13. Judgments and Settlements.** Notwithstanding Article IX, Section 16.04 of this Act, payment of judgments or settlements, including attorney's fees, resulting from actions brought under Title 42 United States Code §1983 that arise from claims challenging the validity or constitutionality of a state law and prosecuted or defended by the Office of the Attorney General that are obtained against the Texas Department of Licensing and Regulation or the Texas Commission of Licensing and Regulation, or any individual(s) acting in their official capacity on behalf of the Texas Department of Licensing and Regulation, shall be paid out by the Comptroller and not from funds appropriated herein to the Texas Department of Licensing and Regulation or the Texas Commission of Licensing and Regulation.
- 14. Combative Sports Program Attendance Report.** The Department of Licensing and Regulation shall provide to the Legislative Budget Board a quarterly report of any employee of the department, commissioner of the department, and/or guest of the department/commission who attends a combative sports event in the State of Texas with complimentary or reduced rate tickets provided by the promoter or attends the event in the technical zone. The quarterly report shall be provided in a format prescribed by the Legislative Budget Board and include the date of the event and the face value of the ticket for the event.
- 15. Human Trafficking Inspections.** Out of funds appropriated above for the Department of Licensing and Regulation \$763,726 in General Revenue and 12.0 full-time equivalent (FTE) positions for fiscal year 2020, and \$756,152 in General Revenue and 12.0 FTE for fiscal year 2021 shall be used for inspections and enforcement actions by the Human Trafficking Team.

TEXAS MEDICAL BOARD

	For the Years Ending	
	August 31, 2020	August 31, 2021
Method of Financing:		
General Revenue Fund	\$ 11,577,774	\$ 11,421,389
GR Dedicated - Public Assurance Account No. 5105	\$ 3,100,000	\$ 3,100,000
<u>Other Funds</u>		
Appropriated Receipts	\$ 42,471	\$ 42,471
Interagency Contracts	19,835	19,835
Subtotal, Other Funds	\$ 62,306	\$ 62,306
Total, Method of Financing	\$ 14,740,080	\$ 14,583,695
Other Direct and Indirect Costs Appropriated Elsewhere in this Act	\$ 4,825,805	\$ 4,844,488
 This bill pattern represents an estimated 100% of this agency's estimated total available funds for the biennium.		
Number of Full-Time-Equivalents (FTE):	217.5	217.5
Schedule of Exempt Positions:		
Executive Director, Group 5	\$165,315	\$165,315
Salary Supplement	12,300	12,300
Items of Appropriation:		
A. Goal: LICENSURE		
Protect the Public through Licensure of Qualified Practitioners.		
A.1.1. Strategy: LICENSING	\$ 3,094,749	\$ 3,057,110
Conduct a Timely, Efficient, Cost-effective Licensure Process.		
B. Goal: ENFORCE ACTS		
Protect the Public with Investigations, Discipline and Education.		
B.1.1. Strategy: ENFORCEMENT	\$ 8,291,188	\$ 8,193,736
Conduct Competent, Fair, Timely Investigations and Monitor Results.		
B.1.2. Strategy: PHYSICIAN HEALTH PROGRAM	681,537	678,046
B.2.1. Strategy: PUBLIC EDUCATION	309,212	309,372
Provide Programs to Educate the Public and Licensees.		
Total, Goal B: ENFORCE ACTS	\$ 9,281,937	\$ 9,181,154
C. Goal: INDIRECT ADMINISTRATION		
C.1.1. Strategy: INDIRECT ADMIN	\$ 713,890	\$ 707,611
Indirect Administration - Licensing.		
C.1.2. Strategy: INDIRECT ADMIN	1,649,504	1,637,820
Indirect Administration - Enforcement.		
Total, Goal C: INDIRECT ADMINISTRATION	\$ 2,363,394	\$ 2,345,431
Grand Total, TEXAS MEDICAL BOARD	\$ 14,740,080	\$ 14,583,695
Object-of-Expense Informational Listing:		
Salaries and Wages	\$ 11,310,486	\$ 11,310,485
Other Personnel Costs	231,775	251,535
Professional Fees and Services	1,494,580	1,494,580
Fuels and Lubricants	9,500	9,500
Consumable Supplies	36,000	36,000
Utilities	53,986	53,986
Travel	366,365	366,365
Rent - Building	24,022	24,022
Rent - Machine and Other	39,425	39,425

TEXAS MEDICAL BOARD
(Continued)

Other Operating Expense	680,777	682,789
Capital Expenditures	493,164	315,008

Total, Object-of-Expense Informational Listing \$ 14,740,080 \$ 14,583,695

Estimated Allocations for Employee Benefits and Debt Service Appropriations Made Elsewhere in this Act:

Employee Benefits

Retirement	\$ 916,071	\$ 920,652
Group Insurance	2,168,088	2,199,524
Social Security	751,932	755,692
Benefits Replacement	7,694	6,540

Total, Estimated Allocations for Employee Benefits and Debt Service Appropriations Made Elsewhere in this Act \$ 3,843,785 \$ 3,882,408

1. Performance Measure Targets. The following is a listing of the key performance target levels for the Texas Medical Board. It is the intent of the Legislature that appropriations made by this Act be utilized in the most efficient and effective manner possible to achieve the intended mission of the Texas Medical Board. In order to achieve the objectives and service standards established by this Act, the Texas Medical Board shall make every effort to attain the following designated key performance target levels associated with each item of appropriation.

	2020	2021
A. Goal: LICENSURE		
Outcome (Results/Impact):		
Percent of Licenses Who Renew Online (Physicians)	97%	97%
Percent of Licenses Who Renew Online (Physician Assistant)	87%	87%
A.1.1. Strategy: LICENSING		
Output (Volume):		
Number of New Licenses Issued to Individuals (Physicians)	4,100	4,182
Number of New Licenses Issued to Individuals (Acupuncture)	70	70
Number of New Licenses Issued to Individuals (Physician Assistant)	714	728
Number of New Licenses Issued to Individuals (Surgical Assistant)	35	35
Number of Licenses Renewed (Individuals) (Physicians)	45,320	45,320
Number of Licenses Renewed (Individuals) (Acupuncture)	600	600
Number of Licenses Renewed (Individuals) (Physician Assistant)	3,750	3,750
Number of Licenses Renewed (Individuals) (Surgical Assistant)	220	220
Efficiencies:		
Average Number of Days for Individual License Issuance - Physicians	47	47
B. Goal: ENFORCE ACTS		
Outcome (Results/Impact):		
Percent of Complaints Resulting in Disciplinary Action (Physician)	12%	12%
Percent of Complaints Resulting in Remedial Action: (Surgical Assistant)	12%	12%
Percent of Complaints Resulting in Remedial Action: (Physician)	12%	12%
Percent of Complaints Resulting in Remedial Action: (Acupuncture)	12%	12%
Percent of Complaints Resulting in Remedial Action: (Physician Assistant)	12%	12%
Percent of Complaints Resulting in Disciplinary Action (Acupuncture)	12%	12%
Percent of Complaints Resulting in Disciplinary Action (Physician Assistant)	12%	12%
Percent of Complaints Resulting in Disciplinary Action (Surgical Assistant)	12%	12%
B.1.1. Strategy: ENFORCEMENT		
Output (Volume):		
Number of Complaints Resolved (Physicians)	1,700	1,700
Number of Complaints Resolved (Acupuncture)	10	10
Number of Complaints Resolved (Physician Assistant)	85	85
Number of Complaints Resolved (Surgical Assistant)	3	3
Number of Complaints Resolved (Allied Health Professionals)	150	150

TEXAS MEDICAL BOARD
(Continued)

Efficiencies:

Average Time for Complaint Resolution (Physician) (Days)	310	310
--	-----	-----

Explanatory:

Number of Jurisdictional Complaints Received and Filed (Physicians)	2,050	2,050
Number of Jurisdictional Complaints Received and Filed (Acupuncture)	6	6
Number of Jurisdictional Complaints Received and Filed (Physician Assistant)	110	110
Number of Jurisdictional Complaints Received and Filed (Surgical Assistant)	3	3

B.1.2. Strategy: PHYSICIAN HEALTH PROGRAM

Output (Volume):

The Number of Individuals Who Participated in the Texas Physician Health Program (TXPHP) during the Fiscal Year	600	600
---	-----	-----

2. Capital Budget. None of the funds appropriated above may be expended for capital budget items except as listed below. The amounts shown below shall be expended only for the purposes shown and are not available for expenditure for other purposes. Amounts appropriated above and identified in this provision as appropriations either for "Lease Payments to the Master Lease Purchase Program" or for items with a "(MLPP)" notation shall be expended only for the purpose of making lease-purchase payments to the Texas Public Finance Authority pursuant to the provisions of Government Code §1232.103.

	2020	2021
a. Acquisition of Information Resource Technologies		
(1) Server, Storage and Network Lifecycle Replacement	\$ 127,805	\$ 27,500
(2) Software Replacement and Upgrades	145,908	145,908
Total, Acquisition of Information Resource Technologies	\$ 273,713	\$ 173,408
b. Cybersecurity		
(1) Hardware and Software Purchases for Cybersecurity	\$ 115,400	\$ 40,400
Total, Capital Budget	\$ 389,113	\$ 213,808
Method of Financing (Capital Budget):		
General Revenue Fund	\$ 389,113	\$ 213,808
Total, Method of Financing	\$ 389,113	\$ 213,808

3. Salary Supplementation. In addition to the amount specified in the schedule of exempt positions for the salary of the Executive Director, the Texas Medical Board may approve a salary supplement not to exceed \$12,300 annually if the Executive Director is a medical doctor and an attorney.

4. Quarterly Financial Reports.

- a. The Texas Medical Board shall submit the following information to the Legislative Budget Board, the Office of the Governor and the State Auditor's Office on a quarterly basis:
 - (1) Information on appropriated, budgeted, expended, and projected funds and full-time-equivalents, by strategy and method of finance.
 - (2) Information on appropriated, budgeted, expended, and projected revenues, including program income, interest earnings, fee revenues, and appropriated receipts.
 - (3) Narrative explanations of significant budget adjustments, ongoing budget issues, and other items as appropriate.
 - (4) Any other information requested by the Legislative Budget Board, the Office of the Governor or the State Auditor's Office.

TEXAS MEDICAL BOARD
(Continued)

- b. The quarterly financial reports shall be prepared in a format specified by the Legislative Budget Board. It is further the intent of the Legislature that the Texas Medical Board comply with requirements related to the planning and submission of the Information Technology Detail to the Legislative Budget Board.
- 5. Contingency for Behavioral Health Funds.** Notwithstanding appropriation authority granted above, the Comptroller of Public Accounts shall not allow the expenditure of General Revenue-Related behavioral health funds for the Texas Medical Board in Strategy B.1.2, Physician Health Program, in fiscal year 2020 or fiscal year 2021, as identified in Art. IX, Sec. 10.04, Statewide Behavioral Health Strategic Plan and Coordinated Expenditures, if the Legislative Budget Board provides notification to the Comptroller of Public Accounts that the agency's planned expenditure of those funds in fiscal year 2020 or fiscal year 2021 does not satisfy the requirements of Art. IX, Sec. 10.04, Statewide Behavioral Health Strategic Plan and Coordinated Expenditures.
- 6. Sunset Contingency.** Funds appropriated above for fiscal year 2021 for the Texas Medical Board are made contingent on the continuation of the Texas Medical Board by the Eighty-sixth Legislature, Regular Session, 2019. In the event that the agency is not continued, the funds appropriated for fiscal year 2020, or as much thereof as may be necessary are to be used to provide for the phase out of agency operations.
- 7. Appropriation for Staff Salary Increases.** Included in the amounts above is \$801,091 in General Revenue for staff salary increases during the 2020-21 fiscal biennium. From these funds the Texas Medical Board shall give priority for positions with the highest percentage of turnover.

TEXAS BOARD OF NURSING

	For the Years Ending	
	August 31, 2020	August 31, 2021
Method of Financing:		
General Revenue Fund	\$ 9,448,824	\$ 9,448,827
Appropriated Receipts	\$ 3,702,276	\$ 3,702,276
Total, Method of Financing	<u>\$ 13,151,100</u>	<u>\$ 13,151,103</u>
Other Direct and Indirect Costs Appropriated Elsewhere in this Act	\$ 2,734,459	\$ 2,740,685
This bill pattern represents an estimated 100% of this agency's estimated total available funds for the biennium.		
Number of Full-Time-Equivalents (FTE):	124.7	124.7
Schedule of Exempt Positions:		
Executive Director, Group 5	\$166,879	\$166,879
Items of Appropriation:		
A. Goal: LICENSING		
Accredit, Examine, and License Nurse Education and Practice.		
A.1.1. Strategy: LICENSING	\$ 6,551,219	\$ 6,551,219
Operate Efficient System of Nursing Credential Verification.		
A.1.2. Strategy: TEXAS.GOV	594,902	594,903
Texas.gov. Estimated and Nontransferable.		
A.2.1. Strategy: ACCREDITATION	<u>666,519</u>	<u>666,519</u>
Accredit Programs That Include Essential Competencies Curricula.		
Total, Goal A: LICENSING	\$ 7,812,640	\$ 7,812,641
B. Goal: PROTECT PUBLIC		
Protect Public and Enforce Nursing Practice Act.		
B.1.1. Strategy: ADJUDICATE VIOLATIONS	\$ 3,449,720	\$ 3,449,720
Administer System of Enforcement and Adjudication.		

TEXAS BOARD OF NURSING
(Continued)

B.1.2. Strategy: PEER ASSISTANCE	1,005,458	1,005,458
Identify, Refer and Assist Those Nurses Whose Practice Is Impaired.		

Total, Goal B: PROTECT PUBLIC	\$ 4,455,178	\$ 4,455,178
--------------------------------------	--------------	--------------

C. Goal: INDIRECT ADMINISTRATION

C.1.1. Strategy: INDIRECT ADMIN - LICENSING	\$ 575,611	\$ 575,612
Indirect Administration for Licensing Programs.		

C.1.2. Strategy: INDIRECT ADMIN - ENFORCEMENT	307,671	307,672
Indirect Administration for Enforcement and Adjudication Programs.		

Total, Goal C: INDIRECT ADMINISTRATION	\$ 883,282	\$ 883,284
---	------------	------------

Grand Total, TEXAS BOARD OF NURSING	\$ 13,151,100	\$ 13,151,103
--	---------------	---------------

Object-of-Expense Informational Listing:

Salaries and Wages	\$ 7,612,933	\$ 7,612,933
Other Personnel Costs	140,579	140,580
Professional Fees and Services	930,000	930,000
Consumable Supplies	49,700	49,700
Utilities	30,000	30,000
Travel	103,500	103,500
Rent - Building	17,650	17,650
Rent - Machine and Other	29,000	29,000
Other Operating Expense	4,180,138	4,182,140
Capital Expenditures	57,600	55,600

Total, Object-of-Expense Informational Listing	\$ 13,151,100	\$ 13,151,103
---	---------------	---------------

Estimated Allocations for Employee Benefits and Debt Service Appropriations Made Elsewhere in this Act:

Employee Benefits

Retirement	\$ 638,342	\$ 641,534
Group Insurance	1,119,655	1,132,258
Social Security	495,311	497,788
Benefits Replacement	5,390	4,582

Total, Estimated Allocations for Employee Benefits and Debt Service Appropriations Made Elsewhere in this Act	\$ 2,258,698	\$ 2,276,162
--	--------------	--------------

1. Performance Measure Targets. The following is a listing of the key performance target levels for the Texas Board of Nursing. It is the intent of the Legislature that appropriations made by this Act be utilized in the most efficient and effective manner possible to achieve the intended mission of the Texas Board of Nursing. In order to achieve the objectives and service standards established by this Act, the Texas Board of Nursing shall make every effort to attain the following designated key performance target levels associated with each item of appropriation.

	2020	2021
A. Goal: LICENSING		
Outcome (Results/Impact):		
Percentage of Licensees with No Recent Violations (RN)	98%	98%
Percent of Licensees Who Renew Online (RN)	95%	95%
Percent of New Individual Licenses Issued Online (RN)	95%	95%
Percentage of Licensees with No Recent Violations (LVN)	98%	98%
Percent of Licensees Who Renew Online (LVN)	95%	95%
Percent of New Individual Licenses Issued Online (LVN)	95%	95%
A.1.1. Strategy: LICENSING		
Output (Volume):		
Number of New Licenses Issued to Individuals (RN)	22,500	23,000
Number of Individual Licenses Renewed (RN)	150,000	155,000
Number of New Licenses Issued to Individuals (LVN)	6,000	6,000
Number of Individual Licenses Renewed (LVN)	50,000	50,500
B. Goal: PROTECT PUBLIC		
Outcome (Results/Impact):		
Percent of Complaints Resulting in Disciplinary Action (RN)	15%	15%
Percent of Complaints Resulting in Disciplinary Action (LVN)	19%	19%

TEXAS BOARD OF NURSING
(Continued)

B.1.1. Strategy: ADJUDICATE VIOLATIONS

Output (Volume):

Number of Complaints Resolved (RN)	10,000	10,000
Number of Complaints Resolved (LVN)	6,000	6,000

Efficiencies:

Average Time for Complaint Resolution (Days) (RN)	90	90
Average Time for Complaint Resolution (Days) (LVN)	90	90

Explanatory:

Number of Jurisdictional Complaints Received (RN)	10,000	10,000
Number of Jurisdictional Complaints Received (LVN)	6,000	6,000

B.1.2. Strategy: PEER ASSISTANCE

Output (Volume):

Number of Licensed Individuals Participating in a Peer Assistance Program (RN)	625	625
Number of Licensed Individuals Participating in a Peer Assistance Program (LVN)	185	185

- 2. Capital Budget.** None of the funds appropriated above may be expended for capital budget items except as listed below. The amounts shown below shall be expended only for the purposes shown and are not available for expenditure for other purposes. Amounts appropriated above and identified in this provision as appropriations either for "Lease Payments to the Master Lease Purchase Program" or for items with a "(MLPP)" notation shall be expended only for the purpose of making lease-purchase payments to the Texas Public Finance Authority pursuant to the provisions of Government Code §1232.103.

	2020	2021
a. Acquisition of Information Resource Technologies		
(1) PC Replacement-Acquisition and Refresh of Hardware and Software	\$ 57,600	\$ 55,600
Total, Capital Budget	\$ 57,600	\$ 55,600

Method of Financing (Capital Budget):

General Revenue Fund	\$ 57,600	\$ 55,600
Total, Method of Financing	\$ 57,600	\$ 55,600

- 3. Texas Center for Nursing Workforce Studies Funding.** Out of amounts appropriated above in Strategy A.1.1, Licensing, the Board of Nursing shall continue the Interagency Contract with the Department of State Health Services to provide funding for the Texas Center for Nursing Workforce Studies of \$411,550 each year. The Board of Nursing shall also provide funding to the department in support of the grant program to reduce workplace violence against nurses in the amount of \$328,000 in General Revenue in fiscal year 2020 and \$339,000 in General Revenue in fiscal year 2021.

- 4. Contingency for Behavioral Health Funds.** Notwithstanding appropriation authority granted above, the Comptroller of Public Accounts shall not allow the expenditure of General Revenue-Related behavioral health funds for the Board of Nursing in Strategy B.1.2, Peer Assistance Program, in fiscal year 2020 or fiscal year 2021, as identified in Art. IX, Sec. 10.04, Statewide Behavioral Health Strategic Plan and Coordinated Expenditures, if the Legislative Budget Board provides notification to the Comptroller of Public Accounts that the agency's planned expenditure of those funds in fiscal year 2020 or fiscal year 2021 does not satisfy the requirements of Art. IX, Sec. 10.04, Statewide Behavioral Health Strategic Plan and Coordinated Expenditures.

OPTOMETRY BOARD

	For the Years Ending	
	August 31, 2020	August 31, 2021
Method of Financing:		
General Revenue Fund	\$ 462,946	\$ 462,947
<u>Other Funds</u>		
Appropriated Receipts	\$ 8,000	\$ 8,000
Interagency Contracts	<u>37,321</u>	<u>37,321</u>
Subtotal, Other Funds	\$ 45,321	\$ 45,321
Total, Method of Financing	<u>\$ 508,267</u>	<u>\$ 508,268</u>
Other Direct and Indirect Costs Appropriated Elsewhere in this Act	\$ 172,879	\$ 173,268
This bill pattern represents an estimated 100% of this agency's estimated total available funds for the biennium.		
Number of Full-Time-Equivalents (FTE):	7.0	7.0
Schedule of Exempt Positions:		
Executive Director, Group 2	\$100,732	\$100,732
Items of Appropriation:		
A. Goal: LICENSURE AND ENFORCEMENT		
Manage Quality Program of Examination and Licensure, Enforce Statutes.		
A.1.1. Strategy: LICENSURE AND ENFORCEMENT	\$ 336,541	\$ 338,002
Operate an Efficient & Comprehensive Licensure & Enforcement System.		
A.1.2. Strategy: TEXAS.GOV	21,230	19,770
Texas.gov. Estimated and Nontransferable.		
A.1.3. Strategy: NATIONAL PRACTITIONER DATA BANK	9,092	9,092
National Practitioner Data Bank. Estimated and Nontransferable.		
A.1.4. Strategy: INDIRECT ADMINISTRATION	105,404	105,404
A.1.5. Strategy: PEER ASSISTANCE	<u>36,000</u>	<u>36,000</u>
Provide a Peer Assistance Program for Licensed Individuals.		
Total, Goal A: LICENSURE AND ENFORCEMENT	<u>\$ 508,267</u>	<u>\$ 508,268</u>
Grand Total, OPTOMETRY BOARD	<u>\$ 508,267</u>	<u>\$ 508,268</u>
Object-of-Expense Informational Listing:		
Salaries and Wages	\$ 349,650	\$ 349,650
Other Personnel Costs	30,750	31,750
Professional Fees and Services	3,500	3,500
Consumable Supplies	1,950	1,950
Utilities	700	700
Travel	25,200	25,200
Rent - Building	180	180
Rent - Machine and Other	1,694	1,694
Other Operating Expense	<u>94,643</u>	<u>93,644</u>
Total, Object-of-Expense Informational Listing	<u>\$ 508,267</u>	<u>\$ 508,268</u>
Estimated Allocations for Employee Benefits and Debt Service Appropriations Made Elsewhere in this Act:		
<u>Employee Benefits</u>		
Retirement	\$ 27,246	\$ 27,383
Group Insurance	84,296	85,832
Social Security	<u>22,803</u>	<u>22,917</u>
Total, Estimated Allocations for Employee Benefits and Debt Service Appropriations Made Elsewhere in this Act	<u>\$ 134,345</u>	<u>\$ 136,132</u>

OPTOMETRY BOARD
(Continued)

- 1. Performance Measure Targets.** The following is a listing of the key performance target levels for the Optometry Board. It is the intent of the Legislature that appropriations made by this Act be utilized in the most efficient and effective manner possible to achieve the intended mission of the Optometry Board. In order to achieve the objectives and service standards established by this Act, the Optometry Board shall make every effort to attain the following designated key performance target levels associated with each item of appropriation.

	2020	2021
A. Goal: LICENSURE AND ENFORCEMENT		
Outcome (Results/Impact):		
Percent of Licensees with No Recent Violations	98%	98%
Percent of Licensees Who Renew Online	90%	90%
A.1.1. Strategy: LICENSURE AND ENFORCEMENT		
Output (Volume):		
Number of New Licenses Issued to Individuals	189	189
Number of Licenses Renewed (Individuals)	4,260	4,260
Number of Complaints Resolved	140	140
Number of Investigations Conducted	63	63
Efficiencies:		
Average Time for Complaint Resolution (Days)	115	115
A.1.5. Strategy: PEER ASSISTANCE		
Output (Volume):		
Number of Licensed Individuals Participating in a Peer Assistance Program	2	2

- 2. Contingency for Behavioral Health Funds.** Notwithstanding appropriation authority granted above, the Comptroller of Public Accounts shall not allow the expenditure of General Revenue-Related behavioral health funds for the Optometry Board in Strategy A.1.5, Peer Assistance, in fiscal year 2020 or fiscal year 2021, as identified in Art. IX, Sec. 10.04, Statewide Behavioral Health Strategic Plan and Coordinated Expenditures, if the Legislative Budget Board provides notification to the Comptroller of Public Accounts that the agency's planned expenditure of those funds in fiscal year 2020 or fiscal year 2021 does not satisfy the requirements of Art. IX, Sec. 10.04, Statewide Behavioral Health Strategic Plan and Coordinated Expenditures.

- 3. National Practitioner Data Bank.** The Optometry Board is appropriated for the purpose of recovering costs associated with querying a national practitioner database pursuant to Occupations Code §351.2526 all fees assessed and collected for this purpose by the Optometry Board, estimated to be \$9,092 in General Revenue in fiscal year 2020 and \$9,092 in General Revenue in fiscal year 2021 and included in amounts appropriated above in Strategy A.1.3, National Practitioner Data Bank.

BOARD OF PHARMACY

	For the Years Ending	
	August 31, 2020	August 31, 2021
Method of Financing:		
General Revenue Fund	\$ 9,046,659	\$ 9,140,884
Appropriated Receipts	\$ 1,014,015	\$ 1,014,015
Total, Method of Financing	\$ 10,060,674	\$ 10,154,899
Other Direct and Indirect Costs Appropriated Elsewhere in this Act	\$ 2,399,680	\$ 2,429,906
This bill pattern represents an estimated 100% of this agency's estimated total available funds for the biennium.		
Number of Full-Time-Equivalents (FTE):	104.0	104.0
Schedule of Exempt Positions:		
Executive Director, Group 4	\$141,510	\$141,510

BOARD OF PHARMACY
(Continued)

Items of Appropriation:

A. Goal: MAINTAIN STANDARDS

Establish and Maintain Standards for Pharmacy Education and Practice.

A.1.1. Strategy: LICENSING	\$ 1,008,037	\$ 1,039,465
Operate an Application and Renewal Licensure System.		
A.1.2. Strategy: TEXAS.GOV	<u>251,106</u>	<u>251,106</u>
Texas.gov. Estimated and Nontransferable.		
Total, Goal A: MAINTAIN STANDARDS	\$ 1,259,143	\$ 1,290,571

B. Goal: ENFORCE REGULATIONS

Protect Public Health by Enforcing All Laws Relating to Practice.

B.1.1. Strategy: ENFORCEMENT	\$ 5,424,768	\$ 5,518,398
Operate System of Inspection Assistance Education.		
B.1.2. Strategy: PEER ASSISTANCE	243,004	243,005
Provide a Peer Assistance Program for Licensed Individuals.		
B.1.3. Strategy: PRESCRIPTION MONITORING PROGRAM	<u>2,228,424</u>	<u>2,177,499</u>
Total, Goal B: ENFORCE REGULATIONS	\$ 7,896,196	\$ 7,938,902

C. Goal: INDIRECT ADMINISTRATION

C.1.1. Strategy: LICENSING - INDIRECT ADMINISTRATION	\$ 134,631	\$ 137,442
C.1.2. Strategy: ENFORCEMENT-INDIRECT ADMINISTRATION	<u>770,704</u>	<u>787,984</u>
Total, Goal C: INDIRECT ADMINISTRATION	\$ 905,335	\$ 925,426

Grand Total, BOARD OF PHARMACY	<u>\$ 10,060,674</u>	<u>\$ 10,154,899</u>
---------------------------------------	-----------------------------	-----------------------------

Object-of-Expense Informational Listing:

Salaries and Wages	\$ 5,882,078	\$ 6,020,659
Other Personnel Costs	261,516	272,106
Professional Fees and Services	1,093,979	1,093,980
Fuels and Lubricants	25,000	25,000
Consumable Supplies	23,000	23,000
Utilities	15,765	15,765
Travel	151,750	151,750
Rent - Building	5,960	5,960
Rent - Machine and Other	17,265	17,265
Other Operating Expense	2,518,361	2,463,414
Capital Expenditures	<u>66,000</u>	<u>66,000</u>

Total, Object-of-Expense Informational Listing	<u>\$ 10,060,674</u>	<u>\$ 10,154,899</u>
---	-----------------------------	-----------------------------

Estimated Allocations for Employee Benefits and Debt Service Appropriations Made Elsewhere in this Act:

Employee Benefits

Retirement	\$ 486,637	\$ 489,070
Group Insurance	1,076,497	1,089,985
Social Security	415,144	417,219
Benefits Replacement	<u>6,666</u>	<u>5,666</u>

Total, Estimated Allocations for Employee Benefits and Debt Service Appropriations Made Elsewhere in this Act	<u>\$ 1,984,944</u>	<u>\$ 2,001,940</u>
--	----------------------------	----------------------------

1. Performance Measure Targets. The following is a listing of the key performance target levels for the Board of Pharmacy. It is the intent of the Legislature that appropriations made by this Act be utilized in the most efficient and effective manner possible to achieve the intended mission of the Board of Pharmacy. In order to achieve the objectives and service standards established by this Act, the Board of Pharmacy shall make every effort to attain the following designated key performance target levels associated with each item of appropriation.

BOARD OF PHARMACY
(Continued)

	<u>2020</u>	<u>2021</u>
A. Goal: MAINTAIN STANDARDS		
Outcome (Results/Impact):		
Percent of Licensees with No Recent Violations	95%	95%
Percent of Licensees Who Renew Online	95%	95%
A.1.1. Strategy: LICENSING		
Output (Volume):		
Number of New Licenses Issued to Individuals	1,800	1,900
Number of Licenses Renewed (Individuals)	18,540	19,000
Explanatory:		
Total Number of Business Facilities Licensed	8,250	8,300
B. Goal: ENFORCE REGULATIONS		
Outcome (Results/Impact):		
Percent of Complaints Resulting in Disciplinary Action	10%	10%
B.1.1. Strategy: ENFORCEMENT		
Output (Volume):		
Number of Jurisdictional Complaints Resolved	5,420	5,420
Efficiencies:		
Average Resolution Time for Resolving Jurisdictional Complaints (Days)	180	180
Explanatory:		
Number of Jurisdictional Complaints Received	6,000	6,000
B.1.2. Strategy: PEER ASSISTANCE		
Output (Volume):		
Number of Individuals Participating in a Peer Assistance Program	160	160

2. **Controlled Substance Forfeiture Program.** Amounts appropriated above in Strategy B.1.1, Enforcement, include \$76,234 in General Revenue in fiscal year 2020 and \$19,493 in fiscal year 2021 only for the purpose of the Controlled Substance Forfeiture Program. In addition to amounts appropriated above, all forfeited money collected under federal or state forfeiture programs, proceeds from the sale of forfeited property or similar monetary awards related to the Board of Pharmacy's participation in the seizure of controlled substances or other contraband, are hereby appropriated to the Board of Pharmacy to be used for enforcement purposes. Any funds unexpended at the close of fiscal year 2020 are appropriated for fiscal year 2021. Any unexpended funds (estimated to be \$0) at the close of fiscal year 2019 collected under federal or state forfeiture programs, proceeds from the sale of forfeited property or similar monetary awards related to the Board of Pharmacy's participation in the seizure of controlled substances or other contraband are appropriated for fiscal year 2020.

3. **Contingency for Behavioral Health Funds.** Notwithstanding appropriation authority granted above, the Comptroller of Public Accounts shall not allow the expenditure of General Revenue-Related behavioral health funds for the Board of Pharmacy in Strategy B.1.2, Peer Assistance Program, in fiscal year 2020 or fiscal year 2021, as identified in Art. IX, Sec. 10.04, Statewide Behavioral Health Strategic Plan and Coordinated Expenditures, if the Legislative Budget Board provides notification to the Comptroller of Public Accounts that the agency's planned expenditure of those funds in fiscal year 2020 or fiscal year 2021 does not satisfy the requirements of Art. IX, Sec. 10.04, Statewide Behavioral Health Strategic Plan and Coordinated Expenditures.

4. **Lump Sum Retiree Payout.** Included in amounts appropriated above, is \$142,468 in General Revenue that may only be used during the 2020-21 fiscal biennium to pay for retirement payouts due at the time of agency employees' retirement. The unexpended funds of no more than \$142,468 in General Revenue remaining on August 31, 2020, may be expended during the fiscal year beginning September 1, 2020, only to pay for retirement payouts due at the time of agency employees' retirement. Any part of the appropriation made for retirement payouts due at the time of agency employees' retirement that are not necessary for that purpose shall be lapsed by the agency at the end of the biennium.

5. **Appropriation of Official Prescription Form Fees.** Out of the amounts appropriated above to the Board of Pharmacy from Appropriated Receipts in Strategy B.1.3, Prescription Monitoring Program, the amounts \$1,000,000 in fiscal year 2020 and \$1,000,000 in fiscal year 2021 are for the production, printing, and sale of official prescription forms pursuant to Health and Safety Code §481.075 from fees collected from the sale of official prescription forms. In addition to amounts appropriated above in Strategy B.1.3, Prescription Monitoring Program, any additional fees collected from the sale of official prescription forms for the production, printing, and sale of official prescription forms are appropriated for the same purpose. Any unobligated or unexpended balances of these funds remaining as of August 31, 2020, are appropriated in the fiscal year beginning September 1, 2020, for the same purpose.

**EXECUTIVE COUNCIL OF PHYSICAL THERAPY &
OCCUPATIONAL THERAPY EXAMINERS**

	For the Years Ending	
	August 31, 2020	August 31, 2021
Method of Financing:		
General Revenue Fund	\$ 1,340,293	\$ 1,340,295
Appropriated Receipts	\$ 82,180	\$ 82,180
Total, Method of Financing	<u>\$ 1,422,473</u>	<u>\$ 1,422,475</u>
Other Direct and Indirect Costs Appropriated Elsewhere in this Act	\$ 456,289	\$ 457,160
This bill pattern represents an estimated 100% of this agency's estimated total available funds for the biennium.		
Number of Full-Time-Equivalents (FTE):	20.0	20.0
Schedule of Exempt Positions:		
Executive Director, Group 2	\$109,049	\$109,049
Items of Appropriation:		
A. Goal: LICENSING		
License Physical and Occupational Therapists.		
A.1.1. Strategy: OPERATE LICENSING SYSTEM	\$ 782,832	\$ 782,832
Issue and Renew Licenses.		
A.1.2. Strategy: TEXAS.GOV	<u>206,500</u>	<u>206,500</u>
Texas.gov. Estimated and Nontransferable.		
Total, Goal A: LICENSING	\$ 989,332	\$ 989,332
B. Goal: ENFORCEMENT		
Promote Compliance and Enforce PT and OT Practice Acts and Rules.		
B.1.1. Strategy: ADMINISTER ENFORCEMENT	\$ 429,405	\$ 429,407
Enforce the Physical Therapy and Occupational Therapy Practice Acts.		
C. Goal: INDIRECT ADMINISTRATION		
C.1.1. Strategy: LICENSING INDIRECT ADMINISTRATION	\$ 2,242	\$ 2,242
C.1.2. Strategy: ENFORCEMENT INDIRECT ADMINISTRATION	<u>1,494</u>	<u>1,494</u>
Total, Goal C: INDIRECT ADMINISTRATION	\$ 3,736	\$ 3,736
Grand Total, EXECUTIVE COUNCIL OF PHYSICAL THERAPY & OCCUPATIONAL THERAPY EXAMINERS	<u>\$ 1,422,473</u>	<u>\$ 1,422,475</u>
Object-of-Expense Informational Listing:		
Salaries and Wages	\$ 1,035,876	\$ 1,035,878
Other Personnel Costs	45,981	45,981
Professional Fees and Services	4,163	4,163
Consumable Supplies	10,001	10,001
Utilities	12,500	12,500
Travel	26,770	26,770
Rent - Building	500	500
Other Operating Expense	<u>286,682</u>	<u>286,682</u>
Total, Object-of-Expense Informational Listing	<u>\$ 1,422,473</u>	<u>\$ 1,422,475</u>
Estimated Allocations for Employee Benefits and Debt Service Appropriations Made Elsewhere in this Act:		
<u>Employee Benefits</u>		
Retirement	\$ 99,396	\$ 99,893
Group Insurance	223,699	227,104

**EXECUTIVE COUNCIL OF PHYSICAL THERAPY &
OCCUPATIONAL THERAPY EXAMINERS**
(Continued)

Social Security	80,456	80,858
Benefits Replacement	1,501	1,276

Total, Estimated Allocations for Employee Benefits and Debt Service Appropriations Made Elsewhere in this Act	\$ 405,052	\$ 409,131
--	------------	------------

1. Performance Measure Targets. The following is a listing of the key performance target levels for the Executive Council of Physical Therapy & Occupational Therapy Examiners. It is the intent of the Legislature that appropriations made by this Act be utilized in the most efficient and effective manner possible to achieve the intended mission of the Executive Council of Physical Therapy & Occupational Therapy Examiners. In order to achieve the objectives and service standards established by this Act, the Executive Council of Physical Therapy & Occupational Therapy Examiners shall make every effort to attain the following designated key performance target levels associated with each item of appropriation.

	2020	2021
A. Goal: LICENSING		
Outcome (Results/Impact):		
Percent of Licensees with No Recent Violations: Physical Therapy	99%	99%
Percent of Licensees with No Recent Violations: Occupational Therapy	99%	99%
Percent of Licensees Who Renew Online	94%	94%
Percent of New Individual Licenses Issued Online	95%	95%
A.1.1. Strategy: OPERATE LICENSING SYSTEM		
Output (Volume):		
Number of New Licenses Issued to Individuals: Physical Therapy	2,300	2,350
Number of New Licenses Issued to Individuals: Occupational Therapy	1,150	1,075
Number of Licenses Renewed (Individuals): Physical Therapy	9,850	9,900
Number of Licenses Renewed (Individuals): Occupational Therapy	6,750	6,875
B. Goal: ENFORCEMENT		
Outcome (Results/Impact):		
Percent of Complaints Resulting in Disciplinary Action: Physical Therapy	10%	10%
Percent of Complaints Resulting in Disciplinary Action: Occupational Therapy	10%	10%
B.1.1. Strategy: ADMINISTER ENFORCEMENT		
Output (Volume):		
Number of Complaints Resolved: Physical Therapy	450	475
Number of Complaints Resolved: Occupational Therapy	270	280
Efficiencies:		
Average Time for Complaint Resolution: Physical Therapy (Days)	120	120
Average Time for Complaint Resolution: Occupational Therapy (Days)	120	120
Explanatory:		
Number of Jurisdictional Complaints Received: Physical Therapy	500	525
Number of Jurisdictional Complaints Received: Occupational Therapy	270	280

BOARD OF PLUMBING EXAMINERS

	For the Years Ending	
	August 31, 2020	August 31, 2021
Method of Financing:		
General Revenue Fund	\$ 2,882,140	\$ 2,864,656
Appropriated Receipts	\$ 49,700	\$ 49,700
Total, Method of Financing	\$ 2,931,840	\$ 2,914,356

BOARD OF PLUMBING EXAMINERS
(Continued)

Other Direct and Indirect Costs Appropriated Elsewhere in this Act	\$ 924,452	\$ 925,641
---	------------	------------

This bill pattern represents an estimated 100% of this agency's estimated total available funds for the biennium.

Number of Full-Time-Equivalents (FTE):	38.0	38.0
--	------	------

Schedule of Exempt Positions:		
Executive Director, Group 3	\$120,586	\$120,586

Items of Appropriation:

A. Goal: ENSURE PUBLIC SAFETY/PLUMBING

Ensure Public Health by Licensing and Registering Plumbers.

A.1.1. Strategy: EXAMINE AND LICENSE PLUMBERS Administer Competency Examinations, Issue and Renew Licenses.	\$ 1,027,981	\$ 1,019,831
---	--------------	--------------

A.1.2. Strategy: TEXAS.GOV Texas.gov. Estimated and Nontransferable.	155,000	155,000
--	---------	---------

A.1.3. Strategy: INSPECTIONS AND ENFORCEMENT Inspect and Monitor Job Sites, Investigate and Resolve Complaints.	1,277,587	1,270,753
---	-----------	-----------

A.1.4. Strategy: CONSUMER EDUCATION/PUBLIC AWARENESS Consumer Education and Public Awareness.	129,696	122,196
---	---------	---------

Total, Goal A: ENSURE PUBLIC SAFETY/PLUMBING	\$ 2,590,264	\$ 2,567,780
---	--------------	--------------

B. Goal: INDIRECT ADMINISTRATION

B.1.1. Strategy: INDIRECT ADMIN - EXAM/LICENSE Indirect Administration - Exam/License.	\$ 157,476	\$ 153,476
--	------------	------------

B.1.2. Strategy: INDIRECT ADMIN - INSPECT/ENFORCE Indirect Administration - Inspections/Enforcement.	184,100	193,100
--	---------	---------

Total, Goal B: INDIRECT ADMINISTRATION	\$ 341,576	\$ 346,576
---	------------	------------

Grand Total, BOARD OF PLUMBING EXAMINERS	\$ 2,931,840	\$ 2,914,356
---	--------------	--------------

Object-of-Expense Informational Listing:

Salaries and Wages	\$ 1,679,489	\$ 1,679,489
Other Personnel Costs	122,000	121,500
Professional Fees and Services	127,300	135,000
Fuels and Lubricants	10,500	10,500
Consumable Supplies	26,700	26,200
Utilities	40,500	40,500
Travel	63,000	63,000
Rent - Building	235,300	235,300
Rent - Machine and Other	9,600	9,600
Other Operating Expense	617,451	593,267

Total, Object-of-Expense Informational Listing	\$ 2,931,840	\$ 2,914,356
---	--------------	--------------

Estimated Allocations for Employee Benefits and Debt Service Appropriations Made Elsewhere in this Act:

Employee Benefits

Retirement	\$ 115,204	\$ 115,780
Group Insurance	456,483	467,926
Social Security	102,555	103,068

Total, Estimated Allocations for Employee Benefits and Debt Service Appropriations Made Elsewhere in this Act	\$ 674,242	\$ 686,774
--	------------	------------

1. Performance Measure Targets. The following is a listing of the key performance target levels for the Board of Plumbing Examiners. It is the intent of the Legislature that appropriations made by this Act be utilized in the most efficient and effective manner possible to achieve the intended mission of the Board of Plumbing Examiners. In order to achieve the objectives and

BOARD OF PLUMBING EXAMINERS
(Continued)

service standards established by this Act, the Board of Plumbing Examiners shall make every effort to attain the following designated key performance target levels associated with each item of appropriation.

	2020	2021
A. Goal: ENSURE PUBLIC SAFETY/PLUMBING		
Outcome (Results/Impact):		
Percentage of Complaints Resolved Resulting in Disciplinary Action	55%	55%
Percentage of Licensees/Registrants with No Recent Violations	97.6%	97.6%
Percent of Licensees and Registrants Who Renew Online	82%	85%
Percent of New Individual Licenses, Registrations and Endorsements Issued Online	52%	55%
A.1.1. Strategy: EXAMINE AND LICENSE PLUMBERS		
Output (Volume):		
Number of New Licenses, Registrations and Endorsements Issued	13,000	13,500
Number of Licenses, Registrations and Endorsements Renewed	46,500	47,000
A.1.3. Strategy: INSPECTIONS AND ENFORCEMENT		
Output (Volume):		
Total Number of Compliance Checks Performed	8,070	8,150
Number of Investigations Conducted	900	920
Number of Complaints Resolved	1,000	1,020
Explanatory:		
Percentage of Compliance Checks Found with Violations	3%	3%

2. Surplus Property. Notwithstanding Article IX, §8.03. Surplus Property, one hundred percent of the receipts to the Board of Plumbing Examiners from the sale of scrap metal is appropriated to the Board for the purpose of providing materials necessary to conduct licensing examinations during the biennium in which the receipts are received.

3. Sunset Contingency. Funds appropriated above for fiscal year 2021 for the Texas Board of Plumbing Examiners are made contingent on the continuation of the Texas Board of Plumbing Examiners by the Eighty-sixth Legislature, Regular Session, 2019. In the event that the agency is not continued, the funds appropriated for fiscal year 2020, or as much thereof as may be necessary are to be used to provide for the phase out of agency operations.

BOARD OF EXAMINERS OF PSYCHOLOGISTS

	For the Years Ending	
	August 31, 2020	August 31, 2021
Method of Financing:		
General Revenue Fund	\$ 899,845	\$ 854,700
Appropriated Receipts	\$ 96,800	\$ 96,800
Total, Method of Financing	\$ 996,645	\$ 951,500
Other Direct and Indirect Costs Appropriated Elsewhere in this Act	\$ 384,415	\$ 377,904
This bill pattern represents an estimated 100% of this agency's estimated total available funds for the biennium.		
Number of Full-Time-Equivalents (FTE):	14.5	14.5
Schedule of Exempt Positions:		
Executive Director, Group 2	\$102,767	\$102,767
Items of Appropriation:		
A. Goal: LICENSURE		
Protect Public through Quality Program of Licensure.		
A.1.1. Strategy: LICENSING	\$ 543,423	\$ 516,481
Operate Quality Program of Licensure.		

BOARD OF EXAMINERS OF PSYCHOLOGISTS
(Continued)

A.1.2. Strategy: TEXAS.GOV	<u>37,000</u>	<u>37,000</u>
Texas.gov. Estimated and Nontransferable.		
Total, Goal A: LICENSURE	\$ 580,423	\$ 553,481
B. Goal: ENFORCEMENT LAWS & RULES		
Protect the Public through Enforcement of Laws & Rules.		
B.1.1. Strategy: ENFORCEMENT	<u>\$ 416,222</u>	<u>\$ 398,019</u>
Operate a Quality Investigation/Enforcement Program.		
Grand Total, BOARD OF EXAMINERS OF PSYCHOLOGISTS	<u>\$ 996,645</u>	<u>\$ 951,500</u>
Object-of-Expense Informational Listing:		
Salaries and Wages	\$ 768,069	\$ 722,924
Other Personnel Costs	18,400	18,640
Professional Fees and Services	500	300
Consumable Supplies	3,357	3,317
Utilities	1,322	1,322
Travel	28,000	28,000
Rent - Machine and Other	4,300	4,300
Other Operating Expense	<u>172,697</u>	<u>172,697</u>
Total, Object-of-Expense Informational Listing	<u>\$ 996,645</u>	<u>\$ 951,500</u>
Estimated Allocations for Employee Benefits and Debt Service Appropriations Made Elsewhere in this Act:		
<u>Employee Benefits</u>		
Retirement	\$ 61,021	\$ 61,326
Group Insurance	177,230	180,460
Social Security	51,392	51,649
Benefits Replacement	<u>2,252</u>	<u>1,914</u>
Total, Estimated Allocations for Employee Benefits and Debt Service Appropriations Made Elsewhere in this Act	<u>\$ 291,895</u>	<u>\$ 295,349</u>

1. Performance Measure Targets. The following is a listing of the key performance target levels for the Board of Examiners of Psychologists. It is the intent of the Legislature that appropriations made by this Act be utilized in the most efficient and effective manner possible to achieve the intended mission of the Board of Examiners of Psychologists. In order to achieve the objectives and service standards established by this Act, the Board of Examiners of Psychologists shall make every effort to attain the following designated key performance target levels associated with each item of appropriation.

	<u>2020</u>	<u>2021</u>
A. Goal: LICENSURE		
Outcome (Results/Impact):		
Percent of Licensees with No Recent Violations	99%	99%
Percent of Licensees Who Renew Online	92%	92%
A.1.1. Strategy: LICENSING		
Output (Volume):		
Number of New Certificates/Licenses Issued to Individuals	600	600
Number of Certificates/Licenses Renewed (Individuals)	8,800	8,800
B. Goal: ENFORCEMENT LAWS & RULES		
Outcome (Results/Impact):		
Percent of Documented Complaints Resolved within Six Months	40%	40%
B.1.1. Strategy: ENFORCEMENT		
Output (Volume):		
Complaints Resolved	130	130
Efficiencies:		
Average Time for Complaint Resolution (Days)	275	275
Explanatory:		
Number of Jurisdictional Complaints Received	120	120

2. Sunset Contingency. Funds appropriated above for fiscal year 2021 for the Board of Examiners of Psychologists are made contingent on the continuation of the Board of Examiners of Psychologists by the Eighty-sixth Legislature, Regular Session, 2019. In the event that the agency

BOARD OF EXAMINERS OF PSYCHOLOGISTS
(Continued)

is not continued, the funds appropriated for fiscal year 2020, or as much thereof as may be necessary are to be used to provide for the phase out of the agency operations.

- 3. Lump Sum Annual Leave Payout.** Included in amounts appropriated above, is \$45,145 in General Revenue that may only be used during the 2020-21 fiscal biennium to pay for retirement payouts due at the time of agency employees' retirement. The unexpended funds of no more than \$45,145 in General Revenue remaining on August 31, 2020, may be expended during the fiscal year beginning September 1, 2020, only to pay for retirement payouts due at the time of agency employees' retirement. Any part of the appropriation made for retirement payouts due at the time of agency employees' retirement that are not necessary for that purpose shall be lapsed by the agency at the end of the biennium.

RACING COMMISSION

	For the Years Ending	
	August 31, 2020	August 31, 2021
Method of Financing:		
GR Dedicated - Texas Racing Commission Account No. 597	\$ 6,667,217	\$ 6,662,981
Total, Method of Financing	<u>\$ 6,667,217</u>	<u>\$ 6,662,981</u>
Other Direct and Indirect Costs Appropriated Elsewhere in this Act	\$ 1,101,426	\$ 1,103,168
This bill pattern represents an estimated 100% of this agency's estimated total available funds for the biennium.		
Number of Full-Time-Equivalents (FTE):	39.3	39.3
Number of FTEs in Riders:	5.2	5.2
Schedule of Exempt Positions:		
Executive Director, Group 3	\$137,367	\$137,367
Items of Appropriation:		
A. Goal: ENFORCE RACING REGULATION		
Enforce Racing Regulations in Texas.		
A.1.1. Strategy: LICENSE/REGULATE RACETRACKS	\$ 373,628	\$ 373,888
Provide Regulatory and Enforcement Services to Racetrack Owners.		
A.2.1. Strategy: TEXAS BRED INCENTIVE PROGRAM	3,130,000	3,130,000
Allocate Texas Bred Funds. Estimated and Nontransferable.		
A.3.1. Strategy: SUPERVISE & CONDUCT LIVE RACES	465,909	466,549
Supervise the Conduct of Racing through Enforcement and Monitoring.		
A.3.2. Strategy: MONITOR LICENSEE ACTIVITIES	303,586	303,586
Monitor Occupational Licensee Activities.		
A.4.1. Strategy: INSPECT & PROVIDE EMERGENCY CARE	282,235	282,575
Inspect and Provide Emergency Care.		
A.4.2. Strategy: ADMINISTER DRUG TESTS	<u>206,721</u>	<u>205,906</u>
Total, Goal A: ENFORCE RACING REGULATION	\$ 4,762,079	\$ 4,762,504
B. Goal: REGULATE PARTICIPATION		
Regulate the Participation in Racing.		
B.1.1. Strategy: OCCUPATIONAL LICENSING PROGRAM	\$ 344,130	\$ 344,329
Administer the Occupational Licensing Program through Enforcement.		
B.1.2. Strategy: TEXAS.GOV	<u>17,500</u>	<u>17,500</u>
Texas.gov. Estimated and Nontransferable.		
Total, Goal B: REGULATE PARTICIPATION	\$ 361,630	\$ 361,829

RACING COMMISSION
(Continued)

C. Goal: REGULATE PARI-MUTUEL WAGERING

Regulate Pari-mutuel Wagering in Texas.

C.1.1. Strategy: MONITOR WAGERING AND COMPLIANCE	\$ 260,794	\$ 261,473
Regulate Pari-mutuel Wagering & Conduct Wagering Compliance Inspection.		

D. Goal: INDIRECT ADMINISTRATION

D.1.1. Strategy: CENTRAL ADMIN & OTHER SUPPORT

SVCS	\$ 735,926	\$ 736,266
Central Administration and Other Support Services.		

D.1.2. Strategy: INFORMATION RESOURCES	546,788	540,909
---	---------	---------

Total, Goal D: INDIRECT ADMINISTRATION	\$ 1,282,714	\$ 1,277,175
---	--------------	--------------

Grand Total, RACING COMMISSION	\$ 6,667,217	\$ 6,662,981
---------------------------------------	--------------	--------------

Supplemental Appropriations Made in Riders:	\$ 658,842	\$ 658,842
--	------------	------------

Object-of-Expense Informational Listing:

Salaries and Wages	\$ 2,707,113	\$ 2,707,112
Other Personnel Costs	108,241	110,162
Professional Fees and Services	260,937	260,925
Consumable Supplies	13,000	13,000
Utilities	51,000	51,000
Travel	197,163	196,008
Rent - Building	105,970	105,970
Rent - Machine and Other	3,200	3,200
Other Operating Expense	412,608	407,619
Grants	3,466,827	3,466,827

Total, Object-of-Expense Informational Listing	\$ 7,326,059	\$ 7,321,823
---	--------------	--------------

Estimated Allocations for Employee Benefits and Debt Service Appropriations Made Elsewhere in this Act:

Employee Benefits

Retirement	\$ 176,174	\$ 177,054
Group Insurance	700,515	720,134
Social Security	180,727	181,630
Benefits Replacement	2,252	1,914

Total, Estimated Allocations for Employee Benefits and Debt Service Appropriations Made Elsewhere in this Act

\$ 1,059,668	\$ 1,080,732
--------------	--------------

1. Performance Measure Targets. The following is a listing of the key performance target levels for the Racing Commission. It is the intent of the Legislature that appropriations made by this Act be utilized in the most efficient and effective manner possible to achieve the intended mission of the Racing Commission. In order to achieve the objectives and service standards established by this Act, the Racing Commission shall make every effort to attain the following designated key performance target levels associated with each item of appropriation.

	2020	2021
A. Goal: ENFORCE RACING REGULATION		
Outcome (Results/Impact):		
Percentage of Investigations (Individuals) Resulting in Disciplinary Action	95%	95%
Percentage of Licensees with No Recent Violations	97%	97%
Percent of Race Horses that Sustain a Catastrophic Injury	0.14%	0.14%
Percent of Greyhounds that Sustain a Catastrophic Injury	0.73%	0.73%
A.1.1. Strategy: LICENSE/REGULATE RACETRACKS		
Output (Volume):		
Number of Racetrack Inspections	12	12
Explanatory:		
Number of Horse Tracks Regulated	7	7
Number of Greyhound Tracks Regulated	3	3
A.2.1. Strategy: TEXAS BRED INCENTIVE PROGRAM		
Output (Volume):		
Number of Texas Bred Awards for Horses	5,800	5,800
Number of Texas Bred Awards for Greyhounds	1,100	1,100

RACING COMMISSION
(Continued)

A.3.1. Strategy: SUPERVISE & CONDUCT LIVE RACES		
Output (Volume):		
Number of Occupational Licenses Suspended or Revoked	154	154
A.3.2. Strategy: MONITOR LICENSEE ACTIVITIES		
Output (Volume):		
Number of Investigations Completed	240	240
A.4.1. Strategy: INSPECT & PROVIDE EMERGENCY CARE		
Output (Volume):		
Number of Horses Inspected Pre-race	10,512	10,512
Number of Greyhounds Inspected Pre-race	2,757	2,757
B. Goal: REGULATE PARTICIPATION		
B.1.1. Strategy: OCCUPATIONAL LICENSING PROGRAM		
Output (Volume):		
Number of New Occupational Licenses Issued	1,800	1,800
Number of Occupational Licenses Renewed	4,000	4,000
C. Goal: REGULATE PARI-MUTUEL WAGERING		
Outcome (Results/Impact):		
Percentage of Compliance Audits Passed	98%	98%
C.1.1. Strategy: MONITOR WAGERING AND COMPLIANCE		
Explanatory:		
Total Pari-Mutuel Handle (in Millions)	282	278
Total Take to the State Treasury from Pari-Mutuel Wagering on Live and Simulcast Races	2,700,000	2,600,000

2. **Texas Bred Incentive Program Receipts.** The amounts appropriated above in Strategy A.2.1, Texas Bred Incentive Program, are estimated amounts set aside by the Texas Racing Act pursuant to Vernon's Texas Civil Statutes (VTCS), Article 179e §§ 6.08, 6.09, and 6.091 for the Texas Bred Incentive Program. Any additional revenue set aside by the Texas Racing Act pursuant to VTCS, Article 179e §§ 6.08, 6.09, and 6.091 for the Texas Bred Incentive Program (estimated to be \$0) is appropriated to the Racing Commission in Strategy A.2.1, Texas Bred Incentive Program, in each fiscal year of the 2020-21 biennium.

None of the funds appropriated above for Texas Bred Incentive Program Awards may be expended for payments to a member serving on the commission. The Racing Commission shall take all necessary steps to ensure compliance with this provision.

3. Criminal History Checks and Background Checks.

- a. Out of the funds appropriated above in Strategy B.1.1, Occupational Licensing Program, \$124,217 in fiscal year 2020 and \$124,217 in fiscal year 2021 are appropriated to the Racing Commission for the purpose of reimbursing the Department of Public Safety (DPS), Federal Bureau of Investigation (FBI), and/or any other entity authorized to conduct criminal history background checks for costs incurred in conducting criminal history checks or background checks on individuals seeking to transfer ownership interest in an existing racetrack license on Racing Commission license applicants and renewals. Any additional revenue received from occupational license fees to cover the costs of criminal history checks or background checks (estimated to be \$0) is hereby appropriated to the Racing Commission for the purpose of reimbursing the DPS, FBI, and/or any other entity authorized to conduct criminal history background checks.
- b. Before May 31, 2020, the Racing Commission shall submit a report to the Legislative Budget Board, in a format prescribed by the Legislative Budget Board, that details the amount collected and expended on criminal history checks and background checks to date and the amount the agency is projecting to collect and expend on criminal history checks and background checks for the remainder of the 2020-21 biennium.
- c. Any appropriation authority identified in subsection (a) of this rider not used for criminal history checks or background checks shall be lapsed by the Racing Commission.

4. Contingent Appropriation: New Horse Racetrack or Reopening Horse Racetrack and Accredited Texas Bred Program.

- a. In addition to the amounts appropriated above, the Texas Racing Commission is appropriated \$315,950 out of funds collected by the agency and deposited to GR Dedicated-Texas Racing

RACING COMMISSION
(Continued)

Commission Account No. 597 during each fiscal year of the 2020-21 biennium, in the following amounts for each new horse racetrack that begins operation for the first time during the biennium or for each reopening horse racetrack that initiates operations again during the biennium (estimated to be one new horse racetrack or reopening horse racetrack) contingent upon the Texas Racing Commission assessing fees sufficient to generate, in addition to revenue requirements elsewhere in this Act, during the 2020-21 biennium, \$423,970 for fiscal year 2020 and \$424,570 for fiscal year 2021 for each new horse racetrack or each reopening horse racetrack in excess of \$7,496,765 in fiscal year 2020 and \$7,496,765 in fiscal year 2021 (Object Codes 3188, 3189, 3190, 3193, and 3197) contained in the Comptroller of Public Accounts' Biennial Revenue Estimate for fiscal years 2020 and 2021:

- (1) \$97,000 in Strategy A.3.1, Supervise and Conduct Live Races;
- (2) \$54,000 in Strategy A.3.2, Monitor Licensee Activities;
- (3) \$65,200 in Strategy A.4.1, Inspect and Provide Emergency Care;
- (4) \$19,750 in Strategy A.4.2, Administer Drug Tests;
- (5) \$35,000 in Strategy B.1.1, Occupational Licensing Program;
- (6) \$45,000 in Strategy C.1.1, Monitor Wagering and Compliance.

Also, the "Number of Full-Time-Equivalents (FTE)" figure indicated above shall be increased by 5.0 FTEs in each fiscal year for each new horse racetrack that begins operations for the first time during the biennium or for each reopening horse racetrack that initiates operations again during the biennium contingent upon the Texas Racing Commission generating the amount of revenue indicated above for each new horse racetrack. The Texas Racing Commission upon completion of necessary actions to assess or increase such additional revenue shall furnish copies of the Texas Racing Commission's minutes and other information supporting the estimated revenues to be generated for the 2020-21 biennium under the revised fee structure to the Comptroller of Public Accounts. If the Comptroller finds the information sufficient to support the projection of increased revenues, a finding of fact to that effect shall be issued and the contingent appropriation shall be made available for the intended purpose. For informational purposes, the amount of increased revenue identified above reflects amounts sufficient to cover direct appropriations of \$631,900 and other direct and indirect costs (estimated to be \$216,640 for the 2020-21 biennium).

- b. In addition to amounts appropriated above in GR Dedicated - Texas Racing Commission Account No. 597, the Texas Racing Commission shall be appropriated in Strategy A.2.1, Texas Bred Incentive Program, revenue set aside by the Texas Racing Act pursuant to VTCS, Article 179e §§ 6.08 and 6.091 for the Texas Bred Incentive Program that is collected by the agency from each new horse racetrack that begins operations for the first time in the 2020-21 biennium or for each reopening horse racetrack that initiates operations again during the 2020-21 biennium in an amount not to exceed \$334,477 from GR Dedicated - Texas Racing Commission Account No. 597 each year for each new horse racetrack. Any appropriations from revenue collected by the agency from new horse racetracks for the Texas Bred Incentive Program during the 2020-21 biennium may be used only for that purpose and are not transferable to any other strategy.
 - c. For the purposes of this contingency rider, a "reopening horse racetrack" is a horse racetrack that has not operated live or simulcast race operations for 365 or more consecutive days prior to the reopening date for which live or simulcast operations are to be initiated again. Additionally, the reopening horse racetrack can not have ceased operations during the same biennium in which it initiates operations again.
- 5. Contingent Appropriation: New Racetrack Application.** All fees collected to cover the cost of the racetrack application process to GR Dedicated - Texas Racing Commission Account No. 597 (Object Code 3191) (estimated to be \$0 each fiscal year), are appropriated to Strategy A.1.1, License and Regulate Racetracks. Any appropriations from revenue collected by the agency from new racetrack applications shall be used only for the racetrack application review process for those racetracks that have a scheduled hearing before the State Office of Administrative Hearings or the Texas Racing Commission during the 2020-21 biennium and are not transferable to any other strategy.

RACING COMMISSION
(Continued)

6. Contingent Appropriation: Additional Live Race Days Added beyond the Base of 146 Days Each Fiscal Year to the Horse Race Date Calendar and Accredited Texas Bred Program.

- a. In addition to the amounts appropriated above, the Texas Racing Commission is appropriated \$3,501 for each additional live horse race day added beyond the base of 146 days to the horse race date calendar in each fiscal year out of funds collected by the agency and deposited to GR Dedicated-Texas Racing Commission Account No. 597 during each fiscal year of the 2020-21 biennium (estimated to be one additional race day). This appropriation is contingent upon the Texas Racing Commission assessing fees sufficient to generate, in addition to revenue requirements elsewhere in this Act, during the 2020-21 biennium, \$5,346 for fiscal year 2020 and \$5,358 for fiscal year 2021 for each additional live race day added beyond the base of 146 days to the horse race date calendar in each fiscal year during the 2020-21 biennium in excess of \$7,496,765 in fiscal year 2020 and \$7,496,765 in fiscal year 2021 (Object Codes 3188, 3189, 3190, 3193, and 3197) contained in the Comptroller of Public Accounts' Biennial Revenue Estimate for fiscal years 2020 and 2021:

- (1) \$1,255 in Strategy A.3.1, Supervise and Conduct Live Races;
- (2) \$413 in Strategy A.3.2, Monitor Licensee Activities;
- (3) \$1,175 in Strategy A.4.1, Inspect and Provide Emergency Care;
- (4) \$357 in Strategy A.4.2, Administer Drug Tests;
- (5) \$301 in Strategy B.1.1, Occupational Licensing Program.

Also, the "Number of Full-Time-Equivalents (FTE)" figure indicated above is increased by 0.1 FTEs for each live horse race day granted that exceeds the base of 146 days on the horse race date calendar in each fiscal year contingent upon the Texas Racing Commission generating the amount of revenue indicated above. The Texas Racing Commission upon completion of necessary actions to assess or increase such additional revenue shall furnish copies of the Texas Racing Commission's minutes and other information supporting the estimated revenues to be generated for the 2020-21 biennium under the revised fee structure to the Comptroller of Public Accounts. If the Comptroller finds the information sufficient to support the projection of increased revenues, a finding of fact to that effect shall be issued and the contingent appropriation shall be made available for the intended purpose. For informational purposes, the amount of increased revenue identified above reflects amounts sufficient to cover direct appropriations of \$7,002 and other direct and indirect costs (estimated to be \$3,702 for the 2020-21 biennium).

- b. In addition to amounts appropriated above in GR Dedicated - Texas Racing Commission Account No. 597, the Texas Racing Commission is appropriated in Strategy A.2.1, Texas Bred Incentive Program, revenue set aside by the Texas Racing Act pursuant to VTCS, Article 179e §§ 6.08 and 6.091 for the Texas Bred Incentive Program that is collected by the agency, in an amount not to exceed \$2,275 from GR Dedicated - Texas Racing Commission Account No. 597 for each additional live horse race day added beyond the base of 146 days during each fiscal year to the horse race date calendar in the 2020-21 biennium. Any appropriations from revenue collected by the agency for the Texas Bred Incentive Program during the 2020-21 biennium may be used only for that purpose and are not transferable to any other strategy.

7. Contingent Appropriation: Additional Live Race Days Added beyond the Base of 36 Days Each Fiscal Year to the Greyhound Race Date Calendar and Accredited Texas Bred Program.

- a. In addition to the amounts appropriated above, the Texas Racing Commission is appropriated \$2,564 for each additional live greyhound race day added beyond the base of 36 days to the greyhound race date calendar in each fiscal year out of funds collected by the agency and deposited to GR Dedicated-Texas Racing Commission Account No. 597 during each fiscal year of the 2020-21 biennium (estimated to be one additional race day). This appropriation is contingent upon the Texas Racing Commission assessing fees sufficient to generate, in addition to revenue requirements elsewhere in this Act, during the 2020-21 biennium, \$2,837 for fiscal year 2020 and \$2,837 for fiscal year 2021 for each additional live race day added beyond the base of 36 days to the greyhound race date calendar in each fiscal year during the 2020-21 biennium in excess of \$7,496,765 in fiscal year 2020 and \$7,496,765 in fiscal year 2021 (Object Codes 3188, 3189, 3190, 3193, and 3197) contained in the Comptroller of Public Accounts' Biennial Revenue Estimate for fiscal years 2020 and 2021:

RACING COMMISSION
(Continued)

- (1) \$1,255 in Strategy A.3.1, Supervise and Conduct Live Races;
- (2) \$413 in Strategy A.3.2, Monitor Licensee Activities;
- (3) \$595 in Strategy A.4.1, Inspect and Provide Emergency Care;
- (4) \$301 in Strategy B.1.1, Occupational Licensing Program.

Also, the "Number of Full-Time-Equivalents (FTE)" figure indicated above is increased by 0.1 FTEs for each live greyhound race day granted that exceeds the base of 36 days on the greyhound race date calendar in each fiscal year contingent upon the Texas Racing Commission generating the amount of revenue indicated above. The Texas Racing Commission upon completion of necessary actions to assess or increase such additional revenue shall furnish copies of the Texas Racing Commission's minutes and other information supporting the estimated revenues to be generated for the 2020-21 biennium under the revised fee structure to the Comptroller of Public Accounts. If the Comptroller finds the information sufficient to support the projection of increased revenues, a finding of fact to that effect shall be issued and the contingent appropriation shall be made available for the intended purpose. For informational purposes, the amount of increased revenue identified above reflects amounts sufficient to cover direct appropriations of \$5,128 and other direct and indirect costs (estimated to be \$546 for the 2020-21 biennium).

- b. In addition to amounts appropriated above in GR Dedicated - Texas Racing Commission Account No. 597, the Texas Racing Commission is appropriated in Strategy A.2.1, Texas Bred Incentive Program, revenue set aside by the Texas Racing Act pursuant to VTCS, Article 179e §§ 6.09 and 6.091 for the Texas Bred Incentive Program that is collected by the agency, in an amount not to exceed \$75 from GR Dedicated - Texas Racing Commission Account No. 597 for each additional day added beyond the base of 36 days during each fiscal year to the greyhound race date calendar in the 2020-21 biennium. Any appropriations from revenue collected by the agency for the Texas Bred Incentive Program during the 2020-21 biennium may be used only for that purpose and are not transferable to any other strategy.

- 8. Lump Sum Annual Leave Payout.** Included in amounts appropriated above is \$24,000 in GR Dedicated - Texas Racing Commission Account No. 597 that may only be used during the 2020-21 fiscal biennium to pay for retirement payouts due at the time of agency employees' retirement. The unexpended funds of no more than \$12,000 in GR Dedicated - Texas Racing Commission Account No. 597 remaining on August 31, 2020, may be expended during the fiscal year beginning September 1, 2020, only to pay for retirement payouts due at the time of agency employees' retirement. Any part of the appropriation made for retirement payouts due at the time of agency employees' retirement that are not necessary for that purpose shall be lapsed by the agency at the end of the biennium.

SECURITIES BOARD

	For the Years Ending	
	August 31, 2020	August 31, 2021
Method of Financing:		
General Revenue Fund	\$ 7,742,826	\$ 7,797,290
Total, Method of Financing	\$ 7,742,826	\$ 7,797,290
Other Direct and Indirect Costs Appropriated Elsewhere in this Act	\$ 2,572,832	\$ 2,587,093
This bill pattern represents an estimated 100% of this agency's estimated total available funds for the biennium.		
Number of Full-Time-Equivalents (FTE):	97.0	97.0
Schedule of Exempt Positions:		
Securities Commissioner, Group 5	\$162,491	\$162,491

SECURITIES BOARD
(Continued)

Items of Appropriation:

A. Goal: PROTECT INVESTORS

Protect Investors and Assure Access to Capital for Business.

A.1.1. Strategy: LAW ENFORCEMENT	\$ 3,017,433	\$ 3,027,180
Investigate Violations, Coordinate Appropriate Action by Authorities.		
A.2.1. Strategy: SECURITIES REGISTRATION	413,984	419,324
Review Security Documentation for Conformity.		
A.3.1. Strategy: DEALER REGISTRATION	466,696	477,855
Perform Extensive Review of Applications and Submissions.		
A.4.1. Strategy: INSPECT RECORDS	2,022,910	2,036,044
Inspect Dealer & Investment Adviser Records for Regulatory Compliance.		

Total, Goal A: PROTECT INVESTORS	\$ 5,921,023	\$ 5,960,403
---	--------------	--------------

B. Goal: INDIRECT ADMINISTRATION

B.1.1. Strategy: CENTRAL ADMINISTRATION	\$ 1,533,358	\$ 1,548,278
B.1.2. Strategy: INFORMATION TECHNOLOGY	288,445	288,609

Total, Goal B: INDIRECT ADMINISTRATION	\$ 1,821,803	\$ 1,836,887
---	--------------	--------------

Grand Total, SECURITIES BOARD	\$ 7,742,826	\$ 7,797,290
--------------------------------------	--------------	--------------

Object-of-Expense Informational Listing:

Salaries and Wages	\$ 6,190,192	\$ 6,243,849
Other Personnel Costs	545,176	545,444
Professional Fees and Services	236,348	236,348
Consumable Supplies	36,800	36,800
Utilities	68,110	68,110
Travel	142,354	142,354
Rent - Building	154,982	154,982
Rent - Machine and Other	25,090	25,090
Other Operating Expense	343,774	344,313

Total, Object-of-Expense Informational Listing	\$ 7,742,826	\$ 7,797,290
---	--------------	--------------

Estimated Allocations for Employee Benefits and Debt Service Appropriations Made Elsewhere in this Act:

Employee Benefits

Retirement	\$ 521,511	\$ 524,119
Group Insurance	1,098,743	1,119,116
Social Security	418,572	420,664
Benefits Replacement	5,983	5,085

Total, Estimated Allocations for Employee Benefits and Debt Service Appropriations Made Elsewhere in this Act	\$ 2,044,809	\$ 2,068,984
--	--------------	--------------

1. Performance Measure Targets. The following is a listing of the key performance target levels for the Securities Board. It is the intent of the Legislature that appropriations made by this Act be utilized in the most efficient and effective manner possible to achieve the intended mission of the Securities Board. In order to achieve the objectives and service standards established by this Act, the Securities Board shall make every effort to attain the following designated key performance target levels associated with each item of appropriation.

	2020	2021
A. Goal: PROTECT INVESTORS		
Outcome (Results/Impact):		
Percentage of Texas Dealers and Investment Advisers Inspected	18%	18%
Percentage of Inspected Dealers and Investment Advisers Found to Require Corrective Action	80%	80%
A.1.1. Strategy: LAW ENFORCEMENT		
Output (Volume):		
Number of Investigations Opened	376	376
A.2.1. Strategy: SECURITIES REGISTRATION		
Output (Volume):		
Number of Securities Filings and Submissions Processed	52,200	52,200
Explanatory:		
Revenues Deposited to the State Treasury from Securities Applications	114,649,700	114,649,700

SECURITIES BOARD
(Continued)

A.3.1. Strategy: DEALER REGISTRATION

Output (Volume):

Number of Dealers, Agents, Investment Advisors, and Investment Advisor Representatives Applications and Submissions Processed	342,000	342,000
---	---------	---------

Explanatory:

Number of Dealers, Agents, Investment Advisors, and Investment Advisor Representatives Licensed or Authorized	320,000	320,000
---	---------	---------

A.4.1. Strategy: INSPECT RECORDS

Output (Volume):

Number of Inspections Conducted	312	312
---------------------------------	-----	-----

2. Lump Sum Annual Leave Payout. Included in amounts appropriated above, is \$250,428 in General Revenue that may only be used during the 2020-21 fiscal biennium to pay for retirement payouts due at the time of agency employees' retirement. The unexpended funds of no more than \$125,214 in General Revenue remaining on August 31, 2020, may be expended during the fiscal year beginning September 1, 2020, only to pay for retirement payouts due at the time of agency employees' retirement. Any part of the appropriation made for retirement payouts due at the time of agency employees' retirement that are not necessary for that purpose shall be lapsed by the agency at the end of the biennium.

3. Sunset Contingency. Funds appropriated above for fiscal year 2021 for the Texas State Securities Board are made contingent on the continuation of the Texas State Securities Board by the Eighty-sixth Legislature, Regular Session, 2019. In the event that the agency is not continued, the funds appropriated for fiscal year 2020, or as much thereof as may be necessary are to be used to provide for the phase out of agency operations.

PUBLIC UTILITY COMMISSION OF TEXAS

	For the Years Ending	
	August 31, 2020	August 31, 2021
Method of Financing:		
General Revenue Fund	\$ 13,812,153	\$ 13,830,264
GR Dedicated - Water Resource Management Account No. 153	\$ 3,115,398	\$ 3,115,398
Appropriated Receipts	<u>\$ 475,000</u>	<u>\$ 475,000</u>
Total, Method of Financing	<u>\$ 17,402,551</u>	<u>\$ 17,420,662</u>

This bill pattern represents an estimated 100% of this agency's estimated total available funds for the biennium.

Number of Full-Time-Equivalents (FTE):	209.0	209.0
---	-------	-------

Schedule of Exempt Positions:

Executive Director, Group 6	\$200,000	\$200,000
Commission Chairman, Group 6	189,500	189,500
Commissioner, Group 6	(2) 189,500	(2) 189,500

Items of Appropriation:

A. Goal: COMPETITION/CHOICE/RATES/SERVICE

Ensure Competition, Choice, Just Rates, and Reliable Quality Service.

A.1.1. Strategy: MARKET COMPETITION Foster and Monitor Market Competition.	\$ 4,487,584	\$ 4,496,244
--	--------------	--------------

A.2.1. Strategy: UTILITY REGULATION Conduct Rate Cases for Regulated Telephone, Electric & Water Utilities.	7,319,783	7,316,393
---	-----------	-----------

A.3.1. Strategy: INVESTIGATION AND ENFORCEMENT Conduct Investigations and Initiate Enforcement Actions.	<u>2,576,644</u>	<u>2,580,825</u>
---	------------------	------------------

Total, Goal A: COMPETITION/CHOICE/RATES/SERVICE	\$ 14,384,011	\$ 14,393,462
--	---------------	---------------

PUBLIC UTILITY COMMISSION OF TEXAS
(Continued)

B. Goal: EDUCATION AND CUSTOMER ASSISTANCE

Educate Customers and Assist Customers.

B.1.1. Strategy: INFORMATION AND EDUCATION EFFORTS	\$ 1,072,801	\$ 1,074,593
Provide Information and Educational Outreach to Customers.		
B.2.1. Strategy: ASSIST CUSTOMERS	954,948	956,441
Assist Customers in Resolving Disputes.		

Total, Goal B: EDUCATION AND CUSTOMER ASSISTANCE	\$ 2,027,749	\$ 2,031,034
---	--------------	--------------

C. Goal: INDIRECT ADMINISTRATION

C.1.1. Strategy: CENTRAL ADMINISTRATION	\$ 667,450	\$ 671,033
C.1.2. Strategy: INFORMATION RESOURCES	270,942	272,435
C.1.3. Strategy: OTHER SUPPORT SERVICES	52,399	52,698

Total, Goal C: INDIRECT ADMINISTRATION	\$ 990,791	\$ 996,166
---	------------	------------

Grand Total, PUBLIC UTILITY COMMISSION OF TEXAS	\$ 17,402,551	\$ 17,420,662
--	---------------	---------------

Object-of-Expense Informational Listing:

Salaries and Wages	\$ 15,019,044	\$ 15,019,044
Other Personnel Costs	460,230	460,230
Professional Fees and Services	877,539	895,650
Consumable Supplies	68,100	68,100
Utilities	13,000	13,000
Travel	78,161	78,161
Rent - Building	10,000	10,000
Rent - Machine and Other	282,000	282,000
Other Operating Expense	594,477	594,477

Total, Object-of-Expense Informational Listing	\$ 17,402,551	\$ 17,420,662
---	---------------	---------------

Estimated Allocations for Employee Benefits and Debt Service Appropriations Made Elsewhere in this Act:

Employee Benefits

Retirement	\$ 1,223,979	\$ 1,230,098
Group Insurance	2,557,898	2,606,674
Social Security	998,975	1,003,970
Benefits Replacement	15,680	13,328

Total, Estimated Allocations for Employee Benefits and Debt Service Appropriations Made Elsewhere in this Act	\$ 4,796,532	\$ 4,854,070
--	--------------	--------------

1. Performance Measure Targets. The following is a listing of the key performance target levels for the Public Utility Commission of Texas. It is the intent of the Legislature that appropriations made by this Act be utilized in the most efficient and effective manner possible to achieve the intended mission of the Public Utility Commission of Texas. In order to achieve the objectives and service standards established by this Act, the Public Utility Commission of Texas shall make every effort to attain the following designated key performance target levels associated with each item of appropriation.

	<u>2020</u>	<u>2021</u>
A. Goal: COMPETITION/CHOICE/RATES/SERVICE Outcome (Results/Impact):		
Percent of Texas Cities Served by Three or More Certificated Telecommunication Providers	75%	75%
Average Price of Electricity Per kWh in Texas for Residential Customers from Competitive Suppliers as a Percentage of the National Residential Average	85%	85%
Average Annual Residential Electric Bill from Competitive Suppliers as a Percentage of the National Average	115%	115%
Average Price of Electricity per kWh for Residential Customers from Competitive Suppliers in Texas Offered on the Power-to-Choose Website as a Percentage of the National Average Cost of Electricity for the Same Class of Service	70%	70%
Average Annual Residential Telephone Bill in Texas as a Percentage of the National Average	110%	110%

PUBLIC UTILITY COMMISSION OF TEXAS
(Continued)

A.1.1. Strategy: MARKET COMPETITION

Output (Volume):

Number of Cases Completed Related to Competition Among Providers	350	350
--	-----	-----

Efficiencies:

Average Number of Days to Process an Application for a Certificate of Authority and Service Provider Certificate of Authority	50	50
---	----	----

A.2.1. Strategy: UTILITY REGULATION

Output (Volume):

Number of Rate Cases Completed for Regulated Electric Utilities	65	65
---	----	----

Number of Rate Cases Completed for Regulated Telecommunications Providers	10	10
---	----	----

Number of Water Utility Rate Reviews Performed	140	140
--	-----	-----

Number of Water Certificate of Convenience Applications Processed	235	235
---	-----	-----

Efficiencies:

Average Number of Days to Process a Major Rate Case for a Transmission and Distribution Utility	200	200
---	-----	-----

A.3.1. Strategy: INVESTIGATION AND ENFORCEMENT

Output (Volume):

Number of Enforcement Investigations Conducted	406	406
--	-----	-----

B. Goal: EDUCATION AND CUSTOMER ASSISTANCE

Outcome (Results/Impact):

Percentage of Customer Complaints Resolved through Informal Complaint Resolution Process	99%	99%
--	-----	-----

B.1.1. Strategy: INFORMATION AND EDUCATION EFFORTS

Output (Volume):

Number of Information Requests to Which Responses Were Provided	70,000	70,000
---	--------	--------

Efficiencies:

Percent of Customer Information Product Distributed Electronically	95%	95%
--	-----	-----

Explanatory:

Number of Power - to - Choose Website Hits	1,000,000	1,000,000
--	-----------	-----------

B.2.1. Strategy: ASSIST CUSTOMERS

Output (Volume):

Number of Customer Complaints Concluded	7,500	7,500
---	-------	-------

Efficiencies:

Average Number of Days to Conclude Customer Complaints	15	15
--	----	----

2. Capital Budget. None of the funds appropriated above may be expended for capital budget items except as listed below. The amounts shown below shall be expended only for the purposes shown and are not available for expenditure for other purposes. Amounts appropriated above and identified in this provision as appropriations either for "Lease Payments to the Master Lease Purchase Program" or for items with a "(MLPP)" notation shall be expended only for the purpose of making lease-purchase payments to the Texas Public Finance Authority pursuant to the provisions of Government Code §1232.103.

	2020	2021
a. Acquisition of Information Resource Technologies		
(1) Desktop Computer Lease	\$ 98,000	\$ 98,000
b. Data Center Consolidation		
(1) Data Center Consolidation	\$ 310,027	\$ 328,138
Total, Capital Budget	\$ 408,027	\$ 426,138
Method of Financing (Capital Budget):		
General Revenue Fund	\$ 408,027	\$ 426,138
Total, Method of Financing	\$ 408,027	\$ 426,138

3. Unexpended Balances Within the Biennium. Any unexpended balances as of August 31, 2020 in appropriations made to the Public Utility Commission of Texas are hereby appropriated for the same purposes for the fiscal year beginning September 1, 2020.

OFFICE OF PUBLIC UTILITY COUNSEL

	For the Years Ending	
	August 31, 2020	August 31, 2021
Method of Financing:		
General Revenue Fund	\$ 1,640,709	\$ 1,640,709
GR Dedicated - Water Resource Management Account No. 153	\$ 495,055	\$ 495,056
Total, Method of Financing	<u>\$ 2,135,764</u>	<u>\$ 2,135,765</u>

This bill pattern represents an estimated 100% of this agency's estimated total available funds for the biennium.

Number of Full-Time-Equivalents (FTE): 20.5 20.5

Schedule of Exempt Positions:
Public Counsel, Group 4 \$143,630 \$143,630

Items of Appropriation:

A. Goal: EQUITABLE UTILITY RATES

Equitable Utility Rates for Residential and Small Commercial Consumers.

A.1.1. Strategy: PARTICIPATION IN CASES \$ 1,494,172 \$ 1,494,172
Participate in Major Utility Cases.

B. Goal: CONSUMER PROTECTION

Protect Consumer Interests in Utility Markets.

B.1.1. Strategy: PARTICIPATION IN UTILITY PROJECTS \$ 641,592 \$ 641,593
Participate in Major Utility Projects Affecting Consumers.

Grand Total, OFFICE OF PUBLIC UTILITY COUNSEL \$ 2,135,764 \$ 2,135,765

Object-of-Expense Informational Listing:

Salaries and Wages	\$ 1,648,587	\$ 1,648,587
Other Personnel Costs	67,757	67,757
Professional Fees and Services	252,692	252,693
Consumable Supplies	12,500	12,500
Utilities	4,245	4,245
Travel	9,120	9,120
Rent - Building	1,569	1,569
Rent - Machine and Other	23,926	23,926
Other Operating Expense	<u>115,368</u>	<u>115,368</u>

Total, Object-of-Expense Informational Listing \$ 2,135,764 \$ 2,135,765

Estimated Allocations for Employee Benefits and Debt Service Appropriations Made Elsewhere in this Act:

Employee Benefits

Retirement	\$ 102,033	\$ 102,543
Group Insurance	225,331	228,850
Social Security	95,091	95,566
Benefits Replacement	<u>2,207</u>	<u>1,876</u>

Total, Estimated Allocations for Employee Benefits and Debt Service Appropriations Made Elsewhere in this Act \$ 424,662 \$ 428,835

- 1. Performance Measure Targets.** The following is a listing of the key performance target levels for the Office of Public Utility Counsel. It is the intent of the Legislature that appropriations made by this Act be utilized in the most efficient and effective manner possible to achieve the intended mission of the Office of Public Utility Counsel. In order to achieve the objectives and service standards established by this Act, the Office of Public Utility Counsel shall make every effort to attain the following designated key performance target levels associated with each item of appropriation.

OFFICE OF PUBLIC UTILITY COUNSEL
(Continued)

	2020	2021
A. Goal: EQUITABLE UTILITY RATES		
Outcome (Results/Impact):		
Percentage of OPUC Utility Cases that are Competition Related	40%	40%
A.1.1. Strategy: PARTICIPATION IN CASES		
Output (Volume):		
Number of Utility Cases in which OPUC Participates	30	30
Efficiencies:		
Average Cost Per Utility Case in which OPUC Participates	23,302	23,302
B. Goal: CONSUMER PROTECTION		
B.1.1. Strategy: PARTICIPATION IN UTILITY PROJECTS		
Output (Volume):		
Number of Utility Projects in which OPUC Participates	26	26

BOARD OF VETERINARY MEDICAL EXAMINERS

	For the Years Ending	
	August 31, 2020	August 31, 2021
Method of Financing:		
General Revenue Fund	\$ 1,384,265	\$ 1,384,263
Appropriated Receipts	\$ 5,527	\$ 5,527
Total, Method of Financing	\$ 1,389,792	\$ 1,389,790
Other Direct and Indirect Costs Appropriated Elsewhere in this Act	\$ 438,369	\$ 439,175
This bill pattern represents an estimated 100% of this agency's estimated total available funds for the biennium.		
Number of Full-Time-Equivalents (FTE):	21.0	21.0
Schedule of Exempt Positions:		
Executive Director, Group 2	\$113,413	\$113,413
Items of Appropriation:		
A. Goal: VETERINARY REGULATION		
Implement Standards of Veterinary Practice, Enforce Statutes and Rules.		
A.1.1. Strategy: OPERATE LICENSURE SYSTEM	\$ 330,863	\$ 330,861
Examine and License Veterinarians and Renew Licenses.		
A.1.2. Strategy: TEXAS.GOV	40,000	40,000
Texas.gov. Estimated and Nontransferable.		
A.2.1. Strategy: COMPLAINTS AND ACTION	865,588	865,588
Investigate Complaints, Take Disciplinary Action, Compliance Program.		
A.2.2. Strategy: PEER ASSISTANCE	45,000	45,000
Provide a Peer Assistance Program for Licensed Individuals.		
Total, Goal A: VETERINARY REGULATION	\$ 1,281,451	\$ 1,281,449
B. Goal: INDIRECT ADMINISTRATION		
B.1.1. Strategy: LICENSING INDIRECT ADMINISTRATION	\$ 44,837	\$ 44,837
B.1.2. Strategy: COMPLAINTS & ACTION INDIRECT ADMIN	63,504	63,504
Complaints and Action Indirect Administration.		
Total, Goal B: INDIRECT ADMINISTRATION	\$ 108,341	\$ 108,341
Grand Total, BOARD OF VETERINARY MEDICAL EXAMINERS	\$ 1,389,792	\$ 1,389,790

BOARD OF VETERINARY MEDICAL EXAMINERS
(Continued)

Object-of-Expense Informational Listing:

Salaries and Wages	\$ 1,071,884	\$ 1,071,882
Other Personnel Costs	27,260	27,260
Professional Fees and Services	78,304	78,304
Consumable Supplies	6,000	6,000
Utilities	5,800	5,800
Travel	63,605	63,605
Rent - Building	2,000	2,000
Rent - Machine and Other	6,000	6,000
Other Operating Expense	<u>128,939</u>	<u>128,939</u>
Total, Object-of-Expense Informational Listing	<u>\$ 1,389,792</u>	<u>\$ 1,389,790</u>

Estimated Allocations for Employee Benefits and Debt Service Appropriations Made Elsewhere in this Act:

Employee Benefits

Retirement	\$ 67,797	\$ 68,136
Group Insurance	182,537	185,604
Social Security	<u>63,319</u>	<u>63,636</u>

Total, Estimated Allocations for Employee Benefits and Debt Service Appropriations Made Elsewhere in this Act

\$ 313,653 \$ 317,376

- 1. Performance Measure Targets.** The following is a listing of the key performance target levels for the Board of Veterinary Medical Examiners. It is the intent of the Legislature that appropriations made by this Act be utilized in the most efficient and effective manner possible to achieve the intended mission of the Board of Veterinary Medical Examiners. In order to achieve the objectives and service standards established by this Act, the Board of Veterinary Medical Examiners shall make every effort to attain the following designated key performance target levels associated with each item of appropriation.

	<u>2020</u>	<u>2021</u>
A. Goal: VETERINARY REGULATION		
Outcome (Results/Impact):		
Percentage of Licensees with No Recent Violations	97%	97%
Percent of Licensees Who Renew Online	91%	91%
Percentage of Complaints Resulting in Disciplinary Action	34%	34%
Recidivism Rate for Peer Assistance Programs	6%	6%
A.1.1. Strategy: OPERATE LICENSURE SYSTEM		
Output (Volume):		
Number of New Licenses Issued to Individuals	700	700
Number of Licenses Renewed (Individuals)	10,200	10,200
A.2.1. Strategy: COMPLAINTS AND ACTION		
Output (Volume):		
Number of Complaints Resolved	430	430
Efficiencies:		
Average Time for Complaint Resolution (Days)	180	180
Explanatory:		
Number of Jurisdictional Complaints Received	420	420
A.2.2. Strategy: PEER ASSISTANCE		
Output (Volume):		
Number of Individuals Participating in a Peer Assistance Program	22	22

- 2. Contingency for Behavioral Health Funds.** Notwithstanding appropriation authority granted above, the Comptroller of Public Accounts shall not allow the expenditure of General Revenue-Related behavioral health funds for the Board of Veterinary Medical Examiners in Strategy A.2.2, Peer Assistance, in fiscal year 2020 or fiscal year 2021, as identified in Art. IX, Sec. 10.04, Statewide Behavioral Health Strategic Plan and Coordinated Expenditures, if the Legislative Budget Board provides notification to the Comptroller of Public Accounts that the agency's planned expenditure of those funds in fiscal year 2020 or fiscal year 2021 does not satisfy the requirements of Art. IX, Sec. 10.04, Statewide Behavioral Health Strategic Plan and Coordinated Expenditures.

RETIREMENT AND GROUP INSURANCE

	For the Years Ending	
	August 31, 2020	August 31, 2021
Method of Financing:		
General Revenue Fund	\$ 24,402,429	\$ 24,687,752
General Revenue Dedicated Accounts	\$ 27,403,512	\$ 27,904,711
Federal Funds	<u>\$ 2,692,618</u>	<u>\$ 2,741,351</u>
Total, Method of Financing	<u>\$ 54,498,559</u>	<u>\$ 55,333,814</u>
Items of Appropriation:		
A. Goal: EMPLOYEES RETIREMENT SYSTEM		
A.1.1. Strategy: RETIREMENT CONTRIBUTIONS	\$ 15,379,170	\$ 15,456,066
Retirement Contributions. Estimated.		
A.1.2. Strategy: GROUP INSURANCE	<u>39,119,389</u>	<u>39,877,748</u>
Group Insurance Contributions. Estimated.		
Total, Goal A: EMPLOYEES RETIREMENT SYSTEM	<u>\$ 54,498,559</u>	<u>\$ 55,333,814</u>
Grand Total, RETIREMENT AND GROUP INSURANCE	<u>\$ 54,498,559</u>	<u>\$ 55,333,814</u>

SOCIAL SECURITY AND BENEFIT REPLACEMENT PAY

	For the Years Ending	
	August 31, 2020	August 31, 2021
Method of Financing:		
General Revenue Fund	\$ 6,521,400	\$ 6,539,906
General Revenue Dedicated Accounts	\$ 5,818,740	\$ 5,826,902
Federal Funds	<u>\$ 580,765</u>	<u>\$ 581,569</u>
Total, Method of Financing	<u>\$ 12,920,905</u>	<u>\$ 12,948,377</u>
Items of Appropriation:		
A. Goal: SOCIAL SECURITY/BENEFIT REPLACEMENT		
Comptroller - Social Security.		
A.1.1. Strategy: STATE MATCH -- EMPLOYER	\$ 12,681,341	\$ 12,744,747
State Match -- Employer. Estimated.		
A.1.2. Strategy: BENEFIT REPLACEMENT PAY	<u>239,564</u>	<u>203,630</u>
Benefit Replacement Pay. Estimated.		
Total, Goal A: SOCIAL SECURITY/BENEFIT REPLACEMENT	<u>\$ 12,920,905</u>	<u>\$ 12,948,377</u>
Grand Total, SOCIAL SECURITY AND BENEFIT REPLACEMENT PAY	<u>\$ 12,920,905</u>	<u>\$ 12,948,377</u>

LEASE PAYMENTS

	For the Years Ending	
	August 31, 2020	August 31, 2021
Method of Financing:		
General Revenue Fund	<u>\$ 8,997</u>	<u>\$ 6,238</u>
Total, Method of Financing	<u>\$ 8,997</u>	<u>\$ 6,238</u>

LEASE PAYMENTS
(Continued)

Items of Appropriation:

A. Goal: FINANCE CAPITAL PROJECTS

A.1.1. Strategy: LEASE PAYMENTS
To TFC for Payment to TPFA.

\$ 8,997 \$ 6,238

Grand Total, LEASE PAYMENTS

\$ 8,997 \$ 6,238

SPECIAL PROVISIONS RELATING TO ALL REGULATORY AGENCIES

Sec. 2. Appropriations Limited to Revenue Collections. It is the intent of the Legislature that fees, fines, miscellaneous revenues, and available fund balances as authorized and generated by each of the following agencies cover, at a minimum, the cost of appropriations made above and elsewhere in this Act to those agencies as well as an amount equal to the amount identified in the informational item "Other Direct and Indirect Costs Appropriated Elsewhere in this Act."

- Board of Chiropractic Examiners
- Texas State Board of Dental Examiners
- Funeral Service Commission
- Board of Professional Geoscientists
- Office of Injured Employee Counsel
- Department of Insurance
- Office of Public Insurance Counsel
- Board of Professional Land Surveying
- Department of Licensing and Regulation
- Texas Medical Board
- Texas Board of Nursing
- Optometry Board
- Board of Pharmacy
- Executive Council of Physical Therapy and Occupational Therapy Examiners
- Board of Plumbing Examiners
- Board of Examiners of Psychologists
- Racing Commission
- Securities Board
- Board of Veterinary Medical Examiners

In the event that actual and/or projected revenue collections and fund balances are insufficient to offset the costs identified by this provision, the Legislative Budget Board and Governor may direct that the Comptroller of Public Accounts reduce the appropriation authority provided by this Act to be within the amount of fee revenue expected to be available.

Sec. 3. Funding for Health Professions Council. An agency participating in the Health Professions Council shall transfer funds through interagency contract to the Health Professions Council from appropriations made to the agency elsewhere in this Act in order to carry out the functions required under Chapter 101, Occupations Code, and to maintain other Council services. Agency costs for administrative and support services are based on agreements between the Council and its member agencies. Costs for other services are based on a participating agency's usage. Included in the amounts appropriated above to the Health Professions Council, are funds transferred by the following participating agencies in the amounts noted below for each year of the 2020-21 biennium:

Participating Agency	Fiscal Year 2020					
	Admin & Support	Regulatory Database	IT Shared Services	Laserfiche	Web Admin	Total
Office of Public Insurance Counsel	\$0	\$0	\$5,958	\$0	\$0	\$5,958
Board of Plumbing Examiners	\$0	\$188,352	\$0	\$0	\$0	\$188,352
Board of Professional Land Surveying	\$0	\$13,800	\$0	\$0	\$0	\$13,800
Texas Board of Professional Geoscientists	\$0	\$0	\$6,752	\$0	\$0	\$6,752
Texas Medical Board	\$28,846	\$0	\$0	\$0	\$0	\$28,846

SPECIAL PROVISIONS RELATING TO ALL REGULATORY AGENCIES
(Continued)

Texas State Board of Dental Examiners	\$22,682	\$234,547	\$0	\$0	\$13,326	\$270,555
Board of Nursing	\$25,478	\$0	\$0	\$5,146	\$38,181	\$68,805
Board of Chiropractic Examiners	\$6,287	\$0	\$11,121	\$1,310	\$0	\$18,718
Funeral Service Commission	\$9,680	\$16,305	\$7,943	\$936	\$2,450	\$37,314
Optometry Board	\$6,333	\$11,735	\$4,766	\$561	\$1,471	\$24,866
Board of Pharmacy	\$22,736	\$290,576	\$0	\$5,147	\$24,289	\$342,748
Board of Examiners of Psychologists	\$10,160	\$23,979	\$9,135	\$1,076	\$2,678	\$47,028
Health and Human Services Commission	\$11,599	\$0	\$0	\$0	\$0	\$11,599
Executive Council of Physical Therapy and Occupational Therapy Examiners	\$12,564	\$0	\$10,724	\$1,263	\$4,277	\$28,828
Board of Veterinary Medical Examiners	\$9,377	\$0	\$13,901	\$0	\$4,297	\$27,575
Fiscal Year 2020 Total	\$165,742	\$779,294	\$70,300	\$15,439	\$90,969	\$1,121,744

Participating Agency	Fiscal Year 2021					Total
	Admin & Support	Regulatory Database	IT Shared Services	Laserfiche	Web Admin	
Office of Public Insurance Counsel	\$0	\$0	\$5,958	\$0	\$0	\$5,958
Board of Plumbing Examiners	\$0	\$192,568	\$0	\$0	\$0	\$192,568
Board of Professional Land Surveying	\$0	\$14,127	\$0	\$0	\$0	\$14,127
Texas Board of Professional Geoscientists	\$0	\$0	\$6,752	\$0	\$0	\$6,752
Texas Medical Board	\$28,846	\$0	\$0	\$0	\$0	\$28,846
Texas State Board of Dental Examiners	\$22,682	\$239,806	\$0	\$0	\$13,326	\$275,814
Board of Nursing	\$25,478	\$0	\$0	\$5,146	\$38,181	\$68,805
Board of Chiropractic Examiners	\$6,287	\$0	\$11,121	\$1,310	\$0	\$18,718
Funeral Service Commission	\$9,680	\$16,664	\$7,943	\$936	\$2,450	\$37,673
Optometry Board	\$6,333	\$12,035	\$4,766	\$561	\$1,471	\$25,166
Board of Pharmacy	\$22,736	\$297,077	\$0	\$5,147	\$24,289	\$349,249
Board of Examiners of Psychologists	\$10,160	\$24,512	\$9,135	\$1,076	\$2,678	\$47,561
Health and Human Services Commission	\$11,599	\$0	\$0	\$0	\$0	\$11,599
Executive Council of Physical Therapy and Occupational Therapy Examiners	\$12,564	\$0	\$10,724	\$1,263	\$4,277	\$28,828
Board of Veterinary Medical Examiners	\$9,377	\$0	\$13,901	\$0	\$4,297	\$27,575
Fiscal Year 2021 Total	\$165,742	\$796,789	\$70,300	\$15,439	\$90,969	\$1,139,239

Sec. 4. Texas.gov Appropriation.

- a. Each Article VIII licensing agency participating in the Texas.gov is authorized in accordance with §2054.252 of the Government Code to increase the occupational license, permit, and registration fees imposed on the licensees by an amount sufficient to cover the cost of the subscription fee charged by the Texas.gov.

SPECIAL PROVISIONS RELATING TO ALL REGULATORY AGENCIES
(Continued)

- b. The following is an informational listing of appropriated fee revenue for each Article VIII licensing agency participating in Texas.gov for the purpose of paying Texas.gov subscription fees.

	2020	2021
Board of Chiropractic Examiners	\$29,850	\$29,850
Texas State Board of Dental Examiners	\$250,000	\$250,000
Funeral Service Commission	\$46,500	\$46,500
Board of Professional Geoscientists	\$25,000	\$25,000
Department of Insurance	\$380,000	\$380,000
Board of Professional Land Surveying	\$17,150	\$17,150
Department of Licensing and Regulation	\$650,000	\$650,000
Texas Board of Nursing	\$594,902	\$594,903
Optometry Board	\$21,230	\$19,770
Board of Pharmacy	\$251,106	\$251,106
Executive Council of Physical Therapy & Occupational Therapy Examiners	\$206,500	\$206,500
Board of Plumbing Examiners	\$155,000	\$155,000
Board of Examiners of Psychologists	\$37,000	\$37,000
Racing Commission	\$17,500	\$17,500
Board of Veterinary Medical Examiners	\$40,000	\$40,000
 Total	 \$2,721,738	 \$2,720,279

- c. In the event that actual and/or projected revenue collections from fee increases to cover the cost of Texas.gov subscription fees are insufficient to offset the costs identified above, the Comptroller is hereby directed to reduce the appropriation authority provided by this Act to agencies participating in Texas.gov to be within the amount of fee revenue expected to be available.
- d. For new licensing applications, the Article VIII licensing agencies participating in Texas.gov are hereby appropriated the additional revenue generated from occupational license, permit, or registration fees in excess of the Comptroller's biennial revenue estimate for 2020-21 for the sole purpose of payment to the Texas.gov contractor of subscription fees for implementing and maintaining electronic services for the licensing agencies. Each agency, upon completion of necessary actions to access or increase fees, shall furnish copies of board meeting minutes, an annual schedule of the number of license issuances or renewals and associated annual fee total, and any other supporting documentation to the Comptroller. If the Comptroller finds the information sufficient to support the projection of increased revenues, a notification letter will be issued and the contingent appropriation made available for the intended purposes.
- e. Each Article VIII licensing agency participating in Texas.gov shall notify the Legislative Budget Board and the Comptroller of Public Accounts in writing upon receiving an exemption from participating in Texas.gov. Within 45 days of receiving an exemption, an agency shall provide the Legislative Budget Board and the Comptroller with a report of the effective date, the reason for exemption, and all estimated expenditures for Texas.gov costs in the fiscal year in which the exemption is made.

Sec. 5. Peer Assistance Program Funding Requirements. Funds collected during the biennium beginning September 1, 2019, by the Board of Pharmacy pursuant to Chapter 564, Occupations Code, and by the Texas Board of Nursing, the Texas State Board of Dental Examiners, the Optometry Board, and the Board of Veterinary Medical Examiners pursuant to Chapter 467 of the Health and Safety Code, in order to administer or finance peer assistance programs for professionals impaired by chemical dependency or mental illness, are appropriated elsewhere in this Act as identified in each Board's peer assistance strategy. The expenditure of the appropriations identified by this section is hereby made contingent upon sufficient revenue collections from peer assistance surcharges or other receipts collected pursuant to Chapter 467 of the Health and Safety Code or Chapter 564, Occupations Code as appropriate. None of the appropriations identified by this section may be expended unless each agency with a peer assistance program has on file the following current documents:

- a. a request for proposal documentation and contracts documenting that the respective agency governing board has a competitively bid contract with the peer assistance program;
- b. documentation for programs authorized under Chapter 467 of the Health and Safety Code that the agency's peer assistance program has been certified by the Health and Human Services Commission (HHSC) as meeting all HHSC criteria for peer assistance programs;

SPECIAL PROVISIONS RELATING TO ALL REGULATORY AGENCIES
(Continued)

- c. documentation for programs authorized under Chapter 467 showing compliance with statutory requirements regarding eligible participants and conditions for which services may be offered; and
- d. documentation that the program has been approved by the agency governing board.

Sec. 6. Contingency Appropriation for Criminal History Record Information.

- a. For each Article VIII licensing agency conducting criminal history background checks that is authorized in accordance with the Government Code to increase the occupational license, permit, and/or registration fee imposed on the licensees by an amount sufficient to cover the cost of the fee charged by the Department of Public Safety (DPS), Federal Bureau of Investigation (FBI), and/or any other entity authorized to conduct criminal history background checks, in the event that actual and/or projected revenue collections from fee increases to cover the cost of criminal history background checks are insufficient to offset the costs included in the agency's appropriations that is budgeted for criminal history background checks, the Comptroller is hereby directed to reduce the appropriation authority provided by this Act to agencies conducting criminal history background checks to be within the amount of revenue expected to be available.
- b. Each Article VIII licensing agency conducting criminal history background checks is hereby appropriated the additional revenue generated from occupational license, permit, and/or registration fees in excess of the Comptroller's biennial revenue estimate for 2020-21 for the sole purpose of conducting criminal history background checks. Each agency, upon completion of necessary actions to assess or increase fees, shall furnish copies of board meeting minutes, an annual schedule of the number of license issuances or renewals and associated annual fee total, and any other supporting documentation to the Comptroller. If the Comptroller finds the information sufficient to support the projection of increased revenues, a notification letter will be issued and the contingent appropriation made available for the intended purpose.
- c. The following is an informational listing of agency appropriations included for each Article VIII licensing agency conducting criminal history background checks.

	<u>2020</u>	<u>2021</u>
Department of Licensing and Regulation	\$ 110,500	\$ 115,500
Board of Plumbing Examiners	4,600	4,600
Racing Commission	124,217	124,217
Board of Veterinary Medical Examiners	200	200
 Total	 \$ 239,517	 \$ 244,517

- d. Appropriations made elsewhere to Article VIII licensing agencies, including amounts listed above and any new amounts that may be appropriated during the 2020-21 biennium for the purpose of conducting criminal history background checks, may be used only for the purpose of paying for the cost of the fee charged by the entities listed in subsection (a) and may not be used for any other purpose.

Sec. 7. Funding for the Prescription Monitoring Program.

- (a) Each Article VIII licensing agency participating in the Prescription Monitoring Program is authorized in accordance with Sec 554.006 of the Occupations Code to assess a fee on licensees by an amount sufficient to cover the cost of the Prescription Monitoring Program administered by the Board of Pharmacy.
- (b) The following is an informational listing of fee revenue for each Article VIII licensing agency participating in the Prescription Monitoring Program for the purpose of paying for the Prescription Monitoring Program.

	<u>2020</u>	<u>2021</u>
Texas Medical Board	\$ 604,779	\$ 580,370
Optometry Board	18,355	17,613
Texas State Board of Dental Examiners	118,688	113,896
Texas State Board of Nursing	138,490	132,900
Board of Veterinary Medical Examiners	72,347	69,428
Texas Department of Licensing and Regulation	7,896	7,578

SPECIAL PROVISIONS RELATING TO ALL REGULATORY AGENCIES
(Continued)

Board of Pharmacy	301,164	289,009
Total	\$1,261,719	\$1,210,794

- (c) The fee revenue collected by each participating agency shall be transferred to the Board of Pharmacy, responsible for administering the appropriate provisions of Chapter 481 of the Health and Safety Code. In the event that the actual and/or projected revenue collections from monitoring fees to cover the cost of the program are insufficient to offset the costs identified above, the Comptroller is hereby directed to reduce the appropriation authority provided by this Act to the Board of Pharmacy to be within the amount of fee revenue expected to be available.

**RECAPITULATION - ARTICLE VIII
REGULATORY
(General Revenue)**

	For the Years Ending	
	August 31, 2020	August 31, 2021
	<u>2020</u>	<u>2021</u>
State Office of Administrative Hearings	\$ 7,133,065	\$ 7,133,065
Board of Chiropractic Examiners	841,482	841,483
Texas State Board of Dental Examiners	4,441,508	4,311,485
Funeral Service Commission	771,266	771,267
Board of Professional Geoscientists	595,636	595,637
Department of Insurance	43,189,393	43,212,637
Office of Public Insurance Counsel	850,579	850,580
Board of Professional Land Surveying	468,108	468,107
Department of Licensing and Regulation	32,212,761	32,167,462
Texas Medical Board	11,577,774	11,421,389
Texas Board of Nursing	9,448,824	9,448,827
Optometry Board	462,946	462,947
Board of Pharmacy	9,046,659	9,140,884
Executive Council of Physical Therapy & Occupational Therapy Examiners	1,340,293	1,340,295
Board of Plumbing Examiners	2,882,140	2,864,656
Board of Examiners of Psychologists	899,845	854,700
Securities Board	7,742,826	7,797,290
Public Utility Commission of Texas	13,812,153	13,830,264
Office of Public Utility Counsel	1,640,709	1,640,709
Board of Veterinary Medical Examiners	<u>1,384,265</u>	<u>1,384,263</u>
 Subtotal, Regulatory	 \$ 150,742,232	 \$ 150,537,947
 Retirement and Group Insurance	 24,402,429	 24,687,752
Social Security and Benefit Replacement Pay	<u>6,521,400</u>	<u>6,539,906</u>
 Subtotal, Employee Benefits	 \$ 30,923,829	 \$ 31,227,658
 Lease Payments	 <u>8,997</u>	 <u>6,238</u>
 Subtotal, Debt Service	 <u>\$ 8,997</u>	 <u>\$ 6,238</u>
 TOTAL, ARTICLE VIII - REGULATORY	 <u>\$ 181,675,058</u>	 <u>\$ 181,771,843</u>

**RECAPITULATION - ARTICLE VIII
REGULATORY
(General Revenue-Dedicated)**

	For the Years Ending	
	August 31, 2020	August 31, 2021
Office of Injured Employee Counsel	\$ 8,764,133	\$ 8,764,133
Department of Insurance	64,090,948	62,764,802
Department of Licensing and Regulation	85,000	85,000
Texas Medical Board	3,100,000	3,100,000
Racing Commission	6,667,217	6,662,981
Contingency Appropriations	<u>658,842</u>	<u>658,842</u>
Total	\$ 7,326,059	\$ 7,321,823
Public Utility Commission of Texas	3,115,398	3,115,398
Office of Public Utility Counsel	<u>495,055</u>	<u>495,056</u>
Subtotal, Regulatory	\$ 86,976,593	\$ 85,646,212
Retirement and Group Insurance	27,403,512	27,904,711
Social Security and Benefit Replacement Pay	<u>5,818,740</u>	<u>5,826,902</u>
Subtotal, Employee Benefits	\$ 33,222,252	\$ 33,731,613
TOTAL, ARTICLE VIII - REGULATORY	<u>\$ 120,198,845</u>	<u>\$ 119,377,825</u>

**RECAPITULATION - ARTICLE VIII
REGULATORY
(Federal Funds)**

	For the Years Ending	
	August 31, 2020	August 31, 2021
Department of Insurance	\$ 2,227,593	\$ 2,227,593
Subtotal, Regulatory	\$ 2,227,593	\$ 2,227,593
Retirement and Group Insurance	2,692,618	2,741,351
Social Security and Benefit Replacement Pay	580,765	581,569
Subtotal, Employee Benefits	\$ 3,273,383	\$ 3,322,920
TOTAL, ARTICLE VIII - REGULATORY	\$ 5,500,976	\$ 5,550,513

**RECAPITULATION - ARTICLE VIII
REGULATORY
(Other Funds)**

	For the Years Ending	
	August 31, 2020	August 31, 2021
State Office of Administrative Hearings	\$ 4,912,100	\$ 4,912,100
Board of Chiropractic Examiners	47,500	47,500
Texas State Board of Dental Examiners	258,500	258,500
Funeral Service Commission	87,100	87,100
Health Professions Council	1,121,744	1,139,239
Department of Insurance	5,435,882	5,435,882
Office of Public Insurance Counsel	191,670	191,670
Board of Professional Land Surveying	12,500	12,500
Department of Licensing and Regulation	5,272,882	5,272,882
Texas Medical Board	62,306	62,306
Texas Board of Nursing	3,702,276	3,702,276
Optometry Board	45,321	45,321
Board of Pharmacy	1,014,015	1,014,015
Executive Council of Physical Therapy & Occupational Therapy Examiners	82,180	82,180
Board of Plumbing Examiners	49,700	49,700
Board of Examiners of Psychologists	96,800	96,800
Public Utility Commission of Texas	475,000	475,000
Board of Veterinary Medical Examiners	5,527	5,527
Subtotal, Regulatory	\$ 22,873,003	\$ 22,890,498
Less Interagency Contracts	\$ 6,213,552	\$ 6,231,047
TOTAL, ARTICLE VIII - REGULATORY	\$ 16,659,451	\$ 16,659,451

**RECAPITULATION - ARTICLE VIII
REGULATORY
(All Funds)**

	For the Years Ending	
	August 31, 2020	August 31, 2021
State Office of Administrative Hearings	\$ 12,045,165	\$ 12,045,165
Board of Chiropractic Examiners	888,982	888,983
Texas State Board of Dental Examiners	4,700,008	4,569,985
Funeral Service Commission	858,366	858,367
Board of Professional Geoscientists	595,636	595,637
Health Professions Council	1,121,744	1,139,239
Office of Injured Employee Counsel	8,764,133	8,764,133
Department of Insurance	114,943,816	113,640,914
Office of Public Insurance Counsel	1,042,249	1,042,250
Board of Professional Land Surveying	480,608	480,607
Department of Licensing and Regulation	37,570,643	37,525,344
Texas Medical Board	14,740,080	14,583,695
Texas Board of Nursing	13,151,100	13,151,103
Optometry Board	508,267	508,268
Board of Pharmacy	10,060,674	10,154,899
Executive Council of Physical Therapy & Occupational Therapy Examiners	1,422,473	1,422,475
Board of Plumbing Examiners	2,931,840	2,914,356
Board of Examiners of Psychologists	996,645	951,500
Racing Commission	6,667,217	6,662,981
Contingency Appropriations	<u>658,842</u>	<u>658,842</u>
Total	\$ 7,326,059	\$ 7,321,823
Securities Board	7,742,826	7,797,290
Public Utility Commission of Texas	17,402,551	17,420,662
Office of Public Utility Counsel	2,135,764	2,135,765
Board of Veterinary Medical Examiners	<u>1,389,792</u>	<u>1,389,790</u>
Subtotal, Regulatory	\$ 262,819,421	\$ 261,302,250
Retirement and Group Insurance	54,498,559	55,333,814
Social Security and Benefit Replacement Pay	<u>12,920,905</u>	<u>12,948,377</u>
Subtotal, Employee Benefits	\$ 67,419,464	\$ 68,282,191
Lease Payments	<u>8,997</u>	<u>6,238</u>
Subtotal, Debt Service	\$ 8,997	\$ 6,238
Less Interagency Contracts	<u>\$ 6,213,552</u>	<u>\$ 6,231,047</u>
TOTAL, ARTICLE VIII - REGULATORY	<u>\$ 324,034,330</u>	<u>\$ 323,359,632</u>
Number of Full-Time-Equivalents (FTE)	3,158.1	3,158.1

Part 1.

LEGISLATIVE INTENT

Sec. 1.01. Limitations. The provisions of this Article and all other Articles of this Act are limitations on the appropriations made by this Act. It is the purpose of the Legislature in enacting this bill only to appropriate funds and to restrict and limit by its provisions the amount and conditions under which the appropriations can be expended.

Part 2.

PROVISIONS RELATING TO THE POSITION CLASSIFICATION PLAN

Sec. 2.01. Position Classification Plan. Except as otherwise specifically provided in this Act, expenditures of appropriations for the salaries of employees, in classified positions in all affected agencies appropriated funds by this Act, other than institutions of higher education, university system offices, and the Texas Higher Education Coordinating Board, are governed by Chapter 654, Government Code (the Position Classification Act), Chapter 659, Government Code, and this section, including the following lists of position classification numbers, position titles, salary group allocations, and rates of pay in classification salary schedules as provided by this Article.

CLASSIFIED POSITIONS FOR THE 2020-21 BIENNIUM

Class Number	Class Title	Salary Group
0006	Receptionist	A09
0055	Clerk I	A07
0057	Clerk II	A09
0059	Clerk III	A11
0130	Customer Service Representative I	A09
0132	Customer Service Representative II	A11
0134	Customer Service Representative III	A13
0136	Customer Service Representative IV	A15
0138	Customer Service Representative V	A17
0150	Administrative Assistant I	A09
0152	Administrative Assistant II	A11
0154	Administrative Assistant III	A13
0156	Administrative Assistant IV	A15
0158	Administrative Assistant V	A17
0160	Executive Assistant I	B17
0162	Executive Assistant II	B19
0164	Executive Assistant III	B21
0170	License and Permit Specialist I	B12
0171	License and Permit Specialist II	B14
0172	License and Permit Specialist III	B16
0173	License and Permit Specialist IV	B18
0174	License and Permit Specialist V	B20
0211	Data Base Administrator I	B20
0212	Data Base Administrator II	B22
0213	Data Base Administrator III	B24
0214	Data Base Administrator IV	B26
0215	Data Base Administrator V	B28
0217	Data Officer	B29
0218	Chief Data Officer	B30
0221	Business Analyst I	B20
0222	Business Analyst II	B22
0223	Business Analyst III	B24
0224	Business Analyst IV	B26
0228	Systems Support Specialist I	B13
0229	Systems Support Specialist II	B15
0230	Systems Support Specialist III	B17
0231	Systems Support Specialist IV	B19
0235	Information Technology Security Analyst I	B23
0236	Information Technology Security Analyst II	B25
0237	Information Technology Security Analyst III	B27
0238	Information Security Officer	B30
0239	Chief Information Security Officer	B31

CLASSIFIED POSITIONS FOR THE 2020-21 BIENNIUM
(Continued)

0241	Programmer I	B19
0242	Programmer II	B21
0243	Programmer III	B23
0244	Programmer IV	B25
0245	Programmer V	B27
0246	Programmer VI	B28
0247	Information Technology Auditor I	B21
0248	Information Technology Auditor II	B23
0249	Information Technology Auditor III	B25
0250	Information Technology Auditor IV	B27
0252	Systems Analyst I	B16
0253	Systems Analyst II	B18
0254	Systems Analyst III	B20
0255	Systems Analyst IV	B22
0256	Systems Analyst V	B24
0257	Systems Analyst VI	B26
0258	Systems Analyst VII	B28
0260	Computer Operations Specialist I	B12
0261	Computer Operations Specialist II	B14
0262	Computer Operations Specialist III	B16
0263	Computer Operations Specialist IV	B18
0264	Computer Operations Specialist V	B20
0265	Computer Operations Specialist VI	B22
0270	Geographic Information Specialist I	B18
0271	Geographic Information Specialist II	B20
0272	Geographic Information Specialist III	B22
0273	Geographic Information Specialist IV	B24
0274	Geographic Information Specialist V	B26
0282	Telecommunications Specialist I	B18
0283	Telecommunications Specialist II	B20
0284	Telecommunications Specialist III	B22
0285	Telecommunications Specialist IV	B24
0287	Network Specialist I	B16
0288	Network Specialist II	B18
0289	Network Specialist III	B20
0290	Network Specialist IV	B22
0291	Network Specialist V	B24
0292	Network Specialist VI	B26
0294	Business Continuity Coordinator I	B25
0295	Business Continuity Coordinator II	B26
0300	Web Administrator I	B18
0301	Web Administrator II	B20
0302	Web Administrator III	B22
0303	Web Administrator IV	B24
0304	Web Administrator V	B26
0310	Systems Administrator I	B16
0311	Systems Administrator II	B18
0312	Systems Administrator III	B20
0313	Systems Administrator IV	B22
0314	Systems Administrator V	B24
0315	Systems Administrator VI	B26
0317	Data Architect I	B28
0318	Data Architect II	B30
0320	Cybersecurity Analyst I	B25
0322	Cybersecurity Analyst II	B27
0324	Cybersecurity Analyst III	B29
0326	Cybersecurity Officer	B30
0328	Chief Cybersecurity Officer	B31
0331	Document Services Technician I	A09
0332	Document Services Technician II	A11
0333	Document Services Technician III	A13
0334	Document Services Technician IV	A15
0335	Document Services Technician V	A17
0367	Photographer I	B16
0368	Photographer II	B18

CLASSIFIED POSITIONS FOR THE 2020-21 BIENNIUM
(Continued)

0516	Planner I	B17
0517	Planner II	B19
0518	Planner III	B21
0519	Planner IV	B23
0520	Planner V	B25
0590	Research and Statistics Technician I	A11
0592	Research and Statistics Technician II	A13
0600	Research Specialist I	B15
0602	Research Specialist II	B17
0604	Research Specialist III	B19
0606	Research Specialist IV	B21
0608	Research Specialist V	B23
0624	Statistician I	B17
0626	Statistician II	B19
0628	Statistician III	B20
0630	Statistician IV	B22
0640	Economist I	B18
0642	Economist II	B20
0644	Economist III	B22
0646	Economist IV	B24
0650	Data Analyst I	B18
0651	Data Analyst II	B20
0652	Data Analyst III	B22
0653	Data Analyst IV	B24
0654	Data Analyst V	B26
0655	Data Analyst VI	B28
0812	Teacher Aide I	A09
0813	Teacher Aide II	A11
0814	Teacher Aide III	A13
0820	Education Specialist I	B17
0821	Education Specialist II	B19
0822	Education Specialist III	B21
0823	Education Specialist IV	B23
0824	Education Specialist V	B25
1000	Accounting Technician I	A11
1002	Accounting Technician II	A13
1012	Accountant I	B14
1014	Accountant II	B15
1016	Accountant III	B17
1018	Accountant IV	B19
1020	Accountant V	B21
1022	Accountant VI	B23
1024	Accountant VII	B25
1030	Independent Audit Reviewer I	B25
1032	Independent Audit Reviewer II	B26
1034	Independent Audit Reviewer III	B27
1036	Independent Audit Reviewer IV	B28
1044	Auditor I	B17
1046	Auditor II	B19
1048	Auditor III	B21
1050	Auditor IV	B23
1052	Auditor V	B25
1059	Taxpayer Compliance Officer I	B12
1060	Taxpayer Compliance Officer II	B14
1061	Taxpayer Compliance Officer III	B16
1062	Taxpayer Compliance Officer IV	B18
1063	Taxpayer Compliance Officer V	B20
1064	Taxpayer Compliance Officer VI	B22
1065	Tax Analyst I	B23
1066	Tax Analyst II	B24
1067	Tax Analyst III	B25
1068	Tax Analyst IV	B26
1073	Accounts Examiner I	B13
1074	Accounts Examiner II	B15
1075	Accounts Examiner III	B17

CLASSIFIED POSITIONS FOR THE 2020-21 BIENNIUM
(Continued)

1076	Accounts Examiner IV	B19
1077	Accounts Examiner V	B21
1080	Financial Analyst I	B20
1082	Financial Analyst II	B22
1084	Financial Analyst III	B24
1085	Financial Analyst IV	B26
1100	Financial Examiner I	B17
1102	Financial Examiner II	B19
1104	Financial Examiner III	B21
1106	Financial Examiner IV	B23
1108	Financial Examiner V	B25
1110	Financial Examiner VI	B27
1112	Financial Examiner VII	B29
1130	Investment Analyst I	B22
1131	Investment Analyst II	B24
1132	Investment Analyst III	B26
1133	Investment Analyst IV	B28
1134	Investment Analyst V	B30
1140	Portfolio Manager I	B27
1141	Portfolio Manager II	B29
1142	Portfolio Manager III	B31
1143	Portfolio Manager IV	B33
1144	Portfolio Manager V	B35
1145	Portfolio Manager VI	B36
1155	Budget Analyst I	B17
1156	Budget Analyst II	B19
1157	Budget Analyst III	B21
1158	Budget Analyst IV	B23
1159	Budget Analyst V	B25
1161	Trader I	B25
1162	Trader II	B27
1163	Trader III	B29
1165	Chief Investment Officer	B33
1175	Chief Trader I	B31
1176	Chief Trader II	B33
1242	Reimbursement Officer I	B12
1244	Reimbursement Officer II	B14
1246	Reimbursement Officer III	B16
1248	Reimbursement Officer IV	B18
1250	Reimbursement Officer V	B20
1260	Loan Specialist I	B17
1261	Loan Specialist II	B19
1262	Loan Specialist III	B21
1263	Loan Specialist IV	B23
1270	Appropriations Control Officer I	B19
1272	Appropriations Control Officer II	B21
1274	Appropriations Control Officer III	B23
1276	Appropriations Control Officer IV	B25
1280	Tax Auditor I	B18
1281	Tax Auditor II	B20
1282	Tax Auditor III	B22
1283	Tax Auditor IV	B24
1284	Tax Auditor V	B25
1285	Tax Auditor VI	B26
1286	Tax Auditor Supervisor	B27
1287	Tax Auditor Manager	B28
1290	Payroll Assistant	A13
1291	Payroll Specialist I	B15
1292	Payroll Specialist II	B17
1293	Payroll Specialist III	B19
1294	Payroll Specialist IV	B21
1295	Payroll Specialist V	B23
1315	Boiler Inspector I	B20
1316	Boiler Inspector II	B21
1317	Boiler Inspector III	B22

CLASSIFIED POSITIONS FOR THE 2020-21 BIENNIUM
(Continued)

1321	Inspector I	B11
1322	Inspector II	B13
1323	Inspector III	B15
1324	Inspector IV	B17
1325	Inspector V	B19
1326	Inspector VI	B21
1350	Investigator I	B12
1351	Investigator II	B14
1352	Investigator III	B16
1353	Investigator IV	B18
1354	Investigator V	B20
1355	Investigator VI	B22
1356	Investigator VII	B24
1550	Staff Services Officer I	B17
1551	Staff Services Officer II	B18
1552	Staff Services Officer III	B19
1553	Staff Services Officer IV	B20
1554	Staff Services Officer V	B21
1558	Project Manager I	B20
1559	Project Manager II	B22
1560	Project Manager III	B24
1561	Project Manager IV	B26
1562	Project Manager V	B28
1570	Program Specialist I	B17
1571	Program Specialist II	B18
1572	Program Specialist III	B19
1573	Program Specialist IV	B20
1574	Program Specialist V	B21
1575	Program Specialist VI	B23
1576	Program Specialist VII	B25
1580	Program Supervisor I	B17
1581	Program Supervisor II	B18
1582	Program Supervisor III	B19
1583	Program Supervisor IV	B20
1584	Program Supervisor V	B21
1586	Program Supervisor VI	B23
1588	Program Supervisor VII	B25
1600	Manager I	B22
1601	Manager II	B23
1602	Manager III	B24
1603	Manager IV	B25
1604	Manager V	B26
1605	Manager VI	B28
1620	Director I	B26
1621	Director II	B27
1622	Director III	B28
1623	Director IV	B29
1624	Director V	B30
1625	Director VI	B31
1626	Director VII	B32
1630	Deputy Director I	B33
1631	Deputy Director II	B34
1632	Deputy Director III	B35
1633	Deputy Director IV	B36
1640	Deputy Comptroller	B35
1642	Deputy Attorney General	B33
1643	First Assistant Attorney General	B35
1645	Deputy Executive Commissioner	B35
1650	Portfolio Project Manager I	B28
1652	Portfolio Project Manager II	B30
1660	Project Management Specialist I	B19
1661	Project Management Specialist II	B21
1662	Project Management Specialist III	B23
1727	Human Resources Assistant	B12

CLASSIFIED POSITIONS FOR THE 2020-21 BIENNIUM
(Continued)

1729	Human Resources Specialist I	B14
1731	Human Resources Specialist II	B16
1733	Human Resources Specialist III	B18
1735	Human Resources Specialist IV	B20
1737	Human Resources Specialist V	B22
1739	Human Resources Specialist VI	B24
1780	Training Assistant	B11
1781	Training Specialist I	B13
1782	Training Specialist II	B15
1783	Training Specialist III	B17
1784	Training Specialist IV	B19
1785	Training Specialist V	B21
1786	Training Specialist VI	B23
1810	Creative Media Designer I	B16
1812	Creative Media Designer II	B18
1814	Creative Media Designer III	B20
1816	Creative Media Designer IV	B22
1822	Marketing Specialist I	B15
1823	Marketing Specialist II	B17
1824	Marketing Specialist III	B19
1825	Marketing Specialist IV	B21
1826	Marketing Specialist V	B23
1830	Information Specialist I	B15
1831	Information Specialist II	B17
1832	Information Specialist III	B19
1833	Information Specialist IV	B21
1834	Information Specialist V	B23
1840	Multimedia Technician I	A10
1841	Multimedia Technician II	A12
1842	Multimedia Technician III	A14
1843	Multimedia Technician IV	A16
1860	Management Analyst I	B18
1862	Management Analyst II	B20
1864	Management Analyst III	B22
1866	Management Analyst IV	B24
1868	Management Analyst V	B26
1870	Technical Writer I	B18
1871	Technical Writer II	B20
1872	Technical Writer III	B22
1875	Editor I	B17
1876	Editor II	B19
1877	Editor III	B21
1880	Governor's Advisor I	B21
1881	Governor's Advisor II	B23
1882	Governor's Advisor III	B25
1883	Governor's Advisor IV	B27
1884	Governor's Advisor V	B29
1890	Government Relations Specialist I	B23
1892	Government Relations Specialist II	B25
1894	Government Relations Specialist III	B27
1897	Privacy Analyst I	B21
1898	Privacy Analyst II	B23
1899	Privacy Analyst III	B25
1911	Inventory and Store Specialist I	A10
1912	Inventory and Store Specialist II	A12
1913	Inventory and Store Specialist III	A14
1914	Inventory and Store Specialist IV	A16
1915	Inventory and Store Specialist V	A18
1920	Grant Coordinator I	B18
1921	Grant Coordinator II	B20
1922	Grant Coordinator III	B22
1923	Grant Coordinator IV	B24
1930	Purchaser I	B12
1931	Purchaser II	B14
1932	Purchaser III	B16

CLASSIFIED POSITIONS FOR THE 2020-21 BIENNIUM
(Continued)

1933	Purchaser IV	B18
1934	Purchaser V	B20
1935	Purchaser VI	B22
1960	Contract Administration Manager I	B25
1962	Contract Administration Manager II	B27
1970	Contract Technician I	A09
1972	Contract Technician II	A11
1974	Contract Technician III	A13
1976	Contract Specialist I	B15
1980	Contract Specialist II	B17
1982	Contract Specialist III	B19
1984	Contract Specialist IV	B21
1986	Contract Specialist V	B23
1990	Property Manager I	B17
1992	Property Manager II	B19
1994	Property Manager III	B21
1995	Property Manager IV	B23
1996	Fleet Manager I	B17
1997	Fleet Manager II	B19
1998	Fleet Manager III	B21
2050	Land Surveyor I	B19
2054	Land Surveyor II	B21
2056	Land Surveyor III	B23
2058	Land Surveyor IV	B25
2062	Appraiser I	B17
2064	Appraiser II	B19
2065	Appraiser III	B21
2066	Appraiser IV	B23
2080	Right of Way Agent I	B13
2082	Right of Way Agent II	B15
2084	Right of Way Agent III	B17
2086	Right of Way Agent IV	B19
2088	Right of Way Agent V	B21
2090	Right of Way Agent VI	B23
2093	Utility Specialist I	B20
2094	Utility Specialist II	B22
2119	Engineering Aide	A11
2122	Engineering Technician I	A12
2123	Engineering Technician II	A14
2124	Engineering Technician III	A16
2125	Engineering Technician IV	A18
2127	Engineering Specialist I	B17
2128	Engineering Specialist II	B18
2129	Engineering Specialist III	B19
2130	Engineering Specialist IV	B20
2131	Engineering Specialist V	B21
2132	Engineering Specialist VI	B22
2152	Engineer I	B22
2153	Engineer II	B23
2154	Engineer III	B24
2155	Engineer IV	B25
2156	Engineer V	B26
2157	Engineer VI	B27
2161	District Engineer	B33
2181	Drafting Technician I	A17
2182	Drafting Technician II	A19
2255	Project Design Specialist I	B18
2256	Project Design Specialist II	B19
2257	Project Design Specialist III	B20
2260	Architect I	B21
2264	Architect II	B23
2266	Architect III	B25
2268	Architect IV	B27
2356	Geoscientist I	B17
2360	Geoscientist II	B19

CLASSIFIED POSITIONS FOR THE 2020-21 BIENNIUM
(Continued)

2364	Geoscientist III	B21
2365	Geoscientist IV	B23
2366	Geoscientist V	B25
2456	Hydrologist I	B17
2460	Hydrologist II	B19
2464	Hydrologist III	B21
2465	Hydrologist IV	B23
2466	Hydrologist V	B25
2472	Chemist I	B16
2473	Chemist II	B18
2474	Chemist III	B20
2475	Chemist IV	B22
2476	Chemist V	B24
2583	Sanitarian I	B17
2584	Sanitarian II	B19
2585	Sanitarian III	B21
2640	Park Ranger I	B14
2641	Park Ranger II	B16
2642	Park Ranger III	B18
2643	Park Ranger IV	B20
2644	Park Ranger V	B22
2651	Environmental Protection Specialist I	B16
2652	Environmental Protection Specialist II	B18
2653	Environmental Protection Specialist III	B20
2654	Environmental Protection Specialist IV	B22
2655	Environmental Protection Specialist V	B25
2661	Toxicologist I	B22
2662	Toxicologist II	B24
2663	Toxicologist III	B26
2682	Natural Resources Specialist I	B15
2683	Natural Resources Specialist II	B17
2684	Natural Resources Specialist III	B19
2685	Natural Resources Specialist IV	B21
2686	Natural Resources Specialist V	B23
2688	Fish and Wildlife Technician I	A13
2689	Fish and Wildlife Technician II	A15
2690	Fish and Wildlife Technician III	A17
2692	Assistant Park Superintendent I	B19
2694	Assistant Park Superintendent II	B20
2696	Assistant Park Superintendent III	B21
2698	Assistant Park Superintendent IV	B22
2700	Park Superintendent I	B20
2701	Park Superintendent II	B21
2702	Park Superintendent III	B22
2703	Park Superintendent IV	B23
2704	Park Superintendent V	B24
2705	Park Superintendent VI	B25
2720	Lifeguard	A04
2730	Safety Officer I	B16
2731	Safety Officer II	B18
2732	Safety Officer III	B20
2733	Safety Officer IV	B22
2734	Safety Officer V	B24
2740	Risk Management Specialist I	B15
2741	Risk Management Specialist II	B17
2742	Risk Management Specialist III	B19
2743	Risk Management Specialist IV	B21
2744	Risk Management Specialist V	B23
2761	Rescue Specialist I	B17
2762	Rescue Specialist II	B19
2763	Rescue Specialist III	B21
2802	Actuary I	B21
2803	Actuary II	B23
2804	Actuary III	B25

CLASSIFIED POSITIONS FOR THE 2020-21 BIENNIUM
(Continued)

2805	Actuary IV	B27
2806	Actuary V	B31
2808	Chief Actuary	B33
2842	Insurance Specialist I	B14
2843	Insurance Specialist II	B16
2844	Insurance Specialist III	B18
2845	Insurance Specialist IV	B20
2912	Retirement System Benefits Specialist I	B14
2913	Retirement System Benefits Specialist II	B16
2914	Retirement System Benefits Specialist III	B18
2915	Retirement System Benefits Specialist IV	B20
2916	Retirement System Benefits Specialist V	B22
2921	Claims Examiner I	B14
2922	Claims Examiner II	B16
2923	Claims Examiner III	B18
2924	Claims Examiner IV	B20
3020	Workforce Development Specialist I	B11
3021	Workforce Development Specialist II	B12
3023	Workforce Development Specialist III	B14
3025	Workforce Development Specialist IV	B16
3026	Workforce Development Specialist V	B18
3151	Unemployment Insurance Claims Examiner I	B11
3153	Unemployment Insurance Claims Examiner II	B13
3154	Unemployment Insurance Claims Examiner III	B15
3171	Unemployment Insurance Specialist I	B16
3173	Unemployment Insurance Specialist II	B18
3502	Attorney I	B21
3503	Attorney II	B23
3504	Attorney III	B25
3505	Attorney IV	B27
3506	Attorney V	B29
3510	Assistant Attorney General I	B20
3511	Assistant Attorney General II	B21
3512	Assistant Attorney General III	B23
3513	Assistant Attorney General IV	B25
3514	Assistant Attorney General V	B27
3515	Assistant Attorney General VI	B29
3516	Assistant Attorney General VII	B31
3521	General Counsel I	B25
3522	General Counsel II	B27
3523	General Counsel III	B29
3524	General Counsel IV	B31
3525	General Counsel V	B32
3530	Hearings Officer I	B19
3531	Hearings Officer II	B20
3532	Hearings Officer III	B21
3533	Hearings Officer IV	B22
3534	Hearings Officer V	B23
3559	Hearings Reporter	B22
3565	Legal Secretary I	A12
3566	Legal Secretary II	A14
3567	Legal Secretary III	A16
3568	Legal Secretary IV	A18
3569	Legal Secretary V	A20
3572	Legal Assistant I	B15
3574	Legal Assistant II	B17
3576	Legal Assistant III	B19
3578	Legal Assistant IV	B21
3580	Legal Assistant V	B23
3604	Law Clerk	B14
3610	Court Law Clerk I	B18
3611	Court Law Clerk II	B20
3620	Deputy Clerk I	A10
3622	Deputy Clerk II	A12

CLASSIFIED POSITIONS FOR THE 2020-21 BIENNIUM
(Continued)

3624	Deputy Clerk III	A14
3626	Deputy Clerk IV	A16
3630	Chief Deputy Clerk	B21
3635	Clerk of the Court	B28
3637	Court Coordinator	B17
3640	Administrative Law Judge I	B25
3642	Administrative Law Judge II	B26
3644	Administrative Law Judge III	B27
3646	Master Administrative Law Judge I	B29
3648	Master Administrative Law Judge II	B31
3652	Associate Judge	B28
3659	Associate Ombudsman	B15
3660	Ombudsman I	B17
3662	Ombudsman II	B19
3663	Ombudsman III	B21
3665	Ombudsman IV	B23
3666	Ombudsman V	B25
3667	Ombudsman VI	B27
3668	Ombudsman VII	B29
3670	Benefit Review Officer I	B19
3672	Benefit Review Officer II	B21
3674	Benefit Review Officer III	B23
3681	Compliance Analyst I	B18
3682	Compliance Analyst II	B20
3683	Compliance Analyst III	B22
3684	Compliance Analyst IV	B24
3690	Medical Fee Dispute Officer I	B19
3692	Medical Fee Dispute Officer II	B21
3694	Medical Fee Dispute Officer III	B23
4001	Dietetic Technician I	A08
4002	Dietetic Technician II	A10
4005	Peer Support Specialist	A06
4006	Certified Peer Support Specialist I	A08
4007	Certified Peer Support Specialist II	A10
4008	Certified Peer Support Specialist III	A12
4016	Dietetic and Nutrition Specialist I	B17
4017	Dietetic and Nutrition Specialist II	B19
4018	Dietetic and Nutrition Specialist III	B21
4072	Public Health and Prevention Specialist I	B14
4074	Public Health and Prevention Specialist II	B16
4076	Public Health and Prevention Specialist III	B18
4078	Public Health and Prevention Specialist IV	B20
4080	Public Health and Prevention Specialist V	B22
4082	Epidemiologist I	B19
4083	Epidemiologist II	B21
4084	Epidemiologist III	B23
4125	Veterinarian I	B23
4127	Veterinarian II	B25
4129	Veterinarian III	B27
4131	Veterinarian IV	B29
4142	Laboratory Technician I	A10
4144	Laboratory Technician II	A12
4146	Laboratory Technician III	A14
4148	Laboratory Technician IV	A16
4212	Molecular Biologist I	B16
4214	Molecular Biologist II	B18
4216	Molecular Biologist III	B20
4218	Molecular Biologist IV	B22
4220	Molecular Biologist V	B24
4221	Microbiologist I	B15
4222	Microbiologist II	B17
4223	Microbiologist III	B19
4224	Microbiologist IV	B21
4225	Microbiologist V	B23

CLASSIFIED POSITIONS FOR THE 2020-21 BIENNIUM
(Continued)

4226	Health Specialist I	B16
4227	Health Specialist II	B17
4228	Health Specialist III	B18
4229	Health Specialist IV	B19
4230	Health Specialist V	B20
4231	Health Assistant	B13
4292	Radiological Technologist I	B15
4293	Radiological Technologist II	B17
4294	Radiological Technologist III	B19
4342	Orthopedic Equipment Technician I	A10
4344	Orthopedic Equipment Technician II	A12
4346	Orthopedic Equipment Technician III	A14
4360	Registered Therapist Assistant	A18
4362	Registered Therapist I	B19
4363	Registered Therapist II	B20
4364	Registered Therapist III	B22
4365	Registered Therapist IV	B24
4366	Registered Therapist V	B26
4383	Medical Technician I	A05
4384	Medical Technician II	A07
4385	Medical Technician III	A09
4386	Medical Technician IV	A11
4387	Medical Technician V	A13
4390	Health Physicist I	B22
4392	Health Physicist II	B24
4394	Health Physicist III	B26
4401	Medical Technologist I	B13
4402	Medical Technologist II	B15
4403	Medical Technologist III	B17
4404	Medical Technologist IV	B19
4405	Medical Technologist V	B21
4411	Nurse I	B19
4412	Nurse II	B21
4413	Nurse III	B23
4414	Nurse IV	B25
4416	Public Health Nurse I	B19
4417	Public Health Nurse II	B21
4418	Public Health Nurse III	B23
4421	Licensed Vocational Nurse I	A14
4422	Licensed Vocational Nurse II	A16
4423	Licensed Vocational Nurse III	A17
4428	Respiratory Care Practitioner	A19
4435	Resident Physician	B19
4436	Physician I	B32
4437	Physician II	B33
4438	Physician III	B34
4439	Physician IV	B35
4440	Physician Assistant	B27
4451	Advanced Practice Registered Nurse I	B27
4452	Advanced Practice Registered Nurse II	B28
4453	Medical Research Specialist	B24
4455	Dentist I	B29
4457	Dentist II	B31
4459	Dentist III	B33
4462	Psychologist I	B22
4464	Psychologist II	B24
4465	Psychologist III	B26
4468	Psychological Associate I	B17
4469	Psychological Associate II	B18
4470	Psychological Associate III	B19
4471	Psychological Associate IV	B20
4472	Psychological Associate V	B21
4473	Behavior Analyst I	B22
4474	Behavior Analyst II	B24

CLASSIFIED POSITIONS FOR THE 2020-21 BIENNIUM
(Continued)

4476	Psychiatrist I	B32
4477	Psychiatrist II	B33
4478	Psychiatrist III	B34
4479	Psychiatrist IV	B35
4480	Psychiatric Clinical Director	B35
4482	Dental Assistant I	A11
4483	Dental Assistant II	A13
4489	Dental Hygienist I	B21
4490	Dental Hygienist II	B23
4492	Pharmacist I	B27
4493	Pharmacist II	B29
4494	Pharmacist III	B31
4498	Pharmacy Technician I	A10
4499	Pharmacy Technician II	A12
4501	Correctional Officer I	A10
4502	Correctional Officer II	A12
4503	Correctional Officer III	A14
4504	Correctional Officer IV	A15
4505	Correctional Officer V	A17
4510	Sergeant of Correctional Officers	B18
4511	Lieutenant of Correctional Officers	B19
4512	Captain of Correctional Officers	B20
4513	Major of Correctional Officers	B21
4520	Juvenile Correctional Officer I	A10
4521	Juvenile Correctional Officer II	A12
4522	Juvenile Correctional Officer III	A14
4523	Juvenile Correctional Officer IV	A15
4524	Juvenile Correctional Officer V	A17
4525	Juvenile Correctional Officer Supervisor	B19
4526	Dorm Supervisor I	B20
4527	Dorm Supervisor II	B21
4530	Halfway House Assistant Superintendent	B21
4531	Halfway House Superintendent	B23
4532	Youth Facility Assistant Superintendent	B24
4533	Youth Facility Superintendent	B26
4540	Parole Officer I	B15
4541	Parole Officer II	B16
4542	Parole Officer III	B17
4543	Parole Officer IV	B19
4544	Parole Officer V	B21
4546	Intensive Medical Parole Officer I	B17
4547	Intensive Medical Parole Officer II	B19
4548	Intensive Medical Parole Officer III	B21
4550	Assistant Warden	B24
4551	Warden I	B26
4552	Warden II	B27
4560	Counsel Substitute I	A13
4561	Counsel Substitute II	A15
4562	Counsel Substitute III	A17
4571	Correctional Transportation Officer	A14
4646	Industrial Specialist I	A13
4647	Industrial Specialist II	A14
4648	Industrial Specialist III	A15
4649	Industrial Specialist IV	A16
4650	Industrial Specialist V	A17
4651	Industrial Specialist VI	A18
4671	Agriculture Specialist I	A13
4672	Agriculture Specialist II	A14
4673	Agriculture Specialist III	A15
4674	Agriculture Specialist IV	A16
4675	Agriculture Specialist V	A17
4676	Agriculture Specialist VI	A18
5002	Adult Protective Services Specialist I	B15
5003	Adult Protective Services Specialist II	B16
5004	Adult Protective Services Specialist III	B17

CLASSIFIED POSITIONS FOR THE 2020-21 BIENNIUM
(Continued)

5005	Adult Protective Services Specialist IV	B18
5006	Adult Protective Services Specialist V	B19
5010	Family Services Specialist I	B19
5011	Family Services Specialist II	B20
5016	Family and Protective Services Supervisor I	B20
5017	Family and Protective Services Supervisor II	B22
5018	Family and Protective Services Supervisor III	B24
5023	Child Protective Services Specialist I	B15
5024	Child Protective Services Specialist II	B16
5025	Child Protective Services Specialist III	B17
5026	Child Protective Services Specialist IV	B18
5027	Child Protective Services Specialist V	B19
5030	Protective Services Intake Specialist I	B15
5031	Protective Services Intake Specialist II	B16
5032	Protective Services Intake Specialist III	B17
5033	Protective Services Intake Specialist IV	B18
5034	Protective Services Intake Specialist V	B19
5040	Adult and Child Care Licensing Specialist I	B14
5041	Adult and Child Care Licensing Specialist II	B15
5042	Adult and Child Care Licensing Specialist III	B16
5043	Adult and Child Care Licensing Specialist IV	B17
5044	Adult and Child Care Licensing Specialist V	B18
5050	Rehabilitation Therapy Technician I	A06
5051	Rehabilitation Therapy Technician II	A08
5052	Rehabilitation Therapy Technician III	A10
5053	Rehabilitation Therapy Technician IV	A12
5054	Rehabilitation Therapy Technician V	A14
5062	Vocational Rehabilitation Counselor I	B16
5063	Vocational Rehabilitation Counselor II	B17
5064	Vocational Rehabilitation Counselor III	B18
5065	Vocational Rehabilitation Counselor IV	B20
5079	Chaplaincy Services Assistant	A13
5081	Chaplain I	B17
5082	Chaplain II	B19
5083	Chaplain III	B21
5090	Rehabilitation Teacher I	B12
5091	Rehabilitation Teacher II	B14
5092	Rehabilitation Teacher III	B16
5104	Veterans Services Representative I	B13
5105	Veterans Services Representative II	B14
5106	Veterans Services Representative III	B15
5107	Veterans Services Representative IV	B16
5108	Veterans Services Representative V	B18
5109	Veterans Services Representative VI	B20
5111	Substance Abuse Counselor I	B15
5112	Substance Abuse Counselor II	B16
5113	Substance Abuse Counselor III	B17
5121	Direct Support Professional I	A08
5122	Direct Support Professional II	A10
5123	Direct Support Professional III	A12
5124	Direct Support Professional IV	A14
5131	Qualified Intellectual Disability Professional I	B19
5132	Qualified Intellectual Disability Professional II	B20
5133	Qualified Intellectual Disability Professional III	B21
5134	Qualified Intellectual Disability Professional IV	B23
5140	Recreation Program Specialist I	B12
5142	Recreation Program Specialist II	B14
5144	Recreation Program Specialist III	B16
5151	Psychiatric Nursing Assistant I	A08
5152	Psychiatric Nursing Assistant II	A10
5153	Psychiatric Nursing Assistant III	A12
5154	Psychiatric Nursing Assistant IV	A14
5201	Resident Specialist I	A07
5203	Resident Specialist II	A09
5205	Resident Specialist III	A11

CLASSIFIED POSITIONS FOR THE 2020-21 BIENNIUM
(Continued)

5207	Resident Specialist IV	A13
5209	Resident Specialist V	A15
5226	Case Manager I	B11
5227	Case Manager II	B13
5228	Case Manager III	B15
5229	Case Manager IV	B17
5230	Case Manager V	B18
5232	Volunteer Services Coordinator I	B13
5233	Volunteer Services Coordinator II	B15
5234	Volunteer Services Coordinator III	B17
5235	Volunteer Services Coordinator IV	B19
5400	Social Worker I	B15
5402	Social Worker II	B17
5404	Social Worker III	B19
5406	Social Worker IV	B21
5503	Human Services Technician I	A07
5504	Human Services Technician II	A09
5505	Human Services Technician III	A10
5506	Human Services Technician IV	A12
5526	Quality Assurance Specialist I	B17
5527	Quality Assurance Specialist II	B18
5528	Quality Assurance Specialist III	B20
5529	Quality Assurance Specialist IV	B22
5540	Child Support Officer I	B11
5541	Child Support Officer II	B13
5542	Child Support Officer III	B15
5543	Child Support Officer IV	B17
5544	Child Support Officer V	B19
5550	Child Support Technician I	A09
5551	Child Support Technician II	A11
5552	Child Support Technician III	A13
5616	Interpreter I	B16
5617	Interpreter II	B18
5618	Interpreter III	B20
5620	Texas Works Advisor I	B12
5622	Texas Works Advisor II	B13
5624	Texas Works Advisor III	B14
5626	Texas Works Advisor IV	B15
5628	Texas Works Advisor V	B16
5630	Texas Works Supervisor I	B19
5632	Texas Works Supervisor II	B21
5700	Human Services Specialist I	B11
5701	Human Services Specialist II	B12
5702	Human Services Specialist III	B13
5703	Human Services Specialist IV	B14
5704	Human Services Specialist V	B15
5705	Human Services Specialist VI	B16
5706	Human Services Specialist VII	B17
5710	Transition Coordinator I	B15
5711	Transition Coordinator II	B17
5712	Transition Coordinator III	B19
5713	Transition Coordinator IV	B21
5720	Human Rights Officer I	B19
5721	Human Rights Officer II	B21
5722	Human Rights Officer III	B23
5723	Human Rights Officer IV	B25
5730	Guardianship Specialist	B19
5732	Guardianship Supervisor	B21
6052	Forensic Scientist I	B19
6053	Forensic Scientist II	B20
6054	Forensic Scientist III	B21
6055	Forensic Scientist IV	B22
6056	Forensic Scientist V	B23
6057	Forensic Scientist VI	B24

CLASSIFIED POSITIONS FOR THE 2020-21 BIENNIUM
(Continued)

6095	Police Communications Operator I	A13
6096	Police Communications Operator II	A14
6097	Police Communications Operator III	A15
6098	Police Communications Operator IV	A16
6099	Police Communications Operator V	A18
6100	Police Communications Operator VI	A19
6115	Fingerprint Analyst I	B12
6116	Fingerprint Analyst II	B14
6117	Fingerprint Analyst III	B16
6120	Crime Laboratory Specialist I	B15
6121	Crime Laboratory Specialist II	B16
6122	Crime Laboratory Specialist III	B17
6152	Combined DNA Index System Analyst I	B19
6154	Combined DNA Index System Analyst II	B21
6160	Crime Analyst I	B15
6162	Crime Analyst II	B17
6170	Criminal Intelligence Analyst I	B21
6172	Criminal Intelligence Analyst II	B23
6174	Criminal Intelligence Analyst III	B25
6221	Public Safety Records Technician I	A10
6222	Public Safety Records Technician II	A11
6223	Public Safety Records Technician III	A12
6224	Public Safety Records Technician IV	A13
6229	Security Officer I	A07
6230	Security Officer II	A09
6232	Security Officer III	A11
6234	Security Officer IV	A13
6240	Emergency Management Program Coordinator I	B17
6241	Emergency Management Program Coordinator II	B19
6242	Emergency Management Program Coordinator III	B21
6243	Emergency Management Program Coordinator IV	B23
6244	Emergency Management Program Coordinator V	B25
6250	State Park Police Officer Trainee (Cadet)	B14
6251	Probationary State Park Police Officer	B16
6252	State Park Police Officer	B18
6253	Sergeant, State Park Police Officer	B22
6254	Lieutenant, State Park Police Officer	B23
6255	Captain, State Park Police Officer	B24
6256	Major, State Park Police Officer	B25
6500	Military Specialist I	B10
6501	Military Specialist II	B12
6502	Military Specialist III	B22
6503	Military Specialist IV	B24
6504	Military Specialist V	B27
6505	Military Specialist VI	B30
7306	Archeologist I	B18
7308	Archeologist II	B20
7310	Archeologist III	B22
7315	Historian I	B15
7317	Historian II	B17
7319	Historian III	B19
7350	Library Assistant I	A09
7352	Library Assistant II	A11
7354	Library Assistant III	A13
7401	Librarian I	B14
7402	Librarian II	B16
7403	Librarian III	B18
7404	Librarian IV	B20
7405	Archivist I	B14
7407	Archivist II	B16
7409	Archivist III	B18
7411	Archivist IV	B20
7464	Exhibit Technician	B15
7466	Curator I	B16
7468	Curator II	B18

CLASSIFIED POSITIONS FOR THE 2020-21 BIENNIUM
(Continued)

7470	Curator III	B20
7472	Curator IV	B22
7480	Records Analyst I	B15
7481	Records Analyst II	B17
7482	Records Analyst III	B19
8003	Custodian I	A05
8005	Custodian II	A06
8007	Custodian III	A08
8021	Custodial Manager I	A12
8023	Custodial Manager II	A14
8025	Custodial Manager III	A16
8031	Groundskeeper I	A05
8032	Groundskeeper II	A06
8033	Groundskeeper III	A08
8034	Groundskeeper IV	A10
8035	Groundskeeper V	A12
8103	Food Service Worker I	A05
8104	Food Service Worker II	A07
8108	Food Service Manager I	A12
8109	Food Service Manager II	A14
8110	Food Service Manager III	A16
8111	Food Service Manager IV	A18
8116	Cook I	A06
8117	Cook II	A07
8118	Cook III	A09
8119	Cook IV	A11
8252	Laundry/Sewing Room Worker I	A04
8253	Laundry/Sewing Room Worker II	A06
8254	Laundry/Sewing Room Worker III	A08
8260	Laundry Manager I	A12
8261	Laundry Manager II	A14
8262	Laundry Manager III	A16
8263	Laundry Manager IV	A18
8302	Barber/Cosmetologist	A07
9022	Equipment Operator I	A15
9024	Equipment Operator II	A16
9034	Air Conditioning and Boiler Operator I	A11
9035	Air Conditioning and Boiler Operator II	A13
9036	Air Conditioning and Boiler Operator III	A15
9037	Air Conditioning and Boiler Operator IV	A17
9041	Maintenance Specialist I	A09
9042	Maintenance Specialist II	A11
9043	Maintenance Specialist III	A12
9044	Maintenance Specialist IV	A14
9045	Maintenance Specialist V	A16
9053	Maintenance Supervisor I	A15
9054	Maintenance Supervisor II	A16
9055	Maintenance Supervisor III	A17
9056	Maintenance Supervisor IV	A19
9060	Electronics Technician I	A15
9062	Electronics Technician II	A17
9064	Electronics Technician III	A19
9305	Transportation Maintenance Specialist I	A14
9306	Transportation Maintenance Specialist II	A15
9307	Transportation Maintenance Specialist III	A16
9308	Transportation Maintenance Specialist IV	A17
9309	Transportation Maintenance Specialist V	A18
9322	Vehicle Driver I	A08
9323	Vehicle Driver II	A10
9324	Vehicle Driver III	A12
9416	Motor Vehicle Technician I	A10
9417	Motor Vehicle Technician II	A12
9418	Motor Vehicle Technician III	A14
9419	Motor Vehicle Technician IV	A16
9420	Motor Vehicle Technician V	A18

CLASSIFIED POSITIONS FOR THE 2020-21 BIENNIUM
(Continued)

9512	Machinist I	A13
9514	Machinist II	A15
9626	Aircraft Pilot I	B24
9628	Aircraft Pilot II	B26
9636	Aircraft Mechanic I	B21
9638	Aircraft Mechanic II	B22
9640	Aircraft Mechanic III	B23
9700	Radio Communications Technician I	A10
9704	Radio Communications Technician II	A12
9706	Radio Communications Technician III	A14
9733	Equipment Maintenance Technician I	A14
9734	Equipment Maintenance Technician II	A16
9802	Electrician I	A14
9804	Electrician II	A16
9806	Electrician III	A18
9808	Electrician IV	A20
9812	HVAC Mechanic I	A14
9814	HVAC Mechanic II	A16
9816	HVAC Mechanic III	A18
9820	Plumber I	A14
9822	Plumber II	A16
9824	Plumber III	A18
9830	Ferryboat Specialist I	B20
9832	Ferryboat Specialist II	B21
9834	Ferryboat Specialist III	B22
9836	Ferryboat Specialist IV	B23
9838	Ferryboat Deckhand I	A11
9839	Ferryboat Deckhand II	A13
9901	Public Safety Inspector I	C05
9902	Public Safety Inspector II	C06
9905	Pilot Investigator I	C04
9906	Pilot Investigator II	C05
9907	Pilot Investigator III	C06
9908	Pilot Investigator IV	C07
9920	Trooper Trainee	C01
9922	Probationary Trooper	C02
9928	Trooper	C03
9935	Corporal	C03
9940	Sergeant, Public Safety	C04
9941	Lieutenant, Public Safety	C05
9942	Captain, Public Safety	C06
9943	Assistant Commander, Public Safety	C07
9944	Commander, Public Safety	C08
9945	Major, Public Safety	C08
9949	Agent Trainee	C01
9950	Probationary Agent	C02
9956	Agent	C03
9960	Sergeant, Alcoholic Beverage	C04
9961	Lieutenant, Alcoholic Beverage	C05
9962	Captain, Alcoholic Beverage	C06
9963	Major, Alcoholic Beverage	C08
9965	Investigator I, Trainee - Office of the Inspector General	C01
9970	Investigator II - Office of the Inspector General	C02
9971	Investigator III - Office of the Inspector General	C03
9972	Investigator IV - Office of the Inspector General	C04
9973	Regional Supervisor - Office of the Inspector General	C05
9974	Regional Manager - Office of the Inspector General	C06
9975	Multi-Regional Administrator - Office of the Inspector General	C07
9976	Chief Inspector - Office of the Inspector General	C08
9980	Game Warden Trainee	C01
9981	Probationary Game Warden	C02

CLASSIFIED POSITIONS FOR THE 2020-21 BIENNIUM
(Continued)

9987	Game Warden	C03
9990	Sergeant, Game Warden	C04
9991	Lieutenant, Game Warden	C05
9992	Captain, Game Warden	C06
9993	Assistant Commander, Game Warden	C07
9994	Commander, Game Warden	C08
9995	Major, Game Warden	C08
9996	Sergeant, Texas Attorney General's Office	C04
9997	Lieutenant, Texas Attorney General's Office	C05
9998	Captain, Texas Attorney General's Office	C06
9999	Major, Texas Attorney General's Office	C08

SCHEDULE A CLASSIFICATION SALARY SCHEDULE

For the Fiscal Years Beginning September 1, 2019 and 2020

Group	Minimum	Maximum
A4	\$18,893	\$27,525
A5	\$19,777	\$28,840
A6	\$20,706	\$30,221
A7	\$21,681	\$31,677
A8	\$22,705	\$33,229
A9	\$23,781	\$34,859
A10	\$24,910	\$36,571
A11	\$26,332	\$41,355
A12	\$27,840	\$43,798
A13	\$29,439	\$46,388
A14	\$31,144	\$49,134
A15	\$32,976	\$52,045
A16	\$34,918	\$55,130
A17	\$36,976	\$58,399
A18	\$39,521	\$64,449
A19	\$42,244	\$68,960
A20	\$45,158	\$73,788

SCHEDULE B CLASSIFICATION SALARY SCHEDULE

For the Fiscal Years Beginning September 1, 2019 and 2020

Group	Minimum	Maximum
B10	\$24,910	\$36,571
B11	\$26,332	\$41,355
B12	\$27,840	\$43,798
B13	\$29,439	\$46,388
B14	\$31,144	\$49,134
B15	\$32,976	\$52,045
B16	\$34,918	\$55,130
B17	\$36,976	\$58,399
B18	\$39,521	\$64,449
B19	\$42,244	\$68,960
B20	\$45,158	\$73,788
B21	\$48,278	\$78,953
B22	\$51,614	\$84,479
B23	\$55,184	\$90,393
B24	\$59,004	\$96,720
B25	\$63,104	\$103,491
B26	\$69,415	\$117,397
B27	\$76,356	\$129,137
B28	\$83,991	\$142,052
B29	\$92,390	\$156,256
B30	\$101,630	\$171,881
B31	\$111,793	\$189,069
B32	\$122,972	\$207,977

SCHEDULE B CLASSIFICATION SALARY SCHEDULE
(Continued)

B33	\$135,269	\$228,775
B34	\$148,796	\$251,652
B35	\$163,676	\$276,817
B36	\$180,044	\$304,499

SCHEDULE C CLASSIFICATION SALARY SCHEDULE

For the Fiscal Years Beginning September 1, 2019 and 2020

Group	<4 Years of Service	≥4 Years of Service	≥8 Years of Service	≥12 Years of Service	≥16 Years of Service	≥20 Years of Service
C01	\$40,350	-	-	-	-	-
C02	\$44,082	-	-	-	-	-
C03	\$53,242	\$64,919	\$69,541	\$72,613	\$75,968	\$79,323
C04		\$72,711	\$77,639	\$80,821	\$84,391	\$86,495
C05		\$80,582	\$85,777	\$89,074	\$92,860	\$95,192
C06		\$98,903	\$102,265	\$104,331	\$106,406	\$107,682
C07		\$102,828	\$103,657	\$105,575	\$107,625	\$109,675
C08		\$116,352	\$116,428	\$116,474	\$116,474	\$116,474

Part 3. SALARY ADMINISTRATION AND EMPLOYMENT PROVISIONS

Sec. 3.01. Salary Rates.

- (a) For each fiscal year of the biennium beginning September 1, 2019, annual salary rates for classified positions are as provided by the Classification Salary Schedules of §2.01.
- (b) In addition to the limits under this Article, the State Classification Office shall review new exempt positions created during the interim and provide recommendations on the appropriate class title and salary group for these positions to the Legislature during the appropriations process.
- (c) There is no authority to grant salary increases as part of the conversion of employees to Salary Schedules A, B, and C, except in the cases of:
 - (1) across-the-board salary increases authorized in this Act; or
 - (2) employees whose positions are reallocated or reclassified in accordance with §§654.0155, 654.0156, or 659.254, Government Code.
- (d) An employee hired by the State on or after September 1, 2019, including interagency transfers, must be paid at a salary rate that falls within the salary range of the applicable salary group.

Sec. 3.02. Salary Supplementation. Funds appropriated by this Act to a state agency in the executive branch of government or to an institution of higher education (consistent with §§658.001(2) and 659.020, Government Code) may not be expended for payment of salary to a person whose classified or exempt salary is being supplemented from other than appropriated funds until a report showing the amount and sources of salary being paid from other sources has been reported to the Secretary of State, State Auditor, and Comptroller.

Sec. 3.03. Salary Limits. The rate for determining the expenditure limitations for merit salary increases and promotions under §659.261, Government Code, is not limited by this Act as a percentage of the total amount spent by the agency in the preceding fiscal year for classified salaries.

Sec. 3.04. Scheduled Exempt Positions.

- (a) Except for the positions listed under Subsection (b)(3) or (c)(6), a position listed following an agency's appropriation in the agency's "Schedule of Exempt Positions" shall receive compensation at a rate not to exceed the amount indicated in that agency's "Schedule of Exempt Positions."

SALARY ADMINISTRATION AND EMPLOYMENT PROVISIONS
(Continued)

- (b) (1) Notwithstanding the rate listed in an agency's "Schedule of Exempt Positions," a position listed in Subsection (b)(3) may receive compensation at a rate set by the Governor in an amount not to exceed the "Maximum Salary" but not less than the "Minimum Salary" for the appropriate group as listed in Subsection (b)(2).
- (2) An exempt position listed in Subsection (b)(3) or (c)(6), for which the term "Group," followed by an Arabic numeral, is indicated, may receive compensation at a rate within the range indicated below for the respective salary group indicated.

Scheduled Exempt Position Salary Rates

Group	Minimum Salary	Maximum Salary
1	\$70,000	\$112,750
2	80,500	129,765
3	92,600	149,240
4	106,500	171,688
5	122,500	197,415
6	140,900	227,038
7	162,000	261,068
8	186,300	299,813
9	214,200	345,250

(3) Agency	Position	Salary Group
(A) Secretary of State	Secretary of State	Group 5
(B) Office of State-Federal Relations	Executive Director	Group 4
(C) Health and Human Services Commission	Executive Commissioner	Group 9
(D) Texas Education Agency	Commissioner of Education	Group 8
(E) Texas Military Department	Adjutant General	Group 6
(F) Texas Department of Criminal Justice	Presiding Officer, Board of Pardons and Paroles	Group 5
(G) Texas Department of Criminal Justice	Parole Board Members (6)	Group 3
(H) Texas Commission on Environmental Quality	Commissioners (3)	Group 6
(I) Texas Department of Housing and Community Affairs	Executive Director	Group 6
(J) Texas Workforce Commission	Commissioners (2)	Group 5
(K) Texas Workforce Commission	Commission Chair	Group 6
(L) State Office of Administrative Hearings	Chief Administrative Law Judge	Group 5
(M) Texas Department of Insurance	Commissioner of Insurance	Group 7
(N) Office of Public Insurance Counsel	Public Counsel	Group 4
(O) Public Utility Commission of Texas	Commissioners (3)	Group 6
(P) Office of Public Utility Counsel	Public Counsel	Group 4
(Q) Bond Review Board	Executive Director	Group 4
(R) Texas Water Development Board	Commission Chair	Group 6
(S) Texas Water Development Board	Commissioner (2)	Group 6
(T) Texas Water Development Board	Executive Administrator	Group 6

- (c) (1) Notwithstanding the rate listed in an agency's "Schedule of Exempt Positions," an agency whose exempt position is listed in Subsection (c)(6) may request to set the rate of compensation provided for the agency's respective exempt position at an amount not to exceed the "Maximum Salary" but not less than the "Minimum Salary" for the appropriate group as listed in Subsection (b)(2).
- (2) The request submitted by the governing board (when applicable for an agency with a governing board) of the state agency may include:
- (A) The date on which the board (when applicable for an agency with a governing board) approved the request;
- (B) A statement justifying the need to exceed the current salary limitation; and
- (C) The source of funds to be used to pay the additional salary amount.

SALARY ADMINISTRATION AND EMPLOYMENT PROVISIONS
(Continued)

- (3) The governing board (when applicable for an agency with a governing board) may make a request under Subsection (c)(1) a maximum of once per fiscal year and additionally upon a vacancy in an exempt position listed in Subsection (c)(6).
- (4) A proposed rate increase is approved if neither the Legislative Budget Board nor the Governor issues a written disapproval of the proposal not later than:
 - (A) for the Legislative Budget Board, the thirtieth business day after the date the staff of the Legislative Budget Board concludes its review of the proposed rate increase and forwards its review to the Chair of the House Committee on Appropriations, Chair of the Senate Committee on Finance, Speaker of the House, and Lieutenant Governor; and
 - (B) for the Governor, the thirtieth business day after the receipt of the proposed rate increase by the Governor.
- (5) Unless a proposed rate increase is disapproved, the Legislative Budget Board shall notify the affected agency, the Governor's Office, and the Comptroller of the new salary rate.

(6) Agency	Position	Salary Group
(A) Department of State Health Services	Commissioner	Group 8
(B) Department of Family and Protective Services	Commissioner	Group 8
(C) Higher Education Coordinating Board	Commissioner	Group 8
(D) Department of Information Resources	Executive Director	Group 6
(E) Texas Lottery Commission	Executive Director	Group 7
(F) Texas Juvenile Justice Department	Executive Director	Group 7
(G) Preservation Board	Executive Director	Group 6
(H) School for the Blind and Visually Impaired	Superintendent	Group 4
(I) School for the Deaf	Superintendent	Group 4

- (d) In addition to all other requirements, any salary increase from appropriated funds within the limits provided by this section and salary increases within the limit established under an agency's bill pattern, must be:
 - (1) in writing;
 - (2) approved by the governing board (for an agency with a governing board) in a public meeting;
 - (3) signed by the presiding officer of the governing board (for an agency with a governing board); and
 - (4) submitted to the Governor, the Legislative Budget Board and the Comptroller.
- (e) (1) Each title listed in a "Schedule of Exempt Positions" following an agency's appropriation authorizes one position for the agency unless the title is followed by an Arabic numeral indicating the number of positions authorized.
- (2) The number of authorized positions for a title listed in a "Schedule of Exempt Positions" may be exceeded only:
 - (A) for the purpose of hiring a replacement in a key management position as certified by the chief administrator of the agency;
 - (B) if the current incumbent of the position has formally resigned or otherwise announced irrevocable plans to vacate the position;
 - (C) for a period of time not to exceed the equivalent of one month's salary per fiscal year per terminating incumbent (excluding time spent on the payroll for the purpose of exhausting accrued annual leave or state compensatory time); and
 - (D) if exceptions are reported as prescribed for payroll reporting procedures.

SALARY ADMINISTRATION AND EMPLOYMENT PROVISIONS
(Continued)

Sec. 3.05. Evening, Night, Weekend Shift Pay: Registered Nurses and Licensed Vocational Nurses. A state agency may pay an additional evening shift or night shift differential not to exceed 15 percent of the monthly pay rate to registered nurses or licensed vocational nurses who work the 3:00 p.m. to 11:00 p.m. shift, or its equivalent, or who work the 11:00 p.m. to 7:00 a.m. shift, or its equivalent. An additional weekend shift salary differential not to exceed five percent of the monthly pay rate may be paid to registered nurses and licensed vocational nurses. The weekend shift salary differential may be paid to an eligible individual in addition to the evening shift or night shift salary differential.

Sec. 3.06. Recruitment and Retention Bonuses. A state agency may pay a bonus to an individual as provided by §659.262, Government Code.

Sec. 3.07. Equity Adjustments.

- (a) A state agency may adjust the salary rate of an employee whose position is classified under the position classification plan to any rate within the employee's salary group range as necessary to maintain desirable salary relationships:
 - (1) between and among employees of the agency; or
 - (2) between employees of the agency and employees who hold similar positions in the relevant labor market.
- (b) In determining desirable salary relationships under Subsection (a), a state agency shall consider the education, skills, related work experience, length of service, and job performance of agency employees and similar employees in the relevant labor market.
- (c) A state agency may award an equity adjustment to an employee under this section only if the adjustment does not conflict with other law.
- (d) A state agency shall adopt internal written rules relating to making equity adjustments under this section. The rules shall include procedures under which the agency will review and analyze the salary relationships between agency employees who receive salaries under the same job classification and perform the same type and level of work to determine if inequities exist.

Sec. 3.08. Classification Study on Scheduled Exempt Positions. The State Auditor's Office shall conduct a study (which is similar to the biennial study performed by the Auditor's office on the state's classification plan under Chapter 654, Government Code) that reviews the compensation of exempt positions and executive compensation as provided in Articles I through VIII of the General Appropriations Act. The study should compare exempt positions from different agencies and take into account the size of an agency's annual appropriations, the number of full-time equivalent employees (FTEs) of the agency, market average compensation for similar executive positions, the exempt position salary as compared to classified positions within the agency, and other objective criteria the Auditor's Office deems appropriate. The study shall be submitted to all members of the Legislature and the director of the Legislative Budget Board no later than September 1, 2020.

Sec. 3.09. Method of Salary Payments. All annual salaries appropriated by this Act are for full-time employment unless specifically designated as part-time. This section may not be construed to prevent the chief administrator of an agency from paying less than the maximum salary rate specified in this Act for a position, or the employment of a part-time employee to fill a regular position provided for in this Act, so long as the salary rate for such part-time employee is proportional to the regular rate for full-time employment.

Sec. 3.10. Exception - Contracts Less Than 12 Months. The Texas Juvenile Justice Department, institutions of higher education, the Texas School for the Deaf, and the Texas School for the Blind and Visually Impaired may pay salaries in equal monthly payments for the term of a contract if the term does not exceed twelve months.

Sec. 3.11. Exceptions for Certain Employees. Employees within the Principals, Teachers, Supervisors, and Coaches title at the Texas School for the Blind and Visually Impaired, the Texas School for the Deaf, and Texas Juvenile Justice Department are not subject to the salary administration provisions in Part 3 of this Article.

SALARY ADMINISTRATION AND EMPLOYMENT PROVISIONS
(Continued)

Sec. 3.12. Exceptions for Salary Schedule C.

- (a) Notwithstanding other provisions in this Act, the Department of Public Safety of the State of Texas may pay its employees classified as Corporal I, II, III, IV, or V, Traffic Law Enforcement, at rates that exceed the maximum rates designated in Salary Schedule C by up to \$600 per fiscal year.
- (b)
 - (1) Notwithstanding other provisions in this Act, the Department of Public Safety, Office of the Attorney General, Department of Criminal Justice, Parks and Wildlife Department, and the Alcoholic Beverage Commission of Texas shall pay its employees classified as commissioned peace officers in Salary Schedule C, salary stipends at rates that exceed the maximum rates designated in Salary Schedule C.
 - (2) Salary stipends shall be paid to commissioned peace officers who achieve certain levels of skill or certifications as approved by the departments. Such skills and certifications shall include:
 - (A) Education Level: \$50 per month for an associate degree; \$100 per month for a bachelor degree; and \$150 per month for a masters degree;
 - (B) Commission on Law Enforcement Certification Level: \$50 per month for intermediate; \$100 per month for advanced; and \$150 per month for masters;
 - (C) Bilingual Capabilities: \$50 per month for the ability to speak a language other than English.
 - (3) Commissioned peace officers may receive a stipend for education level or certification level, but not both.
- (c) The Department of Public Safety, Office of the Attorney General, Department of Criminal Justice, Parks and Wildlife Department, and the Alcoholic Beverage Commission of Texas shall work with the Comptroller to establish an efficient salary reporting and payment system.

Sec. 3.13. Matching Retirement and Certain Insurance. In each instance in which an operating fund or account is created and named by statute, the responsible officials of the state may transfer into the operating fund or account sufficient monies from treasury funds, local, institutional, or federal funds to pay proportionally the costs of matching state employees' retirement contributions and the state's share of Old Age and Survivors Insurance.

Part 4. GRANT-MAKING PROVISIONS

Sec. 4.01. Grant Restriction. Funds appropriated by this Act may not be expended for a grant to a law enforcement agency regulated by Chapter 1701, Occupations Code, unless:

- (1) the law enforcement agency requesting the grant is in compliance with all rules developed by the Commission on Law Enforcement; or
- (2) the Commission on Law Enforcement certifies that the requesting agency is in the process of achieving compliance with such rules.

Sec. 4.02. Grants.

- (a) Funds appropriated by this Act for grants of money to be made by state agencies, including the agencies in the legislative branch, are appropriated for the statutory purposes as the grantor agency may specify. A state agency shall distribute grants on a reimbursement or as needed basis unless otherwise provided by statute or otherwise determined by the grantor agency to be necessary for the purposes of the grant.
- (b) Funds appropriated by this Act for grants to be made by a state agency for a particular fiscal year may be distributed in subsequent fiscal years so long as the grant has been awarded and treated as a binding encumbrance by the grantor agency prior to the end of the appropriation year of the funds appropriated for grant purposes. Distribution of the grant funds is subject to §403.071, Government Code.

GRANT-MAKING PROVISIONS (Continued)

Sec. 4.03. Grants for Political Polling Prohibited. None of the funds appropriated by the Act may be granted to or expended by any entity which performs political polling. This prohibition regarding political polling does not apply to a poll conducted by an academic institution as a part of the institution's academic mission that is not conducted for the benefit of a particular candidate or party.

Sec. 4.04. Limitation on Grants to Units of Local Government.

- (a) The funds appropriated by this Act may not be expended in the form of a grant to, or a contract with, a unit of local government unless the terms of the grant or contract require that the funds received under the grant or contract will be expended subject to limitations and reporting requirements similar to those provided by:
 - (1) Parts 2, 3, and 5 of this Article (except there is no requirement for increased salaries for local government employees);
 - (2) §§556.004, 556.005, and 556.006, Government Code; and
 - (3) §§2113.012 and 2113.101, Government Code.
- (b) In this section, "unit of local government" means:
 - (1) a council of governments, a regional planning commission, or a similar regional planning agency created under Chapter 391, Local Government Code;
 - (2) a local workforce development board; or
 - (3) a community center as defined by Health and Safety Code, §534.001(b).

Part 5. TRAVEL REGULATIONS

Sec. 5.01. Travel Definitions. The definitions established by §660.002, Government Code, apply to Part 5 of this Article, unless another meaning is clearly provided. In Part 5 of this Article:

- (1) "Council of governments" includes:
 - (A) a council of governments created under Chapter 391, Local Government Code;
 - (B) a regional planning commission created under Chapter 391, Local Government Code; or
 - (C) a regional planning agency created under Chapter 391, Local Government Code.
- (2) "State agency" includes the entities within the definition of §660.002(19), Government Code, that use funds appropriated by this Act to pay for the transportation, meals, lodging, or other travel expenses of its employees.

Sec. 5.02. General Travel Provisions. The funds appropriated by this Act to a state agency for the payment of transportation, meals, lodging, or incidental expenses indicates the maximum amount that may be expended by the agency. The funds appropriated by this Act may not be expended for those expenses unless the travel and the resulting requests for payment or reimbursement comply with the conditions and limitations in this Act, Chapter 660, Government Code, and the Comptroller's Rules.

Sec. 5.03. Transportation Expenses in Personally Owned or Leased Motor Vehicles. For a state employee's use of a personally owned or leased motor vehicle, the mileage reimbursement rate for travel equals the maximum fixed mileage allowance specified in the revenue rulings issued by the Internal Revenue Service under the federal income tax regulations as announced by the Comptroller.

Sec. 5.04. Transportation in Personally Owned or Leased Aircraft. The rate of reimbursement to be paid to a state employee, key official, member of a board, commission, or a member of the Legislature for travel in the person's personally owned or leased aircraft, either within or without the boundaries of this state, is the maximum fixed mileage allowance specified in the revenue rulings issued by the Internal Revenue Service under the federal income tax regulations or alternatively as determined by the Comptroller the rates issued by the United States General Services Administration as announced by the Comptroller.

TRAVEL REGULATIONS
(Continued)

Sec. 5.05. Travel Meals and Lodging Expenses.

- (a) (1) A state employee who travels within the continental United States shall be reimbursed for the actual cost of lodging and meals. However, the reimbursements may not exceed the maximum meals and lodging rates based on the federal travel regulations issued by the United States General Services Administration.
- (2) Notwithstanding the limit established by Subsection (a)(1), the chief administrator of a state agency or designee of the chief administrator of a state agency may determine that local conditions necessitate a change in the lodging rate for a particular location and establish a higher rate.
- (b) At the discretion of each chief administrator of a state agency, a state employee whose duties require the employee to travel outside the employee's designated headquarters without an overnight stay away from the employee's headquarters may be reimbursed for the actual cost of the employee's meals not to exceed \$36.
- (c) A state employee may receive reimbursements for the employee's actual expenses for meals and lodging when traveling outside the continental United States.
- (d) A state agency or institution may reimburse a state employee for a meal expense the employee incurs while traveling outside the employee's designated headquarters for less than six consecutive hours if the reimbursement:
 - (1) receives the written approval by the chief administrator of the state agency or institution;
 - (2) meets the rules adopted by the Comptroller regarding reimbursement for traveling outside the employee's designated headquarters for less than six consecutive hours; and
 - (3) complies with §660.206, Government Code.

Sec. 5.06. Special Provisions Regarding Travel Expenses. Reimbursement for meals and lodging as authorized by Subchapter H, Chapter 660, Government Code, on an "actual expenses" or "actual amount of" basis may not exceed twice the maximum rates specified in §5.05 of this Article.

Sec. 5.07. Travel and Per Diem of Board or Commission Members.

- (a) As authorized by §659.032, Government Code, the per diem of state board and commission members consists of:
 - (1) compensatory per diem, if specifically authorized by law, at \$30 per day; and
 - (2) at the rates provided by this Act for state employees, expense per diem, which includes:
 - (A) reimbursement of actual expenses for meals, at the rates provided by this Act for state employees;
 - (B) lodging at the rates provided by this Act for state employees;
 - (C) transportation at the rates provided by this Act for state employees; and
 - (D) incidental expenses.
- (b) If a law authorizes per diem for members of a particular state board or commission, but does not specify the amount of the per diem, then the amount of the per diem is the amount provided by Subsection (a).
- (c) A full-time employee paid from funds appropriated by this Act may not be paid both a salary and compensatory per diem for concurrent service as a state employee and as a board or commission member.

Sec. 5.08. Travel of Advisory Committee Members.

- (a) For the purpose of this section, the term "advisory committee" has the meaning assigned by §2110.001, Government Code.

TRAVEL REGULATIONS (Continued)

- (b) In addition to the limits placed on reimbursement of advisory committee member expenses by this section and to the extent not otherwise limited by this Act or other law, a member of a state agency advisory committee may be reimbursed, at the rates specified in this Act for a state employee, for actual expenses for meals, lodging, transportation, and incidental expenses.
- (c) The funds appropriated by this Act may not be expended to reimburse a member of a state agency advisory committee for expenses associated with conducting committee business, including travel expenses, unless the expenditures for an advisory committee are within the limits provided by this section and other law and are specifically authorized by this Act.
- (d) The limitations provided by this section do not apply to an advisory committee established by the governing board of a retirement system trust fund.
- (e) The limitations provided by this section apply only to an advisory committee that is subject to Chapter 2110, Government Code.

Part 6. GENERAL LIMITATIONS ON EXPENDITURES

Sec. 6.01. Unexpended Balance.

- (a) In this Act "unexpended balance" or the abbreviation "UB" means the unobligated balance remaining in an appropriation, i.e., only that part of an appropriation, if any, that has not been set apart by the incurring of an obligation, commitment, or indebtedness by the state agency authorized to spend the appropriation. A reference in this Act to "unexpended balance" or "UB" is a reference to the unobligated balance of an amount appropriated by this Act for the fiscal year ending August 31, 2020, unless another meaning is clearly indicated.
- (b) For any estimated UB appropriated by this Act, should the actual amount of the UB be different than the estimate identified in this Act, the appropriation is adjusted to equal the actual UB, subject to any other restrictions to that appropriation made elsewhere in this Act.

Sec. 6.02. Interpretation of Estimates. In the event the amounts of federal funds, local funds, or funds other than appropriations from the General Revenue Fund, have been estimated in this Act in sums greater than are actually received by the respective agencies of the state, this Act may not be construed as appropriating additional funds from General Revenue to make up such differences. Wherever the language of this Act appropriates federal funds, local funds, or funds other than appropriations from the General Revenue Fund but uses an estimated amount to inform the Legislature and the public, the estimated figure is not to be construed as a limitation on the amount appropriated.

Sec. 6.03. Excess Obligations Prohibited.

- (a) An agency specified in this Act may not incur an obligation in excess of the amounts appropriated to it for the respective objects or purposes named.
- (b) As a specific exception to Subsection (a) the Comptroller of Public Accounts may determine that a proposed installment purchase arrangement is cost effective and certify this finding in response to an agency request.
- (c) A determination made by the Comptroller of Public Accounts under Subsection (b) may be made for obligations incurred for the purchase or lease of automated information system equipment only if the agency has on file with the Legislative Budget Board a Biennial Operating Plan, including any amendments to the Biennial Operating Plan, and the plan has been approved by the Legislative Budget Board.
- (d) If this section is violated, the State Auditor shall certify the fact of the violation and the amount of over-obligation to the Comptroller, and the Comptroller shall deduct an amount equivalent to the over-obligation from the salary or other compensation due the responsible disbursing or requisitioning officer or employee, and apply the amount to the payment of the obligation.
- (e) This provision is specified pursuant to §10, Article XVI, Texas Constitution.

GENERAL LIMITATIONS ON EXPENDITURES
(Continued)

Sec. 6.04. Interpretation of Legislative Intent. Funds appropriated by this Act shall be expended, as nearly as practicable, for the purposes for which appropriated. In the event an agency cannot determine legislative purpose from the pattern of appropriations, the agency shall seek to determine that purpose from the proceedings of the legislative committees responsible for proposing appropriations for this state.

Sec. 6.05. Comptroller's Duty to Pay. The Comptroller may not refuse to pass for payment a legal claim, factually justified, for which a valid appropriation has been made.

Sec. 6.06. Last Quarter Expenditures.

- (a) A state agency or other governmental unit using funds appropriated by this Act may not expend during the last quarter of a fiscal year more than one-third of the funds appropriated for that fiscal year.
- (b) Specifically exempted from Subsection (a) are:
 - (1) expenditures contracted for in previous quarters;
 - (2) funds required by statute, rule or regulation to be expended on a different time frame;
 - (3) seasonal employment of personnel;
 - (4) construction contracts;
 - (5) contracts dealing with purchases of food, medicines, or drugs;
 - (6) expenditures related to the Children with Special Health Care Needs program operated by the Department of State Health Services; and
 - (7) expenditures occasioned by disaster or other Act of God.
- (c) The funds exempted, under Subsection (b) may not be considered in the computation of the total funds appropriated in a fiscal year for the purpose of applying Subsection (a).

Sec. 6.07. Employee Benefit and Debt Service Items.

- (a) Funds appropriated in the various Articles of this Act for Retirement and Group Insurance, Social Security and Benefit Replacement Pay, Texas Public Finance Authority-G.O. Bond Debt Service Payments, and Lease-Payments to the Texas Public Finance Authority may be transferred between Articles to a like appropriation item without limitation as to the amount of such transfer.
- (b) An agency to which an appropriation listed under Subsection (a) is made may pool such appropriations, made in the various Articles for a common purpose, into a single cost pool for the purpose of administering the appropriation.

Sec. 6.08. Benefits Paid Proportional by Method of Finance.

- (a) Unless otherwise provided, in order to maximize balances in the General Revenue Fund, payment for benefits paid from appropriated funds, including "local funds" and "education and general funds" as defined in §51.009 (a) and (c), Education Code, shall be proportional to the method of finance except for public and community junior colleges. Any financing sources subject to restrictions that prevent their expenditure on salaries and wages, as directed by legislative intent or established in policies by the Comptroller governing the calculation of benefits proportionality by method of finance, shall not be subject to this proportional requirement.
- (b) Funds not subject to this proportionality requirement may include, but are not limited to certain: appropriations for capital purposes, appropriations with salary restrictions, deficiency grant appropriations, emergency appropriations, or statutorily restricted funds

GENERAL LIMITATIONS ON EXPENDITURES
(Continued)

that restrict or limit the use of funds to certain programs. The Comptroller shall make the final determination on the exclusion of funds from this proportionality requirement in conjunction with the policies developed under subsection (f) of this section.

- (c) For institutions of higher education, in determining the proportional allocation between the General Revenue Fund and other appropriated funds, an adjustment for local funds benefits shall be made to equitably distribute costs between General Revenue and other appropriated funds.
- (d) If the Comptroller determines that achieving employee benefits proportionality at the time the benefits payment is made would be impractical or inefficient, then the General Revenue Fund shall be reimbursed for any such payment made out of the General Revenue Fund.
- (e) For purposes of this Act, a public community or junior college may expend funds appropriated for employee benefit costs for any employee if the employee is: (1) otherwise eligible to participate in the group benefits program; and (2) an instructional or administrative employee whose salary may be fully paid from funds appropriated under the General Appropriations Act, regardless of whether the salary is actually paid from appropriated funds.
- (f) The Comptroller, after consulting with the Legislative Budget Board and the State Auditor's Office, shall develop and maintain policies to provide for the administration of this section.
- (g) Each agency or institution of higher education (excluding a community or junior college) having General Revenue Fund appropriations and other sources of financing shall file with the Comptroller and the State Auditor a report demonstrating proportionality. The report shall be filed before November 20 following the close of the fiscal year for the salaries, wages, and benefits of the preceding year which ended August 31. The report shall be in a format prescribed by the Comptroller in collaboration with the Legislative Budget Board and the State Auditor's Office.
- (h) State Auditor shall at least biennially review agency and institution compliance with the requirements of this section if the agency or institution (excluding a community or junior college) receives funds appropriated under this Act. Subject to a risk assessment, the State Auditor shall audit the expenditure transfers and payments for benefits by an agency or institution. The State Auditor shall send the audit report to the Comptroller and the Legislative Budget Board upon completion of the audit, along with any recommendations for changes or refunds. The Comptroller, on receipt of notification from the State Auditor of amounts disproportionately paid from General Revenue Fund appropriations, shall reduce current year General Revenue Fund appropriations of the agency or institution until such time as such amounts are repaid from sources other than the General Revenue Fund.
- (i) Should cash balances in appropriated funds prohibit an account or fund from absorbing additional expense related to proportionality requirements, an agency or institution may be allowed to adjust benefit expenses accordingly. An agency or institution must notify the Comptroller and Legislative Budget Board of any requested adjustment. The Comptroller shall make the final determination on the allowance of any benefit expense adjustment but shall ensure General Revenue is reimbursed to the maximum extent possible.
- (j) For institutions of higher education, excluding public community or junior colleges, funds appropriated by this Act may not be expended for employee benefit costs, or other indirect costs, associated with the payment of salaries or wages, if the salaries and wages are paid from funds not appropriated by this Act.

Sec. 6.09. Appropriations from Special Funds. Notwithstanding other provisions of this Act, appropriation amounts from special funds or special or dedicated accounts in the General Revenue Fund (as those terms are defined by §403.001, Government Code) are specifically limited to amounts not to exceed the actual balances and revenues available to each such fund or account.

Sec. 6.10. Limitation on State Employment Levels.

- (a) (1) A state agency or institution of higher education may not use funds appropriated by this Act to pay all or part of the salaries or benefits of a number of employees which would cause the number of full-time equivalent employees (FTEs) paid from funds appropriated by this Act by the state agency or institution of higher education for a fiscal quarter to

GENERAL LIMITATIONS ON EXPENDITURES
(Continued)

exceed the figure indicated by this Act for that state agency or institution without reporting that use of funds to the Governor and the Legislative Budget Board at a time not later than the last day of the first month following each quarter of the fiscal year.

- (2) A state agency or institution of higher education may not expend funds appropriated by this Act to pay all or part of the salaries or benefits of a number of employees which would cause the number of full-time equivalent employees (FTEs) paid from funds appropriated by this Act by the state agency or institution of higher education for a fiscal quarter to exceed the lesser of either:
 - (A) one hundred and ten percent (110%) of the FTE figure indicated by this Act for that state agency or institution; or
 - (B) one hundred percent (100%) of the figure indicated by this Act for that state agency or institution plus fifty (50) FTEs.

- (b) A report by a state agency or institution of higher education of exceeding the FTE limitations established by subsection (a)(1) must be submitted by the governing board of the state agency or institution of higher education (if the agency has a governing board) or by the chief administrative officer (if the agency does not have a governing board or the governing board has not met) and must include at a minimum:
 - (1) the date on which the board (if the agency has a governing board) or by the chief administrative officer (if the agency does not have a governing board or the governing board has not met) approved the report;
 - (2) a statement justifying the need to exceed or reduce the limitation;
 - (3) the source of funds to be used to pay any additional salaries; and
 - (4) an explanation as to why the functions of any proposed additional FTEs cannot be performed within current staffing levels.

- (c) For the purpose of Subsections (a) and (b), the number of FTEs employed by a state agency (not including the Texas Historical Commission, an institution of higher education or an affiliated entity, the State Preservation Board, Parks and Wildlife Department, Texas School for the Blind and Visually Impaired, Texas School for the Deaf, and Texas Commission on Environmental Quality) for a fiscal quarter:
 - (1) shall be determined in accordance with the report filed pursuant to § 2052.103, Government Code;
 - (2) shall include only employees paid with funds appropriated through this Act;
 - (3) shall not include overtime hours; and
 - (4) shall include a position filled by temporary or contract workers for more than half of the work days of the year preceding the final day of the reporting period. Temporary or contract workers shall include workers employed under contract to fill specific positions customarily filled by state employees. The State Auditor may provide interpretations of this provision.

- (d) For the purpose of Subsections (a) and (b), the number of FTEs employed by the Texas Historical Commission, State Preservation Board, Texas Commission on Environmental Quality, the Parks and Wildlife Department, the Texas School for the Blind and Visually Impaired, the Texas School for the Deaf, or an institution of higher education or an affiliated entity, for a fiscal year:
 - (1) shall be determined in accordance with the reports filed pursuant to §2052.103, Government Code;
 - (2) shall be an average of the four reports filed for that fiscal year;
 - (3) shall include only employees paid with funds appropriated through this Act;
 - (4) shall not include overtime hours; and

GENERAL LIMITATIONS ON EXPENDITURES
(Continued)

- (5) shall include a position filled by temporary or contract workers for more than half of the work days of the year preceding the final day of the reporting period. Temporary or contract workers shall include workers employed under contract to fill specific positions customarily filled by state employees. The State Auditor may provide interpretations of this provision.
- (e) This section shall not apply to appropriations made by this Act to the:
- (1) Office of the Governor; or
 - (2) Comptroller.
- (f) The limitations on FTEs under this section do not apply to a state agency or institution in instances of employment, including employment of temporary or contract workers, directly associated with events declared disasters by the Governor. Each state agency or institution shall annually notify the State Auditor, Comptroller, Legislative Budget Board, and Governor of FTEs exempted under this section.
- (g) (1) The limitations on FTEs under this section do not apply to a state agency or institution in an instance of employment for a project, including employment of a temporary or contract worker, if the FTEs associated with that project are not included in the number of FTEs allowed in the agency's bill pattern and the employees are associated with:
- (A) implementation of a new, unanticipated project that is 100 percent federally funded; or
 - (B) the unanticipated expansion of an existing project that is 100 percent federally funded.
- (2) With regard to the exemption from the FTE limitations provided by this Subsection (g), a state agency or institution is exempt from the FTE limitations only for the duration of the federal funding for the employment related to the project and all salaries, benefits, and other expenses incurred related to employment must be paid from federal funds.
- (3) This Subsection (g) does not exempt any employees associated with existing projects that are 100 percent federally funded and included in the number of FTEs allowed in the agency's bill pattern.
- (4) Each state agency or institution shall notify the State Auditor, Comptroller, Legislative Budget Board, and Governor of FTEs exempted under this Subsection (g).
- (h) If a program is transferred from a state agency or institution of higher education, then at any time during the biennium, the Legislative Budget Board and the Governor may agree to reduce the number of FTEs paid from funds appropriated by this Act by the state agency or institution of higher education for one or more fiscal quarters to a figure below that indicated by this Act for that agency or institution.
- (i) The limitations on FTEs under this section do not apply to a state agency or institution of higher education in an instance of:
- (1) employment of a temporary or contract worker, including the employment of a worker as an intern; or
 - (2) employment of a worker who is paid from appropriations of gifts and grants under Section 8.01 of this Article.
- (j) The requirements of reporting under this section do not apply to a state agency or an institution of higher education with fewer than 50 FTEs allowed in the agency's or institution's bill pattern.

Sec. 6.11. Purchases of Postage.

- (a) If the expenditures for postage by an agency, other than the Legislature or an institution of higher education, exceed \$4,000 for a fiscal year, the agency shall purchase postage only in accordance with §2113.103(c), Government Code.

GENERAL LIMITATIONS ON EXPENDITURES
(Continued)

- (b) The amount received by an agency as a refund of postage used by the agency shall be deposited in the fund to the credit of the appropriation from which postage for the agency is paid and is appropriated to the agency for postage use.

Sec. 6.12. Expenditures for State-Federal Relations.

- (a) Funds appropriated by this Act may not be spent by a state agency to carry on functions for which funds have been appropriated to the Office of State-Federal Relations to perform except when an interagency contract has been executed between the Office of State-Federal Relations and the state agency.
- (b) Prior to travel to the Washington, D.C. area, including any trip with a destination to the Reagan-National, Dulles, or Baltimore Washington International airports, state agency personnel shall inform the Office of State-Federal Relations regarding:
 - (1) the timing of the trip;
 - (2) the purpose of the trip; and
 - (3) the name of a contact person for additional information.
- (c) Under Subsection (b) the term "travel" is limited to only activities:
 - (1) involving obtaining or spending federal funds; or
 - (2) impacting federal policies.

Sec. 6.13. Performance Standards.

- (a) It is the intent of the Legislature that appropriations made by this Act be utilized in the most efficient and effective manner possible to achieve the intended mission of each state agency and institution. In order to achieve the objectives and service standards established by this Act, agencies and institutions shall make every effort to attain the designated key performance target levels associated with each item of appropriation.
- (b) To support and encourage the achievement and maintenance of these appropriated annual performance levels, continued expenditure of any appropriations in this Act shall be contingent upon compliance with the following provisions:
 - (1) Agencies and institutions, in coordination with the Legislative Budget Board, shall establish performance milestones for achieving targets within each annual budget and performance period; time frames for these milestones and the related performance reporting schedule shall be under guidelines developed and maintained by the Legislative Budget Board.
 - (2) Agencies and institutions shall provide testimony as to the reasons for any performance variances to the Senate Finance Committee and the House Appropriations Committee, as determined to be necessary by those committees; assessments of agency and institution performance shall be provided to the committees under guidelines and procedures developed and maintained by the Legislative Budget Board.

Sec. 6.14. Bookkeeping Entries. Should clerical or bookkeeping errors result in any monies being expended, transferred, or deposited into incorrect funds in or with the state treasury or any monies being cleared from a trust and suspense fund to other than the proper fund, such erroneously expended, transferred, deposited, or cleared monies may be transferred to the correct funds or accounts or trust and suspense account within the state treasury on request of the administering department with the concurrence of the Comptroller, and so much as is necessary for said transfer is appropriated.

Sec. 6.15. Accounting for State Expenditures.

- (a) Notwithstanding the various patterns of appropriation established in this Act, the Comptroller shall account for the expenditure of funds appropriated by this Act in a manner that allows for the reporting of expenditures attributable to each strategy in each agency's respective Strategic Planning and Budget Structure as approved by the Governor and the Legislative Budget Board.

GENERAL LIMITATIONS ON EXPENDITURES
(Continued)

The information shall be recorded and maintained systematically in the state accounting system in a manner that provides for the integration of the state's budget data and the state's accounting data and to facilitate the state's budget development process.

- (b) This section does not require the deposit into and subsequent disbursement of funds from the state treasury that relate to Texas Public Education Grants, or "local funds" defined in §51.009, Education Code, except for tuition and lab fees.

Sec. 6.16. Fee Increase Notification. None of the funds appropriated by this Act may be expended by an agency which increases the rate of a fee assessed by that agency unless the agency provides a notice to the payer of the fee that the fee rate was set by the agency or its governing board and not mandated by the Legislature.

Sec. 6.17. Consolidated Funds. Contingent on the enactment of legislation relating to the dedication of funds, the Comptroller, on approval of the Legislative Budget Board, may change an applicable agency's method of financing source name as provided in this Act to reflect changes made by the other legislation that affects the status of the funding source. No change in the amount of the appropriation would be affected by this change.

Sec. 6.18. Demographic and Statistical Studies. Before expending funds appropriated by the Act for the purpose of contracting for a consultant or other private assistance in performing a study required by the Legislature that includes statistical or demographic analysis of data, the agency conducting the study shall determine if the resources of the Texas Legislative Council or the Office of the State Demographer and the Texas Demographic Center (previously known as the Texas State Data Center) located at The University of Texas at San Antonio are available to assist the agency in designing or conducting that component of the study.

Sec. 6.19. Cost Allocations. For the purpose of more effective and efficient identification and allocation of costs, and to effect timely payments to employees and vendors, agencies may temporarily charge salary and/or operating costs to appropriations most applicable for the expense being incurred. Upon receipt of more specific information such as personnel-time allocation information for payrolls, or allocation of office supplies or other goods and services, agencies may reimburse the original paying appropriations by transfer from the appropriation to which the expenditure should have been charged. Such transfers must be accomplished within twelve months in a manner which records appropriate expenditures to the borrowing appropriation and negative expenditures to the lending appropriation. These transfers may be in summary amounts in a manner approved by the Comptroller. Each agency must maintain adequate detailed records to support summary transfer amounts.

Sec. 6.20. Use of Appropriations to Contract for Audits.

- (a) Notwithstanding any other law, or other sections of this Act, none of the funds appropriated in this Act shall be used by the agencies or institutions of higher education to enter into a contract with an independent audit entity for audit services, except as specified by this section.
- (b) An agency or institution appropriated funds in this Act may use funds appropriated in this Act to:
 - (1) enter into an interagency contract with the State Auditor's Office (SAO) for the SAO to provide audit services to the agency or institution. At the discretion of the State Auditor and the Legislative Audit Committee, the SAO may conduct the audit or the SAO may enter into a contract with an independent audit entity to conduct the audit; or
 - (2) enter into a contract with an independent audit entity for the provision of audit services pursuant to §321.020, Government Code, if:
 - (A) the SAO has reviewed the scope of the proposed audit and has issued a written approval for the scope of the proposed audit, and
 - (B) the SAO has delegated the authority to enter into the proposed audit to the agency or institution, in the event the agency or institution does not have a specific statutory delegation of authority to enter into a contract for audit services.

GENERAL LIMITATIONS ON EXPENDITURES
(Continued)

Sec. 6.21. Limitations on Use of Appropriated Funds. Funds appropriated by this Act, other than those appropriated to an institution of higher education, may be expended only for items set out in the expenditure classifications of the Comptroller's Manual of Accounts insofar that an agency expending the appropriated funds has existing statutory authority for making the expenditures and the expenditures are not otherwise limited or prohibited in this Act or by other law.

Sec. 6.22. Informational Items. Object of expense (OOE) listings contained in this Act, and other informational listings are not appropriations, and are merely informational listings that are intended to qualify or direct the use of funds appropriated in agency strategies, or are incidental to the appropriation made in the agency strategies.

Sec. 6.23. Appropriations from State Tax Revenue. The appropriations from state tax revenue not dedicated by the Constitution for the 2020-21 biennium shall not exceed the Texas Constitution's Article VIII, §22 limit established by the Legislative Budget Board pursuant to §316.002, Government Code. The limit on appropriations that can be made for the 2020-21 biennium is subject to adjustments resulting from revenue forecast revisions or subsequent appropriations certified by the Comptroller to the 2018-19 biennial appropriations from state tax revenue not dedicated by the Constitution. The Comptroller may adjust the composition of fund and account balances without any net change in balances or change in appropriations so as to ensure compliance with the limit set forth in Article VIII, §22 Texas Constitution.

Sec. 6.24. Notification Requirement for Certain RESTORE Act Funds.

- (a) Any agency that intends to expend at least \$1 million for a project or program using funds related to the RESTORE Act Direct Component shall notify the Legislative Budget Board in a timely manner prior to making any such expenditure. The notification shall include information describing the project or program and its cost.
- (b) Funds related to the National Fish and Wildlife Foundation or Natural Resource Damage Assessment are not subject to this rider.

Sec. 6.25. Limitation on Abortion Funding. To the extent allowed by federal and state law, money appropriated by this Act may not be distributed to any individual or entity that, during the period for which funds under this Act are appropriated:

- (1) Performs an abortion procedure that is not reimbursable under the state's Medicaid program;
- (2) Is commonly owned, managed, or controlled by an entity that performs an abortion procedure that is not reimbursable under the states' Medicaid program; or
- (3) Is a franchise or affiliate of an entity that performs an abortion procedure that is not reimbursable under the state's Medicaid program.

This provision does not apply to a hospital licensed under Chapter 241, Health & Safety Code, or an office exempt under Section 245.004(2), Health and Safety Code.

Part 7. REPORTING REQUIREMENTS

Sec. 7.01. Budgeting and Reporting.

- (a) As a limitation and restriction upon appropriations made by this Act, agencies and institutions of higher education appropriated funds by this Act may expend appropriated funds only if there is compliance with the following provisions:
 - (1) On or before December 1 of each year, an itemized budget covering the operation of that fiscal year shall be filed with the Governor, the Legislative Budget Board, and the Legislative Reference Library in the format prescribed jointly by the Legislative Budget Board and the Governor.
 - (2) All subsequent amendments to the original budget shall be filed with the Governor and the Legislative Budget Board within 30 days of approval of such amendments unless such reporting requirement is waived.

REPORTING REQUIREMENTS (Continued)

- (3) Under guidelines developed by the Legislative Budget Board, each agency shall file a report with the Legislative Budget Board, the Governor, the Legislative Reference Library, the state publications clearinghouse of the Texas State Library, State Auditor's Office, and the appropriate substantive committees of the House and Senate. The report shall analyze the agency's performance relative to the attainment of stated outcome, output and efficiency targets of each funded goal and strategy. The report shall be submitted at such intervals required by the Legislative Budget Board. The report shall contain a comparison of actual performance for the reporting period with targeted performance based on the level of funding appropriated. In developing guidelines for the submission of agency performance reports, the Legislative Budget Board (in consultation with the Governor) shall:
 - (A) specify the measures to be reported including the key performance measures established in this Act;
 - (B) approve the definitions of measures reported; and
 - (C) establish standards for and the reporting of variances between actual and targeted performance levels.
 - (4) The Legislative Budget Board (in consultation with the Governor) may adjust projected performance target levels, develop new measures, modify or omit existing measures and measure definitions, and/or transfer measures between agencies, goals or strategies to reflect appropriation changes made by riders or other legislation subsequent to passage of this Act, invocation of budget execution authority by the Governor and the Legislative Budget Board, or as unforeseen circumstances may warrant during the biennium.
 - (5) To ensure that the Program and Cost Accounting functions of the Uniform Statewide Accounting System (USAS) are maximized, it is the intent of the Legislature that the Legislative Budget Board and the Governor:
 - (A) determine the agencies, institutions, goals, strategies or other reporting units for which cost accounting data is required;
 - (B) approve the basis for calculating and allocating costs to selected functions, tasks or measures;
 - (C) determine the frequency of reporting cost accounting data needed; and
 - (D) provide for the integration of cost accounting data into the budget development and oversight process.
 - (6) The determinations to be made should be based upon due consideration of the relative benefits and cost-effectiveness of applying cost accounting requirements to a given state operation.
- (b) It is further the intent of the Legislature that the Comptroller develop and provide USAS training modules and support for state agencies and institutions to activate the cost accounting requirements addressed above.

Sec. 7.02. Annual Reports and Inventories.

- (a) None of the funds appropriated by this Act may be expended after November 20th following the close of the fiscal year unless an annual financial report has been filed by the executive head of each agency specified in this Act in accordance with Chapter 2101, Government Code.
- (b) The Comptroller shall withhold any appropriations for expense reimbursements for the heads of agencies or any employees of such agencies until delinquent reports have been filed with the Comptroller.
- (c) "Heads of agencies" as used in this section mean the elected and appointed officials, members of commissions, boards, etc., and the chief administrative officer of such department, board, commission, bureau, office, or agency of the state for which appropriations are made in this Act.

REPORTING REQUIREMENTS (Continued)

Sec. 7.03. Notification to Members of the Legislature.

- (a) An agency may not use funds appropriated by this Act to close an agency's field office unless the agency provides notification to affected members of the Legislature prior to the public announcement of the closing of the field office.
- (b) It is the intent of the Legislature that at the time of announcing information to the news media concerning a matter of public safety, a state agency that receives funds appropriated under this Act shall use those funds to make a reasonable attempt to contact each member of the Legislature whose district could be affected by the content of the press release and disclose to the member the content of the press release.

Sec. 7.04. Contract Notification: Amounts Greater than \$50,000.

- (a) In this section "contract" includes a contract, grant, or agreement, including a revenue generating contract, an interagency or interlocal grant or agreement, purchase order or other written expression of terms of agreement or an amendment, modification, renewal, or extension of such for the purchase or sale of goods or services that was entered into or paid for, either in whole or in part, by a state agency or institution of higher education.
- (b) In this section "contract" does not include a contract with a value of less than or equal to \$50,000.
- (c) In this section "contract" includes an amendment, modification, renewal or extension which increases a contract's value from a value less than or equal to \$50,000 to a value greater than \$50,000.
- (d) Before the 30th calendar day after awarding a contract or granting an amendment, modification, renewal, or extension, a state agency or institution of higher education shall report to the Legislative Budget Board in the manner prescribed by Legislative Budget Board all contracts, amendments, modifications, renewals, and extensions to which the agency or institution was a party.
- (e) A state agency or institution of higher education receiving an appropriation under this Act shall report a contract pursuant to this section without regard to source of funds or method of finance associated with the expenditure, including a contract for which only non-appropriated funds will be expended.
- (f) The Legislative Budget Board may conduct reviews of contracts required to be submitted under this section 7.04 and valued at \$1,000,000 or more. If a contract reported under this section is found to violate:
 - (1) State of Texas Procurement and Contract Management Guide; or
 - (2) Any applicable statutes, rules, policies and procedures related to the procurement and contracting of goods and services, including compliance with conflict of interest disclosure requirements;

The Director of the Legislative Budget Board may provide written notification to the comptroller, the governor, and/or the Legislative Budget Board detailing the requirements of this section that the agency did not meet and any recommendations to address identified risks related to the procurement or contract. The recommendations may include enhanced monitoring by Legislative Budget Board staff; auditing by the State Auditor's Office; required agency consultation with the Quality Assurance Team and/or Contract Advisory Team; or contract cancellation.

- (g) For contracts with an initial award value greater than \$1 million, a state agency or institution of higher education shall provide notice of a contract for services for which the expected total value of the contract subsequent to amendment or renewal exceeds the total value of the initial contract award by 10 percent or more, in accordance with procedures established by the Legislative Budget Board, to:

REPORTING REQUIREMENTS
(Continued)

- (1) the governor;
 - (2) the lieutenant governor; and
 - (3) the speaker of the house of representatives.
- (h) A state agency or institution of higher education must provide the notice required under Subsection (g) not later than the 30th day after the date of the disclosure or discovery that the expected total value of the contract subsequent to amendment or renewal exceeds the total value of the initial contract award by 10 percent. The notice must include:
- (1) the amount of the cost increase;
 - (2) the reason for the cost increase; and
 - (3) any opportunity the state agency had to lessen the cost or to purchase the service from another vendor after the first dollar of the increased cost was discovered or disclosed to the agency or institution.
- (i) The Legislative Budget Board shall establish the procedures for the notice required by Subsections (g) or (h).

Sec. 7.05. Reports and References.

- (a) All references in this Act to the "Governor" and "Office of the Governor" are changed to "the Governor's Office."
- (b) A state agency or institution shall submit to the Governor's Office all reports, approval processes, notifications, filings, documentation of expenditures, plans, addendums, or updates submitted to the Legislative Budget Board, under provisions contained in this Act.

Sec. 7.06. Internal Assessments on Utilization of Historically Underutilized Businesses. Out of funds appropriated in this Act to each state agency and institution, before December 1, 2019, each agency and institution shall submit to the Comptroller and Legislative Budget Board an internal assessment evaluating the agency's or institution's efforts during the previous two fiscal years in increasing the participation of historically underutilized businesses (HUBs) in purchasing and public works contracting. The Comptroller or Legislative Budget Board may evaluate information provided in the internal assessments to determine the agency's or institution's good faith efforts towards increasing the use of HUBs in purchasing and contracting for goods and services in accordance with Chapter 2161, Government Code and 34 Texas Administrative Code, Chapter 20, Subchapter B.

Sec. 7.07. Historically Underutilized Business Policy Compliance.

- (a) (1) Before December 1, 2019, each agency or institution shall submit a report demonstrating to the Legislative Budget Board and Comptroller compliance and a plan for maintaining future compliance with Government Code, §2161.123 and that it will make good faith efforts to meet its goals established under Government Code, §2161.123 (d)(5) for increasing the agency's or institution's use of historically underutilized businesses (HUBs) in purchasing and public works contracting.
- (2) The State Auditor's Office (SAO) shall audit compliance with HUB provisions at least once per biennium. The SAO shall select entities for audit based on a risk assessment performed by the SAO. The SAO should make recommendations to the entities audited. Copies of the audit report shall be submitted to the Legislative Budget Board and Comptroller.
- (3) In demonstrating to the Legislative Budget Board and Comptroller that the agency or institution is compliant and will in the future maintain compliance or become compliant with Government Code, §2161.123 and that it will make good faith efforts to meet the agency's or institution's HUB purchasing and contracting goals, the agency or institution shall submit a plan addressing:
 - (A) Statistical disparities by race, ethnicity and gender classification in current HUB utilization, particularly in prime contracting;

REPORTING REQUIREMENTS (Continued)

- (B) Statistical disparities by race, ethnicity and gender classification in the private marketplace, particularly in the area of utilization of women- and minority-owned firms in commercial construction;
 - (C) Statistical disparities in firm earnings by race, ethnicity and gender classification;
 - (D) Anecdotal testimony of disparate treatment as presented by business owners in interviews, surveys, public hearings and focus groups;
 - (E) Details of the agency's outreach plan; and
 - (F) Proper staffing of the agency's HUB department.
- (b) Upon being identified as lacking in compliance with HUB provisions by the SAO or at the request of the Legislative Budget Board, a state agency or institution shall also provide quarterly reports to the Legislative Budget Board and Comptroller on the status of implementation of the plan described under Subsection (a) of this section.

Sec. 7.08. Reporting of Historically Underutilized Business (HUB) Key Measures. In accordance with Government Code §2161.127 relating to the reporting of HUB key performance measures, the Legislative Budget Board reports information provided by agencies and institutions of higher education in the legislative appropriations requests on the LBB website, which can be found at <http://www.lbb.state.tx.us/Bill86/Art9HUBKeyMeasures.pdf>.

Sec. 7.09. Fraud Reporting. A state agency or institution of higher education appropriated funds by this Act, shall use appropriated funds to assist with the detection and reporting of fraud involving state funds by:

- (1) providing information on the home page of the entity's website on how to report suspected fraud, waste, and abuse involving state resources directly to the State Auditor's Office. This shall include, at a minimum, the State Auditor's Office fraud hotline information and a link to the State Auditor's Office website for fraud reporting; and
- (2) including in the agency or institution's policies information on how to report suspected fraud involving state funds to the State Auditor's Office.

Sec. 7.10. Reporting Requirement for Deepwater Horizon Oil Spill Funds.

- (a) Any state agency or institution of higher education that receives, expends, or administers funds, appropriations, or donations related to the Deepwater Horizon oil spill shall submit reports at the end of each fiscal quarter to the Legislative Budget Board. These include, but are not limited to, funds, appropriations, or donations from:
- (1) the State Treasury;
 - (2) the federal government;
 - (3) the Resources and Ecosystems Sustainability, Tourist Opportunities, and Revived Economies of the Gulf Coast States Act;
 - (4) legal settlements and agreements;
 - (5) private companies;
 - (6) non-profit organizations; and
 - (7) any funds held in trust.
- (b) The reports shall be in the format prescribed by the Legislative Budget Board and include the following information:
- (1) activity since April 20, 2010;
 - (2) amounts received by funding source;

REPORTING REQUIREMENTS
(Continued)

- (3) projects and project descriptions;
 - (4) expenditures, obligations, and projected costs;
 - (5) timelines; and
 - (6) direct and indirect costs.
- (c) A State agency or institution of higher education that has previously reported under the provision of this section and has subsequently completed all activities related to the Deepwater Horizon oil spill may notify the Legislative Budget Board of this fact and cease further reporting to the LBB in the fiscal quarter year following the last fiscal year quarter with activity. In the event that the agency or institution of higher education has additional unexpected activity, the agency or institution shall notify the Legislative Budget Board and begin reporting again the next fiscal quarter.

Sec. 7.11. Border Security.

- (a) The Department of Public Safety, Texas Military Department, Texas Parks and Wildlife Department, Trusteed Programs Within the Office of the Governor, Texas Department of Criminal Justice, Texas Alcoholic Beverage Commission, Texas Commission on Law Enforcement, Office of the Attorney General, Soil and Water Conservation Board, Department of Motor Vehicles, and any other agency as requested by the Legislative Budget Board, shall report all budgeted and expended amounts and performance indicators results for border security as of February 28th and August 31st of each year to the Legislative Budget Board.
- (b) In this section, border security is defined as activities associated with deterring crimes and enforcing state laws related to offenses listed in the Government Code, Section 772.0071, or hunting and fishing laws related to poaching, or for which Texas receives federal grants intended to enhance law enforcement, or that relate to federal law enforcement operations, between designated entry and exit points in counties:
- (1) adjacent to or a portion of which is located within 20 miles of an international border; or
 - (2) adjacent to two counties located on an international border with a population of more than 5,000 and less than 7,500 according to the most recent decennial census; or
 - (3) adjacent to the Gulf Intracoastal Waterway, as defined by the Texas Transportation Code, Section 51.002(4).
- (c) Each report shall be provided not later than March 31st and September 30th of each year and in a manner prescribed by the Legislative Budget Board. Each report shall include, at a minimum:
- (1) expended amounts and performance indicators for activities related to enforcing laws listed in Subsection (b) that occur:
 - (A) in each county in Subsection (b) as well as for activities statewide that support the definition included in Subsection (b); enforcement of those laws in these counties, and
 - (B) in any geographic region outside of the counties included in Subsection (b), as requested, such as areas identified as smuggling corridors;
 - (2) the method of finance of budgeted and expended amounts;
 - (3) the object of expense of budgeted and expended amounts; and
 - (4) regular and overtime pay.

Sec. 7.12. Notification of Certain Purchases or Contract Awards, Amendments, and Extensions.

- (a) In this section "contract" includes a contract, grant or agreement, including a revenue generating contract, an interagency or interlocal grant or agreement, purchase order or other

REPORTING REQUIREMENTS
(Continued)

written expression of terms of agreement or an amendment, modification, renewal, or extension of such for the purchase or sale of goods or services that was entered into or paid for, either in whole or in part, by a state agency or institution of higher education.

- (b) Until providing notice that satisfies the requirements of Subsections 7.12(c) and (d), an agency or institution of higher education appropriated funds in this Act may not expend any funds to make a payment on a contract if the expected amount of the contract exceeds or may reasonably be expected to exceed either of the following thresholds:
 - (1) \$10 million; or
 - (2) \$1 million in the case of a contract awarded:
 - (A) as a result of an emergency or following an emergency procedure allowed by statute; or
 - (B) without issuing a request for proposal, request for bid, or other similar process common to participation in the competitive bidding processes required by statute, rule, or ordinary and commonly recognized state policies and procedures.
- (c) An agency or institution of higher education may not expend funds to make a payment on a contract under Subsection (b)(1) or (b)(2) until the notice required in this Section 7.12 is provided to the Legislative Budget Board. The notice shall be provided to the Legislative Budget Board:
 - (1) prior to the date on which the first payment under the contract will be made, but no later than 30 calendar days after the date on which the contract is awarded; or
 - (2) within 48 hours of making a payment if the contract was awarded as a result of an emergency or following an emergency procedure allowed by statute. Such a purchase must be necessary to avoid an immediate hazard to life, health, safety or the welfare of humans, or to avoid an immediate hazard to property.
- (d) The notice required by Section 7.12(c) must include:
 - (1) (A) information regarding the nature, term, amount and the vendor(s) awarded the contract;
 - (B) a copy of the contract documents, including all appendices and attachments, and, if applicable, a finding of fact for major consulting contracts from the Governor's Office stating that the consulting services are necessary as required by Government Code, Section 2254.028(a)(3);
 - (C) each request for proposal, invitation to bid, or comparable solicitation related to the contract; and
 - (D) Subsections (d)(1)(B) and (C) shall not apply:
 - (i) to an enrollment contract described by T.A.C. Section 391.183 as that section existed November 1, 2013;
 - (ii) to a contract of the Texas Department of Transportation that relates to highway construction or engineering, or is subject to Section 201.112, Transportation Code;
- (2) (A) certification signed by the executive director of the agency or other similar agency or institution administrator or designee of the agency or institution of higher education stating that the process used to award the contract, contract extension, or purchase complies with or is consistent with the following:
 - (i) State of Texas Procurement and Contract Management Guide; and
 - (ii) statutes, rules, policies and procedures related to the procurement and contracting of goods and services, including compliance with conflict of interest disclosure requirements; or
- (B) if the process to award the contract, contract extension, or procurement did not comply with the requirements of Subsection (d)(2)(A)(i) and (ii), or if these

REPORTING REQUIREMENTS (Continued)

requirements are found to be inapplicable, the agency or institution of higher education shall provide either a legal justification for the inapplicability of the requirements or an explanation for the alternative process utilized, and legal justification for the alternative process;

- (3) certification by the executive director of the agency or other similar agency or institution administrator or designee of the agency or institution of higher education that the agency or institution has a process for:
 - (A) verification of vendor performance and deliverables;
 - (B) payment for goods and services only within the scope of the contract or procurement order;
 - (C) calculation and collection of any liquidated damages associated with vendor performance; and
 - (D) when, why, or how to apply corrective action plans for continuing poor vendor performance;
 - (4) certification by the executive director of the agency or other similar agency or institution administrator or designee of the agency or institution of higher education that the agency or institution will comply with the requirement to provide information to the Vendor Performance Tracking System when the contract is completed; and
 - (5) any other information requested by the Legislative Budget Board before or after the Legislative Budget Board receives the notice as required by this Section 7.12.
- (e) A state agency or institution of higher education receiving an appropriation under this Act shall provide notice of a contract pursuant to this section without regard to the source of funds or method of finance associated with the expenditures, including a contract for which only non-appropriated funds will be expended.
- (f) If the agency does not satisfy the notification requirements of this section, the Director of the Legislative Budget Board may provide written notification to the comptroller, governor, and Legislative Budget Board detailing the requirements of this section that the agency did not meet and any recommendations to address identified risks related to the procurement or contract. The recommendations may include enhanced monitoring by Legislative Budget Board staff; auditing by the State Auditor's Office; required agency consultation with the Quality Assurance Team and/or Contract Advisory Team; or contract cancellation.
- (g) It is the intent of the legislature that a written notice certified as required by this Section 7.12 should be considered a "governmental record" as defined under Chapter 37, Penal Code.

Sec. 7.13. Document Production Standards. Out of the funds appropriated by this Act, each state agency shall review their document production protocols and apply best practices to produce documents in the most practicable, efficient, and cost effective manner possible that would lead to reduction in the total volume of paper used for general office administration, publications and reproduction and printing services. This may also include changing the format of transmitting or receiving documents; such as through electronic rather than hard copy. Agencies shall report any cost savings or other efficiencies achieved from implementing changes to document transmission and production practices in the agency's Legislative Appropriations Request.

Part 8. OTHER APPROPRIATION AUTHORITY

Sec. 8.01. Acceptance of Gifts of Money.

- (a) A gift or bequest of money to a state agency named in this Act, including the legislative branch, that has specific authority to accept gifts is appropriated to the agency designated by the grantor and for the purpose the grantor may specify, subject to Subsections (b), (c), (d), and (e).

OTHER APPROPRIATION AUTHORITY
(Continued)

- (b) Unless exempted by specific statutory authority, a gift or bequest of money shall be:
 - (1) deposited into the state treasury, and
 - (2) expended in accordance with the provisions of this Act.
- (c) A gift or bequest to a state agency may not be transferred to a private or public development fund or foundation, unless written permission for the transfer is given by the donor of the gift or representative of the estate. An account of all such letters of written permission and transfers of gifts or bequests shall be kept by the agency and shall be reported to the State Auditor and the Legislative Budget Board.
- (d) An unexpended balance, from a gift or bequest, existing at the beginning of this biennium or at the end of a fiscal year of this biennium is appropriated for use during this biennium for the purpose provided by the grantor.
- (e) It is the intent of the Legislature that during the years subsequent to this biennium, to the extent allowed by law, the gift or bequest be used by the beneficiary agency for the purpose provided by the grantor.

Sec. 8.02. Reimbursements and Payments.

- (a) Except as provided in Subsection (f) or other provision of this Act, any reimbursements received by an agency of the state for authorized services, including contractual agreements with a non-governmental source or any unit of government, including state, federal, or local government, refund of expenditures received by an agency of the state and any payments to an agency of the state government made in settlement of a claim for damages, including liquidated damages, are appropriated to the agency of the state receiving such reimbursements and payments for use during the fiscal year in which they are received. Revenues specifically established by statute on a fee or service provided basis are not appropriated by this section and are available for expenditure by the collecting agency only if appropriated elsewhere in this Act.
- (b) Forfeited money, proceeds from the sale of forfeited property or similar monetary awards related to the agency's participation in the seizure of controlled substances or other contraband are appropriated to the receiving state agency, unless distribution is otherwise provided by statute or specific provision of this Act.
- (c) Except as provided elsewhere in this Act, net amounts of money received by an agency as a result of tax seizures or other similar recoveries authorized by statute shall be deposited in the state treasury as unappropriated revenues to the funds or accounts authorized by statute.
- (d) The portion of proceeds representing recoveries of costs incurred in forfeitures under Subsection (b) or, seizures or similar recoveries under Subsection (c) are appropriated to the receiving agency. Such cost recoveries include court costs, attorney fees, rentals or storage fees, auction and sale costs, preparation costs to condition property for sale, and salaries, travel, and other overhead costs of the agency.
- (e) The reimbursements, refunds, and payments received under Subsection (a) shall be credited by the Comptroller to the agency's current appropriation items or accounts from which the expenditures of like character were originally made, or in the case of damage settlements to the appropriation items or accounts from which repairs or replacements are made; provided, however, that any refund of less than \$50 to an institution of higher education for postage, telephone service, returned books and materials, cylinder and container deposits, insurance premiums and like items, shall be deposited to the current fund account of the institution in the state treasury and such funds are appropriated.
- (f) (1) Fifty percent of the reimbursements, refunds, and payments of state funds received under Subsection (a) as a result of a recovery audit pursuant to Chapter 2115, Government Code, shall be credited by the Comptroller to the agency's current appropriation items or accounts from which the expenditures of like character were originally made and such funds are appropriated to the agency in the fiscal year in which the funds are received. The remaining 50 percent shall be deposited in the state treasury as unappropriated revenues to the originating funds or accounts.

OTHER APPROPRIATION AUTHORITY
(Continued)

- (2) Any reimbursement or refund related to grant funds shall be governed by Part 4, Grant-making Provisions, of this Article.

- (g) An unexpended balance received by an agency or institution from disaster related recoveries, disaster-related reimbursements, disaster-related refunds, or other disaster-related payments that exist on:
 - (1) August 31, 2019 are appropriated for use during the following fiscal year beginning September 1, 2019; and
 - (2) August 31, 2020 are appropriated for use during the following fiscal year beginning September 1, 2020.

Sec. 8.03. Surplus Property. Twenty-five percent of the receipts to a state agency specified in this Act received from the sale of surplus property, equipment, commodities, or salvage (including recycled products) pursuant to the provisions of Chapter 2175, Government Code, are appropriated to the state agency for expenditure during the fiscal year in which the receipts are received. Receipts from such surplus equipment, commodities, or salvage (including recycled products) sales shall be expended from the appropriation item from which like property, equipment, or commodities would be purchased.

Sec. 8.04. Refunds of Deposits.

- (a) Any money deposited into the state treasury which is subject to refund as provided by law shall be refunded from the fund into which the money was deposited, transferred, or otherwise credited, and so much as is necessary for said refunds is appropriated.
- (b) Unless another law, or section of this Act, provides a period within which a particular refund claim must be made, funds appropriated by this Act may not be used to pay a refund claim made under this section after four years from the latest date on which the amount collected or received by the state was due, if the amount was required to be paid on or before a particular date. If the amount was not required to be paid on or before a particular date, a refund claim may not be made after four years from the date the amount was collected or received. A person who fails to make a refund claim within the period provided by law, or this provision, may not receive payment of a refund under this section.
- (c) Except as provided by Subsection (d), as a specific limitation to the amount of refunds paid from funds appropriated by this Act during the 2020-21 biennium, the Comptroller may not approve claims or issue warrants for refunds in excess of the amount of revenue estimated to be available from the tax, fee, or other revenue source during the biennium according to the Biennial Revenue Estimate of the Comptroller used for certification of this Act. Any claim or portion of a claim that is in excess of this limitation shall be presented to the next Legislature for a specific appropriation in order for payment to be made. The limit provided by this subsection does not apply to any taxes or fees paid under protest.
- (d) Where the Biennial Revenue Estimate referenced in Subsection (c) provides that no revenues are estimated to be available from a tax, fee, or other revenue source, and where a special fund or special or dedicated account (as those terms are defined by §403.001, Government Code) has been abolished or the law creating the special fund or special or dedicated account has been repealed or has expired, any balances which may have been transferred or credited to the General Revenue Fund because of such abolishment, repeal or expiration are appropriated from that fund to pay refunds that are otherwise payable under this section.

Sec. 8.05. Vending Machines. All receipts collected from vending machine operations pursuant to § 2203.005, Government Code, are appropriated to the institution or agency for use as directed by the institution or agency authorizing the installation.

Sec. 8.06. Pay Station Telephones. All receipts collected from pay station telephone operations pursuant to §2170.009, Government Code, are appropriated for use by the agency as determined by the governing board or commission.

Sec. 8.07. Appropriation of Collections for Seminars and Conferences. All funds collected for the reimbursement of costs directly associated with the conducting of seminars, conferences, or clinics that directly relate to the legal responsibilities and duties of the agency and that are for the purposes of education, training, or informing employees or the general public are appropriated for the necessary expenses incurred in conducting the seminar; provided, however, all applicable laws, and rules and

OTHER APPROPRIATION AUTHORITY
(Continued)

regulations for the acquisition of goods and services for the state shall apply to the expenditures. Applicable expenses may include the purchase of food when the registration fee for the seminar or conference contains a mandatory and non-separable cost component based on a cost recovery methodology to pay for food costs. Any unexpended balances remaining as of August 31, 2019, in an appropriation made by Article IX, § 8.07, of Senate Bill 1, Eighty-fifth Legislature, Regular Session, 2017, are appropriated for the same purpose. Any unexpended balances as of August 31, 2020, are appropriated to the agency for the same purpose for the fiscal year beginning September 1, 2020.

Sec. 8.08. Appropriation of Bond Proceeds. The proceeds from the issuance and sale of bonds or other obligations pursuant to the provisions of Chapter 1232, Government Code, and Chapter 1401, Government Code or other law, are appropriated to the state agency to whose account the proceeds are deposited or credited. Proceeds include interest and investment income.

Sec. 8.09. CMIA Interest and Other Federal Payments.

- (a) There is appropriated to the Comptroller for the biennium ending August 31, 2021, sufficient general revenue funds for the payment of interest due the federal government under the federal Cash Management Improvement Act of 1990 (31 U.S.C. §6501 et seq.).
- (b) An amount equal to the amount of interest payments made from general revenue on behalf of special funds or special or dedicated accounts (as those terms are defined by §403.001, Government Code) as a result of the federal Cash Management Improvement Act of 1990 is appropriated from special funds or special or dedicated accounts. The Comptroller shall transfer from each special fund or special or dedicated account to general revenue, an amount equal to the amount of interest paid on behalf of each special fund or special or dedicated account.
- (c) Subject to the prior written approval of the Governor and Legislative Budget Board, there is appropriated to the Comptroller for the biennium ending August 31, 2021, sufficient general revenue monies for the payment of funds due the federal government, including interest under Chapter 2106, Government Code, and Office of Management and Budget Circular No. A-87 or a subsequent revision or successor to that circular.

Sec. 8.10. Appropriation of Receipts: Credit, Charge, Debit Card, or Electronic Cost Recovery Service Fees. Any fee amount assessed by an agency for the purpose of paying the costs associated with credit, charge, or debit card services is appropriated to that agency from the fund to which the fee was deposited. Any cost recovery fees assessed by an agency and approved by the Department of Information Resources as authorized under Chapter 2054, Government Code, for the purpose of paying the costs associated with implementing and maintaining electronic services, excluding subscription fees as defined in Subchapter I, Chapter 2054, Government Code, are appropriated to the assessing agency from the fund to which the fee was deposited. Any unexpended balances from credit, charge, or debit card service or cost recovery fees remaining at the end of the fiscal biennium ending August 31, 2019, are reappropriated to the assessing agency from the fund to which the fee was deposited for the same purposes for the fiscal biennium beginning September 1, 2019. Any unexpended balances as of August 31, 2020, are appropriated to the agency for the same purpose for the fiscal year beginning September 1, 2020.

Sec. 8.11. Employee Meal Authorization. State agencies providing institution-based services, including the Texas Department of Criminal Justice, the Health and Human Services Commission, the Department of State Health Services, the Texas Juvenile Justice Department, the Texas School for the Blind and Visually Impaired, and the Texas School for the Deaf, may provide meals to employees working in institutional settings, including reimbursing employees of state supported living centers and state hospitals who are required to eat when with individuals served during an off-campus event, and may charge an amount established by the agencies to reimburse the direct and indirect costs of preparation.

Sec. 8.12. Bank Fees and Charges. From interest income appropriated by this Act, amounts may be used for the purpose of paying bank fees and charges as necessary.

Sec. 8.13. Appropriation of Specialty License Plate Receipts.

- (a) For the fiscal biennium beginning September 1, 2019, the amounts appropriated to an agency under Articles I-VIII of this Act include, regardless of whether or not the amounts may be shown under or limited by the bill pattern of the agency or the special provisions applicable to the Article of this Act under which the agency's appropriation might be located, all unexpended balances that may exist and all revenue collected by an agency on or after

OTHER APPROPRIATION AUTHORITY
(Continued)

September 1, 2019, that is associated with the sale of a Texas specialty license plate, as authorized by Subchapter G, Chapter 504, Transportation Code, or other applicable statute, including any new license plates that may be authorized or issued after September 1, 2019.

- (b) Amounts appropriated by this section shall be used for purposes consistent with this Act and all applicable statutes.

Sec. 8.14. Cost Recovery of Application or Testing Fees. Any cost recovery fee collected by an agency, in relation to the use of an electronic based application or test required by the agency, is appropriated to that agency from the fund to which the cost recovery fee was deposited for the purpose of paying any cost to the agency associated with a contract related to the application or test.

Sec. 8.15. Cost Recovery of Fees. Any cost recovery fee collected by an agency is appropriated to that agency from the fund to which the cost recovery fee was deposited to be used for the purpose of paying any cost incurred by the agency when those costs are associated with a contract or other expense related to the cost recovery fee.

Part 9. INFORMATION RESOURCES PROVISIONS

Sec. 9.01. Purchases of Information Resources Technologies.

- (a) In this section:

- (1) "Information resources," "Information resources technologies," and "Major information resources project" have the meanings provided by §2054.003, Government Code.
- (2) "Quality Assurance Team" and "QAT" means the quality assurance team established under §2054.158, Government Code.
- (3) "Phases" of the development of a major information resources project include planning, systems analysis and requirements, systems design, development, integration and testing, implementation, and operations and maintenance.

- (b) A state agency may not expend appropriations for information resources technologies unless the information resources technologies are in a plan approved by the Legislative Budget Board.
- (c) A state agency shall provide to QAT, within 10 business days of receipt of a request from QAT, any verification and validation report, or quality assurance report required to be produced for a major information resources project.
- (d) Prior to the start of vendor negotiations with regards to a major information resources project with an initial value expected to exceed \$10 million, a state agency shall submit to QAT a draft copy of the contract containing the proposed terms. QAT may provide the state agency with recommendations pertaining to the draft copy of the contract. Upon conclusion of vendor negotiations, a state agency shall submit the final negotiated copy of the contract to QAT for review. QAT shall either provide the state agency with recommendations pertaining to the final negotiated copy of the contract or waive review. A state agency shall not submit the final negotiated copy of the contract to the vendor for the purpose of execution prior to receiving either QAT's recommendations or waiver.

QAT may conduct a preliminary review of the draft contract prior to vendor negotiation and, based on this review and QAT's determination that the agency has developed a risk mitigation strategy sufficient to protect the state's interests, may waive further review and the approval requirement of this section.

- (e) Prior to amending a contract associated with any phase of the development of a major information resources project, when the expected total value of the contract subsequent to the amendment exceeds the total value of the initial contract awarded by 10 percent or more, the agency shall notify the Governor, Lieutenant Governor, Speaker of the House, Senate Finance Committee, House Appropriations Committee, and QAT.

INFORMATION RESOURCES PROVISIONS
(Continued)

- (f) (1) An amendment to a major information resources project or contract associated with any phase of the development of a major information resources project with a total initial project or contract value that exceeds \$5 million must be reported to QAT prior to execution when:
 - (A) the expected total value of the project or contract subsequent to the amendment exceeds the total value of the initial project or contract awarded by 10 percent or more;
 - (B) the expected total value of an element in the project or contract subsequent to the amendment exceeds the total value of the same element in the initial project or contract awarded by 10 percent or more; or
 - (C) the amendment requires the vendor to provide consultative services, technical expertise, or other assistance in defining project scope or deliverables.
- (2) If this requirement is not met, QAT may provide written notification to the comptroller, the governor, and/or the Legislative Budget Board detailing the requirements that the agency did not meet and any recommendations to address identified risks related to the project or contract. QAT, as authorized by Government Code, Section 2054.1181, may require the agency to:
 - (A) establish a corrective action plan including modifications to the design, deployment, or costs related to the project; or
 - (B) to discontinue the project, subject to Legislative Budget Board approval.
- (g) For the purposes of reporting contracts under Subsection (f) a state agency shall provide to QAT a copy of the final version of the amendment, including all appendices and attachments.
- (h) If a state agency cancels a contract for development of a major information resources project, which if amended would be subject to the requirements of Subsection (f), and issues a solicitation for identical or similar goods and/or services for development of the same project, then the contract must be submitted to QAT prior to execution.
- (i) QAT may waive the requirements with regards to a contract under Subsection (d) or an amendment under Subsection (f) by providing notice of waiver to the state agency required to submit contract documents under the respective Subsections.

Sec. 9.02. Quality Assurance Review of Major Information Resources Projects.

- (a) In this section:
 - (1) "Major information resources project" has the meaning provided by §2054.003, Government Code.
 - (2) "Quality Assurance Team" and "QAT" means the quality assurance team established under §2054.158, Government Code.
- (b) A state agency may not expend appropriated funds for a major information resources project unless the project has been reviewed by QAT and approved by the Legislative Budget Board in the agency's biennial operating plan. QAT shall make recommendations based on an analysis of the major information resources project's risk. QAT may request any information necessary to determine a major information resources project's potential risk. QAT may waive the major information resources project review requirements for a project.
- (c) (1) QAT may require independent verification and validation services of all major information resources projects projected to result in more than \$10 million of overall lifetime expenditures. In addition, QAT may require independent project monitoring, project status reporting, project expenditure reporting, or any additional information necessary to assess a major information resources project's on-going potential for success.

INFORMATION RESOURCES PROVISIONS
(Continued)

- (2) A state agency must notify QAT when the agency advertises a request for proposal, request for bid, or other similar process common to participation in the competitive bidding processes of a major information resources project. The corresponding agency requisition number must be provided at the time of notification.
- (3) A state agency must notify QAT within 10 business days when the agency awards a contract for a major information resources project that is equal to or greater than \$10 million for QAT review.
- (4) After a major information resources project has been completed, QAT may also require an agency to submit a project post-implementation evaluation report to determine if the project met its planned objectives.
- (5) QAT may take any additional actions or request information as specified in §2054.1181, Government Code.
- (6) Without regard to the source of funds associated with the expenditures for a major information resources project and without regard to the method of finance of an appropriation associated with a project, QAT may make the requests and impose the requirements or additional actions provided by this section on all major information resources projects regardless of whether undertaken entirely or partially by:
 - (A) outsourcing or contracting of any sort; or
 - (B) agency employees.
- (d) On request by QAT, the State Auditor's Office shall provide audit and review of:
 - (1) the major information resources projects;
 - (2) the information provided by the agencies; and
 - (3) project management policies and practices.
- (e) QAT may request the assistance of the Comptroller in regard to the accuracy of major information resources project expenditures and compliance with this Act.
- (f) The State Auditor's Office may:
 - (1) provide an independent evaluation of the post implementation evaluation review process of a major information resources project to ensure the validity of its results; and
 - (2) send the evaluation to the Legislative Audit Committee.
- (g) The Department of Information Resources may issue guidelines for software development, quality assurance, and the review of major information resources projects.
- (h) QAT shall require each affected agency to:
 - (1) quantitatively define the expected outcomes and outputs for each major information resource project at the outset;
 - (2) monitor cost; and
 - (3) evaluate the final results to determine whether expectations have been met.
- (i) After a major information resources project has been completed, QAT may also require a project demonstration to determine if the project is functioning as intended.

Sec. 9.03. Biennial Operating Plan and Information Resources Strategic Plan Approval. It is the intent of the legislature that agencies receiving appropriated funds for the acquisition of information technology must have a current Biennial Operating Plan including any amendments as approved by the Legislative Budget Board prior to expending any funds for information technology. Information Technology items identified in the Capital Budget Rider must be included and approved in the Biennial

INFORMATION RESOURCES PROVISIONS
(Continued)

Operating Plan or a subsequently approved amendment of the Biennial Operating Plan. The Legislative Budget Board may direct the Comptroller to deny the agency access to information technology appropriations for non-compliance.

Sec. 9.04. Information Technology Replacement.

- (a) Agencies and institutions of higher education receiving appropriated funds for the acquisition of information technology shall perform a cost-benefit analysis of leasing versus purchasing information technology and develop and maintain a personal computer replacement schedule. Agencies and institutions of higher education shall use the Department of Information Resources' (DIR) Guidelines for Lease versus Purchase of Information Technologies to evaluate costs and DIR's PC Life Cycles: Guidelines for Establishing Life Cycles for Personal Computers to prepare a replacement schedule.
- (b) Agencies and institutions of higher education shall adhere to the following principles, when appropriate:
 - (1) Compliance with the Department of Information Resources data center services requirements; and
 - (2) Participation in hardware and software bulk purchasing facilitated by the Department of Information Resources.
- (c) In accordance with Sections 2157.006 and 2157.068, Government Code, the Department of Information Resources may require any state agency with plans to purchase or replace certain information technology equipment, hardware, software, and services, including cyber security, telecommunications and network equipment, out of funds appropriated elsewhere in this Act, to coordinate such purchases with the department to achieve additional cost savings through a coordinated bulk purchasing effort. Any state agency selected by the department for participation in the department's bulk purchasing effort shall cooperate with the department's requirements. Institutions of higher education receiving an appropriation by this Act for information technology initiatives, may also coordinate with the department through a coordinated bulk purchasing effort. The department shall coordinate bulk purchase efforts for the following:
 - (1) personal computers, laptops, and tablets;
 - (2) productivity software; and
 - (3) seat management services.
- (d) By October 1, 2020, the Department of Information Resources shall report to the Legislative Budget Board, the cost savings realized through a coordinated bulk purchasing effort described in Subsection (c) above. The report shall include the participating agencies and the information technology purchased.

Sec. 9.05. Texas.gov Project: Occupational Licenses. Each licensing entity not otherwise authorized to increase occupational license fees elsewhere in this Act may increase the occupational license or permit fees imposed on the licensing entity's licensees by an amount sufficient to cover the cost of the subscription fee charged by the Texas.gov Project to the licensing entity pursuant to Chapter 2054, Government Code. Each licensing entity provided by Chapter 2054, Government Code and not otherwise authorized to increase occupational license fees elsewhere in this Act is appropriated the additional occupational license or permit fees in excess of the Comptroller's biennial revenue estimate 2020-21 for the sole purpose of payment to the Texas.gov contractor subscription fees for implementing and maintaining electronic services for the licensing entities. Each agency, upon completion of necessary actions to access or increase fees, shall furnish copies of board meeting minutes, an annual schedule of the number of license issuances or renewals and associated annual fee total, and any other supporting documentation to the Comptroller. If the Comptroller finds the information sufficient to support the projection of increased revenues, a notification letter will be issued and the contingent appropriation made available for the intended purposes.

Sec. 9.06. Texas.gov Project: Cost Recovery Fees. Any cost recovery fees, excluding subscription fees as defined in Subchapter I, Chapter 2054, Government Code, approved by the Department of Information Resources in relation to the Texas.gov Project as authorized under Chapter 2054, Government Code, are appropriated to that agency from the fund to which the fee was deposited for the

INFORMATION RESOURCES PROVISIONS
(Continued)

purpose of paying the costs associated with implementing and maintaining electronic services. Any unexpended balances remaining at the end of the fiscal biennium ending August 31, 2019, are reappropriated for the same purposes for the fiscal biennium beginning September 1, 2019.

Sec. 9.07. Server Consolidation Status Update.

- (a) Out of funds appropriated elsewhere in this Act, agencies participating in the Data Center Services program, authorized under Chapter 2054, Subchapter L, Government Code, shall report semiannually to the Legislative Budget Board and the Department of Information Resources on the status of their server consolidation for servers managed through the Data Center Services program. The report should identify the number of servers which are managed by the Data Center Services program, including:
 - (1) the number of servers which have been consolidated to servers within the statewide data centers;
 - (2) the number of remaining servers planned for consolidation and timeline for consolidation; and
 - (3) the number of servers not planned for consolidation, including a justification to not consolidate these servers.
- (b) DIR shall report semiannually to the Legislative Budget Board on the statewide progress of server consolidation within the Data Center Services program including the total number of servers consolidated as a percentage of the total number of servers identified for consolidation.
- (c) The reports required in subsections (a) and (b) of this Section shall be in a format and using a methodology prescribed by the Legislative Budget Board.
- (d) In accordance with §2054.003, Government Code any application remediation project related to the Data Center Services program shall be considered a major information resources project.

Sec. 9.08. Prioritization of Cybersecurity and Legacy System Projects. Out of funds appropriated elsewhere in this Act and in accordance with Government Code, Chapter 2054, the Department of Information Resources (department) shall submit a prioritization of state agencies' cybersecurity projects and projects to modernize or replace legacy systems, as defined in the Section 2054.571, Government Code, to be considered for funding to the Legislative Budget Board by October 1, 2020. Agencies shall coordinate and cooperate with the department for implementation of this provision.

Sec. 9.09. Surplus Information Technology Hardware. It is the intent of the Legislature that agencies appropriated funds elsewhere in this Act, when feasible, purchase information technology (IT) hardware through the state surplus property program prior to purchasing new IT hardware from other sources, as authorized by Chapter 2175, Government Code.

Sec. 9.10. Centralized Accounting and Payroll/Personnel System Deployments.

- (a) In accordance with Section 2101.036, Government Code, agencies identified in this subsection shall coordinate with the Comptroller of Public Accounts for the purpose of deploying either or both financial and human resources/payroll functionality of the Centralized Accounting and Payroll/Personnel System (CAPPS) during the 2020-21 biennium:

Article I

Commission on the Arts
Office of the Attorney General
Employees Retirement System
Ethics Commission
Facilities Commission
Office of the Governor
Trusteed Programs within Office of the Governor
Historical Commission
Pension Review Board
State Office of Risk Management
Secretary of State

INFORMATION RESOURCES PROVISIONS
(Continued)

Article III

School for the Blind and Visually Impaired

Article VI

Department of Agriculture

Commission on Environmental Quality

General Land Office

Low-Level Radioactive Waste Disposal Compact Commission

Parks and Wildlife Department

Water Development Board

Article VII

Lottery Commission

Workforce Commission

Article VIII

Board of Nursing

Executive Council of Physical Therapy and Occupational Therapy Examiners

Board of Plumbing Examiners

Board of Professional Land Surveying

Racing Commission

- (b) Notwithstanding the authority provided in Article IX, Section 14.03, Transfers - Capital Budget, appropriations made elsewhere in this Act to agencies identified in subsection (a), excluding the Workforce Commission, for the purpose of deploying either or both financial and human resources/payroll functionality of CAPPs during the 2020-21 biennium are not available for any other purpose.

Sec. 9.11. Staff Telecommunications Survey and Analysis. Out of funds appropriated in this Act, each state agency shall survey its employees with regards to telecommunications preferences. The survey shall solicit information pertaining to the necessity of retaining multiple forms of telecommunications hardware, voicemail and other supplemental features for which the agency is assessed a premium. The employees to be surveyed shall consist of individuals assigned a dedicated landline telephone, mobile phone, or VoIP system. In addition to conducting the survey, each state agency shall analyze the cost savings achieved, and/or projected to be achieved, by the agency as a direct result of implementing the preferences expressed in the survey. The survey results and analysis shall be reported to the Department of Information Resources by September 1, 2020, in a format prescribed by the department.

Sec. 9.12. Assignment of Contract Responsibility.

- (a) In this section:
- (1) "Agency" and "state agency" mean a state officer, board, commission, or department in the executive branch of government appropriated funds under this General Appropriations Act.
 - (2) "Assignment" includes any legal means for transferring the responsibilities for fulfillment of any duties, rights, or obligations due to a state agency or institution of higher education under a contract, from the original party obligated to the agency or institution (the assignor) to another party (the assignee) assuming the duties, rights, or obligations due to a state agency or institution of higher education under a contract.
 - (3) "Contract" has the meaning provided by Sec. 7.04 (Contract Notification: Amounts Greater than \$50,000), Article IX, of this General Appropriations Act.
 - (4) "Institution of higher education" or "institution" has the meaning provided by Sec. 61.003(8), Education Code, except that the term does not include a public junior college.
 - (5) "Major information resources project" has the meaning provided by Sec. 2054.003, Government Code.

INFORMATION RESOURCES PROVISIONS
(Continued)

- (6) “Quality assurance team” means the quality assurance team established under Sec. 2054.158, Government Code.
 - (7) “Sensitive personal information” has the meaning provided by Sec. 521.002, Business & Commerce Code.
 - (8) “Total value of the contract” includes the value of all payments, as calculated by the quality assurance team, made and expected to be made in the future by a state agency or institution of higher education over the life of the contract beginning from the date of execution of the original contract between the state agency or institution of higher education and the original party with responsibilities for fulfillment of any duties, rights, or obligations due to a state agency or institution of higher education under the contract and including total payments made before assignment of the contract and the total payments expected to be made in the future after the assignment of the contract.
- (b) A contract is subject to the requirements of this Sec. 9.12 if:
- (1) (A) the contract is for a major information resources project;
 - (B) there is a proposal for the transfer by assignment of the responsibility for fulfillment of any duties, rights, or obligations due to a state agency or institution of higher education under the contract; and
 - (C) the total value of the contract exceeds \$10 million;
 - (2) the contract involves storing, receiving, processing, transmitting, disposing of, or accessing sensitive personal information in a foreign country; and
 - (3) the contract is for services.
- (c) An assignment of a contract subject to this Sec. 9.12 shall not be valid and an agency or institution of higher education may not expend appropriated funds to make a payment on a contract subject to this Sec. 9.12 until:
- (1) the assignment has been approved by the executive director of the agency or other similar agency or institution administrator or designee of the agency or institution of higher education; and
 - (2) the notice described by Subsection (d) has been provided.
- (d) (1) An agency or institution must provide notice that a contract is subject to this Sec. 9.12 at least fourteen days prior to the date the assignment is approved pursuant to Subsection (c)(1).
- (2) The notice provided by the state agency or institution of higher education must be:
- (A) in writing and meet the requirements of Subsection (e); and
 - (B) provided to the Legislative Budget Board and the quality assurance team.
- (e) The notice provided by a state agency or institution must include a contract between the state agency or institution of higher education signed by the assignor or the proposed assignee party but not signed by the state agency or institution of higher education.
- (f) The quality assurance team may require a state agency or institution of higher education to provide information regarding:
- (1) the projected total value of the contract subject to this Sec. 9.12;
 - (2) the risk associated with a contract subject to this Sec. 9.12; and
 - (3) the potential for success of a contract subject to this Sec. 9.12.

INFORMATION RESOURCES PROVISIONS
(Continued)

- (g) On request by the quality assurance team, the state auditor may audit or review the information provided by a state agency or institution of higher education required to report a contract under this Sec. 9.12.
- (h) On request by the quality assurance team, the comptroller may provide assistance regarding:
 - (1) verifying the accuracy of information provided by a state agency or institution of higher education required to report a contract under this Sec. 9.12; and
 - (2) determining a state agency's or institution of higher education's compliance with the requirements of this Sec. 9.12.
- (i) A state agency or institution of higher education may utilize independent verification and validation services related to a contract subject to this Sec. 9.12.
- (j) A state agency or institution of higher education shall evaluate a contract under this Sec. 9.12 to determine if the contract generally complies with the applicable contracting standards established in Sec. 17.10 (Contract Management and Oversight), Article IX, of this General Appropriations Act and other laws of this state.

Sec. 9.13. Report on Monitoring Assessments by State Auditor.

- (a) Before July 1 of each year, the state auditor shall assign one of the following ratings to each of the 25 largest state agencies in the state fiscal year as determined by the Legislative Budget Board:
 - (1) additional monitoring warranted;
 - (2) no additional monitoring warranted; or
 - (3) reduced monitoring warranted.
- (b) On or before September 1 of each year, the State Auditor shall submit to the Comptroller of Public Accounts a report that:
 - (1) lists each state agency that was assigned a rating as described in Subsection (a); and
 - (2) for a state agency that was assigned a rating, specifies that additional or reduced monitoring, as applicable, is required during one or more of the following periods:
 - (A) contract solicitation development;
 - (B) contract formation and award; or
 - (C) contract management and termination.
- (c) The Comptroller, in consultation with the Contract Advisory Team (CAT) shall develop guidelines for the additional or reduced monitoring of a contract subject to CAT review. The Department of Information Resources in consultation with the Quality Assurance Team (QAT), shall develop guidelines for the additional or reduced monitoring of a project subject to QAT review.
- (d) The state auditor may request any information necessary from a state agency, the Contract Advisory Team, or the Quality Assurance Team to comply with the requirements of any statutory provisions relating to monitoring assessments by the State Auditor, and the agency or team, as applicable, shall provide the requested information.

Part 10.

HEALTH-RELATED PROVISIONS

Sec. 10.01. Full Application for Health Coverage. To the fullest extent permitted by federal law and regulations, all state agencies that have children in their custody must apply for enrollment of all children in the Medicaid or the Children's Health Insurance Program, unless the children have otherwise been provided health insurance.

Sec. 10.02. Appropriation of Disproportionate Share Hospital Payments to State-Owned Hospitals. Disproportionate Share Hospital Program payments from the Health and Human Services Commission to state-owned hospitals are appropriated to the receiving state agency/hospital as replacement funding for funds transferred to the Health and Human Services Commission and are subject to the accounting provisions as required by the Comptroller including deposits to the fund or account from which the original source of transfers to the Health and Human Services Commission was made.

Sec. 10.03. Informational Listing on Use of Tobacco Settlement Receipts.

- (a) The following is an informational list of the amounts (as shown in thousands) appropriated elsewhere in this Act to agencies from tobacco settlement receipts and estimated distributions from funds and endowments created by House Bill 1676 and House Bill 1945, Seventy-sixth Legislature and Senate Bill 126, Seventy-seventh Legislature for each fiscal year of the 2020-21 biennium and does not make appropriations:

	2020	2021
(1) Article I Bond Debt Service Payment	\$ 8,588,524	\$ 0
(2) Health and Human Services Commission		
A.1.5. Children	274,000	148,000
C.1.1. Children's Health Insurance Program (CHIP)	79,149	146,489
C.1.2. CHIP Perinatal Services	22,542	37,929
C.1.3. CHIP Prescription Drugs	23,327	42,405
C.1.4. CHIP Dental Services	17,494	32,883
(3) Department of State Health Services		
A.1.1. Public Health Preparedness and Coordinated Services, estimated	312,504	212,504
A.2.5. TX Center for Infectious Disease, estimated	799,182	799,182
A.3.2. Reducing the Use of Tobacco Products Statewide, estimated	424,993	424,993
B.2.1. EMS and Trauma Care Systems, estimated	562,503	212,503
(4) Texas Department of Agriculture		
A.2.2. Rural Health	1,583,600	1,583,600
(5) Texas Higher Education Coordinating Board		
G.1.3. Earnings - Baylor College of Medicine, estimated	1,425	1,425
G.1.1. Baylor College Medical Permanent Health Fund, estimated	1,914	1,914
H.1.1. Earnings - Minority Health, estimated	1,067	1,067
H.1.2. Earnings - Nursing, Allied Health, estimated	1,884	1,884
(6) University of Texas Southwestern Medical Center at Dallas		
E.1.1. Tobacco Earnings - UT SWMC Dallas, estimated	3,140	3,140
E.1.2. Tobacco - Permanent Health Fund, estimated	2,886	2,886
(7) University of Texas Medical Branch at Galveston		
F.1.1. Tobacco Earnings - UTMB Galveston, estimated	1,530	1,530
F.1.2. Tobacco - Permanent Health Fund, estimated	1,951	1,951

HEALTH-RELATED PROVISIONS
(Continued)

(8)	University of Texas Health Science Center at Houston		
	F.1.1. Tobacco Earnings - UTHSC Houston, estimated	1,576	1,576
	F.1.2. Tobacco - Permanent Health Fund, estimated	2,062	2,062
(9)	University of Texas Health Science Center at San Antonio		
	F.1.1. Tobacco Earnings - UTHSC San Antonio, estimated	12,791	12,791
	F.1.2. Tobacco - Permanent Health Fund, estimated	1,714	1,714
(10)	University of Texas M.D. Anderson Cancer Center		
	E.1.1. Tobacco Earnings - UT MD Anderson, estimated	6,280	6,280
	E.1.2. Tobacco - Permanent Health Fund, estimated	2,625	2,625
(11)	University of Texas Health Science Center at Tyler		
	E.1.1. Tobacco Earnings - UTHSC Tyler, estimated	1,574	1,574
	E.1.2. Tobacco - Permanent Health Fund, estimated	1,415	1,415
(12)	Texas A&M University System Health Science Center		
	F.1.1. Tobacco Earnings - TAMU System HC, estimated	1,400	1,400
	F.1.2. Tobacco - Permanent Health Fund, estimated	1,289	1,289
(13)	University of North Texas Health Science Center at Fort Worth		
	E.1.1. Tobacco Earnings - UNT HSC Ft. Worth, estimated	1,125	1,125
	E.1.2. Tobacco - Permanent Health Fund, estimated	1,045	1,045
(14)	Texas Tech University Health Sciences Center		
	E.1.1. Tobacco Earnings - TX Tech University HSC, estimated	1,540	1,540
	E.1.2. Tobacco - Permanent Health Fund, estimated	1,550	1,550
(15)	Texas Tech Health Sciences Center at El Paso		
	E.1.1. Tobacco Earnings -TX Tech HSC El Paso	1,400	1,400
	E.1.2. Tobacco - Permanent Health Fund	1,421	1,421
(16)	University of Texas System		
	B.1.1. Tobacco Earnings - RAHC, estimated	1,256	1,256
(17)	University of Texas at El Paso		
	E.1.1. Tobacco Earnings - UTEP, estimated	1,570	1,570
(18)	University of Texas Rio Grande Valley School of Medicine		
	E.1.1. Tobacco-Permanent Health Fund, estimated	1,250	1,250
(b)	Informational Listing - Permanent Funds and Endowments. The following is an informational list of the amounts used to capitalize Permanent Funds and Endowments created by House Bill 1676 and 1945, Seventy-sixth Legislature and by Senate Bill 126, Seventy-seventh Legislature, and does not make appropriations:		
(1)	Permanent Health Fund for Higher Education, Fund No. 810	\$350,000,000	
(2)	Permanent Fund for Children and Public Health, Fund No. 5045	100,000,000	
(3)	Permanent Fund for Health and Tobacco Education and Enforcement, Fund No. 5044	200,000,000	
(4)	The University of Texas Health Science Center at San Antonio Endowment, Fund No. 811	200,000,000	
(5)	Permanent Fund for Emergency Medical Services and Trauma Care, Fund No. 5046	100,000,000	

HEALTH-RELATED PROVISIONS
(Continued)

(6) Permanent Fund for Rural Health Facility Capital Improvement (Rural Hospital Infrastructure), Fund No. 5047	50,000,000
(7) The University of Texas M.D. Anderson Cancer Center Endowment, Fund No. 812	100,000,000
(8) Texas Tech University Health Sciences Center Endowment (El Paso), Fund No. 820	25,000,000
(9) The University of Texas Southwestern Medical Center at Dallas Endowment, Fund No. 813	50,000,000
(10) Texas Tech University Health Sciences Center Endowment (Other than El Paso), Fund No. 821	25,000,000
(11) The University of Texas Medical Branch at Galveston Endowment, Fund No. 814	25,000,000
(12) The University of Texas Health Science Center at Houston Endowment, Fund No. 815	25,000,000
(13) The University of Texas Health Center at Tyler Endowment, Fund No. 816	25,000,000
(14) Texas A&M University System Health Science Center Endowment, Fund No. 818	25,000,000
(15) University of North Texas Health Science Center at Fort Worth Endowment, Fund No. 819	25,000,000
(16) Permanent Endowment Fund for University of Texas Regional Academic Health Center, Fund No. 822	20,000,000
(17) The University of Texas at El Paso Endowment, Fund No. 817	25,000,000
(18) Baylor College of Medicine, Fund No. 823	25,000,000
(19) Permanent Fund for Higher Education Nursing, Allied Health and Other Health-related Programs, Fund No. 824	45,000,000
(20) Permanent Fund for Minority Health Research and Education, Fund No. 825	25,000,000
(21) Permanent Hospital Fund for Capital Improvements and the Texas Center for Infectious Disease, Fund No. 5048	25,000,000
(22) Permanent Endowment Fund for the Rural Communities Healthcare Investment Program, Fund No. 364	2,500,000

Sec. 10.04. Statewide Behavioral Health Strategic Plan and Coordinated Expenditures.

(a) **Informational Listing - Behavioral Health and Substance Abuse Services Appropriations.** The following is an informational listing of appropriations for behavioral health services made elsewhere in this Act.

Behavioral health services are programs or services directly or indirectly related to the research, prevention, or detection of mental disorders and disabilities, and all services necessary to treat, care for, control, supervise, and rehabilitate persons who have a mental disorder or disability, including persons whose mental disorders or disabilities result from alcoholism or drug addiction. Certain non-behavioral health-related costs which could not be disaggregated from other healthcare costs are also included in the listing below.

	Fiscal Year 2020	Fiscal Year 2021
Article I		
Trusted Programs, Office of the Governor	\$31,701,616	\$121,083,087
Veterans Commission	\$5,789,000	\$5,789,000
Article II		
Department of Family and Protective Services	\$38,642,408	\$38,778,899
Department of State Health Services	\$2,661,560	\$2,661,558
Health and Human Services Commission	\$1,706,890,657	\$1,551,760,104
Texas Civil Commitment Office	\$154,611	\$154,611
Article III		
University of Texas - Health Science Center Houston	\$8,000,000	\$8,000,000
University of Texas - Health Science Center Tyler	\$6,730,000	\$6,730,000
Texas Tech University Health Sciences Center	\$2,500,000	\$2,500,000
Texas Higher Education Coordinating Board	\$50,000,000	\$50,000,000

HEALTH-RELATED PROVISIONS
(Continued)

Article IV

Supreme Court of Texas	\$1,000,000	\$1,000,000
Court of Criminal Appeals	\$318,500	\$318,500
Office of Court Administration	\$2,500,000	\$2,500,000

Article V

Commission on Jail Standards	\$185,856	\$185,856
Department of Criminal Justice	\$262,806,849	\$262,756,856
Juvenile Justice Department	\$89,552,219	\$89,527,600
Military Department	\$966,700	\$944,900

Article VIII

State Board of Dental Examiners	\$132,240	\$132,240
Board of Pharmacy	\$243,004	\$243,005
Board of Veterinary Medical Examiners	\$45,000	\$45,000
Optometry Board	\$36,000	\$36,000
Board of Nursing	\$1,005,458	\$1,005,458
Medical Board	\$643,561	\$643,560

Total	\$2,212,505,239	\$2,146,796,234
--------------	------------------------	------------------------

Method of Financing

General Revenue	\$1,653,793,247	\$1,637,034,889
General Revenue - Dedicated	\$16,643,771	\$16,643,771
Federal Funds	\$323,702,865	\$413,084,334
Other Funds	\$218,365,356	\$80,033,240

Subtotal	\$2,212,505,239	\$2,146,796,234
-----------------	------------------------	------------------------

Estimated Medicaid Expenditures (All Funds)	\$1,629,760,538	\$1,685,136,803
Estimated CHIP Expenditures (All Funds)	\$48,115,225	\$53,376,372

Total	\$3,890,381,002	\$3,885,309,409
--------------	------------------------	------------------------

Medicaid and CHIP amounts in this table reflect estimated expenditures and may not align with the appropriations made elsewhere in this Act for Medicaid and CHIP.

- (b) **Statewide Behavioral Health Coordinating Council.** Each agency identified in subsection (a) of this provision, with the exception of the Texas Higher Education Coordinating Board and Article VIII, shall designate an individual to serve as a member of the statewide behavioral health coordinating council, established by Article IX, Section 10.04(b), 2016-17 General Appropriations Act (GAA), Eighty-fourth Legislature, 2015, and may use funds appropriated by this Act to support that council. In addition to the agencies identified in subsection (a) of this provision, the Texas Department of Housing and Community Affairs, the Texas Workforce Commission, and the Texas Education Agency shall each designate an individual to serve as a representative on the council. The Texas Mental Health Care Consortium shall designate an individual to serve as a representative on the council, contingent upon the enactment of Senate Bill 10, relating to the creation of the Texas Mental Health Care Consortium, or similar legislation by the Eighty-sixth Legislature, Regular Session. Any other state agency or institution that receives funding in this Act and provides specific behavioral health services may participate in the meetings and discussions of the coordinating council. The Mental Health Statewide Coordinator at the Health and Human Services Commission (HHSC) shall serve as chair of this council. The coordinating council shall meet at least once quarterly during fiscal years 2020 and 2021, or more frequently if determined necessary by the Mental Health Statewide Coordinator at HHSC.

HEALTH-RELATED PROVISIONS (Continued)

HHSC shall require certain community collaboratives that receive state grant funding to present twice annually on the impact each collaborative has had on project implementation and mental health outcomes on the population served by the grant funding. These community collaboratives shall include community collaboratives as defined by Government Code, Chapter 539; community recipients of a grant for veterans' mental health pursuant to Government Code, Section 531.0092; recipients of a grant through the Mental Health Grant Program for Justice-Involved Individuals; and recipients of a grant through the Community Mental Health Grant Program. It is the intent of the Legislature that these presentations serve as an opportunity to increase collaboration for the effective expenditure of behavioral health funds between state and local entities. No provision of this Act may be construed as granting the statewide behavioral health coordinating council authority over local projects implemented by the collaboratives listed above.

- (c) **Statewide Behavioral Health Strategic Plan.** The purpose of the statewide behavioral health coordinating council shall be to implement the five-year Statewide Behavioral Health Strategic Plan published May 1, 2016 per Article IX, Section 10.04(b), 2016-17 GAA, Eighty-fourth Legislature, 2015. The Statewide Behavioral Health Coordinating Council shall submit an annual report to the Governor, and the Legislative Budget Board including the progress of the strategic plan's implementation no later than December 1 of fiscal years 2020 and 2021. The report shall include coordinating council agency participation and how the strategic plan's implementation serves to coordinate programs and services to eliminate redundancy, utilize best practices in contracting standards, perpetuate identified, successful models for mental health and substance abuse treatment, ensure optimal service delivery, and identify and collect comparable data on results and effectiveness. The coordinating council shall annually update the inventory of behavioral health programs and services. The inventory shall describe how the identified programs, services, initiatives, and expenditures further the goals of the Statewide Behavioral Health Strategic Plan. HHSC shall make available the five-year strategic plan update and the inventory of programs on HHSC's website no later than December 1 of each year.

The Council shall also collaborate with the Board of Pharmacy and the Medical Board to create a sub-plan related to substance abuse. The sub-plan shall include challenges of existing prevention, intervention, and treatment programs, evaluation of substance use disorder prevalence, service ability, gaps in current services, and strategies for working with state agencies to expand treatment capacity.

- (d) **Coordination of Behavioral Health Expenditures.** The coordinating council shall submit to the Executive Commissioner of HHSC for approval a coordinated statewide expenditure proposal for each agency, which shall include the appropriation amounts identified in subsection (a) of this provision. The expenditure proposal shall describe how the identified appropriations at each agency or institution would be spent in accordance with, and to further the goals of the approved statewide behavioral health strategic plan. HHSC shall submit the coordinated statewide behavioral health expenditure proposal to the Legislative Budget Board by September 1, 2019 for fiscal year 2020 and by July 1, 2020 for fiscal year 2021. The plan shall be considered to be approved unless the Legislative Budget Board issues a written disapproval by November 1, 2019 for fiscal year 2020, or by September 1, 2020 for fiscal year 2021.

Notwithstanding any other appropriation authority granted by this Act, the Comptroller of Public Accounts shall not allow the expenditure of General Revenue-Related funds identified in subsection (a) by a particular agency if the Legislative Budget Board provides notification to the Comptroller of Public Accounts that the agency's expenditure proposal has not satisfied the requirements of this provision. If fiscal year 2020 or fiscal year 2021 General Revenue-Related funds are used to provide services required by federal law, are related to court-ordered treatment, or required as the result of administrative proceedings, the funding for these services shall still be included in the proposal, but these funds shall not be contingent upon approval.

The coordinated expenditure proposal shall be developed in a format specified by the Legislative Budget Board, and shall, at a minimum, include expenditures related to each program identified in the program inventory required by subsection (c) of this provision, identified by fund type. Behavioral health-related Medicaid expenditures shall also be included as a separate line item for each agency.

HEALTH-RELATED PROVISIONS (Continued)

Sec. 10.05. Funding for Autism Services. Appropriated elsewhere in this Act for autism services is \$22,392,870 in General Revenue Funds for the 2020-21 biennium, which is allocated to the following agencies for the following purposes:

- (a) Health and Human Services Commission (HHSC): General Revenue Funds totaling \$14,292,870 for the biennium for focused Applied Behavior Analysis (ABA) treatment services.
- (b) Texas Higher Education Coordinating Board (THECB): General Revenue Funds totaling \$8,100,000 for the 2020-21 biennium to distribute to autism research centers at institutions of higher education that currently provide evidence-based behavioral services and training, in the amounts and for the purposes as follows:
 - (1) Parent-directed Treatment: \$2,250,000 per fiscal year to serve 750 children per year;
 - (2) Board-certified Behavioral Analyst (BCBA) Training for Teachers/Paraprofessionals: \$950,000 per fiscal year to serve 2,547 children per year. The research centers may contract with educational service centers to provide this training;
 - (3) Research, development and evaluation of innovative autism treatment models: \$700,000 per fiscal year;
 - (4) Administrative support of the programs in subsections (b)(1) through (b)(3): \$150,000 per fiscal year may be expended by the Higher Education Coordinating Board;
 - (5) If funds appropriated under Subsections (b)(1), (2), or (3) exceed the funds that can be expended in accordance with the requirements of that subsection, the Higher Education Coordinating Board may expend the excess funds on any purpose described in Subsections (b)(1), (2) or (3); and
 - (6) Any unexpended balances on hand at the end of fiscal year 2020 are appropriated for the same purpose for fiscal year 2021.
- (c) THECB shall gather data on the above programs from each institution's autism research center and submit an annual report on the effectiveness of each program, including the number of children served, the number of parents and/or teachers/paraprofessionals trained, and the results of the research on innovative treatment models. The report shall be submitted no later than September 1 of each year to the Legislative Budget Board, Office of the Governor, the Chair of the House Appropriations Committee, Chair of the Senate Finance Committee, Speaker of the House, and Lieutenant Governor.

Sec. 10.06. Cross-Agency Coordination on Healthcare Strategies and Measures.

- (a) Out of funds appropriated elsewhere in this Act, the Health and Human Services Commission shall coordinate with the Department of State Health Services, the Employees Retirement System of Texas, the Texas Department of Criminal Justice, and the Teacher Retirement System to compare healthcare data, including outcome measures, to identify outliers and improvements for efficiency and quality that can be implemented within each healthcare system. To administer the data comparison, HHSC shall expend \$2.5 million per year with the Center for Healthcare Data at the University of Texas Health Science Center at Houston (UT Data Center) for data analysis, including individual benchmark and progress data for each agency. As applicable, agencies shall collaborate on the development and implementation of potential value-based payment strategies, including opportunities for episode-based bundling and pay for quality initiatives.
- (b) The agencies shall meet quarterly to carry out coordination activities as described above.
- (c) The agencies shall submit a report to the Legislative Budget Board and the Governor no later than September 1, 2020 describing coordination activities, efficiencies identified, individual agency policies and practices that have been improved due to the application of the data, and recommendations on future ways to reduce cost and improve quality of care in each healthcare system.

Part 11. PROVISIONS RELATED TO REAL PROPERTY

Sec. 11.01. Limitation on Use of Funds for Personal Residences.

- (a) Out of appropriations made by this Act, expenditures exceeding an aggregate amount of \$25,000 for the biennium beginning on September 1, 2019, may not be made for purchasing, remodeling, or repairing of any one particular personal residence or living quarters unless the expenditures are:
 - (1) required by court order;
 - (2) will result in increased safety, significant net cost savings, or prevention of substantial waste; or
 - (3) are specifically identified in a Capital Budget in this Act
- (b) The Texas Facilities Commission shall report all expenditures of funds appropriated by this Act exceeding an aggregate amount of \$25,000 for the biennium for purchasing, remodeling, or repairing any one particular personal residence or living quarters to the Legislative Budget Board.

Sec. 11.02. Reporting Related to State Owned Housing.

- (a) Agencies that provide employee housing shall report to the Legislative Budget Board annually:
 - (1) the estimated fair market rental value of housing supplied by the agency; and
 - (2) the amount of revenue (if any) recovered.
- (b) An agency may withhold rent payments from the salary of an agency employee. The Comptroller may adopt rules related to withholding of rent payments from salaries.

Sec. 11.03. Statewide Capital Planning.

- (a) An agency or institution of higher education appropriated funds by this Act shall supply to the Bond Review Board capital planning information relating to projects subject to this section and financing options for the 2022-23 fiscal biennium in a format and according to guidelines developed by the Bond Review Board. Such information shall include:
 - (1) a description of the project or acquisition;
 - (2) the cost of the project;
 - (3) the anticipated useful life of the project;
 - (4) the timing of the capital need;
 - (5) a proposed source of funds (method of financing);
 - (6) a proposed type of financing; and
 - (7) any additional related information requested by the Bond Review Board.
- (b) The Bond Review Board shall compile a statewide capital expenditure plan for the 2022-23 fiscal biennium from the information submitted by agencies and institutions in accordance with the capital planning guidelines. Copies of the guidelines shall be filed with the Governor and the Legislative Budget Board no later than December 31, 2019. The Bond Review Board shall file copies of the capital expenditure plan for the period beginning September 1, 2021, with the Governor and the Legislative Budget Board no later than September 1, 2020.
- (c) The statewide capital plan required by this section shall identify the state's capital needs and alternatives to finance these needs. The Bond Review Board shall review input from all state agencies and institutions regarding the agencies' and institutions' current and future capital needs as part of the strategic planning process. The Bond Review Board shall inform the Legislature on the possible budget impact of the capital plan on the state's debt capacity.

PROVISIONS RELATED TO REAL PROPERTY
(Continued)

- (d) This section applies to each anticipated state project requiring capital expenditures for:
 - (1) land acquisition;
 - (2) construction of buildings and other facilities;
 - (3) renovations of buildings and other facilities estimated to exceed \$1 million in the aggregate for a single state agency or institution of higher education; or
 - (4) major information resources projects estimated to exceed \$1 million.
- (e) The Higher Education Coordinating Board and the Bond Review Board shall eliminate redundant reporting by consolidating this report and the Higher Education Coordinating Board's Master Plan report, to the greatest extent possible.

Sec. 11.04. Efficient Use of State Owned and Leased Space.

- (a) In the event that an agency moves from leased space to state owned space subsequent to the passage of this Act, the Comptroller shall reduce funds appropriated to each affected agency, by an amount equal to the lease costs that would have been incurred for the remainder of the biennium had the agency remained in leased space, less the costs the agency incurs for moving and the agency's tenant finish-out expenses as defined by the Texas Facilities Commission. Required moving and tenant finish-out costs incurred by an agency moving from leased space to state owned space in fiscal year 2019 may be paid from fiscal year 2020 appropriations and costs incurred in 2020 may be paid from fiscal year 2021 appropriations as necessary to facilitate the move. The Comptroller shall transfer to the Texas Facilities Commission from the special funds or accounts, including dedicated General Revenue Fund accounts (as those terms are defined by §403.001, Government Code), of those agencies that move into a state facility funded from Texas Public Finance Authority revenue bond proceeds, each agency's proportional share of the lease payments made for the facility as determined by the Texas Facilities Commission. The Comptroller shall reduce the amounts appropriated to the Texas Facilities Commission out of the General Revenue Fund for Lease Payments, in the appropriate Article of this Act, by an amount equal to the sum of the transfers from the special funds or accounts. The funds so transferred are appropriated to the Texas Facilities Commission for the purposes of making lease payments to the Texas Public Finance Authority.
- (b) In the event that an agency obtains a lease at a rate lower than existing lease amounts, subsequent to the passage of the Act, the Comptroller shall reduce funds appropriated to each affected agency by an amount equal to the lease costs that would have been incurred for the remainder of the 2020-21 biennium, as determined by the Comptroller. If obtaining a reduced lease rate requires the agency to move its location, the Comptroller shall reduce the agency's appropriations less costs the agency incurs for moving the agency's tenant finish-out expenses as defined by the Texas Facilities Commission. Required moving and tenant finish-out costs incurred by an agency moving from leased space in fiscal year 2020 may be paid from fiscal year 2021 appropriations as necessary to facilitate the move.

Sec. 11.05. State Agency Emergency Leases. It is the intent of the Legislature that all emergency leases held by state agencies be eliminated. To ensure better planning on the part of state agencies and response from the Texas Facilities Commission Leasing Division, state agencies are directed to adhere to the following provisions:

- (a) A state agency that is in an emergency lease agreement on September 1, 2019 shall have its appropriation in each fiscal year in which it is in the emergency lease agreement reduced by the dollar amount charged to the agency in addition to its base level rent.
- (b) At least one year before an agency's lease expires, an agency must notify the Texas Facilities Commission in writing of its intent to renew its existing lease or relocate its offices.
- (c) If an agency fails to notify the Texas Facilities Commission in writing at least one year prior to a lease expiration, and is subsequently forced to initiate an emergency lease agreement, the agency shall have its appropriation in each fiscal year in which it is in an emergency lease agreement reduced by the dollar amount charged to the agency in addition to its base level rent.

PROVISIONS RELATED TO REAL PROPERTY
(Continued)

- (d) If an agency notifies the Texas Facilities Commission in writing one year prior to a lease expiration in accordance with Chapter 2167, Government Code, and the Texas Facilities Commission fails to renew/initiate a lease agreement for the agency by the lease expiration date, and an agency is forced to initiate an emergency lease agreement, the Texas Facilities Commission shall have its appropriation reduced in each fiscal year in which the affected agency is in an emergency lease agreement by the dollar amount charged to the agency in addition to the agency's base level rent.
- (e) The Comptroller will make all necessary reductions established in this provision each month of an emergency lease agreement. Funds lapsed by agencies for violation of this provision shall be deposited into the fund in the State Treasury from which they were originally appropriated.
- (f) Additionally, the Texas Facilities Commission shall provide quarterly reports to the Legislative Budget Board and the Governor detailing the number of state agencies holding emergency leases, and providing the status on the progress of terminating the emergency lease agreement.
- (g) In addition to the requirements of this section, emergency leases for health and human services agencies are also governed by §2167.004, Government Code.

Sec. 11.06. Prepayment of Annual Lease Costs.

- (a) The Texas Facilities Commission may enter into an agreement, on behalf of a state agency, with a landlord for prepayment of the annual lease costs in exchange for an early payment discount.
- (b) A report regarding the amount of savings realized as a result of an early payment discount shall be provided to the Legislative Budget Board by the Texas Facilities Commission no later than 30 days subsequent to the date of the duly executed agreement with the landlord. After approval by the Legislative Budget Board, the Comptroller shall reduce the appropriations of the affected agency for each year of the biennium in an amount identified by the Texas Facilities Commission and submitted to the Comptroller.

Sec. 11.07. Efficient Use of State Property to House State Facilities. In accordance with Government Code §2167.002, prior to leasing privately owned space, state agencies, or the Texas Facilities Commission on behalf of state agencies, shall identify and prioritize state-owned property with available capacity for relocation, upon expiration of a current lease, or when opening new locations. Agencies shall consider all reasonably available state-owned space, and prioritize utilizing state owned property if cost effective and consistent with the designated use of the property.

Part 12. PROVISIONS RELATED TO PROPERTY

Sec. 12.01. Aircraft.

- (a) Notwithstanding any other provision of this Act, the purchase of aircraft may not be made from appropriated funds except as authorized in this section.
- (b) Agencies authorized to expend appropriated funds for the maintenance and operation of state-owned aircraft or replacements authorized by Subsection (d) are:
 - (1) Texas A&M University System;
 - (2) Texas Department of Criminal Justice;
 - (3) Texas Department of Transportation;
 - (4) Parks and Wildlife Department;
 - (5) Department of Public Safety of the State of Texas;
 - (6) University of Texas System;

PROVISIONS RELATED TO PROPERTY
(Continued)

- (7) Texas State Technical College; and
- (8) Texas Forest Service.
- (c) Notwithstanding any other provision of this Act, all state-owned aircraft (including aircraft forfeited to or seized by a particular agency) are subject to the authority of the Texas Department of Transportation.
- (d) Expenditure of appropriated funds for replacement of aircraft with aircraft of comparable quality may be made contingent upon approval of the Texas Department of Transportation and a finding of fact by the Governor that a report has been filed with the Governor showing that:
 - (1) the aircraft to be replaced has been destroyed or has deteriorated to an extent that continued operation presents a serious hazard or that the aircraft to be replaced can no longer meet the mission requirements of the principal user state agency; and
 - (2) other state-owned aircraft cannot be effectively utilized in lieu of a replacement aircraft.
- (e) Expenditures necessary to purchase liability insurance pursuant to §2205.045(a), Government Code, shall be made on a pro rata basis, as determined by the Texas Department of Transportation, from appropriations authorized to each agency operating a state-owned aircraft. The Comptroller shall transfer such necessary amounts from agencies operating aircraft to the Texas Department of Transportation for the purchase of liability insurance and expenditure of such funds by the Department is authorized.
- (f) Any reimbursements received by a state agency for authorized aircraft services rendered to another state agency are appropriated to the agency receiving the reimbursements, and shall be credited to the agency's appropriation item from which the cost of aircraft operation is paid.

Sec. 12.02. Publication or Sale of Printed, Recorded, or Electronically Produced Matter or Records.

- (a) Funds appropriated by this Act may not be used for the publication, recording, production, or distribution of any item or matter, including lists, notices, pamphlets, video recordings, audio recordings, microfiche, films or other electronically produced information or records unless such publication, recording, or production is:
 - (1) essential to accomplish or achieve a strategy or outcome target established by this Act; or
 - (2) required by law.
- (b) Any funds received and collected from any charges specifically authorized by statute for the productions, publications, or records are appropriated to the agency issuing the productions, publications, or records for use during the year in which the receipts are collected. The Comptroller shall credit such receipts to the like appropriation item from which the original costs are paid.

Sec. 12.03. Limitation on Expenditures for Purchases and Conversions of Alternative Fuel Vehicles. A state agency, including an institution of higher education, that is required to meet the percentage requirements for vehicles capable of using alternative fuels under Chapter 2158, Government Code, may expend funds appropriated by this Act for the purpose of meeting the percentage requirements only if the agency purchases or converts a vehicle that uses the most cost-effective, fuel efficient and mechanically efficient alternative fuel source.

Sec. 12.04. Transfer of Master Lease Purchase Program Payments.

- (a) The Texas Public Finance Authority may transfer each agency's share of administrative fees and lease payments pursuant to the Master Lease Purchase Program from each agency's appropriations made elsewhere in this Act to the Texas Public Finance Authority Master Lease Purchase Program cost of issuance funds and the State Lease Fund Account, respectively. Transfers for administrative fees and lease payments may not be made earlier than 15 days prior to the date that debt service payment is required. The Texas Public Finance Authority may transfer funds necessary for Master Lease Purchase Program debt service payments from the State Lease Fund Account to the Texas Public Finance Authority Master Lease Purchase Program interest and sinking funds.

PROVISIONS RELATED TO PROPERTY
(Continued)

- (b) The Comptroller shall assist the Texas Public Finance Authority in the transfer of lease payments. State agencies participating in the Master Lease Purchase Program shall cooperate in the timely transfer of lease payments to the Texas Public Finance Authority. The absence of specific Master Lease payment appropriations, identified in an agency's capital budget, does not release an agency from lease payment obligations.

Sec. 12.05. Vehicle Fleet Maintenance and Repair. State agencies and institutions of higher education should use the most cost effective means available to maintain and repair state vehicles, including entering into interagency agreements for services with agencies or institutions of higher education who operate vehicle maintenance shops when feasible. This does not prohibit state agencies or institutions of higher education from receiving services from private vehicle maintenance shops when necessary.

Any such interagency agreement for vehicle maintenance and repair services shall include interagency transfers of funds in an amount to offset any increased costs state-owned maintenance shops may incur from the increase number of vehicles serviced, and shall not restrict the ability of state agencies or institutions of higher education from selecting alternatives for vehicle maintenance and repair services, unless restricted by other law.

Part 13. FEDERAL FUNDS

Sec. 13.01. Federal Funds/Block Grants. Funds received from the United States government by a state agency or institution named in this Act are appropriated to the agency or institution for the purposes for which the federal grant, allocation, aid, payment, or reimbursement was made subject to the provisions of this Act.

Sec. 13.02. Report of Additional Funding.

- (a) Upon receipt or notice of future receipt of any funds appropriated under §13.01 of this Article IX in an amount in excess of \$10 million greater than the amount for which an agency was appropriated federal funds for the same purpose in this Act, each agency shall request approval from the Legislative Budget Board and the Governor to expend the funds. The agency shall also provide notice of the receipt to the Comptroller and the Chair of the House Select Committee on State and Federal Power and Responsibility. Both the request and the notification shall specify the amount of federal funds received and the proposed use of the funds.
- (b) If after the thirtieth business day after the approval request is submitted by the agency neither the Legislative Budget Board nor the Governor issue a written disapproval, the Comptroller of Public Accounts shall release the funds.
- (c) Notwithstanding Subsection 13.02(b) of this Article IX, in the event of a disaster proclamation by the governor under the Texas Disaster Act of 1975, Chapter 418, Government Code, the Comptroller of Public Accounts shall immediately release funds which have been appropriated to an agency pursuant to Subsection 13.01 of this Article IX. An agency receiving funds under this Subsection 13.02(c) shall provide notice of the receipt to the Legislative Budget Board and the Governor which specifies the amount of federal funds received and the proposed use of the funds.

Sec. 13.03. Report of Expanded Operational Capacity.

- (a) Agencies shall report their operational capacity for expanded federal programs, except Medicaid, to the Legislative Budget Board if either of the following conditions is met:
- (1) an existing federal program that previously granted an agency \$10 million or more per year increases its grant by at least 1000 percent; or
 - (2) a new federal program grants at least \$100 million to a state agency.
- (b) Reports submitted under Subsection (a) of this section shall:
- (1) include goals, resources, timeframes, and issues critical to program execution;

FEDERAL FUNDS
(Continued)

- (2) be submitted within 90 days of the date the agency receives a notice of grant award;
- (3) be prepared in a format specified by the Legislative Budget Board.

Sec. 13.04. Reports to Comptroller. It is the intent of the legislature, that in the event one or more state agencies are awarded, by the United States government, a combined amount greater than or equal to \$1 billion in federal stimulus funds or other one-time allocations appropriated through legislation separate from the annual federal appropriations bills, the Comptroller shall set state reporting standards and time lines, including performance benchmarks, for all affected agencies, including institutions of higher education, that align with any related federal reporting requirements. The Comptroller may recover the cost of this activity pursuant to authority in Government Code, Chapter 771.

Sec. 13.05. Deposit and Expenditure Limitations. Except for an institution of higher education, federal funds:

- (1) including unexpended balances, shall be deposited to and expended from the specific appropriation item identified in this Act; and
- (2) may not be expended for a strategy or function other than a strategy or function that has been reviewed by the Eighty-sixth Legislature and authorized by specific language in this Act or encompassed by an agency's budget structure as established by this Act.

Sec. 13.06. Reimbursements from Federal Funds. As applicable, federal reimbursements received for expenditures previously made or services performed on behalf of federal programs from state funds shall be credited by the Comptroller to the fund from which the expenditure was originally made. The credit shall be to the agency's current appropriation item or accounts from which the expenditures of like character were originally made and are appropriated. Reimbursements received from employee benefits paid from General Revenue Fund appropriations of other administering agencies shall be deposited to the unappropriated General Revenue Fund.

Sec. 13.07. Limitations on Classified Positions.

- (a) A classified position created for administration of federal grant programs shall be phased out upon discontinuance of the particular federal grant for which it was authorized.
- (b) Agencies subject to Chapter 654, Government Code (the Position Classification Act) will make federal grant employment in accordance with the provisions of that Act in positions listed in, or otherwise authorized by, this Article IX.

Sec. 13.08. Funding Reductions. In the event that federal programs that authorize federal funds included in this Act are eliminated, consolidated, or replaced with new federal programs and funding authorization or block grants, or the federal funds appropriated to agencies are reduced, any reduction or reallocation of federal funds will be distributed across affected agencies and programs to pattern the strategies and programs included in this Act to the extent possible without restricting the state's ability to receive federal funds, in accordance with a plan adopted by the designated single state agency or otherwise by each affected agency. An agency shall provide a copy of the plan to the Legislative Budget Board and the Governor.

Sec. 13.09. Unexpended Balances. Except as provided by §13.10 of this Article IX, any unexpended balances of federal funds existing at the beginning of this biennium or at the end of a fiscal year of this biennium are appropriated for use during this biennium for the original purposes of the appropriation.

Sec. 13.10. Temporary Assistance for Needy Families (TANF), Social Services Block Grant (SSBG), or Child Care and Development Block Grant (CCDBG).

- (a) Notwithstanding §13.01, agencies appropriated Temporary Assistance for Needy Families (TANF), Social Services Block Grant (SSBG), or Child Care and Development Block Grant (CCDBG) Federal Funds elsewhere in this Act may expend any balances of TANF, SSBG, or CCDBG funds that are unobligated and unexpended at the beginning of this biennium from an appropriation made during the previous biennium or any additional TANF, SSBG, or CCDBG federal grants. In addition, the TANF, SSBG, or CCDBG funds appropriated elsewhere in this Act and/or the balance of all available TANF, SSBG, or CCDBG federal funds may be transferred as appropriate by the Single State Agency for TANF, SSBG, or CCDBG, respectively.

FEDERAL FUNDS
(Continued)

- (b) No expenditures under this section may be made without prior approval by the Legislative Budget Board and Governor as provided by Subsection (c).
- (c) (1) To request approval to expend funds under Subsection (b) of this §13.10, the agency or Single State Agency shall submit a written request to the Legislative Budget Board and the Governor. At the same time, the agency or Single State Agency shall provide a copy of the request to the Comptroller of Public Accounts. The request shall include the amount of unexpended balance or additional federal grants of TANF, SSBG, or CCDBG funds, a detailed explanation of the purpose and use of the funds, and an estimate of the impact on performance measures and capital budgets. If the purpose for the unexpended balance differs from the original purpose, the request shall include the names of the originating and receiving strategies for the funds. Additional information requested by the Legislative Budget Board or the Governor shall be provided in a timely manner.
- (2) The request shall be considered to be approved if neither the Legislative Budget Board nor the Governor issues a written disapproval within 30 business days of the date on which the staff of the Legislative Budget Board concludes its review of the proposal to expend the funds and forwards its review to the Chair of the House Appropriations Committee, Chair of the Senate Finance Committee, Speaker of the House, and Lieutenant Governor.
- (d) The Comptroller of Public Accounts shall not authorize the expenditure of unexpended balances or additional TANF, SSBG, or CCDBG federal funds if the Legislative Budget Board provides notification to the Comptroller of Public Accounts that the requirements of this provision have not been satisfied.

Sec. 13.11. Definition, Appropriation, Reporting and Audit of Earned Federal Funds.

- (a) **Definition.** Earned Federal Funds (EFF) are defined as all monies received in connection with each entitlement period of a federally funded contract, grant or program, excluding reimbursements under §13.06 of this Article which are not required by the governing agreement to be distributed thereon. Typically, EFF arise from recoveries of costs previously paid from a nonfederal fund source, indirect cost allocations, interest earned on federal funds, and minor sources such as the sale of fixed assets purchased with federal funds. These funds are received in connection with a federally funded program but are not required by the governing agreement to be distributed on that program. For state accounting purposes, EFF are defined as revenues collected from federal receipts and deposited into the state General Revenue Fund as Comptroller revenue object codes 3602, 3702, 3726, 3745, 3750, 3773, 3851, and 3971 .
- (b) **Collected Revenue.** General Revenue in the amounts specified by year below is appropriated in agency bill patterns elsewhere in this Act and is contingent on collection of EFF revenues by the following agencies:

	2020	2021
Article I: General Government		
Attorney General	\$11,062,391	11,085,950
Trusted Programs of the Governor	1,500,000	1,500,000
Library & Archives Commission	110,630	110,630
Veterans Commission	1,110,194	1,110,192
Article II: Health and Human Services		
Dept. of Family and Protective Services	\$185,751	176,463
Department of State Health Services	1,443,914	1,443,914
Health and Human Services Commission	14,189,780	14,189,780
Article III: Education		
Texas Education Agency	\$533,409	533,409
Higher Education Coordinating Board	200,000	200,000
Article V: Public Safety and Criminal Justice		
Texas Military Department	\$100,000	100,000
Department of Public Safety	100,000	100,000
Juvenile Justice Department	110,000	110,000
Article VI: Natural Resources		
Department of Agriculture	\$6,438,557	6,438,557
General Land Office	1,593,580	1,593,580
Animal Health Commission	339,000	339,000
Commission on Environmental Quality	5,200,000	5,200,000

FEDERAL FUNDS
(Continued)

Parks and Wildlife Commission	225,000	225,000
Railroad Commission	1,987,749	1,987,749
Water Development Board	106,958	106,958
Article VII: Business and Economic Development		
Housing and Community Affairs	\$1,933,640	1,967,789
Workforce Commission	374,216	374,216
Article VIII: Regulatory		
Department of Insurance	\$263,806	263,806
General Revenue in Lieu of Earned		
Federal Funds	\$49,186,638	49,235,058

- (c) **Reporting and Appropriation.** On a quarterly basis, the Comptroller shall notify the Legislative Budget Board and Governor of the EFF amounts deposited by agency. In the event that an agency specified above collects and deposits more EFF than identified above in fiscal year 2020, the agency is appropriated the additional amounts subject to the following conditions:
- (1) At least 30 days prior to budgeting or expending the EFF above the 2020 level above, the agency shall report the anticipated amounts and proposed use of these funds to the Legislative Budget Board.
 - (2) Notification shall include information regarding the need that will be served with the additional revenue.
 - (3) Notification shall also identify the impact on established performance targets, measures, capital budget authority, and full-time-equivalent positions.
- (d) **Reporting and Appropriation.** Subsection (c) authority and requirements shall also apply to fiscal year 2021.
- (e) **No Unexpended Balance Authority from Fiscal Year 2019 for Agencies.** The amounts of General Revenue above for all listed agencies exclude any unexpended balances of EFF that remain on August 31, 2019. It is assumed that any remaining balances of EFF on August 31, 2019, lapse to the General Revenue Fund.
- (f) **Unexpended Balance Authority Between Years of the 2020-21 Biennium.** Any EFF balances in excess of the amounts identified in Subsection (b) of this section or any balance remaining from the amounts identified in Subsection (b) on August 31, 2020 may be carried forward into fiscal year 2021.
- (g) **Benefits Proportional.** Revenues collected as EFF as authorized and generated by each of the agencies above cover, at a minimum, the cost of the General Revenue appropriations specified above and any associated employee benefits.
- (h) **Federal Monies Collected for Post-retirement Health Care.** Federal monies collected for post-retirement health care costs shall be deposited as unappropriated general revenue and are not eligible for appropriation by this provision.
- (i) **Amounts Contingent on Collection.** The yearly amounts by agency identified above are contingent on collection. In the event that actual and/or projected revenue collections are insufficient to offset the appropriations identified in this provision, the Comptroller shall reduce the General Revenue appropriations provided by this Act to be within the amount of EFF collections expected to be available.
- (j) **Contingency Appropriation for Additional Agencies.** In the event that an agency not identified above enters into an agreement with a federal agency which results in the receipt of EFF which are a new source of collections not anticipated for fiscal years 2020 and 2021, the affected agency shall furnish documentation of the new revenue to the Comptroller. If the Comptroller finds the information sufficient to support the revenue stream as a new collection, a finding of fact shall be issued and the additional EFF collections are appropriated subject to the notification requirements in Subsections (c) and (d).
- (k) **Audit.** The depositing and classification practices of Earned Federal Funds by agencies referenced above shall be subject to audit by the State Auditor's Office.

FEDERAL FUNDS
(Continued)

Sec. 13.12. Reporting of Federal Homeland Security Funding. All state agencies and institutions shall include in their operating budget reports to the Legislative Budget Board:

- (1) an estimated amount of federal homeland security funding received by the agency or institution of higher education and used for the operation and administration of state homeland security programs; and
- (2) the amount of federal homeland security funding received by the agency or institution and passed through to other agencies, institutions, or local units of government.

Part 14. AGENCY DISCRETIONARY TRANSFER PROVISIONS

Sec. 14.01. Appropriation Transfers.

- (a) Subject to any specific restriction in another provision of this Act, an appropriation contained in this Act may be transferred from one appropriation item to another appropriation item in an amount not to exceed 20 percent of the appropriation item from which the transfer is made for the fiscal year, at the discretion of the chief administrative officer of the state agency.
- (b) After obtaining the written approval of the Governor and the Legislative Budget Board, a state agency may exceed the 20 percent discretionary transfer authority provided to the chief administrative officer of the state agency under Subsection (a) of this Section.
- (c) A request for approval to exceed the 20 percent discretionary transfer authority provided to the chief administrative officer of the state agency under Subsection (a) of this Section must be submitted by the agency's governing board (if the agency has a governing board) or by the chief administrative officer (if the agency does not have a governing board) and must include at a minimum:
 - (1) the date on which the governing board (if applicable) approved the request;
 - (2) a statement justifying the need to exceed the transfer limitation;
 - (3) the source of funds to be used to make the transfer; and
 - (4) an explanation as to why such transfer cannot be deferred.
- (d)
 - (1) Funds appropriated by this Act in items of appropriation that are part of a Goal for "Indirect Administrative and Support Costs" or "Indirect Administration" may also be transferred from one appropriation item to another appropriation item within that same Goal without limitation as to the amount of such a transfer.
 - (2) Funds appropriated by this Act in items of appropriation that are part of a Goal for "Indirect Administration" or "Indirect Administrative and Support Costs" may not be increased by transfer from an appropriation item from another Goal without the prior written approval of the Governor and the Legislative Budget Board.
- (e) Appropriations made by this Act to each state agency are not subject to transfer between fiscal years nor between agencies except under the provisions of interagency contract, budget execution statutes, or specific rider or statutory authorization.

Sec. 14.02. Transfers for Contract Services. Funds appropriated in the various Articles of this Act for Retirement and Group Insurance, and Social Security and Benefit Replacement Pay may be transferred between Articles for similar appropriation items for the purpose of paying employee benefits costs incurred by higher education institutions when those institutions have contracted to provide services to state agencies.

Sec. 14.03. Transfers - Capital Budget.

- (a)
 - (1) Contained in appropriations made to certain agencies by this Act are amounts identified as the "Capital Budget." Except as provided under this Section, none of the funds

AGENCY DISCRETIONARY TRANSFER PROVISIONS
(Continued)

appropriated by this Act, in excess of amounts restricted to capital budget purposes, may be expended for capital budget purposes without the prior written approval of the Governor and Legislative Budget Board.

- (2) The restrictions, limitations, reporting, and approval requirements of this §14.03 do not apply to a change in the method of finance which might result as a part of a transfer transaction involving a capital budget item of appropriation, provided that the transfer transaction otherwise complies with the requirements of this §14.03 and the other provisions of this Act.
- (b) A request for approval to exceed the transfer limitation on capital budget expenditures under Subsection (h) must be submitted by the agency's governing board (if the agency has a governing board) or by the chief administrative officer of the agency (if the agency has no governing board) and must include at a minimum:
 - (1) the date on which the governing board (if applicable) approved the request;
 - (2) a statement justifying the need to exceed the limitation;
 - (3) the source of funds to be used to make the purchases; and
 - (4) an explanation as to why such expenditures cannot be deferred.
- (c) This restriction does not apply to:
 - (1) expenditures for capital outlay items or projects that are not included in the definition of "Capital Budget" under Subsection (d); or
 - (2) expenditures for Capital Budget purposes made by institutions, including:
 - (A) institutions and agencies of higher education; or
 - (B) public community/junior colleges.
- (d) "Capital Budget" includes expenditures, for assets with a biennial project cost or unit cost in excess of \$100,000, within the following categories:
 - (1) Acquisition of Land and Other Real Property (except for right-of-way purchases made by the Texas Department of Transportation);
 - (2) Construction of Buildings and Facilities;
 - (3) Repairs or Rehabilitation of Buildings and Facilities;
 - (4) Construction of Roads (except for such expenditures made by the Texas Department of Transportation);
 - (5) Acquisition of Information Resource Technologies (including for purchase or contract for computer time, facility resources, maintenance, and training);
 - (6) Transportation Items;
 - (7) Acquisition of Capital Equipment and Items; or
 - (8) Other Lease Payments to the Master Lease Purchase Program (for items acquired prior to September 1, 2019, only).
- (e) Any expenditure directly related to acquisition of an asset, or to placing an asset in service, may be paid from the appropriation made to the "Capital Budget."
- (f) In implementing this section, the Comptroller should refer to the detailed instructions for preparing and submitting requests for legislative appropriations for the biennium beginning September 1, 2019, and the definitions included in those detailed instructions, and to the official request for legislative appropriations submitted by the affected agency.

AGENCY DISCRETIONARY TRANSFER PROVISIONS
(Continued)

- (g) Appropriations restricted to capital budget purposes and not identified in a "Capital Budget" as being for lease payments to the master lease purchase program (MLPP) or for other lease-purchase payments may be utilized to make lease payments under MLPP or for other lease or installment payments only if the agency to which the appropriation is made provides a report to the Comptroller specifying the sum of the lease payments to be made during the biennium for the Capital Budget item being acquired. The Comptroller shall reduce the appropriation made by this Act for the Capital Budget item in an amount equal to the difference between the appropriated amount and the sum of the lease payments for the biennium and deposit that amount into the unappropriated balance of the original funding source. In the event that the Comptroller cannot determine the amount appropriated for a specific Capital Budget item, the amount shall be determined by the Legislative Budget Board.
- (h) (1) Subject to any specific restriction in another provision of this Act, an agency may transfer appropriations:
- (A) from a non-capital budget item to a capital budget item;
 - (B) from a capital budget item to another capital budget item; or
 - (C) from a capital budget item to an additional capital budget item not presented in the agency's bill pattern.
- (2) Without the written approval of the Governor and the Legislative Budget Board:
- (A) the amounts transferred during a fiscal year as provided by Subdivision (1) of this Subsection (h) may not exceed 25 percent of either:
 - (i) the amount of the capital budget item, as presented in the agency's bill pattern from which funds are being transferred; or
 - (ii) the amount of the capital budget item, if presented in the agency's bill pattern, to which funds are being transferred;
 - (B) appropriations may not be transferred directly from a non-capital budget item to an additional capital budget item not presented in the agency's bill pattern;
 - (C) appropriations may not be transferred to an additional capital budget item that is not presented in the agency's bill pattern if that additional capital budget item was presented to a committee, subcommittee, or working group of the Eighty-sixth Legislature but was not adopted by the Eighty-sixth Legislature; and
 - (D) an agency that does not have a capital budget provision following its items of appropriation in this Act may not use funds appropriated by this Act for creation of a capital budget item.
- (3) An agency may not transfer appropriations from a capital budget item to a non-capital budget item without the prior written approval of the Governor and the Legislative Budget Board.
- (4) An agency may transfer appropriations for data center consolidation or data center services, as defined by Subsection (1)(2), as provided by §2054.386, Government Code.
- (i) Unexpended balances remaining in appropriations made by this Act for capital budget purposes for use during the first year of the biennium are appropriated for use during the second year of the biennium for the same purpose.
- (j) (1) Notwithstanding limitations on capital expenditures provided elsewhere, appropriations made by this Act that may be used for the payment of utility bills may be used to pay for energy and water conservation-related projects, including lease payments under the state's Master Lease Purchase Program, entered into in accordance with energy and water conservation statutes.
- (2) Capital expenditures for items that could be financed through the utility savings made possible by a comprehensive energy and water conservation contract authorized by §2166.406, Government Code, are prohibited unless part of a comprehensive energy or water conservation contract authorized under §2166.406, Government Code.

AGENCY DISCRETIONARY TRANSFER PROVISIONS
(Continued)

- (3) Before authorizing expenditures for capital items that consume energy or water or that are related to the energy or water consumption of an agency's facilities, the Comptroller must verify that the items could not be part of a cost-effective contract for energy and water conservation measures authorized by §2166.406, Government Code.
- (k) Legislative Budget Board may direct the Comptroller of Public Accounts to reduce funds appropriated by this Act to a state agency for capital budget purposes.
- (l) (1) In order to provide for unanticipated shortages in appropriations made by this Act for fiscal year 2020 for the payment of data center services costs, amounts identified elsewhere in this Act in fiscal year 2021 for "data center consolidation" or "data center services" may be transferred to fiscal year 2020 to pay data center services costs.
- (2) "Data Center Consolidation" or "Data Center Services" for the purposes of this §14.03 is defined as state data center services provided by the Department of Information Resources in accordance with Government Code, Chapter 2054, Subchapter L, including software licensing services, application services, security services, and public and private cloud services.

Sec. 14.04. Disaster Related Transfer Authority.

- (a) **Policy and Procedure:** In the event of a disaster proclamation by the governor under the Texas Disaster Act of 1975, Chapter 418, Government Code, transfers of appropriations made in this Act, if necessary to respond to the disaster and if made according to the terms of this §14.04, are permitted. This section is intended to serve as a means for quickly, effectively, and efficiently transferring appropriations in the event of a disaster. This §14.04 provides an exception to any other provision of this Act which might otherwise limit transfers of appropriations such as by imposing a limit on the amount of a transfer or which might otherwise limit transfers of appropriations by causing a delay in making a transfer because of the need to take actions such as preparing reports or obtaining approvals prior to transferring appropriations necessary for responding to a disaster. No part of this §14.04 shall be read to limit, modify, or abridge the authority of the Governor to proclaim an emergency, disaster, or martial law or exercise any other powers vested in the governor under the constitution or other laws of this state.
- (b) **Health and Human Services Agencies:** For a health and human services agency appropriated funds under Article II of this Act, that directly responds to the disaster, the Commissioner of Health and Human Services may transfer funds from another health and human services agency appropriated funds under Article II of this Act, to the responding agency, and may transfer funds between the strategies of each agency for the purpose of funding the disaster response subject to the prior notification of the Legislative Budget Board and Governor as provided by Subsection (g) of this §14.04.
- (c) **Other Agencies:** An agency, other than a health and human services agency appropriated funds under Article II of this Act, that directly responds to a disaster may transfer appropriations within the agency, without regard to any limits on transfer of appropriations between strategies, subject to the prior notification of the Legislative Budget Board and Governor as provided by Subsection (g) of this §14.04.
- (d) **Transfers Between Agencies:** In the event that a transfer involving at least one agency not appropriated funds under Article II of this Act is necessary in order to respond to a disaster, the agencies involved in the transfer shall request approval from the Legislative Budget Board and the Governor for the emergency transfer of funds, pursuant to Article XVI, §69, Texas Constitution. Any request under this Subsection (d) of this §14.04 shall include the same information required in the recommended plan of transfer below, and a copy shall be provided to the Comptroller. A request made under this Subsection (d) of this §14.04 is subject to the prior notification of the Legislative Budget Board and Governor as provided by Subsection (g) of this §14.04.
- (e) **Appropriation Transfers between Fiscal Years:** Agencies responding to a disaster may transfer funds appropriated in fiscal year 2021 to fiscal year 2020, subject to the prior notification of the Legislative Budget Board and Governor as provided by Subsection (g) of this §14.04.

AGENCY DISCRETIONARY TRANSFER PROVISIONS
(Continued)

- (f) **Unexpended Balances:** Any unobligated balances from transfers made under Subsection (e) of this §14.04 as of August 31, 2020, are appropriated to the agency for the same purpose for the fiscal year beginning September 1, 2020.
- (g) **Notification of Recommended Plan of Transfer.**
 - (1) **Recommended Plan of Transfer:** A recommended plan of transfer submitted by an agency to the Governor and Legislative Budget Board under this §14.04 must include the following information:
 - (A) a copy of the appropriate disaster proclamation made under Chapter 418, Government Code;
 - (B) the amounts to be transferred (listed by method of finance);
 - (C) the agency or agencies affected;
 - (D) the programs affected by the transfer; and
 - (E) any other information requested by the Legislative Budget Board.
 - (2) **Notification:** An agency must notify the Legislative Budget Board, the Comptroller, the Governor, and any other agency involved in the transfer prior to the date of recommended transfers. The Comptroller shall transfer the funds as recommended.

Sec. 14.05. Unexpended Balance Authority Between Fiscal Years within the Same Biennium. An agency may transfer any unexpended and unobligated balances remaining as of August 31, 2020, for the same purposes for the fiscal year beginning September 1, 2020, if the agency has been granted, either:

- (1) specific authority in another provision of this Act; or
- (2) written approval of the Legislative Budget Board.

Part 15. AGENCY NON-DISCRETIONARY TRANSFER PROVISIONS

Sec. 15.01. Reimbursements for Unemployment Benefits.

- (a) For the purposes of this section, "agency" includes a state agency as defined under §2151.002, Government Code, which includes an institution of higher education (except a public junior college) as defined under §61.003, Education Code.
- (b) At the close of each calendar quarter, the Texas Workforce Commission shall prepare a statement reflecting the amount of unemployment benefits paid to all former state employees based on wages earned from state employment and present it to the Comptroller. The Comptroller shall pay by warrant or transfer out of funds appropriated from the Unemployment Compensation Special Administration Account No. 165 such amount to the Unemployment Compensation Benefit Account No. 937 to reimburse it for such payments.
- (c) The Unemployment Compensation Special Administration Account No. 165 shall be reimbursed, as Interagency Transfers to the Unemployment Compensation Special Administration Account No. 165, for one-half of the unemployment benefits paid, from appropriations made in this Act to the agency that previously employed each respective former state employee whose payroll warrants were originally issued in whole or part from the General Revenue Fund or dedicated General Revenue Fund accounts, Federal Funds, or Other Funds, such as Fund No. 006.
- (d) From information related to unemployment benefits paid on behalf of previously employed former state employees provided by the Texas Workforce Commission, the Comptroller shall determine the proportionate amount of the reimbursement or payment due from the General Revenue Fund, any General Revenue-Dedicated accounts, Federal Funds or Other Fund appropriations made elsewhere in this Act to agencies. The Comptroller shall transfer such amounts to the Unemployment Compensation Special Administration Account No. 165. The

AGENCY NON-DISCRETIONARY TRANSFER PROVISIONS
(Continued)

amounts reimbursed pursuant to this subsection are appropriated to the Unemployment Compensation Special Administration Account No. 165 for the purpose of reimbursing the Unemployment Compensation Benefit Account No. 937, as Interagency Transfers to the Unemployment Compensation Special Administration Account No. 165. The reimbursement requirements established by this subsection may be waived, either in whole or in part, by the Legislative Budget Board.

- (e) In addition to other reimbursement provided by this section, the Unemployment Compensation Special Administration Account No. 165 shall be reimbursed, for one-half of the unemployment benefits paid, from amounts appropriated to the Reimbursements to the Unemployment Compensation Benefit Account item in this Act out of dedicated General Revenue Fund accounts or Other Funds and shall be fully reimbursed from funds held in local bank accounts, for all former state employees whose payroll warrants were originally issued in whole or part from dedicated General Revenue Fund accounts, Other Funds, Federal Funds, or local bank accounts, respectively. From information provided by the Texas Workforce Commission, the Comptroller shall determine the proportionate amount of the reimbursement or payment due from funds other than General Revenue and transfer such funds to the Unemployment Compensation Special Administration Account No. 165. The amounts reimbursed from local funds pursuant to this subsection are appropriated to the Unemployment Compensation Special Administration Account No. 165 for the purpose of reimbursing the Unemployment Compensation Benefit Account No. 937. Such transfers and payments as are authorized under law shall be made not later than the 30th day after the date of receipt of the statement of payments due.
- (f) The Comptroller may prescribe accounting procedures and regulations to implement this section.
- (g) The Comptroller, upon certification of amounts due from the Texas Workforce Commission, including the sources of such amounts due, may transfer funds from such agencies or other units of state government as the Texas Workforce Commission certifies remain due more than 30 days from receipt of the statement of payments due. The Texas Workforce Commission shall also determine the amounts due from funds held outside the state treasury and notify the State Auditor and Comptroller of such amounts.

Sec. 15.02. Payments to the State Office of Risk Management (SORM).

- (a) In this section:
 - (1) "Agency" includes a state agency as defined under §2151.002, Government Code, which includes an institution of higher education (except a public junior college) as defined under §61.003, Education Code, and may also include any other unit of state government as defined by the rules of SORM, which participates in cost allocation plan provided under this section;
 - (2) "Assessment" means the amount of the workers' compensation assessment placed on an agency by SORM and the agencies' proportion of SORM's costs to administer workers' compensation payments and other statutory obligations contained in A.1.1, Risk Management and Claims Administration, as provided by this section and other relevant law; and
 - (3) "SORM" means the State Office of Risk Management.
- (b) At the beginning of each fiscal year, SORM shall prepare a statement reflecting the assessments due from all agencies and present it to the Comptroller.
- (c)
 - (1) Notwithstanding other provisions in this Act, agencies shall transfer to SORM seventy-five percent (75%) of their assessed allocation which includes amounts for workers' compensation coverage for their employees from funding in the same proportion as their expected payroll funding, including General Revenue Funds, dedicated General Revenue Fund accounts, Other Funds or local bank accounts and the agencies' proportion of SORM's costs to administer workers' compensation payments and other statutory obligations contained in A.1.1, Risk Management Program and Claims Administration.
 - (2) Not later than May 1 of each year, SORM shall determine, based on actual costs since the beginning of the fiscal year and other estimated costs, the remaining assessment due from

AGENCY NON-DISCRETIONARY TRANSFER PROVISIONS
(Continued)

each agency. SORM shall prepare a statement reflecting the remaining assessments due from each agency and present the statement to the Comptroller. Each agency shall transfer to SORM the remaining assessed allocation which includes amounts for workers' compensation coverage for their employees from funding in the same proportion as their expected payroll funding, including General Revenue Funds, dedicated General Revenue Fund accounts, Other Funds or local bank accounts and the agencies' proportion of SORM's costs to administer workers' compensation payments and other statutory obligations contained in A.1.1, Risk Management Program and Claims Administration.

- (d) Transfers and payments as are authorized under law shall be made not more than 30 days from receipt of the statement of payments due.
- (e) The Comptroller may prescribe accounting procedures and regulations to implement this section.
- (f) Upon certification by SORM of amounts due, the Comptroller may transfer funds from an agency if the assessment amount due remains unpaid after more than 30 days from receipt of the statement of payments due.
- (g) All funds recovered by SORM from third parties by way of subrogation are appropriated to SORM to be used for the payment of workers' compensation benefits to state employees and shall be retained in Strategy B.1.1, Workers' Compensation Payments, in whole for that purpose.
- (h) Amounts not to exceed 2 percent in total of workers' compensation annual expenditures may be awarded to agencies by SORM for the purposes of risk management and loss prevention. In the event that collections in Strategy B.1.1, Workers' Compensation Payments, funded by the annual assessments to agencies, exceeds 110 percent of the expected annual payments, the portion of the excess over 110 percent funded from all funding sources shall be returned to agencies. The excess returned to the agencies by SORM is appropriated to the agencies for expenditures consistent with the original funding source. Any funding less than 110 percent of collections in Strategy B.1.1, Workers' Compensation Payments, not used for workers' compensation payments shall be used by SORM to lower the cumulative assessments to agencies the following fiscal year.
- (i) In the event the total assessments in any year prove insufficient to fund expenditures, SORM may, after providing written notice to the Legislative Budget Board, temporarily utilize additional general revenue in an amount not to exceed 20 percent of the cumulative assessments for that fiscal year. Any additional general revenue funds will be utilized only for the purpose of temporary cash flow and must be repaid upon receipt of the following year's assessments in accordance with procedures established by the Comptroller.
- (j) The reimbursement requirements established by this section may be waived or delayed, either in whole or in part, by the Legislative Budget Board.
- (k) SORM shall require agencies to provide to SORM and agencies shall submit to SORM information regarding the specific funding sources from which agencies pay their assessed allocation amounts for workers' compensation coverage for their employees.

Sec. 15.03. Contingency Appropriation Reduction.

- (a) After considering all other contingency riders in this Act and all legislation passed by the Eighty-sixth Legislature that affects revenue, if the appropriations made by Articles I through X of this Act exceed the estimated available revenue, all appropriations made under this Act out of the General Revenue Fund and General Revenue-Dedicated accounts are automatically reduced on a pro-rata basis by the amount necessary, if any, to ensure that the total amount appropriated does not exceed the estimated revenue, pursuant to Article 3, §49a, Texas Constitution; provided, however, that appropriations described under Subsection (c) of this section shall not be reduced.
- (b) The Comptroller shall report the amount of the automatic reductions, if any, to the Governor and Legislative Budget Board.
- (c) Appropriations described under this Subsection (c) that may not be reduced by an action taken pursuant to this section are as follows:

AGENCY NON-DISCRETIONARY TRANSFER PROVISIONS
(Continued)

- (1) Appropriations identified in §6.07 of this Article IX (Employee Benefit and Debt Service Items);
- (2) Appropriations made to the Texas Education Agency for the Foundation School Program in Strategies A.1.1, FSP-Equalized Operations, and A.1.2, FSP-Equalized Facilities;
- (3) Appropriations made in Article IV of this Act;
- (4) Appropriations made to the Teacher Retirement System;
- (5) Appropriations made to the Optional Retirement Program;
- (6) Appropriations made to the Higher Education Fund;
- (7) Appropriations made for Debt Service Payments for Non-Self Supporting G.O. Water Bonds;
- (8) Appropriations made for Compensation to Victims of Crime; and
- (9) Appropriations designated as "estimated."

Sec. 15.04. Appropriation Transfers: Billings for Statewide Allocated Costs. As provided by Chapter 2106, Government Code, relating to billings to state agencies for the costs of support services allocated to agencies under the statewide cost allocation plan, the Comptroller shall transfer appropriations made to state agencies and institutions of higher education by this Act to the General Revenue Fund, under Articles I-VIII of this Act, in amounts which total an estimated \$30 million for the biennium.

At least 30 days prior to making transfers of agency appropriations to the General Revenue Fund pursuant to this provision, the Comptroller shall develop and prepare a plan of reductions and notify the Legislative Budget Board and Governor of the amounts proposed for reduction by each agency.

Part 16. LEGAL REPRESENTATION AND JUDGMENTS PROVISIONS

Sec. 16.01. Court Representation and Outside Legal Counsel.

- (a) (1) Except as otherwise provided by the Constitution or general or special statutes, and only as consistent with Government Code, Sec. 402.0212 and Chapter 2254, Government Code, the Attorney General shall have the primary duty of representing the State in the trial of civil cases. The provisions of this section apply to the representation of a state governmental entity by outside legal counsel in all legal matters.
- (2) Funds appropriated by this Act may not be used by a state governmental entity for retaining outside legal counsel before the state governmental entity requests the Attorney General to perform such services.
- (3) If the Attorney General determines that outside legal counsel is in the best interest of the State, the Attorney General shall so certify to the Comptroller and to the requesting state governmental entity which may then utilize appropriated funds to retain outside legal counsel.
- (4) Funds appropriated by this Act may not be used by a state governmental entity to contract with an outside legal counsel who represents clients before the state governmental entity or who has, during a six month period preceding the initiative of the contract and a six month period following the termination of the contract, represented clients before the state governmental entity.
- (5) A state governmental entity may not initiate the process of selecting outside legal counsel prior to receiving the approval of the Attorney General to retain outside legal counsel.

LEGAL REPRESENTATION AND JUDGMENTS PROVISIONS
(Continued)

- (b) Funds appropriated by this Act may not be expended by a state governmental entity to initiate a civil suit or defend itself against a legal action without the consent of the Attorney General. Absent this consent, the state governmental entity shall be represented in that particular action by the Attorney General.
- (c) On receipt of a request by a state governmental entity to retain outside legal counsel, the Attorney General shall make a determination on the request as expeditiously as possible, but in no event later than 10 working days after receiving such request.
- (d) Funds appropriated by this Act may not be used to pay compensation to outside legal counsel for representing a state governmental entity in the trial of a civil suit if the Attorney General, district attorney, criminal district attorney, county attorney, or other lawyer is required by constitutional or statutory provision to represent a state governmental entity except in those cases where the Attorney General consents to such representation or the district attorney, criminal district attorney, county attorney, or other lawyer has requested that the attorneys employed by the particular state governmental entity assist with the trial of the particular civil suit.
- (e)
 - (1) This section does not restrict a state governmental entity in the investigation and assembling of evidence in connection with a pending or prospective civil suit.
 - (2) This section does not prohibit a state governmental entity or its employees from investigating, filing, or presenting to any person a claim, owing to the State.
- (f) This section does not restrict the Attorney General from employing special assistants to assist in the trial of civil suits to be paid from the appropriations made to the Attorney General.
- (g) If a state governmental entity requests the Attorney General to take legal action in court against another state governmental entity, the Attorney General shall give special consideration to permitting one of the state governmental entities to employ, from the permitted state governmental entity's funds, outside legal counsel to represent that state governmental entity in that action, in order to avoid a conflict of interest by the Attorney General in the representation of both state governmental entities.
- (h) If the Attorney General initiates legal action against another state governmental entity on behalf of the Attorney General rather than another state governmental entity, the Legislature determines that a conflict of interest exists and the state governmental entity against which the Attorney General takes action may expend appropriated funds for outside legal counsel to represent that state governmental entity without the prior approval or consent of the Attorney General.
- (i) Subsections (a) - (h) do not apply to funds appropriated to:
 - (1) Office of the Governor;
 - (2) Comptroller;
 - (3) Department of Agriculture;
 - (4) General Land Office and Veteran's Land Board; or
 - (5) Railroad Commission of Texas.
- (j) Funds appropriated by this Act may not be expended to pay the legal fees or expenses of outside legal counsel that represents the State or any of its state governmental entities in a contested matter if the outside legal counsel is representing a plaintiff in a proceeding seeking monetary damages from the State or any of its state governmental entities.
- (k) For purposes of this section, "state governmental entity" means a board, commission, department, office, or other agency in the executive branch of state government created under the constitution or a statute, including an institution of higher education.

LEGAL REPRESENTATION AND JUDGMENTS PROVISIONS
(Continued)

Sec. 16.02. Contingent Fee Contract for Legal Services.

- (a) Except to carry out the purposes of Chapter 153, Education Code, funds appropriated by this Act may not be expended by a state governmental entity for payment of legal fees or expenses under a contingent fee contract for legal services without the prior approval of the Legislative Budget Board, as provided by Government Code, Chapter 2254.
- (b) For purposes of this section, "state governmental entity" means a board, commission, department, office, or other agency in the executive branch of state government created under the constitution or a statute, including an institution of higher education.
- (c) This section applies to all contingent fee contracts for legal services entered into by a state governmental entity, including legal services related to a *parens patriae* action or proceeding brought by a state governmental entity in the name of the state, except that this section does not apply to a contingent fee contract:
 - (1) for legal services performed for a state governmental entity in relation to the entity's actions as a receiver, special deputy receiver, liquidator, or liquidating agent in connection with the administration of the assets of an insolvent entity, including actions under Chapter 443, Insurance Code, or Chapters 36, 66, 96, or 126, Finance Code; or
 - (2) under which recoveries from more than one entity are contemplated and the expected amount of each recovery and the actual amount of each recovery does not exceed \$100,000.

Sec. 16.03. Proceeds of Litigation.

- (a) Any litigation that results in settlement, court order or other arrangement providing revenues or financial benefits to a state governmental entity or the State of Texas shall be structured to require the entire amount due to be paid to the state treasury.
- (b) None of the money paid to a state governmental entity (as a result of a settlement of litigation, or other arrangement providing revenues or financial benefits as a result of an incident that could reasonably result in a claim or litigation) may be expended by any state government entity unless the Legislative Budget Board is notified in writing by the Attorney General regarding the terms of the settlement or other arrangement and by the state governmental entity receiving the money regarding the plans for the use of the money. The written notice must be delivered to the Legislative Budget Board as soon as practicable, but no later than the 20th day of the month following, the first to occur of:
 - (1) receipt of the money or other benefit; or
 - (2) approval of the settlement or arrangement by a court.
- (c) This section does not apply to a settlement of litigation, court order resulting from litigation, or other arrangement providing revenues or financial benefits as a result of litigation:
 - (1) for a state governmental entity in relation to the entity's actions as a receiver, special deputy receiver, liquidator, or liquidating agent in connection with the administration of the assets of an insolvent entity, including actions under Chapter 443, Insurance Code, or Chapters 36, 66, 96, or 126, Finance Code; or
 - (2) under which recovery to the state governmental entity does not exceed \$500,000.
- (d) For purposes of this section, "state governmental entity" means a board, commission, department, office, or other agency in the executive branch of state government created under the constitution or a statute, including an institution of higher education.

Sec. 16.04. Judgments and Settlements.

- (a) The funds appropriated by this Act, including appropriations made in Article X of the Act, may not be expended for payment of a judgment or settlement prosecuted by or defended by the Attorney General and obtained against the State or a state agency, except:

LEGAL REPRESENTATION AND JUDGMENTS PROVISIONS
(Continued)

- (1) pursuant to this section; or
 - (2) where it is specifically provided in an item of appropriation that the funds appropriated or expenditures authorized may be used for the payment of judgments or settlements.
- (b) State agencies appropriated funds by this Act may expend funds appropriated elsewhere in this Act for the purposes of paying settlements and judgments against the state for causes brought in a federal court or a court in this state under specific statutory authority. Payments made pursuant to this subsection are subject to the following processes and limitations:
- (1) such funds are to be paid out by the Comptroller on vouchers drawn by the agency settling the lawsuit or paying the judgment, subject to the approval of the Governor and of the Attorney General according to Subsection (d);
 - (2) for purposes of this subsection, "judgment" means a judgment order rendered in a federal court or a court in this state for which an appeal or rehearing, or application therefore, is not pending and for which the time limitations for appeal or rehearing have expired;
 - (3) the payment of a settlement or judgment may not exceed \$250,000;
 - (4) the payment of a settlement or judgment may not exceed one percent of the total amount of funds (not including federal funds) appropriated by this Act for expenditure by that agency for that fiscal year;
 - (5) the payment of the settlement or judgment would not cause the total amount of settlement and judgment payments made by the payer agency for that fiscal year to exceed 10 percent of the total amount of funds available for expenditure by that agency for that fiscal year; and
 - (6) the payment of a settlement or judgment may be made only with a complete release from any and all related claims and causes against the State, and in the case of a judgment, the payment may be made only in full satisfaction of that judgment.
- (c) (1) A state agency shall report a claim for property damage to the Attorney General not later than the second working day after the date the agency receives the claim.
- (2) A state agency shall prepare a voucher for payment of a claim not later than the 10th working day after the date an agreement to settle the claim has been reached.
- (d) Payment of all judgments and settlements prosecuted by or defended by the Attorney General is subject to approval of the Attorney General as to form, content, and amount, and certification by the Attorney General that payment of the judgment or settlement is a legally enforceable obligation of the State. This subsection applies equally to funds appropriated for expenditure through the state treasury, as well as funds appropriated for expenditure from funds held in local banks.
- (e) The Attorney General shall report to the Legislative Budget Board and the Governor not less than monthly, a listing of all settlements and judgments of more than \$5,000 submitted to the Comptroller for payment. The document delivered to the Legislative Budget Board and Governor by the Attorney General must contain only information that may be published on the internet, by a newspaper, or published by other means and shall contain at least the following information unless all or part of the information may not be disclosed to the public under state or federal law or by court order:
- (1) a summary of the cause of action;
 - (2) a summary of the terms of the settlement;
 - (3) the style of the case;
 - (4) the name and business address of each attorney representing the opposing litigants at the time of the settlement;
 - (5) the amount of the judgment or settlement;

LEGAL REPRESENTATION AND JUDGMENTS PROVISIONS
(Continued)

- (6) the fund or account from which payment was or should be made;
 - (7) the statutory citation for the appropriation or other authority to be made;
 - (8) specific statutes granting waiver of sovereign immunity or legislative resolution granting litigant permission to sue;
 - (9) the date of judgment or settlement; and
 - (10) other information as the Legislative Budget Board may request and in the form requested by the Legislative Budget Board.
- (f) The State Auditor may verify compliance with this section for all funds appropriated in this Act, including funds that are retained and expended from accounts held outside the state treasury and that are not subject to reimbursement through funds held in the state treasury. On verification that an agency has not obtained the Attorney General's approval prior to payment of a judgment or settlement, the State Auditor may certify such fact to the Comptroller. The Comptroller may withhold all appropriations for administrative expenses for the involved agency, until the Legislative Audit Committee notifies the Comptroller that the agency's non-compliance has been reviewed and necessary recommendations or changes have been made.

Sec. 16.05. Incidents Report: State Supported Living Centers and State Hospitals. Before November 1 of each year, the Attorney General shall report to the Legislative Budget Board a listing of all claims made and all incidents reported by any agency to the Attorney General during the previous fiscal year which might result in a claim being made which might result in a settlement or judgment of more than \$100,000 resulting from an incident involving an injury to a resident of a state supported living center or a client of a state hospital. The report shall include a summary of the employment status of all state employees and their supervisors involved in or witness to the injury to the resident of a state supported living center or a client of a state hospital and a summary of personnel actions taken with regard to each of those employees as a result of the incident.

Sec. 16.06. Professional Legal Services.

- (a) It is the intent of the legislature that in providing professional legal services to officials and entities of the legislative branch of state government using money appropriated by this Act, the attorney general shall abide by the official's or entity's decisions concerning the objectives and general methods of representation and whether to accept or reject an offer of settlement of a matter. If circumstances prevent the attorney general from abiding by such decisions, the official or entity may expend from general revenue funds appropriated to the legislature in Article X of this Act amounts necessary to pay for professional legal services, including legal advice, assistance, and representation.
- (b) To the extent this section conflicts with another provision of this Act, this section prevails.

Part 17. MISCELLANEOUS PROVISIONS

Sec. 17.01. Contingency Rider. It is the intent of the Legislature that appropriations made in this Act be expended only for purposes and programs specifically funded in the Act, and contingency appropriations made for legislation adopted by the Eighty-sixth Legislature be the primary source of funding for implementation of that legislation. No state agency or institution is required to significantly reallocate or redistribute funds appropriated in this Act to provide funding for programs or legislation adopted by the Eighty-sixth Legislature for which there is not specific appropriation or contingency provision identified in this Act.

Sec. 17.02. Limitation on Substitution of General Obligation Bond Funded Projects. Following initial Legislative Budget Board approval of projects for which funds are appropriated to an agency elsewhere in this Act or funds appropriated to Texas Public Finance Authority (TPFA) for payment of debt service on outstanding Proposition 4 and Proposition 8 bonds, an agency may substitute projects for those approved by submitting a written request for project substitution to the TPFA, with a copy to the Legislative Budget Board. The request shall be considered to be approved unless the Legislative Budget Board issues a written disapproval within 30 business days of the date on which the staff of the

MISCELLANEOUS PROVISIONS
(Continued)

Legislative Budget Board concludes its review of the proposal to expend the funds and forwards its review to the Chair of the House Appropriations Committee, Chair of the Senate Finance Committee, Speaker of the House, and Lieutenant Governor.

Sec. 17.03. Payroll Contribution for Group Health Insurance.

- (a) Notwithstanding any other provision of this Act, out of appropriations made elsewhere in this Act to state agencies and institutions of higher education for the state fiscal biennium beginning September 1, 2019, each agency and institution of higher education shall contribute, in an amount equal to 1.0 percent of the total base wages and salaries for each benefits eligible employee of a state agency or institution of higher education during the state fiscal biennium beginning September 1, 2019, to the Employees Retirement System's Group Benefits Program.
- (b) For purposes of this section "institution of higher education" does not include components within the University of Texas and Texas A&M Systems.
- (c) State agencies and institutions of higher education shall contribute pursuant to this section to the Employees Retirement System to increase state funding for group health coverage by the value of the 1.0 percent contribution, estimated to be \$138,679,785 in All Funds for state agencies and \$83,851,431 in All Funds for institutions of higher education for the 2020-21 biennium.
- (d) The calculation of base salary for purposes of the reductions made under this section excludes longevity pay, hazardous duty pay, benefit replacement pay, overtime pay, and other payments that are not part of the base salary of the employee.
- (e) Transfers made under this section shall be consistent with provisions requiring salaries and benefits to be proportional to the source of funds.
- (f) The Texas Higher Education Coordinating Board shall administer the requirements of this section for public community/junior colleges.
- (g) The Comptroller of Public Accounts shall promulgate rules and regulations as necessary to administer this section.

Sec. 17.04. Veterans Services at Other State Agencies. Out of funds appropriated elsewhere in this Act, any state agency or institution of higher education, including the Veterans Commission, Department of State Health Service, Texas Military Department, Texas Workforce Commission, General Land Office, or any other state agency or institution that receives funding in this Act and provides specific services to veterans, shall provide information to veterans seeking assistance from that state agency or institution of other state agencies or institutions that provide additional veterans specific services, as identified by the Texas Coordinating Council for Veterans Services. In addition to all modes of communication, that information shall be made available on each of the agencies' websites.

Sec. 17.05. Agency Coordination for Youth Prevention and Intervention Services. From funds appropriated above for the purpose of juvenile delinquency prevention and dropout prevention and intervention services, the Department of Family and Protective Services, the Juvenile Justice Department, the Texas Education Agency, and the Texas Military Department shall coordinate the delivery of juvenile delinquency prevention and dropout prevention and intervention services. Juvenile delinquency prevention and dropout prevention and intervention services are programs or services that are aimed at preventing academic failure, failure on state assessments, dropout, juvenile delinquency, truancy, runaways, and children living in family conflict. Each of the agencies listed above shall coordinate services with the others to prevent redundancy and to ensure optimal service delivery to youth at risk of engaging in delinquency and/or dropping out of school. Programs shall demonstrate effectiveness through established outcomes.

Not later than October 1 of each year, the agencies shall provide to the Legislative Budget Board, detailed monitoring, tracking, utilization, outcome, and effectiveness information on all juvenile delinquency prevention and dropout prevention and intervention services for the preceding five fiscal year period. The reports shall include information on the impact of all juvenile delinquency and dropout prevention and intervention initiatives and programs delivered or monitored by the agencies.

MISCELLANEOUS PROVISIONS

(Continued)

Sec. 17.06. Additional Payroll Contribution for Retirement Contribution.

- (a) Notwithstanding any other provision of this Act, out of appropriations made elsewhere in this Act to state agencies for the state fiscal biennium beginning September 1, 2019, each agency shall contribute, in an amount equal to 0.5 percent of the total base wages and salaries for each eligible employee of a state agency during the state fiscal biennium beginning September 1, 2019 to the Employees Retirement System's Retirement Program.
- (b) State agencies shall contribute pursuant to this section to the Employees Retirement System to increase the state contribution for retirement by the value of the 0.5 percent contribution, estimated to be \$67,565,425 for state agencies for the 2020-21 biennium.
- (c) The calculation of base salary for purposes of the reductions made under this section excludes longevity pay, hazardous duty pay, benefit replacement pay, overtime pay, and other payments that are not part of the base salary of the employee.
- (d) Transfers made under this section shall be consistent with provisions requiring salaries and benefits to be proportional to the source of funds.
- (e) The Comptroller of Public Accounts shall promulgate rules and regulations as necessary to administer this section.

Sec. 17.07. Border Security.

- (a) Included elsewhere in this Act is \$800.6 million in border security funding for the 2020-21 biennium. The following is an informational list of the amounts appropriated elsewhere in this Act for border security to the Department of Public Safety, Trusteed Programs Within the Office of the Governor, the Parks and Wildlife Department, the Alcoholic Beverage Commission, the Department of Criminal Justice, the Commission on Law Enforcement, the Office of the Attorney General, the Soil and Water Conservation Board, and the Department of Motor Vehicles.

Agency / Item	2020-21 Biennial Total (in millions)
Department of Public Safety	
Baseline Border Security	\$671.1
Border Auto Theft Information Center	\$1.3
Penitas Law Enforcement Center Maintenance	\$0.4
University of North Texas Missing Persons Database Transfer	\$2.2
National Incident Base Reporting System (NIBRS) Training	\$0.7
Human Trafficking/Anti-Gang Activities	\$9.3
Border Camera Maintenance	\$7.0
Texas Transnational Intelligence Center (4.0 FTEs)	\$0.5
Tactical Training Facility in Cameron County	\$0.8
Trusteed Programs within in the Office of the Governor	
Prosecution Resources	\$15.1
National Incident Base Reporting System (NIBRS) Technology	\$10.0
Border Security Enforcement Activities	\$10.2
Anti-gang Activities	\$14.2
Installation and Maintenance of Border Cameras	\$3.0
Border Zone Fire Departments	\$1.0
Texas Parks and Wildlife Department	
Baseline Game Warden Activities in Border Counties	\$11.4
Enhanced Game Warden Activities in Border Counties	\$17.6
Texas Alcoholic Beverage Commission	
Baseline Border Security	\$5.7
Special Investigation Agents	\$1.2
Texas Department of Criminal Justice	
Anti-gang Intelligence	\$1.6

MISCELLANEOUS PROVISIONS
(Continued)

Texas Commission on Law Enforcement	
Border Investigators	\$0.3
Office of the Attorney General	
Border Prosecutions	\$2.6
Texas Soil and Water Conservation Board	
Carrizo Cane Removal	\$3.0
Department of Motor Vehicles	
Automobile Burglary and Theft Prevention Authority Grants	\$10.4
GRAND TOTAL, ALL AGENCIES	\$800.6

- (b) Notwithstanding general transfer provisions in this Act, Legislative Budget Board approval is necessary to modify the purpose of funds listed under Subsection (a).

Sec. 17.08. Use of the Sporting Goods Sales Tax Transfer to the General Revenue-Dedicated State Parks Account No. 64.

- (a) Appropriations made elsewhere in this Act to the Texas Public Finance Authority (TPFA) for General Obligation (GO) Bond Debt Service include \$13,916,513 in fiscal year 2020 and \$13,531,994 in fiscal year 2021 from General Revenue, for debt service payments on GO bonds issued and authorized but unissued for statewide park repairs. Contingent upon review described below, General Revenue shall be reduced and an equal amount of the Sporting Goods Sales Tax transfer to General Revenue-Dedicated State Parks Account No. 64 is appropriated to TPFA for debt service expenditures on GO bonds issued and authorized for statewide park repairs. Additionally, amounts appropriated above to the Texas Parks and Wildlife Department (TPWD) in Strategy D.1.4, Debt Service, include \$710,911 in fiscal year 2020 and \$0 in fiscal year 2021 from General Revenue for debt service payments on Revenue Bonds issued for statewide park repairs.
- (1) Before October 1 of each year, TPWD in cooperation with TPFA shall use expenditure schedules and any other necessary documentation to determine the actual amount of debt service expended from both sources on statewide park repairs, and submit the findings of this review to the Comptroller of Public Accounts and the Legislative Budget Board.
 - (2) Before October 31 of each year, the Comptroller shall authorize the necessary expenditure transfers needed to credit General Revenue from an additional Sporting Goods Sales Tax (SGST) Transfer to the General Revenue-Dedicated State Parks Account No. 64 for the actual costs of debt service.
- (b) In the event that actual costs of debt service for statewide park repairs exceed the available remaining balance of the maximum statutory allocation of the SGST transfer to the State Parks Account, the Comptroller shall adjust debt service payments to be made from other revenues deposited to the credit of the General Revenue Fund accordingly.

Sec. 17.09. Reporting Requirement for Funds Held Outside the Treasury.

- (a) The Comptroller of Public Accounts and the Legislative Budget Board shall jointly prepare a report on funds held outside the Treasury on a biennial basis. The report should contain the following information for operating funds and any other funds held outside the Treasury selected by the Comptroller of Public Accounts and the Legislative Budget Board:
- (1) the legal/statutory basis for the fund or revenue held outside the treasury;
 - (2) the allowable uses of the fund or revenue held outside the treasury;
 - (3) a listing of programs for which the fund or revenue held outside the treasury is currently expended or could be expended;
 - (4) the estimated or actual revenues and expended or budgeted amounts by fiscal year for the most recently completed and current fiscal biennia; and

MISCELLANEOUS PROVISIONS
(Continued)

- (5) the estimated or actual balance as of August 31st of each year in the most recently completed and current fiscal biennia.
- (b) Any state agency that receives, expends, or administers funds or revenues held outside the Treasury, either by the Comptroller of Public Accounts, the Texas Treasury Safekeeping Trust Company, or a private financial institution shall assist the Comptroller of Public Accounts and the Legislative Budget Board in preparing this report and shall submit all data and information as prescribed by the Comptroller of Public Accounts or the Legislative Budget Board.
- (c) In prescribing data to be reported and reporting deadlines, the Comptroller of Public Accounts and the Legislative Budget Board shall collaborate with state agencies to maximize the use of existing data sources and minimize work required to compile and submit information.
- (d) The report shall be available to the Governor, members of the Legislative Budget Board, the Senate Finance Committee and the House Appropriations Committee, no later than the last day in February of each year in which a regular session of the Texas Legislature convenes.

Sec. 17.10. Contract Management and Oversight.

- (a) It is the intent of the Legislature that all agencies and institutions of higher education establish effective processes and controls to manage contracts and ensure the cost-effective use of state appropriations for contracted goods and services.
- (b) Agencies and institutions should manage contracts consistent with state statute, the General Appropriations Act, and the State of Texas Procurement and Contract Management Guide and ensure proper oversight of contract processes including:
 - (1) Provide adequate time for applicable external reviews by the Quality Assurance Team (QAT) and Contract Advisory Team when establishing procurement timelines;
 - (2) Follow recommendations made by the Contract Advisory Team or adequately explain any deviations from the recommendations and why the deviation is necessary;
 - (3) Ensure proper justification for proprietary purchases and that contracts are established and approved by the Statewide Procurement Division of the Office of the Comptroller;
 - (4) Ensure that contract award decisions are determined based on best value criteria established in solicitation documents to ensure fair and open competition;
 - (5) Ensure that staff involved in contract management or administration duties are adequately trained to perform those duties;
 - (6) Periodically review internal contracting practices and manuals to ensure that they are current and up to date with current regulations and best practices;
 - (7) Ensure that provisions related to service level and pricing mechanisms in existing contracts are correctly enforced;
 - (8) Enforce damage provisions for vendor non-performance and collect monetary refunds for improper payments to vendors;
 - (9) Ensure dollar values of performance bonds and insurance are consistent with risk of non-performance; and
 - (10) Ensure that vendor performance is reported to the Vendor Performance Tracking System (VPTS) and that VPTS data is used in selecting vendors for contract awards.
- (c) Agencies shall make a good faith effort to identify and execute savings and efficiencies in their use of contracted goods and services. An agency or institution of higher education may not use funds appropriated elsewhere in this Act to pay for a contract for goods or services unless it:
 - (1) Seeks competitive bids before renewing or extending a contract that has been in effect more than five fiscal years as of August 31, 2019, and is valued at the lesser of

MISCELLANEOUS PROVISIONS
(Continued)

\$10,000,000 or 10 percent of the agency's All Funds budget for the 2020-21 biennium. The following contracts are exempt from the requirements of this Subsection (c)(1) of this §17.10:

- (A) TxSmartBuy, term, and cooperative contracts administered by the Comptroller or Department of Information Resources;
 - (B) grants;
 - (C) interagency contracts;
 - (D) contracts that relate to a construction project as defined by §2166.001, Government Code;
 - (E) contracts that relate to highway construction or highway engineering;
 - (F) contracts that relate to developing information resource applications or information resource technologies; and
 - (G) contracts not required by law to be competitively bid; and
 - (H) managed care contracts in the Medicaid and CHIP program.
- (2) Conducts a cost-benefit analysis to compare canceling or continuing any major information resource project and related contracts subject to QAT monitoring that is more than 50 percent over budget or over schedule. QAT must approve the cost-benefit analysis for the project to continue. If this requirement is not met, corrective actions in Article IX, Section 9.02, of this Act apply.
- (d) An agency or institution may request, with regards to a contract, an additional exemption from the requirements of Subsection (c)(1) of this §17.10 by submitting a request to the Legislative Budget Board (LBB) which outlines the justification for requesting the exemption. The request shall be considered to be approved unless the Legislative Budget Board issues a written disapproval within 30 business days of the date on which the staff of the Legislative Budget Board concludes its review of the proposal to exempt the contract and forwards its review to the Chair of the House Appropriations Committee, Chair of the Senate Finance Committee, Speaker of the House of Representatives, and Lieutenant Governor.

The request shall state that the agency or institution agrees to enhanced oversight of the contract upon LBB approval of the exemption. The LBB shall determine the level of enhanced oversight that is necessary or may choose to waive oversight. Enhanced oversight may include, but is not limited to, the following elements: additional reporting requirements; increased monitoring of the contract; and the formation of an executive steering committee for the project to which the contract relates. For information technology related contracts, an executive steering committee may include members of QAT and/or its designee(s). Responsibilities of an executive steering committee may include, but are not limited to, review of procurement and contract terms prior to solicitation/execution; and ongoing oversight of the management of the contract. The LBB shall determine whether an agency or institution has met the requirements of enhanced oversight. If the LBB determines that the requirements have not been met, additional corrective actions, including, but not limited to, those specified in Article IX, Section 9.02 may be applied.

- (e) It is the intent of the Legislature that agencies and institutions minimize the use of extensions that extend a contract beyond the base term and any optional extensions provided in a contract. An agency or institution may not use funds appropriated elsewhere in this Act to pay for an extension to an existing agency contract beyond the base term and optional extensions provided for in that contract unless all of the following conditions are met:
- (1) The extension is limited in duration and cost to not more than one additional option period, as defined in the contract, to address the immediate operational or service delivery needs. If a contract does not contain a defined option period, the extension is limited to one year.
 - (2) The agency or institution provides notice of the extension, at least 30 days prior to execution of the extension, by uploading required information to the LBB contracts database on a form prescribed by the LBB. Required information includes, but is not limited to: the cost of the contract; the duration of the contract; the reason for the extension of the contract; and a plan to ensure that the contract can be completed within the extension period, signed by the executive director or other similar agency or institution administrator, or designee of the agency or institution.

MISCELLANEOUS PROVISIONS

(Continued)

- (3) The agency or institution shall ensure, prior to providing notice pursuant to Subsection (e)(2), that all information and documents specified in Article IX, Section 7.12 (d) have been uploaded to the LBB contracts database regardless of whether the information and documents are otherwise required to be uploaded under Article IX, Section 7.12.
- (f) Each agency and institution of higher education that receives appropriations in this Act, shall provide a report to the Legislative Budget Board and the Governor that details the steps taken to ensure compliance with state procurement requirements and any other information required by the Legislative Budget Board. The report for activities undertaken in fiscal year 2020 is due not later than September 30, 2020, and a summary report for the 2020-21 biennium is due August 31, 2021.

Sec. 17.11. Energy Efficiency Savings for State Facilities.

- (a) In this section, "facility" means a facility with at least 100,000 gross square feet.
- (b) It is the intent of the legislature that a state agency that is appropriated money by this Act with charge and control over a facility shall have a remote or on-site assessment of the facility performed by the Energy Systems Laboratory at Texas A&M Engineering Experiment Station or another qualified provider to determine whether implementation of continuous commissioning or existing building commissioning practices would result in estimated savings of at least 10 percent in utility costs for the facility. A state agency shall supply any documents necessary to perform the assessment. The state agency shall report to the Legislative Budget Board on the results of the assessment.
- (c) If the results of an assessment performed under Subsection (b) of this section show estimated utility cost savings of at least 10 percent, the state agency shall have the Energy Systems Laboratory at Texas A&M Engineering Experiment Station or another qualified provider prepare a plan for implementation of continuous commissioning or existing building commissioning practices and monitoring of the implementation for the state agency.

Sec. 17.12 Human Trafficking Prevention Coordinating Council.

- (a) The following is an informational listing of appropriations made elsewhere in this Act to address human trafficking.

Human trafficking-related activities include programs and services directly and indirectly related to state and local grant programs, law enforcement, research, trainings, regulatory efforts, criminal justice actions, and child welfare. Certain non-human trafficking-related costs which could not be disaggregated from other costs are also included in the listing below.

	Fiscal Year 2020	Fiscal Year 2021
Article I		
Office of the Attorney General	\$2,641,529	\$3,083,626
Trusted Programs Within the Office of the Governor	\$3,837,650	\$1,830,650
Article II		
Department of Family and Protective Services	\$615,619	\$595,527
Department of State Health Services	\$30,000	\$30,000
Article V		
Alcoholic Beverage Commission	\$3,539,445	\$2,532,205
Department of Public Safety	\$21,747,024	\$16,003,132
Article VII		
Department of Transportation	\$200,000	\$0
Article VIII		
Department of Licensing and Regulation	\$858,439	\$850,865
Total, All Articles	\$33,469,706	\$24,926,005
Method of Financing		
General Revenue	\$26,157,802	\$19,613,377
General Revenue - Dedicated	\$6,950,011	\$4,950,011

MISCELLANEOUS PROVISIONS
(Continued)

Federal Funds	\$1,893	\$2,617
Other Funds	\$360,000	\$360,000
Total, Method of Financing	\$33,469,706	\$24,926,005

- (b) The Attorney General or their designee shall serve as the presiding officer of the Human Trafficking Prevention Coordinating Council (the council). The Office of the Attorney General shall make the strategic plan described in Subsection (c) and the annual reports described in Subsection (d) available on the office's internet website. Each agency identified in Subsection (a) of this provision shall designate an individual to serve as a member of the council and may use funds appropriated by this Act to support the council. Any other state agency or institution that receives funding in this Act and provides specific human trafficking prevention services may participate in the meetings and discussion of the council.
- (c) The council shall develop and implement a five-year Strategic Plan for Preventing Human Trafficking encompassing fiscal years 2020 through 2024. No later than May 1, 2020, the council shall submit the five-year Strategic Plan for Preventing Human Trafficking to the Legislature. The five-year Strategic Plan for Preventing Human Trafficking shall include:
- (1) An inventory of human trafficking prevention programs and services in this state that are administered by state agencies, including institutions of higher education, and political subdivisions;
 - (2) A report on the number of persons served by the programs inventoried in Subsection (c)(1);
 - (3) A plan to coordinate the programs inventoried in Subsection (c)(1) with the goals of eliminating redundancy, ensuring the use of best practices in preventing human trafficking, as well as identifying and collecting data regarding the efficacy of the programs inventoried in Subsection (c)(1); and
 - (4) A plan, aligned with the goals provided in Subsection (c)(3), to coordinate the expenditure of state funds appropriated in this Act for the prevention of human trafficking, including funds expended by the task force established under Government Code, Section 402.035 or by a successor entity established by the Office of the Attorney General.
- (d) Not later than December 1, 2021 the council shall submit an annual report detailing the progress of implementing the strategic plan described in Subsection (c) to the Legislature. The annual report shall include:
- (1) A description of the level of participation in the strategic plan by each agency represented on the council;
 - (2) How the implementation of the strategic plan serves to coordinate the programs and services inventoried in Subsection (c)(1) and achieve the goals provided in Subsection (c)(3);
 - (3) An update of the inventory described in Subsection (c)(1) and how each new program or service furthers the goals provided in Subsection (c)(3).

Sec. 17.13. Reports on Interagency Contracts. It is the intent of the Legislature that, to the extent their capabilities and resources allow, state agencies shall make available on their Internet website annual reports during each state fiscal year of the state fiscal biennium beginning September 1, 2019, providing information on each interagency contract with a value that exceeds or may reasonably be expected to exceed \$10 million. Each report must be made available not later than the 30th day after the end of each fiscal year. Each report must identify:

- (1) each state agency that is a party to an interagency contract and whether the agency is disbursing or receiving money under the contract;
- (2) the amount spent by the disbursing agency for the contract and the method of finance; and
- (3) the agency programs for which the agencies entered the contract and the appropriation line items from which funds were spent by the agencies to perform the contract.

MISCELLANEOUS PROVISIONS
(Continued)

Sec. 17.14. Realtime Captioning of Open Meetings. It is the intent of the Legislature that, to the extent their capabilities and resources allow, state agencies include communication access realtime translation captioning in any live video broadcast, including a video broadcast over the Internet, of an open meeting of the agency.

Sec. 17.15. Information Listing of Program Funding. The Legislative Budget Board shall produce an informational report on House Bill 1 appropriations that allocates 2020-21 biennial funding to the program level. The Legislative Budget Board shall post the report on its website and, upon request, provide printed copies to the members of the Legislature.

Part 18.

CONTINGENCY AND OTHER PROVISIONS

Sec. 18.01. Contingency for HB 1584. Contingent on enactment of House Bill 1584, or similar legislation relating to health benefit plan coverage of prescription drugs for stage-four advanced, metastatic cancer, by the Eighty-sixth Legislature, Regular Session, the Health and Human Services Commission shall implement the provisions of the bill out of funds appropriated elsewhere in this Act.

Sec. 18.02. Contingency for House Bill 1063. Contingent on enactment of House Bill 1063, or similar legislation relating to telemedicine medical, telehealth, and home telemonitoring services under Medicaid, by the Eighty-sixth Legislature, Regular Session, the Health and Human Services Commission shall implement the provisions of the bill out of funds appropriated to the agency elsewhere in this Act.

Sec. 18.03. Contingency for HB 1051. Contingent on enactment of HB 1051, or similar legislation relating to an adult education program provided under an adult high school diploma and industry certification charter school program and reporting requirements regarding certain students by the 86th Legislature, Regular Session, in addition to amounts appropriated elsewhere in this Act, the Texas Education Agency in Strategy A.2.1, Statewide Educational Programs, is appropriated \$399,583 for fiscal year 2020 and \$671,764 for fiscal year 2021 from the General Revenue Fund, and in Strategy B.3.2, Agency Operations, is appropriated \$91,371 for fiscal year 2020 and \$130,350 for fiscal year 2021 from the General Revenue Fund.

Sec. 18.04. Contingency for House Bill 1111. Contingent on enactment of House Bill 1111, or similar legislation relating to maternal and newborn health care, by the Eighty-sixth Legislature, Regular Session:

- a. The Health and Human Services Commission shall implement the provisions of the bill out of funds appropriated to the agency elsewhere in this Act.
- b. The Department of State Health Services (DSHS) is appropriated any revenues deposited to the credit of the General Revenue-Dedicated Newborn Screening Preservation Account, during the biennium beginning September 1, 2019 (estimated to be \$0).

Sec. 18.05. Contingency for House Bill 1113. Contingent on enactment of House Bill 1113, or similar legislation relating to state contract limitations and programs for sex trafficking prevention and victim treatment, by the Eighty-sixth Legislature, Regular Session, the Health and Human Services Commission shall implement the provisions of the bill out of funds appropriated to the agency elsewhere in this Act.

Sec. 18.06. Contingency for House Bill 1300. Contingent on enactment of House Bill 1300, or similar legislation relating to cultivated oyster mariculture; authorizing fees; requiring a permit; creating a criminal offense, by the Eighty-sixth Legislature, Regular Session, the amount collected under the provisions of the Parks and Wildlife Code, §11.032(b)(21) in each fiscal year is appropriated from General Revenue-Dedicated Game, Fish, and Water Safety Account No. 9 to Strategy A.2.3, Coastal Fisheries Management, of the Parks and Wildlife Department bill pattern for the new cultivated oyster mariculture program. Any unexpended balances remaining as of August 31, 2020, are appropriated for the same purpose in the fiscal year beginning September 1, 2020.

Sec. 18.07. Contingency for HB 1325. Contingent on enactment of House Bill 1325, or similar legislation relating to the production and regulation of hemp; requiring occupational licenses; authorizing fees; creating criminal offenses; providing civil and administrative penalties, by the Eighty-sixth Legislature, Regular Session, the following adjustments are made in the bill patterns for the Department of State Health Services and the Department of Agriculture to implement the provisions of the legislation.

- (a) The Department of State Health Services is appropriated \$100,252 in General Revenue and \$300,756 from General Revenue-Dedicated Food and Drug Registration Account No. 5024 in fiscal year 2020 and \$598,992 from General Revenue-Dedicated Food and Drug Registration Account No. 5024 in fiscal year 2021 in Strategy C.1.1, Food (Meat) and Drug Safety. In addition, the "Number of Full-Time Equivalents (FTE)" in the agency's bill pattern is increased by 4.2 FTEs each fiscal year of the 2020-21 biennium.
- (b) The following adjustments are made in the bill pattern of the Department of Agriculture:
 - (1) Increase General Revenue funding in Strategy B.1.1, Plant Health and Seed Quality, in the amount of \$761,226 in fiscal year 2020 and \$535,718 in fiscal year 2021 to administer and

CONTINGENCY AND OTHER PROVISIONS
(Continued)

enforce the state hemp program, and related benefits are appropriated elsewhere in this Act. In addition, the "Number of Full-Time Equivalents (FTE)" in the agency's bill pattern is increased by 9.2 FTEs each fiscal year of the 2020-21 biennium.

- (2) In Rider 24, Appropriations Limited to Revenue Collections: Cost Recovery Programs, the cost recovery requirement for direct costs in Strategy B.1.1, Plant Health and Seed Quality, in subsection (a)(3) are increased by \$761,226 in fiscal year 2020 and \$535,718 in fiscal year 2021 and the total for "other direct and indirect costs" is increased by \$268,167 in fiscal year 2020 and \$269,869 in fiscal year 2021.
- (3) In Rider 24, Appropriations Limited to Revenue Collections: Cost Recovery Programs, the total amounts identified for strategies in the second paragraph of subsection (a) for direct costs and indirect administration each fiscal year are updated to conform with the changes made in subsection (a) of the rider as necessary.

Sec. 18.08. Contingency for House Bill 1399. Contingent on enactment of House Bill 1399, or similar legislation relating to the creation and storage of DNA records for a person arrested for certain felony and misdemeanor offenses by the Eighty-sixth Legislature, Regular Session, appropriations to the Department of Public Safety are increased by \$1,456,092 in fiscal year 2020 and \$1,378,266 in fiscal year 2021 in General Revenue in Strategy E.1.1, Crime Laboratory Services, to implement the provisions of the legislation. The "Number of Full-Time Equivalents (FTEs)" in the agency's bill pattern is increased by 6.0 FTEs in each fiscal year of the 2020-21 biennium.

Sec. 18.09. Contingency for House Bill 19. Contingent on the enactment of House Bill 19 or similar legislation relating to mental health and substance use resources for certain school districts, \$2,300,000 in General Revenue Funds is appropriated to the Health and Human Services Commission in Strategy D.2.2, Community Mental Health Svcs - Children, in each fiscal year of the biennium to provide grants to support 20 non-physician mental health professionals, one per education service center (ESC) region, at local mental health authorities.

Sec. 18.10. Contingency for HB 1483. Contingent on enactment of House Bill 1483, or similar legislation relating to a pilot program for assisting certain recipients of public benefits to gain permanent self-sufficiency, by the Eighty-sixth Legislature, Regular Session, the Texas Workforce Commission is appropriated \$203,977 in General Revenue in fiscal year 2021 to implement the provisions of the legislation.

Sec. 18.11. Contingency for HB 1501.

- (a) Contingent on enactment of House Bill 1501 or similar legislation, relating to the creation of the Texas Behavioral Health Executive Council, by the Eighty-sixth Legislature, Regular Session, the Texas Behavioral Health Executive Council is appropriated \$885,008 in fiscal year 2020 and \$1,014,432 in fiscal year 2021 in General Revenue and \$15,988 in fiscal year 2021 in Appropriated Receipts to implement the provisions of the legislation. In addition, the "Number of Full-Time-Equivalents (FTE)" in the agency's bill pattern is increased by 0.5 FTEs in fiscal year 2020 and 4.0 FTEs in fiscal year 2021. The appropriation for fiscal year 2021 is also contingent on the Texas Behavioral Health Executive Council assessing or increasing fees sufficient to generate, in addition to revenue requirements elsewhere in this Act, during fiscal year 2021, \$1,092,775 in excess of \$4,924,309 (Object Code 3175) contained in the Comptroller of Public Accounts' Biennial Revenue Estimate for fiscal year 2021. The Texas Behavioral Health Executive Council, upon completion of necessary actions to assess or increase such additional fees, shall furnish copies of the Texas Behavioral Health Executive Council's minutes and other information supporting the estimated revenues to be generated for the fiscal year 2021 under the revised fee structure to the Comptroller of Public Accounts. If the Comptroller finds the information sufficient to support the projection of increased revenues, a finding of fact to that effect shall be issued and the contingent appropriation shall be made available for the intended purposes. For informational purposes, the amount of increased revenue identified above reflects amounts sufficient to cover direct appropriations of \$1,014,432 and other direct and indirect costs (estimated to be \$78,343 for fiscal year 2021).
- (b) Contingent on the enactment of House Bill 1501, or similar legislation relating to the creation of the Texas Behavioral Health Executive Council and to the continuation and transfer of the regulation of psychologists, marriage and family therapists, professional counselors, and social workers to the Texas Behavioral Health Executive Council, by the Eighty-sixth Legislature, Regular Session, the allocation of funds to be transferred to the Health Professions Council by the

CONTINGENCY AND OTHER PROVISIONS
(Continued)

participating agencies for each fiscal year of the 2020-21 biennium as required by Section 3, Special Provisions Relating to All Regulatory Agencies, in Article VIII of this Act, shall be adjusted accordingly.

- (c) Contingent on enactment of House Bill 1501 or similar legislation, relating to the creation of the Texas Behavioral Health Executive Council and to the continuation and transfer of the regulation of psychologists, marriage and family therapists, professional counselors, and social workers to the Texas Behavioral Health Executive Council, and subject to approval by the Legislative Budget Board, the Board of Examiners of Psychologists and Health and Human Services Commission, in the time and manner prescribed by the legislation, transfer to the Texas Behavioral Health Executive Council all funds and full-time-equivalent (FTE) positions that are directly associated with the programs and responsibilities required to be transferred under the provisions of the legislation (estimated to be \$2,625,485 in General Revenue and 58.5 FTEs in fiscal year 2021) plus any additional FTE positions and associated funding for personnel that primarily support the programs to be transferred to Texas Behavioral Health Executive Council. The Legislative Budget Board is authorized to resolve any disputes concerning the transfers identified in this rider.

Sec. 18.12. Contingency for HB 1523.

- (a) Contingent on the enactment of House Bill 1523, or similar legislation relating to the continuation of the regulation of land surveyors and the transfer of the regulation to the Texas Board of Professional Engineers and Land Surveyors by the Eighty-sixth Legislature, Regular Session, the appropriations made under Article VIII of this Act to the Board of Professional Land Surveying for use during fiscal year 2020 may be used during the transfer of operations to the Texas Board of Professional Engineers and Land Surveyors; however, all funds appropriated to the Board of Professional Land Surveying in fiscal year 2021 by Article VIII of this Act are reduced to zero. In addition, the "Number of Full-Time-Equivalents (FTE)" in the agency's bill pattern is reduced to zero in fiscal year 2021.
- (b) Contingent on the enactment of House Bill 1523, or similar legislation relating to the continuation of the regulation of land surveyors and the transfer of the regulation to the Texas Board of Professional Engineers and Land Surveyors by the Eighty-sixth Legislature, Regular Session, the allocation of funds to be transferred to the Health Professions Council by the remaining participating agencies for each fiscal year of the 2020-21 biennium as required by Section 3, Special Provisions Relating to All Regulatory Agencies, in Article VIII of this Act, shall be adjusted accordingly.

Sec. 18.13. Contingency for HB 1545. Contingent on enactment of HB 1545, or similar legislation relating to the continuation and functions of the Alcoholic Beverage Commission, by the Eighty-sixth Legislature, Regular Session, the Texas Alcoholic Beverage Commission shall use \$2,137,797 in General Revenue in Fiscal Year 2020 and \$2,224,583 in General Revenue in Fiscal Year 2021 appropriated above in Strategy D.1.2, Information Resources to implement the provisions of the legislation related to the licensing technology system. Contingent on enactment of HB 1545, or similar legislation, by the Eighty-sixth Legislature, Regular Session, the Texas Alcoholic Beverage Commission is appropriated \$4,000 for fiscal year 2020 from General Revenue and \$4,000 for fiscal year 2021 from General Revenue to implement the provisions of the legislation.

Sec. 18.14. Contingency for House Bill 1576. Contingent on enactment of House Bill 1576, or similar legislation relating to the delivery of certain transportation services under Medicaid and certain other health and human services programs, by the Eighty-sixth Legislature, Regular Session, the Health and Human Services Commission shall implement the provisions of the bill out of funds appropriated to the agency elsewhere in this Act.

Sec. 18.15. Contingency for HB 1590. Contingent on enactment of HB 1590, or similar legislation relating to statewide policies and practices, personnel training, evidence collection and preservation, and data collection and analysis regarding the prevention, investigation, and prosecution of sexual assault and other sex offenses, by the 86th Legislature, Regular Session, the Trusteed Programs Within the Office of the Governor is appropriated \$988,703 for fiscal year 2020 and \$372,703 for fiscal year 2021 from General Revenue to implement the provisions of the legislation. In addition, the "Number of Full-Time-Equivalents (FTE)" in the agency's bill pattern is increased by 3.0 FTEs each fiscal year of the 2020-21 biennium. Included in the appropriated amount for fiscal year 2020 is \$616,000 to provide a grant to a qualified entity or institution to conduct the required biennial survey and assist with best practices development.

CONTINGENCY AND OTHER PROVISIONS
(Continued)

Sec. 18.16. Contingency for House Bill 1669. Contingent on enactment of House Bill 1669, or similar legislation relating to increasing and improving the mental health and substance use disorder workforce in this state and increasing the capacity of local mental health authorities to provide access to mental health services in certain counties, by the Eighty-sixth Legislature, Regular Session, the Health and Human Services Commission shall use funds appropriated to the agency elsewhere in this Act to implement the provisions of the legislation.

Sec. 18.17. Contingency for HB 1711 or SB 604. Contingent on enactment of House Bill 1711, Senate Bill 604, or similar legislation relating to the issuance of digital license plates, by the Eighty-sixth Legislature, Regular Session, the Department of Motor Vehicles is appropriated \$1,271,122 for fiscal year 2020 and \$112,872 for fiscal year 2021 from the Texas Department of Motor Vehicles Fund to implement the provisions of the legislation. In addition, the "Number of Full-Time-Equivalents (FTE)" indicated in the agency's bill pattern is increased by 2.0 FTEs in fiscal years 2020 and 2021.

Sec. 18.18. Contingency for House Bill 191. Contingent on enactment of House Bill 191, or similar legislation relating to the disposal of pesticides, by the Eighty-sixth Legislature, Regular Session, the Department of Agriculture is appropriated \$59,622 from General Revenue and \$400,000 from the Pesticide Disposal Fund in fiscal year 2020 and \$48,616 from General Revenue and \$400,000 from the Pesticide Disposal Fund in fiscal year 2021 in Strategy B.2.1, Regulate Pesticide Use, to implement the provisions of the legislation, and related benefits are appropriated elsewhere in this Act. In addition, the "Number of Full-Time Equivalents (FTE)" in the agency's bill pattern is increased by 1.0 FTE in fiscal year 2020 and in fiscal year 2021.

Sec. 18.19. Contingency for HB 2041. Contingent on enactment of House Bill 2041, or similar legislation relating to the regulation of freestanding emergency medical care facilities by the Eighty-sixth Legislature, Regular Session, the Department of State Health Services is appropriated \$201,511 in General Revenue in fiscal year 2020 and \$640,375 in General Revenue in fiscal year 2021 to implement the provisions of the legislation. In addition, the "Number of Full-Time Equivalents (FTE)" in the agency's bill pattern is increased by 1.0 FTE in each fiscal year.

Sec. 18.20. Contingency for HB 2048. Contingent on enactment of House Bill 2048, or similar legislation relating to the repeal of the Driver Responsibility Program and the amount and allocation of state traffic funds by the Eighty-sixth Legislature, Regular Session, appropriations to the Department of Public Safety are reduced by \$2,191,892 in General Revenue in Strategy F.1.1, Driver License Services, for each fiscal year of the 2020-21 biennium to implement the provisions of the legislation. The "Number of Full-Time Equivalents (FTEs)" in the agency's bill pattern is reduced by 43.0 FTEs in each fiscal year of the 2020-21 biennium.

Sec. 18.21. Contingency for HB 2155. Contingent on enactment of House Bill 2155, or similar legislation relating to a grant program to reduce wait times for agricultural inspections of vehicles at ports of entry along the Texas-Mexico border, by the Eighty-sixth Legislature, Regular Session, the Department of Agriculture shall implement the provisions of the bill out of funds appropriated elsewhere to the agency in this Act.

Sec. 18.22. Contingency for HB 2174. Contingent on the enactment of House Bill 2174, or similar legislation relating to controlled substance prescriptions by the Eighty-sixth Legislature, Regular Session, the Board of Nursing is appropriated \$43,149 in fiscal year 2020 and \$43,149 in fiscal year 2021 in General Revenue to implement the provisions of the legislation. In addition, the "Number of Full-Time-Equivalents (FTE)" in the agency's bill pattern is increased by 1.0 FTE each fiscal year. This appropriation is also contingent on the Board of Nursing assessing or increasing fees sufficient to generate, in addition to revenue requirements elsewhere in this Act, during the 2020-21 biennium, \$119,259 in excess of \$28,747,000 (Object Code 3560) contained in the Comptroller of Public Accounts' Biennial Revenue Estimate for fiscal years 2020 and 2021. The Board of Nursing, upon completion of necessary actions to assess or increase such additional fees, shall furnish copies of the Board of Nursing's minutes and other information supporting the estimated revenues to be generated for the 2020-21 biennium under the revised fee structure to the Comptroller of Public Accounts. If the Comptroller finds the information sufficient to support the projection of increased revenues, a finding of fact to that effect shall be issued and the contingent appropriation shall be made available for the intended purposes. For informational purposes, the amount of increased revenue identified above reflects amounts sufficient to cover direct appropriations of \$86,298 and other direct and indirect costs (estimated to be \$32,961 for the 2020-21 biennium).

Sec. 18.23. Contingency for House Bill 2261. Contingent on enactment of House Bill 2261, or similar legislation relating to increasing the annual reimbursement amounts for participants of the Physician Education Loan Repayment Program, by the Eighty-sixth Legislature, Regular Session, the

CONTINGENCY AND OTHER PROVISIONS
(Continued)

Texas Higher Education Coordinating Board, is appropriated \$2,670,078 for fiscal year 2020 and \$2,272,215 for fiscal year 2021 in Strategy F.1.7, Physician Education Loan Repayment Program out of the Physician Education Loan Repayment Program Account No. 5144 to implement provisions of the legislation.

Sec. 18.24. Contingency for HB 2345. Contingent on enactment of HB 2345, or similar legislation relating to the Institute for a Disaster Resilient Texas, the Texas A&M University System Administration shall implement the provisions of the legislation out of funds appropriated elsewhere to the agency in this Act.

Sec. 18.25. Contingency for HB 2384. Contingent on enactment of House Bill 2384, or similar legislation related to judicial compensation and assignment, the contributions to, benefits from, membership in, and administration of the Judicial Retirement System of Texas Plan One and Plan Two, and the compensation and retirement benefits of certain prosecutors and other members of the elected class of the Employees Retirement System of Texas, the following changes are made in the following bill patterns in Article IV, The Judiciary:

(a) In the Supreme Court of Texas:

- (1) Add a new Strategy A.1.2, Appellate Justice Salaries, and appropriate an estimated and nontransferable amount of \$1,433,899 in fiscal year 2020 and \$1,453,499 in fiscal year 2021 in General Revenue and \$333,251 in fiscal year 2020 and \$333,251 in fiscal year 2021 in Judicial Fund No. 573.
- (2) Reduce Strategy A.1.1, Appellate Court Operations, by \$1,207,367 in fiscal year 2020 and \$1,207,366 in fiscal year 2021 in General Revenue and \$333,251 in fiscal year 2020 and \$333,251 in fiscal year 2021 in Judicial Fund No. 573.

(b) In the Court of Criminal Appeals:

- (1) Add a new Strategy A.1.2, Appellate Judge Salaries, and appropriate an estimated and nontransferable amount of \$1,450,699 in fiscal year 2020 and \$1,468,899 in fiscal year 2021 in General Revenue and \$333,251 in fiscal year 2020 and \$333,251 in fiscal year 2021 in Judicial Fund No. 573.
- (2) Reduce Strategy A.1.1, Appellate Court Operations, by \$1,202,159 in fiscal year 2020 and \$1,202,158 in fiscal year 2021 in General Revenue and \$333,251 in fiscal year 2020 and \$333,251 in fiscal year 2021 in Judicial Fund No. 573.

(c) In the First Court of Appeals District, Houston:

- (1) Add a new Strategy A.1.2, Appellate Justice Salaries, and appropriate an estimated and nontransferable amount of \$1,251,320 in fiscal year 2020 and \$1,251,320 in fiscal year 2021 in General Revenue and \$273,350 in fiscal year 2020 and \$273,350 in fiscal year 2021 in Judicial Fund No. 573.
- (2) Reduce Strategy A.1.1, Appellate Court Operations, by \$1,129,550 in fiscal year 2020 and \$1,129,549 in fiscal year 2021 in General Revenue and \$273,350 in fiscal year 2020 and \$273,350 in fiscal year 2021 in Judicial Fund No. 573.

(d) In the Second Court of Appeals District, Fort Worth:

- (1) Add a new Strategy A.1.2, Appellate Justice Salaries, and appropriate an estimated and nontransferable amount of \$1,034,420 in fiscal year 2020 and \$1,043,403 in fiscal year 2021 in General Revenue and \$213,050 in fiscal year 2020 and \$213,050 in fiscal year 2021 in Judicial Fund No. 573.
- (2) Reduce Strategy A.1.1, Appellate Court Operations, by \$881,850 in fiscal year 2020 and \$881,849 in fiscal year 2021 in General Revenue and \$213,050 in fiscal year 2020 and \$213,050 in fiscal year 2021 in Judicial Fund No. 573.

CONTINGENCY AND OTHER PROVISIONS
(Continued)

- (e) In the **Third Court of Appeals District, Austin:**
 - (1) **Add** a new Strategy A.1.2, Appellate Justice Salaries, and appropriate an estimated and nontransferable amount of \$845,740 in fiscal year 2020 and \$845,740 in fiscal year 2021 in General Revenue and \$182,900 in fiscal year 2020 and \$182,900 in fiscal year 2021 in Judicial Fund No. 573.
 - (2) **Reduce** Strategy A.1.1, Appellate Court Operations, by \$743,600 in fiscal year 2020 and \$743,600 in fiscal year 2021 in General Revenue and \$182,900 in fiscal year 2020 and \$182,900 in fiscal year 2021 in Judicial Fund No. 573.

- (f) In the **Fourth Court of Appeals District, San Antonio:**
 - (1) **Add** a new Strategy A.1.2, Appellate Justice Salaries, and appropriate an estimated and nontransferable amount of \$954,340 in fiscal year 2020 and \$990,273 in fiscal year 2021 in General Revenue and \$213,050 in fiscal year 2020 and \$213,050 in fiscal year 2021 in Judicial Fund No. 573.
 - (2) **Reduce** Strategy A.1.1, Appellate Court Operations, by \$872,302 in fiscal year 2020 and \$872,301 in fiscal year 2021 in General Revenue and \$213,050 in fiscal year 2020 and \$213,050 in fiscal year 2021 in Judicial Fund No. 573.

- (g) In the **Fifth Court of Appeals District, Dallas:**
 - (1) **Add** a new Strategy A.1.2, Appellate Justice Salaries, and appropriate an estimated and nontransferable amount of \$1,777,520 in fiscal year 2020 and \$1,777,520 in fiscal year 2021 in General Revenue and \$393,950 in fiscal year 2020 and \$393,950 in fiscal year 2021 in Judicial Fund No. 573.
 - (2) **Reduce** Strategy A.1.1, Appellate Court Operations, by \$1,624,950 in fiscal year 2020 and \$1,624,949 in fiscal year 2021 in General Revenue and \$393,950 in fiscal year 2020 and \$393,950 in fiscal year 2021 in Judicial Fund No. 573.

- (h) In the **Sixth Court of Appeals District, Texarkana:**
 - (1) **Add** a new Strategy A.1.2, Appellate Justice Salaries, and appropriate an estimated and nontransferable amount of \$452,780 in fiscal year 2020 and \$452,780 in fiscal year 2021 in General Revenue and \$92,450 in fiscal year 2020 and \$92,450 in fiscal year 2021 in Judicial Fund No. 573.
 - (2) **Reduce** Strategy A.1.1, Appellate Court Operations, by \$381,676 in fiscal year 2020 and \$381,675 in fiscal year 2021 in General Revenue and \$92,450 in fiscal year 2020 and \$92,450 in fiscal year 2021 in Judicial Fund No. 573.

- (i) In the **Seventh Court of Appeals District, Amarillo:**
 - (1) **Add** a new Strategy A.1.2, Appellate Justice Salaries, and appropriate an estimated and nontransferable amount of \$616,670 in fiscal year 2020 and \$616,670 in fiscal year 2021 in General Revenue and \$122,600 in fiscal year 2020 and \$122,600 in fiscal year 2021 in Judicial Fund No. 573.
 - (2) **Reduce** Strategy A.1.1, Appellate Court Operations, by \$510,300 in fiscal year 2020 and \$510,299 in fiscal year 2021 in General Revenue and \$122,600 in fiscal year 2020 and \$122,600 in fiscal year 2021 in Judicial Fund No. 573.

- (j) In the **Eighth Court of Appeals District, El Paso:**
 - (1) **Add** a new Strategy A.1.2, Appellate Justice Salaries, and appropriate an estimated and nontransferable amount of \$428,140 in fiscal year 2020 and \$437,123 in fiscal year 2021 in General Revenue and \$92,450 in fiscal year 2020 and \$92,450 in fiscal year 2021 in Judicial Fund No. 573.
 - (2) **Reduce** Strategy A.1.1, Appellate Court Operations, by \$376,902 in fiscal year 2020 and \$376,901 in fiscal year 2021 in General Revenue and \$92,450 in fiscal year 2020 and \$92,450 in fiscal year 2021 in Judicial Fund No. 573.

CONTINGENCY AND OTHER PROVISIONS
(Continued)

- (k) In the Ninth Court of Appeals District, Beaumont:
 - (1) Add a new Strategy A.1.2, Appellate Justice Salaries, and appropriate an estimated and nontransferable amount of \$632,070 in fiscal year 2020 and \$632,070 in fiscal year 2021 in General Revenue and \$122,600 in fiscal year 2020 and \$122,600 in fiscal year 2021 in Judicial Fund No. 573.
 - (2) Reduce Strategy A.1.1, Appellate Court Operations, by \$500,752 in fiscal year 2020 and \$500,751 in fiscal year 2021 in General Revenue and \$122,600 in fiscal year 2020 and \$122,600 in fiscal year 2021 in Judicial Fund No. 573.

- (l) In the Tenth Court of Appeals District, Waco:
 - (1) Add a new Strategy A.1.2, Appellate Justice Salaries, and appropriate an estimated and nontransferable amount of \$452,780 in fiscal year 2020 and \$452,780 in fiscal year 2021 in General Revenue and \$92,450 in fiscal year 2020 and \$92,450 in fiscal year 2021 in Judicial Fund No. 573.
 - (2) Reduce Strategy A.1.1, Appellate Court Operations, by \$381,676 in fiscal year 2020 and \$381,675 in fiscal year 2021 in General Revenue and \$92,450 in fiscal year 2020 and \$92,450 in fiscal year 2021 in Judicial Fund No. 573.

- (m) In the Eleventh Court of Appeals District, Eastland:
 - (1) Add a new Strategy A.1.2, Appellate Justice Salaries, and appropriate an estimated and nontransferable amount of \$403,100 in fiscal year 2020 and \$414,650 in fiscal year 2021 in General Revenue and \$92,450 in fiscal year 2020 and \$92,450 in fiscal year 2021 in Judicial Fund No. 573.
 - (2) Reduce Strategy A.1.1, Appellate Court Operations, by \$372,050 in fiscal year 2020 and \$372,050 in fiscal year 2021 in General Revenue and \$92,450 in fiscal year 2020 and \$92,450 in fiscal year 2021 in Judicial Fund No. 573.

- (n) In the Twelfth Court of Appeals District, Tyler:
 - (1) Add a new Strategy A.1.2, Appellate Justice Salaries, and appropriate an estimated and nontransferable amount of \$468,180 in fiscal year 2020 and \$468,180 in fiscal year 2021 in General Revenue and \$92,450 in fiscal year 2020 and \$92,450 in fiscal year 2021 in Judicial Fund No. 573.
 - (2) Reduce Strategy A.1.1, Appellate Court Operations, by \$376,902 in fiscal year 2020 and \$376,901 in fiscal year 2021 in General Revenue and \$92,450 in fiscal year 2020 and \$92,450 in fiscal year 2021 in Judicial Fund No. 573.

- (o) In the Thirteenth Court of Appeals District, Corpus Christi-Edinburg:
 - (1) Add a new Strategy A.1.2, Appellate Justice Salaries, and appropriate an estimated and nontransferable amount of \$879,770 in fiscal year 2020 and \$897,737 in fiscal year 2021 in General Revenue and \$182,900 in fiscal year 2020 and \$182,900 in fiscal year 2021 in Judicial Fund No. 573.
 - (2) Reduce Strategy A.1.1, Appellate Court Operations, by \$753,226 in fiscal year 2020 and \$753,225 in fiscal year 2021 in General Revenue and \$182,900 in fiscal year 2020 and \$182,900 in fiscal year 2021 in Judicial Fund No. 573.

- (p) In the Fourteenth Court of Appeals District, Houston:
 - (1) Add a new Strategy A.1.2, Appellate Justice Salaries, and appropriate an estimated and nontransferable amount of \$1,235,920 in fiscal year 2020 and \$1,235,920 in fiscal year 2021 in General Revenue and \$273,350 in fiscal year 2020 and \$273,350 in fiscal year 2021 in Judicial Fund No. 573.

CONTINGENCY AND OTHER PROVISIONS
(Continued)

- (2) Reduce Strategy A.1.1, Appellate Court Operations, by \$1,129,550 in fiscal year 2020 and \$1,129,549 in fiscal year 2021 in General Revenue and \$273,350 in fiscal year 2020 and \$273,350 in fiscal year 2021 in Judicial Fund No. 573.
- (q) In the Office of the State Prosecuting Attorney:
- (1) Add a new Strategy A.1.2, State Prosecutor Salary, and appropriate an estimated and nontransferable amount of \$140,000 in fiscal year 2020 and \$148,167 in fiscal year 2021 in General Revenue.
- (2) Reduce Strategy A.1.2, Representation Before CCA, by \$140,000 each fiscal year in General Revenue.
- (r) In the Special Provisions - Judiciary:
- (1) On page IV-37, Section 3. Appellate Court Exemptions, is struck and replaced with the following:
- (A) **Sec. 3 Appellate Court Exemptions.** The following provisions of Article IX of this act do not apply to the appellate courts:
- (i) Article IX, §6.10, Limitations on State Employment Levels
- (ii) Article IX, §6.13, Performance Rewards and Penalties
- (iii) Article IX, §14.03, Limit on Expenditures - Capital Budget
- (iv) Article IX, §3.04, Scheduled Exempt Positions
- (2) On page IV-38 add the following section:
- (A) **Section 9. Judge and Prosecutor Exemptions.** Article IX, §3.04, Scheduled Exempt Positions, does not apply to exempt positions listed within the bill patterns for the Office of State Prosecuting Attorney or the Judiciary Section, Comptroller's Department. In addition, Article IX, §3.04, Schedule of Exempt Positions, does not apply to the 77 Associate Judge Exempt positions for the Child Support Courts and the Child Protection Courts included in the bill pattern of the Office of Court Administration, Texas Judicial Council.
- (3) On page IV-38 add the following section:
- (A) **Section 10. Reporting on Position Tenure.** The appellate courts and the Office of State Prosecuting Attorney shall provide a report to the Legislative Budget Board and the Comptroller of Public Accounts detailing additional salary amounts required each fiscal year under the tiered longevity pay structure established by House Bill 2384, or similar legislation relating to judicial compensation and assignment, the contributions to, benefits from, membership in, and administration of the Judicial Retirement System of Texas Plan One and Plan Two, and the compensation and retirement benefits of certain prosecutors and other members of the elected class of the Employees Retirement System of Texas enacted by the Eighty-sixth Legislature, 2019, Regular Session.
- (s) In the Office of Court Administration, Texas Judicial Council:
- (1) Amend the Schedule of Exempt Positions to include 77 Associate Judge positions with a salary amount of \$126,000 (43 positions for the Child Support Courts and 34 positions for the Child Protection Courts).
- (2) Increase General Revenue appropriations by \$258,545 each fiscal year and Federal Fund appropriations by \$354,550 each fiscal year in Strategy B.1.1, Child Support Courts Program.
- (3) Increase General Revenue appropriations by \$477,357 each fiscal year in Strategy B.1.2, Child Protection Courts Program.

CONTINGENCY AND OTHER PROVISIONS
(Continued)

- (t) In the Judiciary Section, Comptroller's Department:
- (1) In the Schedule of Exempt Positions, District Judges and Criminal District Judges is struck and replaced with District Judges and Criminal District Judges - State Base Salary.
 - (2) Increase General Revenue appropriations by \$8,327,293 in fiscal year 2020 and \$9,039,427 in fiscal year 2021 in Strategy A.1.1, District Judges.
 - (3) Increase General Revenue appropriations by \$78,400 in fiscal year 2020 and \$94,267 in fiscal year 2021 in Strategy B.1.1, District Attorneys: Salaries.
 - (4) Increase General Revenue appropriations by \$2,192,521 in fiscal year 2020 and \$2,668,762 in fiscal year 2021 in Strategy B.1.2, Professional Prosecutors.
 - (5) Increase General Revenue appropriations by \$45,500 in fiscal year 2020 and \$45,500 in fiscal year 2021 in Strategy B.1.3, Felony Prosecutors: Salaries.
 - (6) Increase General Revenue appropriations by \$730,393 in fiscal year 2020 and \$753,727 in fiscal year 2021 in Strategy D.1.2, County Attorney Supplement.
- (u) In the appropriations for Retirement and Group Insurance in Article IV, The Judiciary:
- (1) In Strategy A.1.1, Retirement Contributions, add estimated appropriations of \$280,257 in fiscal year 2020 and \$325,500 in fiscal year 2021 in General Revenue and \$33,682 in each fiscal year in Federal Funds.
 - (2) In Strategy A.1.3, Judicial Retirement System - Plan 2, add estimated appropriations of \$1,597,600 in fiscal year 2020 and \$1,728,128 in fiscal year 2021 in General Revenue.

Sec. 18.26. Contingency for House Bill 2758. Contingent on enactment of House Bill 2758, or similar legislation relating to changing the eligibility of persons charged with certain offenses to receive community supervision, including deferred adjudication community supervision, by the Eighty-sixth Legislature, Regular Session, the Texas Department of Criminal Justice shall implement the provisions of the bill out of funds appropriated elsewhere to the agency in this Act.

Sec. 18.27. Contingency for HB 2764. Contingent on enactment of House Bill 2764, or similar legislation relating to minimum standards and caregiver training for substitute care providers for children in the conservatorship of the Department of Family and Protective Services (DFPS), or similar legislation by the Eighty-sixth Legislature, Regular Session, DFPS and the Health and Human Services Commission shall implement the provisions of the bill out of funds appropriated elsewhere to the agencies in this Act.

Sec. 18.28. Contingency for House Bill 2771. Contingent on enactment of House Bill 2771, or similar legislation relating to the authority of the Texas Commission on Environmental Quality to issue permits for the discharge into water in this state of produced water, hydrostatic test water, and gas plant effluent resulting from certain oil and gas activities, by the Eighty-sixth Legislature, Regular Session, the following adjustments are made in the bill patterns of the following agencies to implement the provisions of the legislation:

- a. Decrease General Revenue-Dedicated Oil and Gas Regulation Account No. 5155 appropriations in the bill pattern for the Railroad Commission by \$150,846 each fiscal year in Strategy C.1.1, Oil and Gas Monitoring and Inspections and related benefits appropriated elsewhere in this Act. In addition, the "Number of Full Time Equivalent (FTE)" positions is reduced by 2.5 FTEs each fiscal year.
- b. Increase General Revenue-Dedicated Water Resource Management Account No. 153 appropriations in the bill pattern for the Texas Commission on Environmental Quality by \$429,696 in fiscal year 2020 and \$431,406 in fiscal year 2021 in Strategy A.2.2, Water Resource Permitting, and related benefits appropriated elsewhere in this Act. In addition, the "Number of Full Time Equivalent (FTE)" positions is increased by 9.0 FTEs each fiscal year.

Sec. 18.29. Contingency for House Bill 2794. Contingent on enactment of House Bill 2794, or similar legislation relating to the administration of emergency management in this state, by the Eighty-sixth Legislature, Regular Session, make the following appropriation adjustments:

CONTINGENCY AND OTHER PROVISIONS
(Continued)

- a. In the Department of Public Safety bill pattern, decrease funding and FTEs related to the Texas Division of Emergency Management as shown in the following strategies:

	FY 2020	FY 2021
Strategy D.1.1, Emergency Preparedness		
General Revenue Fund	(\$1,330,239)	(\$1,330,239)
Federal Funds	(\$10,324,628)	(\$10,324,628)
Appropriated Receipts	(\$326,642)	(\$326,643)
Interagency Contracts	(\$378,898)	(\$378,898)
Number of Full-Time-Equivalents (FTE)	(66.0)	(66.0)
Strategy D.1.2, Response Coordination		
General Revenue Fund	(\$823,495)	(\$823,495)
Federal Funds	(\$750,686)	(\$750,686)
Appropriated Receipts	(\$7)	(\$7)
Number of Full-Time-Equivalents (FTE)	(21.0)	(21.0)
Strategy D.1.3, Recovery and Mitigation		
General Revenue Fund	(\$2,012,014)	(\$2,012,014)
Federal Funds	(\$1,400,459,878)	(\$2,053,795,443)
Number of Full-Time-Equivalents (FTE)	(110.0)	(110.0)
Strategy D.1.4, State Operations Center		
General Revenue Fund	(\$1,032,415)	(\$1,032,415)
Federal Funds	(\$7,661,126)	(\$7,661,126)
Number of Full-Time-Equivalents (FTE)	(107.0)	(107.0)
Total	(\$1,425,100,028)	(\$2,078,435,594)
Total FTEs	(304.0)	(304.0)

Align totals and benefits accordingly.

- b. In a newly created bill pattern for the Texas Division of Emergency Management in Article III of this Act, increase funding and FTEs by the amounts included above in subsection (a) in the relevant strategies of the new bill pattern. In addition to the appropriation amounts and FTEs, transfer all riders and performance measures associated with the funding to the new bill pattern. Align benefits accordingly.

Sec. 18.30. Contingency for SB 683 or HB 2847. Contingent on enactment of Senate Bill 683 or House Bill 2847, or similar legislation relating to the licensing and regulation of pharmacists and pharmacies, by the Eighty-sixth Legislature, Regular Session, the Board of Pharmacy is appropriated \$65,000 in fiscal year 2020 in General Revenue to implement the provisions of the legislation. This appropriation is also contingent on the Board of Pharmacy, Texas Medical Board, Optometry Board, Board of Dental Examiners, Board of Nursing, Department of Licensing and Regulation, and Board of Veterinary Medical Examiners assessing or increasing fees sufficient to generate, in addition to revenue requirements elsewhere in this Act, during the 2020-21 biennium, \$65,000 in excess of \$3,215,000 (Object Code 3554), contained in the Comptroller of Public Accounts' Biennial Revenue Estimate for fiscal years 2020 and 2021. The Board of Pharmacy, upon completion of necessary actions to assess or increase such additional fees, shall furnish copies of the Board of Pharmacy's minutes and other information supporting the estimated revenues to be generated for the 2020-21 biennium under the revised fee structure to the Comptroller of Public Accounts. If the Comptroller finds the information sufficient to support the projection of increased revenues, a finding of fact to that effect shall be issued and the contingent appropriation shall be made available for the intended purposes.

Sec. 18.31. Contingency for HB 2826. Contingent on enactment of HB 2826, or similar legislation relating to procurement of a contingent fee contract for legal services by certain governmental entities, by the 86th Legislature, Regular Session, the Office of the Attorney General is appropriated \$486,656 and 4.5 FTEs for fiscal year 2020 and \$441,641 and 4.5 FTEs for fiscal year 2021 from General Revenue to implement the provisions of the legislation.

Sec. 18.32. Contingency for HB 2909. Contingent on enactment of House Bill 2909, Senate Bill 9, or any legislation relating to the replacement or retrofitting of voting system equipment, by the Eighty-sixth Legislature, Regular Session, 2019, the Secretary of State is appropriated \$29,000,000 from the General Revenue Fund in fiscal year 2020 to issue reimbursements pursuant to that legislation.

CONTINGENCY AND OTHER PROVISIONS
(Continued)

Sec. 18.33. Contingency for HB 2945. Contingent on enactment of HB 2945, or similar legislation relating to the establishment of a credit card skimmer fraud center, by the 86th Legislature, Regular Session, the Office of the Attorney General is appropriated \$870,000 for fiscal year 2020 and \$370,000 for fiscal year 2021 from General Revenue to implement the provisions of the legislation.

Sec. 18.34. Contingency for House Bill 1422: Appropriation of Proceeds from Sale of Collection Items. Contingent on enactment of House Bill 1422, or similar legislation relating to the sale of certain historic property, by the Eighty-sixth Legislature, Regular Session, a state agency that sells a qualifying deaccessioned collection item pursuant to the provisions of the legislation is appropriated proceeds from the sale for the purpose of the direct care and preservation of historical collections managed by the agency.

Sec. 18.35. Contingency for House Bill 3040. Contingent on the enactment of House Bill 3040, or similar legislation relating to an interim study by the Texas Commission on Judicial Selection regarding the method by which certain trial and appellate judges are selected by the Eighty-sixth Legislature, Regular Session, the Office of Court Administration is appropriated \$143,241 from the General Revenue Fund in fiscal year 2020 and \$138,749 from the General Revenue Fund in fiscal year 2021 and 2.0 FTEs each fiscal year in Strategy A.1.1, Court Administration, to provide resources and support for the commission.

Sec. 18.36. Contingency for HB 3284. Contingent on enactment of House Bill 3284, or similar legislation relating to prescribing and dispensing controlled substances and monitoring the prescribing and dispensing of controlled substances under the Texas Controlled Substances Act, by the Eighty-sixth Legislature, Regular Session, the Board of Pharmacy is appropriated \$375,009 in fiscal year 2020 and \$346,349 in fiscal year 2021 in General Revenue to implement the provisions of the legislation. In addition, the "Number of Full-Time-Equivalents (FTE)" in the agency's bill pattern is increased by 6.0 FTEs in fiscal years 2020 and 2021. This appropriation is also contingent on the Board of Pharmacy, Texas Medical Board, Optometry Board, Board of Dental Examiners, Board of Nursing, Department of Licensing and Regulation, and the Board of Veterinary Medical Examiners assessing or increasing fees sufficient to generate, in addition to revenue requirements elsewhere in this Act, during the 2020-21 biennium, \$967,132 in excess of \$3,215,000 (Object Code 3554), contained in the Comptroller of Public Accounts' Biennial Revenue Estimate for fiscal years 2020 and 2021. The Board of Pharmacy, upon completion of necessary actions to assess or increase such additional fees, shall furnish copies of the Board of Pharmacy's minutes and other information supporting the estimated revenues to be generated for the 2020-21 biennium under the revised fee structure to the Comptroller of Public Accounts. If the Comptroller finds the information sufficient to support the projection of increased revenues, a finding of fact to that effect shall be issued and the contingent appropriation shall be made available for the intended purposes. For informational purposes, the amount of increased revenue identified above reflects amounts sufficient to cover direct appropriations of \$721,358 and other direct and indirect costs (estimated to be \$245,774 for the 2020-21 biennium).

Sec. 18.37. Contingency for HB 3301. Contingent on enactment of HB 3301, or similar legislation relating to hospital mergers, by the 86th Legislature, Regular Session, the Office of the Attorney General shall use General Revenue funds appropriated to that agency elsewhere in this Act to implement the provisions of the legislation.

Sec. 18.38. Contingency for HB 3366.

- (a) Contingent on enactment of House Bill 3366, or similar legislation relating to the deposit and distribution by the Texas Racing Commission of certain pari-mutuel wagering funds to benefit the Texas-bred program, by the Eighty-sixth Legislature, Regular Session, the Texas Racing Commission is reduced by \$3,130,000 in General Revenue-Dedicated Funds Texas Racing Commission Account 597 in each fiscal year of the 2020-21 biennium in Strategy A.2.1, Texas Bred Incentive Program and this strategy is deleted. The legislation creates the Texas Bred Incentive Fund as an off-budget escrow account which would be administered by the Texas Racing Commission, and this strategy would no longer be needed.
- (b) Contingent on enactment of House Bill 3366, or similar legislation relating to the deposit and distribution by the Texas Racing Commission of certain pari-mutuel wagering funds to benefit the Texas-bred program, by the Eighty-sixth Legislature, Regular Session, the Texas Racing Commission Rider 2, Texas Bred Incentive Program Receipts, is deleted from the agency's bill pattern.

CONTINGENCY AND OTHER PROVISIONS
(Continued)

Sec. 18.39. Contingency for House Bill 3388. Contingent on enactment of House Bill 3388, or similar legislation relating to the reimbursement of prescription drugs under Medicaid and the child health plan program, by the Eighty-sixth Legislature, Regular Session, the Health and Human Services Commission shall implement the provisions of the bill out of funds appropriated to the agency in Goal A, Medicaid Client Services.

Sec. 18.40. House Bill 4390 Contingency: Reimbursement of Advisory Council Members. Contingent on enactment of HB 4390, or similar legislation relating to the Texas Privacy protection Advisory Council, by the 86th Legislature, Regular Session, the Department of Information Resources shall, out of funds appropriated to the agency elsewhere in this Act, provide reimbursement of expenses for members of the Texas Privacy Protection Advisory Council.

Sec. 18.41. Contingency for House Bill 4032. Contingent on enactment of House Bill 4032, or similar legislation relating to the regulation, permitting, and taxation of certain boats and boat motors, or similar legislation by the Eighty-sixth Legislature, Regular Session, the Comptroller of Public Accounts and the Texas Parks and Wildlife Department shall implement the provisions of the bill out of funds appropriated elsewhere to the agencies in this Act.

Sec. 18.42. Contingency for House Bill 548. Contingent on enactment of HB 548, or similar legislation relating to reporting certain information through the Public Education Information Management System, by the Eighty-sixth Legislature, Regular Session, in addition to amounts appropriated elsewhere in this Act, the Texas Education Agency is appropriated in Strategy B.3.5, Information Systems- Technology, \$96,643 in General Revenue Funds for fiscal year 2020, \$199,381 in General Revenue Funds for fiscal year 2021, and 0.5 FTEs in each fiscal year to implement the provisions of the legislation.

Sec. 18.43. Contingency for House Bill 6. Contingent on enactment of House Bill 6, or similar legislation relating to developing a disaster recovery task force to assist with long-term disaster recovery, by the Eighty-sixth Legislature, Regular Session, the Department of Public Safety (DPS) is allocated \$5,789,350 and 28.2 Full-time Equivalent (FTE) positions in fiscal year 2020 and \$4,617,480 and 28.2 FTEs in fiscal year 2021 for the Texas Division of Emergency Management (TDEM) to establish a recovery task force that would provide specialized assistance for communities and individuals to address financial issues, available federal assistance programs, and recovery and resiliency planning to speed recovery efforts at the local level.

Sec. 18.44. Contingency for HB 72. Contingent on enactment of House Bill 72, or similar legislation relating to the provision of Medicaid benefits to certain children formerly in the conservatorship of the Department of Family and Protective Services (DFPS), or similar legislation by the Eighty-sixth Legislature, Regular Session. DFPS and the Health and Human Services Commission shall implement the provisions of the bill out of funds appropriated elsewhere to the agencies in this Act.

Sec. 18.45. Contingency for House Bill 721. Contingent on enactment of House Bill 721, or similar legislation relating to the duty of the Water Development Board to conduct studies of and prepare and submit reports on aquifer storage and recovery and aquifer recharge projects, by the Eighty-sixth Legislature, Regular Session, the Water Development Board is appropriated \$816,300 in fiscal year 2020 and \$238,582 in fiscal year 2021 from General Revenue in Strategy A.2.2, Water Resources Planning, to implement the provisions of the legislation, and related benefits are appropriated elsewhere in this Act. In addition, the "Number of Full-Time Equivalent (FTE)" in the agency's bill pattern is increased by 3.0 FTEs in fiscal year 2020 and fiscal year 2021.

Sec. 18.46. Contingency for House Bill 722. Contingent on enactment of House Bill 722, or similar legislation relating to the development of brackish groundwater, by the Eighty-sixth Legislature, Regular Session, the Water Development Board is appropriated \$102,100 in fiscal year 2020 and \$74,094 in fiscal year 2021 from General Revenue in Strategy A.2.2, Water Resources Planning, to implement the provisions of the legislation, and related benefits are appropriated elsewhere in this Act. In addition, the "Number of Full-Time Equivalent (FTE)" in the agency's bill pattern is increased by 1.0 FTE in fiscal year 2020 and fiscal year 2021.

Sec. 18.47. Contingency for House Bill 1480. In addition to amounts appropriated elsewhere in this Act, contingent on enactment of HB 1480, or similar legislation relating to assessment of public school students, providing accelerated instruction, appropriately crediting certain student performance, and eliminating requirements based on performance on certain assessment instruments by the 86th

CONTINGENCY AND OTHER PROVISIONS
(Continued)

Legislature, Regular Session, the Texas Education Agency in Strategy B.1.1, Assessment and Accountability, is appropriated \$750,000 for fiscal year 2020 and reduced by \$3,250,000 for fiscal year 2021 from the General Revenue Fund to implement the provisions of the legislation.

Sec. 18.48. Contingency for House Bill 723. Contingent on enactment of House Bill 723, or similar legislation relating to a requirement that the Texas Commission on Environmental Quality obtain or develop updated water availability models for certain river basins, by the Eighty-sixth Legislature, Regular Session, the Texas Commission on Environmental Quality is appropriated \$2,162,000 in General Revenue-Dedicated Water Resource Management Account No. 153 in Strategy A.1.3, Water Assessment and Planning, in fiscal year 2020, to obtain or develop updated water availability models for the Brazos, Neches, Red, and Rio Grande River Basins.

Sec. 18.49. Contingency for HB 8. Contingent on enactment of House Bill 8, or similar legislation relating to the criminal statute of limitations for certain sex offenses and the collection, analysis, and preservation of evidence of sexual assault and other sex offenses, by the Eighty-sixth Legislature, Regular Session, the Department of Public Safety is appropriated in Strategy E.1.1, Crime Laboratory Services, \$1,234,230 and 21.0 Full-time Equivalent (FTE) positions in fiscal year 2020 and \$1,234,230 and 21.0 FTEs in fiscal year 2021 in General Revenue Funds to implement the provisions of the legislation.

Sec. 18.50. Contingency for HB 812. Contingent on enactment of HB 812, or similar legislation relating to the amount of the inmate health care fee, by the Eighty-sixth Legislature, Regular Session, the receipts from the inmate health care fee are appropriated to Strategy C.1.8, Managed Health Care - Unit and Psychiatric Care, estimated to be \$215,000 in General Revenue Funds in fiscal year 2020 and \$215,000 in General Revenue Funds in fiscal year 2021. The Texas Department of Criminal Justice is appropriated any receipts in excess of \$215,000 in fiscal year 2020 and \$215,000 in fiscal year 2021 to pay the cost of correctional health care.

Sec. 18.51. Contingency for HJR 5. In addition to amounts appropriated above all of the net revenue derived from the imposition of the state sales and use tax on the sale, storage, use, or other consumption in this state of taxable items under Chapter 151, Tax Code, or its successor, that the Comptroller of Public Accounts deposits to the credit of the Texas Mental and Behavioral Health Research Fund in state fiscal year 2020 and state fiscal year 2021 is appropriated to the Texas Higher Education Coordinating Board, contingent on all of the following:

- a. passage and enactment of HJR 5 by the Eighty-sixth Legislature, Regular Session, 2019, or similar legislation relating to a constitutional amendment dedicating certain sales and use tax revenue to the Texas Mental and Behavioral Health Research Fund;
- b. the enactment of House Bill 10, or similar legislation relating to the creation of the Texas Mental and Behavioral Health Research Institute, by the Eighty-sixth Legislature, Regular Session,
- c. voter approval of the associated constitutional amendment; and
- d. state fiscal year 2020 Texas Limited Sales and Use tax revenue exceeding \$35.04 billion or state fiscal year 2021 Texas Limited Sales and Use tax revenue exceeding \$36.16 billion.

Sec. 18.52. Sale of Hobby Building. Contingent on the sale of the William P. Hobby Jr. State Office Building (the "Hobby Building") in Travis County pursuant to either general or specific law, all proceeds from that sale are appropriated to the Texas Facilities Commission for the sole purpose of funding the Capitol Complex and North Austin Complex construction projects (collectively, the "Project"). For the purpose of this provision, the term Project means appropriation items e(1), e(2), e(3), and e(4) identified in Rider 3, Capital Budget, of the bill pattern of the Texas Facilities Commission, page I-41, of House Bill 1, 84th Legislature, Regular Session, 2015, as Enrolled, and any other similar construction projects approved by this Act. The funds appropriated by this provision shall offset a like amount of the revenue bond proceeds appropriated for the Project, by this Act, to the Texas Facilities Commission.

The funds appropriated by this provision, if and when available for expenditure, shall be expended on the Project prior to the expenditure of any other funds lawfully available. Further, the funds appropriated by this provision shall be fully expended within two years of the close of the sale of the Hobby Building.

CONTINGENCY AND OTHER PROVISIONS
(Continued)

The Texas Facilities Commission shall determine the allocation of appropriated funds among and between the various components of the Project.

Nothing in this provision shall be construed to amend, or otherwise adjust, the aggregate amount originally authorized for the Project by House Bill 1, 84th Legislature, Regular Session, 2015.

Sec. 18.53. Contingency for Senate Bill 1096. Contingent on enactment of Senate Bill 1096, or similar legislation relating to certain benefits provided through the Medicaid managed care program, including pharmacy benefits, by the Eighty-sixth Legislature, Regular Session, the Health and Human Services Commission shall implement the provisions of the bill out of funds appropriated to the agency elsewhere in this Act.

Sec. 18.54. Contingency for Senate Bill 1105. Contingent on enactment of Senate Bill 1105, or similar legislation relating to the administration and operation of Medicaid, including Medicaid managed care, by the Eighty-sixth Legislature, Regular Session, the Health and Human Services Commission shall implement the provisions of the bill out of funds appropriated to the agency elsewhere in this Act.

Sec. 18.55. Contingency for SB 1140. Contingent on enactment of Senate Bill 1140, or similar legislation relating to an independent medical review of certain determinations by the Health and Human Services Commission or a Medicaid managed care organization, by the Eighty-sixth Legislature, Regular Session, the Health and Human Services Commission is appropriated \$692,259 in General Revenue and \$692,259 in Federal Funds in fiscal year 2020 and \$692,259 in General Revenue and \$692,259 in Federal Funds in fiscal year 2021 to implement the provisions of the legislation.

Sec. 18.56. Contingency for Senate Bill 1207. Contingent on enactment of Senate Bill 1207, or similar legislation relating to the operation and administration of Medicaid, including the Medicaid managed care program and the medically dependent children (MDCP) waiver program, by the Eighty-sixth Legislature, Regular Session, the Health and Human Services Commission shall implement the provisions of the bill out of funds appropriated to the agency elsewhere in this Act.

Sec. 18.57. Contingency for SB 1264.

- (a) Contingent on enactment of Senate Bill 1264, or similar legislation relating to consumer protections against certain medical and health care billing by certain out-of-network providers, by the Eighty-sixth Legislature, Regular Session, appropriations at the end of each Article for Group Insurance provided by the Employees Retirement System are increased by estimated amounts totaling \$3,045,683 in General Revenue, \$169,436 in General Revenue-Dedicated Accounts, \$732,161 in Federal Funds, \$483,321 in State Highway Fund 6, and \$35,829 in Other Special State Funds for fiscal year 2020; and \$4,824,187 in General Revenue, \$268,377 in General Revenue-Dedicated Accounts, \$1,159,700 in Federal Funds, \$765,553 in State Highway Fund 6, and \$56,750 in Other Special State Funds for fiscal year 2021, to implement the provisions of the legislation. Rider 2, Informational Listing of Appropriated Funds, in the bill pattern of the Employees Retirement System is adjusted accordingly.
- (b) Contingent on enactment of Senate Bill 1264, or similar legislation, in addition to amounts appropriated elsewhere in this Act, the Teacher Retirement System (TRS) is appropriated in Strategy A.3.1, Retiree Health - Supplemental Funds, \$2,208,137 in fiscal year 2020 and \$3,312,206 in fiscal year 2021 in General Revenue to implement to provisions of the legislation.

Sec. 18.58. Contingency for Senate Bill 1511. Included in the amounts appropriated to the Parks and Wildlife Department bill pattern elsewhere in this act is \$1,300,000 Sporting Goods Sales Tax Transfer to State Park Account No.64 in each fiscal year of the 2020-21 biennium in Strategy B.1.1, State Park Operations, for operation of the Battleship TEXAS State Historic Site and \$700,000 in Sporting Goods Sales Tax Transfer to Parks and Wildlife Conservation and Capital Account No. 5004 in each fiscal year of the 2020-21 biennium in Strategy D.1.1, Improvements and Major Repairs, for any necessary emergency repairs to the Battleship TEXAS.

Contingent on enactment of Senate Bill 1511, or similar legislation related to the operation of the Battleship TEXAS, by the Eighty-sixth Legislature, Regular Session, the Parks and Wildlife Department shall transfer all unencumbered and unexpended balances of the \$1,300,000 for operations of the Battleship TEXAS and \$700,000 for emergency repairs for the Battleship TEXAS in each fiscal year identified in this section to a nonprofit foundation with which the Parks and Wildlife Department

CONTINGENCY AND OTHER PROVISIONS
(Continued)

enters into a memorandum of understanding for the preservation, management, and operation of the Battleship TEXAS, effective on the date upon which the foundation assumes operational responsibility. Any unobligated and unexpended balances remaining as of August 31, 2020, are appropriated for the same purpose in fiscal year beginning September 1, 2020.

The contingent transfers identified in this section shall not be made without prior written approval by the Legislative Budget Board after review of the Battleship TEXAS restoration plan developed by the Parks and Wildlife Department and nonprofit foundation in accordance with the memorandum of understanding.

Notwithstanding Article IX, §14.01, Appropriation Transfers, the Parks and Wildlife Department may not transfer funds identified in this section out of Strategies B.1.1, State Park Operations, and D.1.1, Improvements and Major Repairs. Notwithstanding Article IX, §14.03, Transfers - Capital Budget, Parks and Wildlife Department may only transfer funds from donations received to support the Battleship TEXAS into and not out of the Battleship TEXAS capital project identified in Rider 2, Capital Budget.

The agency shall submit semi-annual reports to the Legislative Budget Board, the Governor's Office, and the Comptroller of Public Accounts related to the Battleship TEXAS. The report shall be provided no later than March 31st and September 30th of each fiscal year and in a manner prescribed by the Legislative Budget Board. The report shall include, at minimum:

- (a) a copy of the most recent draft or fully executed Memorandum of Understanding developed between the agency and the Battleship Texas Foundation;
- (b) expended amounts and performance indicators for activities related to the Battleship TEXAS project;
- (c) the method of finance of budgeted and expended amounts;
- (d) the object of expense of budgeted and expended amounts; and
- (e) a timeline for completion of the Battleship TEXAS project.

Sec. 18.59. Contingency for SB 1584. Contingent on enactment of Senate Bill 1584, or similar legislation relating to satisfaction of continuing education requirements for certain insurance adjusters, by the Eighty-sixth Legislature, Regular Session, the Texas Department of Insurance is appropriated \$96,098 in fiscal year 2020 and \$93,098 in fiscal year 2021 in General Revenue - Insurance Companies Maintenance Tax and Insurance Department Fees to implement the provisions of the legislation. In addition, the "Number of Full-Time-Equivalents (FTE)" in the agency's bill pattern is increased by 2.0 FTEs in fiscal years 2020 and 2021.

Sec. 18.60. Contingency for SB 16. Contingent on the enactment of Senate Bill 16 or similar legislation by the Eighty-sixth Legislature relating to the creation of a peace officer loan repayment assistance program, the Higher Education Coordinating Board is appropriated \$137,003 and 1.0 FTE in fiscal year 2020 and \$4,096,344 and 2.0 FTE in fiscal year 2021 from General Revenue to implement the provisions of the legislation. Any unexpended balances at the end of fiscal year 2020 are appropriated for the same purpose for fiscal year 2021.

Sec. 18.61. Contingency for Senate Bill 170. Contingent on enactment of Senate Bill 170, or similar legislation relating to reimbursement of rural hospitals under Medicaid, by the Eighty-sixth Legislature, Regular Session, the Health and Human Services Commission shall implement the provisions of the bill out of funds appropriated to the agency elsewhere in this Act.

Sec. 18.62. Contingency for SB 1780. Contingent on enactment of Senate Bill 1780, or similar legislation relating to value-based arrangements in the Medicaid vendor drug program, by the Eighty-sixth Legislature, Regular Session, the Health and Human Services Commission (HHSC) shall implement the provisions of the bill out of funds appropriated to HHSC in Strategy B.1.1, Medicaid Contracts & Administration.

Sec. 18.63. Contingency for SB 1834. Contingent on enactment of Senate Bill 1834, or similar legislation relating to a study and pilot program regarding the use of incentives to purchase certain fruits or vegetables under the Supplemental Nutrition Assistance Program, by the Eighty-Sixth Legislature,

CONTINGENCY AND OTHER PROVISIONS
(Continued)

Regular Session, the Health and Human Services Commission is appropriated capital budget authority in the amount of \$7,676 for the 2020-2021 biennium to implement the technology provisions of the legislation.

Sec. 18.64. Contingency for SB 1940.

- (a) Contingent on enactment of Senate Bill 1940, or similar legislation relating to the administration of a temporary health insurance risk pool, by the Eighty-sixth Legislature, Regular Session, the Texas Department of Insurance (TDI) is appropriated \$841,602 in fiscal year 2020 and \$933,351 in fiscal year 2021 in General Revenue-Dedicated Texas Department of Insurance Operating Fund 36; and \$12,000,000 in fiscal year 2020 and \$29,052,524 in fiscal year 2021 in Premium Stabilization Fund 329 to implement the provisions of the legislation. In addition, the “Number of Full-Time-Equivalents (FTE)” in the agency’s bill pattern is increased by 10.5 FTEs in fiscal year 2020 and 12.0 FTEs in fiscal year 2021.
- (b) None of the funds appropriated in subsection (a) may be expended unless the Commissioner of Insurance files a finding of fact with the Governor and the Legislative Budget Board (LBB) and neither the Governor nor the LBB issues a written disapproval not later than:
- (1) the 10th business day after the date the staff of the LBB concludes its review of the findings of fact and forwards those findings of fact along with the conclusions or comments of the LBB staff to the Chair of the House Appropriations Committee, Chair of the Senate Finance Committee, Speaker of the House, and Lieutenant Governor; and
 - (2) within 10 business days of the receipt of the finding of fact by the Governor.

Any requests for additional information made by the LBB shall suspend the counting of the 10 business days.

Any unexpended balances as of August 31, 2020 in appropriations in subsection (a) made to TDI are appropriated for the same purposes for the fiscal year beginning September 1, 2020.

Sec. 18.65. Contingency for Senate Bill 1991. Contingent on enactment of Senate Bill 1991, or similar legislation relating to claims and overpayment recoupment processes imposed on health care providers under Medicaid, by the Eighty-sixth Legislature, Regular Session, the Health and Human Services Commission shall implement the provisions of the bill out of funds appropriated to the agency elsewhere in this Act.

Sec. 18.66. Contingency for Senate Bill 2075. Contingent on enactment of SB 2075, or similar legislation relating to the auditing and monitoring of district compliance with dyslexia screening requirements by the 86th Legislature, Regular Session, in addition to amounts appropriated elsewhere in this Act, the Texas Education Agency in Strategy A.2.3, Students with Disabilities, is appropriated \$464,857 for fiscal year 2020 and \$448,857 for fiscal year 2021 and 4.0 FTEs in each fiscal year from the General Revenue Fund to implement the provisions of the legislation.

Sec. 18.67. Contingency for Senate Bill 21. Contingent on enactment of Senate Bill 21, or similar legislation relating to the distribution, possession, purchase, consumption, and receipt of cigarettes, e-cigarettes, and tobacco products, by the Eighty-sixth Legislature, Regular Session, appropriations made to the Health and Human Services Commission are reduced in Strategy A.1.3, Pregnant Women, by \$96,362 in GR Match for Medicaid Account No. 758 and \$148,648 in Federal Funds in fiscal year 2020 and \$220,529 in GR Match for Medicaid Account No. 758 and \$343,339 in Federal Funds in fiscal year 2021.

Sec. 18.68. Contingency for Senate Bill 633. Contingent on enactment of Senate Bill 633, or similar legislation relating to an initiative to increase the capacity of local mental health authorities to provide access to mental health services in certain counties, by the Eighty-sixth Legislature, Regular Session, the Health and Human Services Commission is appropriated \$274,173 in General Revenue and \$23,517 in Federal Funds in fiscal year 2020 and \$237,163 in General Revenue and \$20,343 in Federal Funds in fiscal year 2021 to implement the provisions of the legislation. In addition, the “Number of Full-Time-Equivalents (FTEs)” in the agency’s bill pattern is increased by 3.3 FTEs in each fiscal year of the 2020-21 biennium.

Sec. 18.69. Contingency for Senate Bill 649. Contingent on enactment of Senate Bill 649, or similar legislation relating to promotion of the use of recyclable materials as feedstock for processing and manufacturing, by the Eighty-sixth Legislature, Regular Session, the Texas Commission on

CONTINGENCY AND OTHER PROVISIONS
(Continued)

Environmental Quality is appropriated \$125,000 in General Revenue-Dedicated Waste Management Account No. 549 in each fiscal year in Strategy A.1.3, Waste Assessment and Planning, for contracting with a public, private, or nonprofit organization to produce a plan on stimulating the use of recyclable materials as feedstock in manufacturing.

Sec. 18.70. Contingency for SB 706. Contingent on enactment of Senate Bill 706, or similar legislation relating to an investigation unit within the Health and Human Services Commission (HHSC) for certain illegally operating child-care facilities by the Eighty-sixth Legislature, Regular Session, and in addition to the \$2,029,055 in General Revenue and 20.0 FTEs appropriated in Strategy H.2.1, Child Care Regulation for the 2020-21 biennium for the purposes of implementing a unit to proactively investigate illegal child care operations, HHSC is appropriated \$1,039,184 in General Revenue and \$1,057,836 in All Funds in fiscal year 2020, and \$731,234 in General Revenue and \$748,275 in All Funds in fiscal year 2021 to implement the provisions of the legislation. In addition, the “Number of Full-Time Equivalents (FTE)” in the agency’s bill pattern is increased by 15.8 FTEs in each fiscal year.

Sec. 18.71. Contingency for Senate Bill 711. Contingent on enactment of Senate Bill 711, or similar legislation relating to allowing safety recall information to be included in a vehicle inspection report, by the Eighty-sixth Legislature, Regular Session, the Texas Commission on Environmental Quality (TCEQ) is appropriated \$800,000 in fiscal year 2020 from the Clean Air Account to modify emissions analyzer software to align the safety inspection sequence to the items of inspection as provided in the bill.

Sec. 18.72. Contingency for Senate Bill 733. Contingent on enactment of Senate Bill 733, or similar legislation relating to the authorization of a fee for participation in the Managed Lands Deer Program, by the Eight-sixth Legislature, Regular Session, the Parks and Wildlife Department is appropriated an amount not to exceed \$1,349,050 from General Revenue-Dedicated Game, Fish, and Water Safety Account No. 9 in each fiscal year of the 2020-21 biennium in Strategy A.1.2, Technical Guidance, from fees collected for participation in the Managed Lands Deer Program to implement the provisions of the legislation. Revenue generated from the collection of fees for participation in the Managed Lands Deer Program and appropriated by this rider may only be used for the Managed Lands Deer Program.

Sec. 18.73. Contingency for Senate Bill 747. Contingent on enactment of Senate Bill 747, or similar legislation relating to newborn screening and the newborn screening preservation account, by the Eighty-sixth Legislature, Regular Session, the Department of State Health Services (DSHS) is appropriated any revenues deposited to the credit of the General Revenue-Dedicated Newborn Screening Preservation Account, during the biennium beginning September 1, 2019 (estimated to be \$0).

Sec. 18.74. Contingency for SB 781. Contingent on enactment of Senate Bill 781, or similar legislation relating to the regulation of child-care facilities, or similar legislation by the Eighty-sixth Legislature, Regular Session, the Department of Family and Protective Services is appropriated \$650,000 in General Revenue in each fiscal year of the 2020-21 biennium in Strategy E.1.1, Central Administration, to implement the provisions of the bill.

Sec. 18.75. Contingency for Senate Bill 891. Contingent on the enactment of SB 891, or similar legislation relating to the operation and administration of and practice in and grants provided by courts in the judicial branch of state government; imposing a fee; creating a criminal offense, by the Eighty-sixth Legislature, Regular Session; the following adjustments are made in the bill patterns of the Judiciary Section, Comptroller’s Department and the Office of Court Administration to implement the provision of the legislation, and related benefits are appropriated elsewhere in this Act:

- (a) The following adjustments are made in the bill pattern of the Judiciary Section, Comptroller’s Department:
- (1) Increase General Revenue funding in Strategy A.1.1, District Judge Salaries, in an amount estimated to be \$700,000 in fiscal year 2020 and an amount estimated to be \$1,108,333 in fiscal year 2021;
 - (2) Increase General Revenue funding in Strategy B.1.2, Professional Prosecutors: Salaries, in an amount estimated to be \$160,500 in fiscal year 2020 and \$256,611 in fiscal year 2021;
 - (3) Increase General Revenue funding in Strategy C.1.2, Statutory County Judge 573 Supplement, in an amount estimated to be \$413,000 in fiscal year 2020 and an amount estimated to be \$616,000 in fiscal year 2021; and

CONTINGENCY AND OTHER PROVISIONS
(Continued)

- (4) The “Number of Full Time Equivalent (FTE)” positions appropriated is increased by 6.0 FTEs in fiscal year 2020 and 9.9 FTEs in fiscal year 2021.
- (b) The following adjustments are made in the bill pattern of the Office of Court Administration:
- (1) Increase General Revenue funding in Strategy A.1.1, Court Administration, in an amount estimated to be \$300,000 in fiscal year 2020 for the onetime development of a weighted caseload study;
 - (2) Decrease General Revenue funding in Strategy A.1.1, Court Administration, in an amount estimated to be \$88,858 each fiscal year associated with elimination of the Collection Improvement Program;
 - (3) Increase General Revenue funding in Strategy A.1.2, Information Technology, in an amount estimated to be \$66,640 in fiscal year 2020 for the onetime development of a public website for the inventorying of public citations and other legal notices;
 - (4) Increase General Revenue funding in Strategy C.1.1, Judicial Branch Certification Commission, by \$40,000 each fiscal year;
 - (5) Rider 9, Appropriations Limited to Revenue Collections, is struck and replaced with the following rider:

Appropriations Limited to Revenue Collections. Fees, fines and other miscellaneous revenues as authorized and generated by the operation of the Judicial Branch Certification Commission pursuant to Government Code, Chapter 33 shall cover, at a minimum, the cost of the appropriations made above in Strategy C.1.1, Judicial Branch Certification Commission, as well as the amount identified above in the informational item "Other Direct and Indirect Costs Appropriated Elsewhere in this Act". "Other direct and indirect costs" for the Judicial Branch Certification Commission are estimated to be \$207,778 in fiscal year 2020 and \$209,285 in fiscal year 2021.

In the event that actual and/or projected revenue collections are insufficient to offset the costs identified by this provision, the Legislative Budget Board may direct that the Comptroller of Public Accounts reduce the appropriation authority provided above to be within the amount of revenue expected to be available.

- (6) The “Number of Full Time Equivalent (FTE)” positions appropriated is decreased by 1.0 FTE each fiscal year.

Sec. 18.76. Contingency for SB 902. Contingent on enactment of SB 902, or similar legislation relating to the availability of elections records, by the 86th Legislature, Regular Session, the Secretary of State shall use General Revenue funds appropriated to that agency elsewhere in this Act to implement the provisions of the legislation.

Sec. 18.77. Contingency for Senate Bill 916. Contingent on enactment of Senate Bill 916, or similar legislation relating to supportive palliative care by the Eighty-sixth Legislature, Regular Session, the Health and Human Services Commission shall implement the provisions of the bill out of funds appropriated to the agency elsewhere in this Act.

Sec. 18.78. Contingency for Senate Bill 982. Contingent on enactment of Senate Bill 982, or similar legislation relating to awareness of and access to health care service programs available during a disaster or emergency, by the Eighty-sixth Legislature, Regular Session, the Texas Division of Emergency Management and the Department of State Health Services shall utilize funds appropriated in the applicable strategy at each respective agency, as necessary to implement the provisions of the legislation.

Sec. 18.79. Contingency for Senate Bill 2138.

- (a) Contingent on enactment of Senate Bill 2138, or similar legislation relating to the authority of the Health and Human Services Commission to retain certain money received by the commission to administer certain Medicaid programs, by the Eighty-Sixth Legislature, Regular Session, the Health and Human Services Commission is appropriated up to \$4,000,000 in Other Funds received from a source other than the General Revenue Fund to operate a waiver program established under Section 1115 of the federal Social Security Act or a directed payment program

CONTINGENCY AND OTHER PROVISIONS
(Continued)

or successor program in accordance with the provisions of the legislation, and up to \$4,000,000 in Federal Funds, in each fiscal year of the 2020-21 biennium to implement the provisions of the legislation. In addition, the "Number of Full-Time-Equivalents (FTE)" in the agency's bill pattern is increased by 10.0 FTEs in each fiscal year of the 2020-21 biennium.

- (b) HHSC shall not use funds appropriated by this rider to supplant any existing funds expended or available to be expended to offset administrative costs for programs HHSC administers for other entities pursuant to Health and Human Services Commission Rider 26, Supplemental Payment Program Reporting and Appropriation Authority for Intergovernmental Transfers, subsection (c).

Sec. 18.80. Contingency for SB 2119.

- (a) Contingent on the enactment of Senate Bill 2119, or similar legislation relating to the transfer of regulation of motor fuel metering and motor fuel quality from the Department of Agriculture to the Texas Department of Licensing and Regulation, by the Eighty-sixth Legislature, Regular Session, the Texas Department of Licensing and Regulation is appropriated \$6,055,109 in fiscal year 2020 and \$5,241,874 in fiscal year 2021 in General Revenue to implement the provisions of the legislation. In addition, the "Number of Full-Time-Equivalents (FTE)" indicated in the agency's bill pattern is increased by 68.0 FTEs each fiscal year.
- (b) Contingent on the enactment of Senate Bill 2119, or similar legislation relating to the transfer of regulation of motor fuel metering and motor fuel quality from the Department of Agriculture to the Texas Department of Licensing and Regulation, by the Eighty-sixth Legislature, Regular Session, the following adjustments are made in the bill pattern of the Department of Agriculture:
- (1) Appropriations are reduced each fiscal year in Strategy B.3.1, Inspect Weighing and Measuring Devices for Customer Protection, by \$3,049,676 in General Revenue and \$898,966 in Appropriated Receipts.
 - (2) The "Number of Full-Time-Equivalents (FTE)" indicated in the agency's bill pattern is reduced by 35.9 FTEs each fiscal year.
 - (3) In Rider 24, Appropriations Limited to Revenue Collections: Cost Recovery Programs, the cost recovery requirement for direct costs in Strategy B.3.1, Inspect Weighing and Measuring Devices for Customer Protection, in subsection (a)(7) are estimated to be reduced by \$1,909,931 in fiscal year 2020 and \$1,909,931 in fiscal year 2021 and the total for "other direct and indirect costs" is estimated to be reduced by \$729,049 in fiscal year 2020 and \$730,304 in fiscal year 2021.
 - (4) In Rider 24, Appropriations Limited to Revenue Collections: Cost Recovery Programs, the total amounts identified for strategies in the second paragraph of subsection (a) for direct costs and indirect administration each fiscal year are updated to conform with the changes made in subsection (a) of the rider as necessary.
 - (5) Rider 27, Fuel Quality Program Appropriated Receipts, has no effect.

Sec. 18.81. Contingency for Senate Bill 2309. Contingent on enactment of Senate Bill 2309, or similar legislation relating to the transfer of jurisdiction over and management of the Star of the Republic Museum from Blinn College District to the Texas Historical Commission, by the Eighty-sixth Legislature, Regular Session, the appropriations to Public Community/Junior Colleges is reduced by \$273,600 in fiscal year 2020 and by \$410,400 in fiscal year 2021 in General Revenue in Strategy F.2.1, Star of the Republic Museum, and the appropriations to the Texas Historical Commission are increased by \$273,600 in fiscal year 2020 and by \$410,400 in fiscal year 2021 in General Revenue to implement the provisions of the legislation. In addition, the "Number of Full-Time-Equivalents (FTE)" indicated in the bill pattern of the Historical Commission is increased by 2.7 FTEs in fiscal year 2020 and by 4.0 FTEs in fiscal year 2021.

Sec. 18.82. Contingency for SB 322. Contingent on enactment of Senate Bill 322, or similar legislation relating to the assessment of retirement systems' investment practices and performance, by the 86th Legislature, Regular Session, the Pension Review Board is appropriated \$75,000 and 1.0 FTE in each fiscal year of the 2020-21 biennium from General Revenue to implement the provisions of the legislation, and related benefits are appropriated elsewhere in this Act.

CONTINGENCY AND OTHER PROVISIONS
(Continued)

Sec. 18.83. Contingency for SB 340. Contingent on enactment of SB 340, or similar legislation relating to the creation of a grant program to assist law enforcement agencies with the purchase of opioid antagonists, by the 86th Legislature, Regular Session, the Trusteed Programs Within the Office of the Governor is appropriated \$500,000 for fiscal year 2020 from General Revenue to implement the provisions of the legislation.

Sec. 18.84. Contingency for Senate Bill 346. Contingent on enactment of House Bill 346, or similar legislation relating to the consolidation, allocation, classification, and repeal of certain criminal court costs and other court-related costs, fines, and fees; imposing certain court costs and fees and increasing and decreasing the amounts of certain other court costs and fees, by the Eighty-sixth Legislature, Regular Session, the following amendments are made in the bill patterns of the following agencies to implement the provisions of the legislation:

- (a) Increase General Revenue-Dedicated Specialty Court Account estimated appropriations in the bill pattern of the Trusteed Programs within the Office of the Governor by \$204,667 in fiscal year 2020 and \$226,000 in fiscal year 2021 to Strategy B.1.1, Criminal Justice and reduce General Revenue Fund appropriations by a like amount for each fiscal year.
- (b) Increase General Revenue-Dedicated DNA Testing Account estimated appropriations in the bill pattern of the Department of Public Safety by \$206,667 in fiscal year 2020 and \$299,000 in fiscal year 2021 to Strategy E.1.1, Crime Lab Services, and reduce General Revenue Fund appropriations by a like amount for each fiscal year.
- (c) Increase General Revenue-Dedicated Transportation Administrative Fee Account estimated appropriations in the bill pattern of the Department of Public Safety by \$6,427,333 in fiscal year 2020 and \$9,304,000 in fiscal year 2021 to Strategy F.1.2, Enforcement and Compliance, and reduce General Revenue Fund appropriations by a like amount for each fiscal year.
- (d) Increase Jury Service Fund estimated appropriations in the bill pattern of the Judiciary Section, Comptroller's Department by \$9,500,000 in fiscal year 2020 and \$13,751,000 in fiscal year 2021 to Strategy D.1.7, Juror Pay, and reduce General Revenue Fund appropriations by \$9,500,000 in fiscal year 2020 and \$10,881,700 in fiscal year 2021.

Sec. 18.85. Contingency for Senate Bill 362. Contingent on enactment of Senate Bill 362, or similar legislation relating to court-ordered mental health services, by the Eighty-sixth Legislature, Regular Session, the Health and Human Services Commission is appropriated \$850,000 in General Revenue in fiscal year 2020 and \$850,000 in General Revenue in fiscal year 2021 to implement the provisions of the legislation.

Sec. 18.86. Contingency for SB 384. Contingent on enactment of Senate Bill 384, or similar legislation relating to the reporting of health care-associated infections and preventable adverse events at health care facilities, or similar legislation by the Eighty-sixth Legislature, Regular Session, the Department of State Health Services (DSHS) shall implement the provisions of the bill out funds appropriated elsewhere to DSHS in this Act. DSHS' capital budget authority is increased accordingly.

Sec. 18.87. Contingency for SB 54. Contingent on enactment of SB 54 or similar legislation relating to a study of regarding appropriate methods and standards to evaluate the performance of certain students who spend at least 50 percent of the instructional day participating in a regional day school program for the deaf and whose parents live outside the school district by the 86th Legislature, Regular Session, in addition to amounts appropriated elsewhere in this Act, the Texas Education Agency in Strategy A.2.3, Students with Disabilities, is appropriated \$250,000 for fiscal year 2020 from the General Revenue Fund to implement the provisions of the legislation.

Sec. 18.88. Contingency for Senate Bill 560. Contingent on the enactment of Senate Bill 560, or similar legislation relating to a plan and report on court-ordered representation for certain suits affecting the parent-child relationship by the Eighty-sixth Legislature, Regular Session, the Office of Court Administration is appropriated \$300,000 from the General Revenue Fund in fiscal year 2020 with capital budget authority to develop a tracking system to accept all of the required financial data, fee schedules, rules, and forms submitted by local governments.

Sec. 18.89. Contingency for SB 568. Contingent on enactment of Senate Bill 568, or similar legislation relating to the regulation of child-care facilities and family homes and providing administrative penalties by the Eighty-sixth Legislature, Regular Session, the Health and Human

CONTINGENCY AND OTHER PROVISIONS
(Continued)

Services Commission is appropriated \$286,423 in General Revenue and \$613,195 in All Funds in fiscal year 2020; and \$565,854 in General Revenue and \$932,867 in All Funds in fiscal year 2021 to implement the provisions of the legislation. The "Number of Full-Time Equivalents (FTE)" in the agency's bill pattern is increased by 3.3 FTEs in each fiscal year of the 2020-21 biennium.

Sec. 18.90. Contingency for SB 569. Contingent on enactment of Senate Bill 569, or similar legislation relating to the regulation of listed family homes by the Eighty-sixth Legislature, Regular Session, the Health and Human Services Commission is appropriated \$682,787 in General Revenue and \$1,137,625 in All Funds in fiscal year 2020, and \$500,706 in General Revenue and \$780,632 in All Funds in fiscal year 2021 to implement the provisions of the legislation. The "Number of Full-Time Equivalents (FTE)" in the agency's bill pattern is increased by 8.5 FTEs in each fiscal year of the 2020-21 biennium.

Sec. 18.91. Contingency for Senate Bill 6. Contingent on enactment of Senate Bill 6, or similar legislation that creates a Disaster Recovery Loan Program by the Eighty-sixth Legislature, Regular Session, \$10,000,000 in General Revenue is appropriated to the Department of Public Safety in fiscal year 2020 for transfer to the newly created Disaster Recovery Loan Program Account, for a program administered by the Division of Emergency Management to provide short-term loans for disaster recovery projects to eligible political subdivisions, subject to certain provisions in the bill. Any funds remaining on August 31, 2020 are appropriated to DPS for the same purpose for the fiscal year beginning September 1, 2020.

Sec. 18.92. Contingency for Senate Bill 616. Contingent on enactment of Senate Bill 616, or similar legislation relating to the transfer of the motorcycle and off-highway vehicle operator training programs to the Texas Department of Licensing and Regulation by the Eighty-sixth Legislature, Regular Session, the Texas Department of Licensing and Regulation is appropriated \$2,070,299 in fiscal year 2021 in General Revenue. In addition, the "Number of Full-Time Equivalents (FTE)" indicated in the agency's bill pattern is hereby increased by 9.0 in fiscal year 2021. The appropriations and FTEs for the Texas Department of Public Safety are reduced by the same amounts.

Sec. 18.93. Contingency for SB 621.

- (a) Contingent on the enactment of Senate Bill 621, or similar legislation relating to the transfer of regulation of plumbing to the Texas Department of Licensing and Regulation, by the Eighty-sixth Legislature, Regular Session, \$2,882,140 in General Revenue and \$49,700 in Appropriated Receipts in fiscal year 2020 and \$2,864,656 in General Revenue and \$49,700 in Appropriated Receipts in fiscal year 2021 are reduced from the Texas State Board of Plumbing Examiners.
- (b) Contingent on the enactment of Senate Bill 621, or similar legislation relating to the transfer of regulation of plumbing to the Texas Department of Licensing and Regulation, by the Eighty-sixth Legislature, Regular Session, the Texas Department of Licensing and Regulation is appropriated \$2,882,140 in General Revenue and \$49,700 in Appropriated Receipts in fiscal year 2020 and \$2,864,656 in General Revenue and \$49,700 in Appropriated Receipts in fiscal year 2021 to implement the provisions of the legislation. In addition, all real property, vehicles, full-time-equivalent positions, authority given, and riders that are appropriated to the Board of Plumbing Examiners by this Act for the 2020-21 fiscal biennium shall be transferred to the Department of Licensing and Regulation.
- (c) Contingent on the enactment of Senate Bill 621, or similar legislation relating to the transfer of regulation of plumbing to the Texas Department of Licensing and Regulation, by the Eighty-fifth Legislature, Regular Session, the allocation of funds to be transferred to the Health Professions Council by the participating agencies for each year of the 2020-21 biennium as required by Section 3, Special Provisions Relating to All Regulatory Agencies, in Article VIII of this Act, shall be adjusted to reduce funds transferred by the State Board of Plumbing Examiners to the Health Professions Council and reallocate the amount of any decrease in funds transferred to the Health Professions Council by the State Board of Plumbing Examiners for the 2020-21 biennium to the other participating agencies.
- (d) Sections (a), (b), and (c) of this contingency rider take effect only if Senate Bill 621, or similar legislation relating to the transfer of regulation of plumbing to the Texas Department of Licensing and Regulation, abolishes the Texas State Board of Plumbing Examiners as of September 1, 2019. In addition, if the Texas State Board of Plumbing Examiners is abolished at any point during the 2020-21 biennium, then the agency's appropriations will be proportionately reduced accordingly and transferred to the Texas Department of Licensing and Regulation.

CONTINGENCY AND OTHER PROVISIONS
(Continued)

Sec. 18.94. Sale of G. J. Sutton Building Complex in San Antonio. Contingent on the sale of the G. J. Sutton Building Complex in San Antonio (the "Sutton Building") in Bexar County pursuant to either general or specific law, all proceeds from that sale are appropriated to the Texas Facilities Commission for the sole purpose of funding the Capitol Complex and North Austin Complex construction projects (collectively, the "Project"). For the purpose of this provision, the term Project means appropriation items e(1), e(2), e(3), and e(4) identified in Rider 3, Capital Budget, of the bill pattern of the Texas Facilities Commission, page I-41, of House Bill 1, 84th Legislature, Regular Session, 2015, and any other similar construction project approved by this Act. The funds appropriated by this provision shall offset a like amount of the revenue bond proceeds appropriated for the Project, by this Act, to the Texas Facilities Commission.

The funds appropriated by this provision, if and when available for expenditure, shall be expended on the Project prior to the expenditure of any other funds lawfully available. Further, the funds appropriated by this provision shall be fully expended within two years of the close of the sale of the Sutton Building.

The Texas Facilities Commission shall determine the allocation of appropriated funds among and between the various components of the Project.

Nothing in this provision shall be construed to amend, or otherwise adjust, the aggregate amount originally authorized for the Project by House Bill 1, 84th Legislature, Regular Session, 2015.

Sec. 18.95. Judicial Training Program. In addition to amounts appropriated elsewhere in this Act, \$250,000 each fiscal year from the General Revenue Fund is appropriated to the Supreme Court of Texas in Strategy A.1.1, Appellate Court Operations, and \$250,000 each fiscal year from the General Revenue Fund is appropriated to the Court of Criminal Appeals in Strategy B.1.1, Judicial Education, for the development of a training program to educate and inform judges and their staffs on mental health care resources available in the State of Texas.

Sec. 18.96. University of Houston Facilities.

- (a) In addition to other amounts appropriated elsewhere in this Act, the University of Houston is appropriated \$45 million from the General Revenue Fund to be used during the 2020-2021 fiscal biennium for construction at the law center building and the Hobby School of Public Affairs building.
- (b) Contingent on HB2000 or similar legislation relating to authorizing the issuance of revenue bonds to fund capital projects at certain public institutions of higher education by the 86th Legislature, Regular Session, 2019, providing tuition revenue bonds in an amount of \$15 million or more for use by the law school, then the amount appropriated in subsection (a) is reduced to \$30 million.
- (c) This appropriation is contingent on approval by a two-thirds majority in each chamber of the legislature. In accordance with Article 7, Section 17(j), Texas Constitution, the legislature finds that there is a demonstrated need for facilities at the University of Houston and that such appropriation may be used for such facilities.

Sec. 18.97. Contingency House Bill 1422. Contingent on enactment of House Bill 1422, or similar legislation which transfers the Fanthrop Inn State Historic Site (SHS), Lipantitlan SHS, Monument Hill and Kreishe Brewery SHS, Port Isabel Lighthouse SHS, San Jacinto Battleground SHS, and Washington-on-the-Brazos SHS from the Texas Parks and Wildlife Department (TPWD) to the Historical Commission (THC), and which amends the maximum Sporting Goods Sales Tax allocations to the TPWD and THC to 93 percent and 7 percent, respectively, by the Eighty-sixth Legislature, Regular Session:

- (a) appropriations made elsewhere in this Act to the Texas Parks and Wildlife Department in Strategy B.1.1, State Parks Operations, are reduced by \$1,702,000 in fiscal year 2020 and by \$1,719,000 in fiscal year 2021 in Sporting Goods Sales Tax - Transfer to State Parks Account No. 64 and by \$275,000 in each fiscal year in General Revenue-Dedicated State Parks Account No. 64, and the Number of Full-Time-Equivalents (FTE) is decreased by 42.3 in each fiscal year;
- (b) appropriations made elsewhere in this Act to the Historical Commission in Strategy A.1.4, Historic Sites, are increased by \$1,702,000 in fiscal year 2020 and by \$1,719,000 in fiscal year 2021 in General Revenue - Sporting Goods Sales Tax and by an estimated \$275,000 in each fiscal year in General Revenue - Fees from Historic Sites, and the Number of Full-Time-Equivalents (FTE) is increased by 42.3 in each fiscal year; and

CONTINGENCY AND OTHER PROVISIONS
(Continued)

- (c) provisions elsewhere in this Act appropriating to the TPWD and the THC the maximum Sporting Goods Sales Tax allocation are amended accordingly to reflect the amended maximum allocation of Sporting Goods Sales Tax of 93 percent to the TPWD and 7 percent to the THC.

Sec. 18.98. Eagle Pass Law Enforcement Center. In addition to amounts appropriated elsewhere in this Act to the Department of Public Safety (DPS), DPS is appropriated \$5,000,000 in General Revenue in fiscal year 2020 to purchase or lease, furnish, and equip a new DPS law enforcement center in the City of Eagle Pass, Texas. Any unexpended balances in General Revenue Funds described above and remaining as of August 31, 2020, are appropriated for the same purposes for the fiscal year beginning September 1, 2020.

Sec. 18.99. Kingsville Citrus Center. In addition to amounts appropriated elsewhere in this Act, \$200,000 out of the General Revenue Fund each fiscal year of the 2020-21 biennium is appropriated to Texas A&M University - Kingsville to support the Citrus Center. Full time equivalents in the institution's bill pattern shall be revised to reflect this appropriation.

Sec. 18.100. Local Park Grant to the Judge Charles Rose, Sr. Park. In addition to the amounts appropriated elsewhere in this Act, \$1,000,000 in General Revenue is appropriated to the Parks and Wildlife Department to Strategy B.2.1, Local Park Grants, in fiscal year 2020 to provide grants to the city of Dallas for development of park facilities at the Judge Charles Rose, Sr. Park under provisions of Parks and Wildlife Code, Chapter 24.

Any unobligated and unexpended balances remaining as of August 31, 2020 are appropriated for the same purpose for the fiscal year beginning September 1, 2020.

Sec. 18.101. Texas A&M University - San Antonio Institutional Enhancement. In addition to amounts appropriated elsewhere in this Act, \$1,500,000 out of the General Revenue Fund each fiscal year of the 2020-21 biennium is appropriated to Texas A&M University - San Antonio to support institutional enhancement. Full-time equivalents in the institution's bill pattern shall be revised to reflect this appropriation.

Sec. 18.102. Improvements to the McKinney National Airport. In addition to appropriations made elsewhere in this Act, the Department of Transportation is appropriated \$15,000,000 from the General Revenue Fund for the fiscal biennium beginning September 1, 2019, to be used for airport expansion projects at the McKinney National Airport.

Sec. 18.103. Debt Service - Physician Assistant Facility. In addition to amounts appropriated elsewhere in this Act, \$10,000,000 out of the General Revenue Fund each fiscal year of the 2020-21 biennium is appropriated to Texas Tech University Health Sciences Center to support the Physician Assistant Building. The institution's bill pattern in Article 3 shall be revised to include a new Strategy for this initiative.

Additionally, an appropriately numbered rider shall be added to the institution's bill pattern to specify that the funds appropriated to Debt Service - Physician Assistant Facility, are for debt service, and/or operations in the event that this Act does not pass by a two-thirds majority in each house, associated with the physician assistant facility of the Texas Tech University Health Sciences Center. The legislature finds in accordance with Article 7, Section 18(i) of the Texas Constitution, that there is a demonstrated need for physician assistant facilities at the Texas Tech University Health Sciences Center and that such appropriation may be used for debt service of such facilities.

Sec. 18.104. Human Trafficking Signage. In addition to appropriations made elsewhere in this Act, the Texas Department of Transportation is appropriated \$200,000 from the General Revenue Fund in fiscal year 2020 for the purpose of installing signage, or providing grants to install signage, at public transportation hubs, including buses, bus stops, trains, train stations, rest areas, and airports, regarding services and assistance available to victims of human trafficking. In expending these funds, the Department shall consult with the Office of the Attorney General regarding the design and content of the signage. Any unexpended balances of these funds remaining as of August 31, 2020, are appropriated for the same purposes for the fiscal year beginning September 1, 2021.

Sec. 18.105. Texas State Guard. In addition to the amounts appropriated elsewhere in this Act to the Texas Military Department, the Department is appropriated \$978,713 and 6.0 FTEs in fiscal year 2020 and \$1,021,287 and 7.5 FTEs in fiscal year 2021 in General Revenue Funds in Strategy A.1.2, State Training Missions, to recruit, train, and equip additional State Guard members associated with the Texas State Guard expansion.

CONTINGENCY AND OTHER PROVISIONS
(Continued)

Sec. 18.106. Center for Entrepreneurship and Economic Innovation. In addition to amounts appropriated elsewhere in this Act, \$1,750,000 out of the General Revenue Fund each fiscal year of the 2020-21 biennium is appropriated to The University of Texas at Arlington to support the Center for Entrepreneurship and Economic Innovation. The institution's bill pattern in Article 3 shall be revised to include a new Strategy for this initiative. Full time equivalents in the institution's bill pattern shall be revised to reflect this appropriation.

Sec. 18.107. Middle School Brain Years. In addition to amounts appropriated elsewhere in this Act, \$500,000 out of the General Revenue Fund each fiscal year of the 2020-21 biennium is appropriated to The University of Texas at Dallas to support the Middle School Brain Years program. The institution's bill pattern in Article 3 shall be revised to include a new Strategy for this initiative. Full time equivalents in the institution's bill pattern shall be revised to reflect this appropriation.

Sec. 18.108. Foster Care Pilot Program. In addition to amounts appropriated elsewhere in this Act, \$1,750,000 out of the General Revenue Fund each fiscal year of the 2020-21 biennium is appropriated to The University of Texas at San Antonio to establish integrated foster care support programs on college campuses in Bexar County. The institution's bill pattern in Article 3 shall be revised to include a new Strategy for this initiative. Full time equivalents in the institution's bill pattern shall be revised to reflect this appropriation.

Sec. 18.109. Advancing Food Animal Production in the Panhandle. In addition to amounts appropriated elsewhere in this Act, \$2,000,000 out of General Revenue Funds each fiscal year of the 2020-21 biennium is appropriated to West Texas A&M University to establish the Advancing Food Animal Production in the Panhandle program. The institution's bill pattern in Article 3 shall be revised to include a new Strategy for this initiative. Full time equivalents in the institution's bill pattern shall be revised to reflect this appropriation.

Sec. 18.110. Performance Based Research Operations Formula. In addition to amounts appropriated elsewhere in this Act, \$3,500,000 out of the General Revenue fund each fiscal year of the 2020-21 biennium is appropriated to The University of Texas Health Science Center at San Antonio to support its mission specific performance based research operations formula. Full time equivalents in the institution's bill pattern shall be revised to reflect this appropriation. Article III Special Provisions shall be revised to reflect this funding.

Sec. 18.111. Athletic Programs for Students with Disabilities. In addition to funds provided elsewhere in this Act, \$2.0 million in General Revenue funds is appropriated in each year of the biennium in Texas Education Agency Strategy A.2.3, Students with Disabilities, to provide grants to organizations that provide statewide, Unified Sports, comprehensive early child development to adult transition programs with data-based health, social, leadership, transition and athletic programs for students with intellectual disabilities.

Sec. 18.112. Additional Funding for School Safety - Informational Listing. Included elsewhere is \$139.9 million for school safety in addition to funding provided in the 2018-19 biennium and continued in this bill for the general purpose of addressing the need for school safety during the 2020-21 biennium. The following is an informational list of the additional amounts for school safety to the Health and Human Services Commission for Children's Community Mental Health, Texas State University for the School Safety Center and the Advanced Law Enforcement Rapid Response Training ("ALERRT"), the Texas Tech University Health Sciences Center for The Telemedicine Wellness Intervention Triage and Referral ("TWITR") Project, and the Texas Education Agency for Customized School Safety Programming, School Safety Infrastructure Enhancements (SB 500), and Funding for Certain School Districts That Experienced a Mass Shooting (SB 500). Certain school safety costs that could not be disaggregated from other health- or school-related costs may not be included below.

	Fiscal Years 2020-21 (Millions rounded)
Health and Human Services Commission: Children's Community Mental Health	\$8.9
Texas State University: ALERRT	\$4.0
Texas State University: School Safety Center	\$9.1
Texas Tech University Health Sciences Center: TWITR Project	\$5.0
Texas Education Agency: Funding for Customized School Safety Programming	\$2.0
Texas Education Agency: School Safety Infrastructure Enhancements (SB 500)	\$100.0

CONTINGENCY AND OTHER PROVISIONS
(Continued)

Texas Education Agency: Funding for Certain School Districts That Experienced a Mass Shooting (SB 500)	\$10.9
GRAND TOTAL, ALL AGENCIES	\$139.9

In addition to these amounts, the amounts below are contingent on legislation:

	Fiscal Years 2020-21 (Millions rounded)
Health and Human Services Commission: Grants for Mental Health Professionals At Local Mental Health Authorities (House Bill 19)	\$4.6
Texas Education Agency: School Safety Allotment (\$9.72 per ADA, estimated) (Senate Bill 11)	\$100.0
Child Mental Health Consortium (Senate Bill 11)	\$99.0
GRAND TOTAL, ALL AGENCIES	\$203.6

Sec. 18.113. Contingency for Senate Bill 12 or House Bill 9. Contingent on enactment of SB 12, HB 9, or similar legislation relating to the contributions to and benefits under the Teacher Retirement System of Texas (TRS), by the Eighty-sixth Legislature, Regular Session, notwithstanding TRS Rider 4, State Contribution to Teacher Retirement Program, of this Act, the state contribution rate to TRS retirement is increased to 7.5 percent for fiscal year 2020 and 7.5 percent for fiscal year 2021, pursuant to the legislation.

Sec. 18.114. Contingency for House Bill 3: Texas Education Agency Administrative, and Bill Pattern Revisions. In addition to appropriations made elsewhere in this Act, and contingent on enactment of House Bill 3, relating to school finance, school district property tax reform, and salary increases for school personnel, by the 86th Legislature, Regular Session, the following adjustments shall be made in the bill pattern for the Texas Education Agency:

- (a) Increase the Number of Full-Time Equivalents (FTE) by 57.0 in fiscal year 2020 and 59.0 in fiscal year 2021.
- (b) Increase administrative funding by \$19,335,618 in General Revenue in fiscal year 2020 and by \$12,647,802 in fiscal year 2021.
- (c) Make the following changes to Strategy appropriations:
 - (i) In Strategy A.2.3, Students with Disabilities, reduce General Revenue funds by \$10,000,000 in fiscal year 2020 and \$10,000,000 in fiscal year 2021.
 - (ii) In Strategy B.2.2, Health and Safety, out of the General Revenue Fund, add \$438,000 in fiscal year 2020 and \$438,000 in fiscal year 2021.
 - (iii) In Strategy B.2.4., Windham School District, out of the General Revenue Fund, add \$2,086,556 in fiscal year 2020 and \$2,086,556 in fiscal year 2021.
 - (iv) In Strategy B.3.1., Improving Educator Quality and Leadership, out of the General Revenue Fund, add \$6,000,000 in fiscal year 2020 and \$6,000,000 in fiscal year 2021.
 - (v) In Strategy A.2.1, Statewide Educational Programs, out of the General Revenue Fund, add \$5,000,000 in each fiscal year for the Summer CTE Grant Program.
- (d) In the Method of Financing tables, adjust figures to reflect the above changes, and decrease Recapture Payments - Attendance Credits, estimated, by \$1,594,933,706 in fiscal year 2020 and \$1,922,961,754 in fiscal year 2021.
- (e) Amend Rider 3, Foundation School Program Funding, to adjust the Guaranteed Yield pursuant to Section 48.202(a-1)(1) to be \$98.56 in fiscal year 2020 and \$98.56 in fiscal year 2021, and the Guaranteed Yield pursuant to Section 48.202(a-1)(2) to be \$49.28 in fiscal year 2020 and \$49.28 in fiscal year 2021.

CONTINGENCY AND OTHER PROVISIONS
(Continued)

- (f) Amend Rider 3, Foundation School Program Funding, to adjust the amounts specified for the New Instructional Facilities Allotment to be \$100,000,000 in fiscal year 2020 and \$100,000,000 in fiscal year 2021 under §48.152 of the Education Code.
- (g) Amend Rider 3, Foundation School Program Funding, to eliminate amounts specified for adjustments due to rapid property value decline pursuant to §42.2521 of the Texas Education Code.
- (h) Amend Rider 6, Windham Schools, to increase the amount allocated to the Windham Schools by \$2,086,556 in fiscal year 2020 and by \$2,086,556 in fiscal year 2021 and add the following text: “Included in amounts allocated to the Windham Schools is \$2,506,611 in each fiscal year of the 2020-2021 biennium to provide a salary increase of \$3,000 for each academic staff member, librarian, academic counselor, and school nurse, and a four percent salary increase for all other field staff.”
- (i) Amend Rider 11, Reimbursement of Advisory Committee Members, to include the Special Education Allotment Advisory Committee, the Compensatory Education Allotment Advisory Committee, and the Financial Aid Application Requirement Advisory Committee.
- (j) Amend Rider 28, FSP Funding for the Texas Juvenile Justice Department, to specify that estimated amounts allocated to the Texas Juvenile Justice Department are \$4,789,703 in each fiscal year of the biennium.
- (k) Strike Rider 70, FSP Formula Funding for the High-Quality Prekindergarten Program.
- (l) Strike Rider 77, Grants for Students with Dyslexia.
- (m) Strike existing Rider 5, Transportation Cost Allotment, and add the following new rider:

_____. **Transportation Allotment.** Pursuant to the Education Code Section 8.151, for purposes of distributing the Transportation Allotment, the rate per mile per regular eligible student is set at \$1.00 in each fiscal year of the biennium; the maximum mileage rate for special education transportation shall be \$1.08 per mile; and the private transportation rate shall be \$0.25 per mile or a maximum of \$816 per pupil for both special education and isolated areas as defined by Education Code Subsections 48.151(e) and (g),

- (n) Add the following new riders to the Texas Education Agency bill pattern:

_____. **Annual Implementation Report.** By December 1st of each year of the biennium, the Texas Education Agency shall provide a report to the Legislative Budget Board, the Governor’s Office, and the standing legislative education committees providing information on unintended consequences resulting from the House Bill 3. The reports shall include information on unexpected impacts to the agency or school districts or charter schools; redundancies or inefficiencies; and any recommendations for resolving reported issues.

_____. **Additional Transfer Authority to Implement House Bill 3.** Notwithstanding the general provisions of this Act or Rider 25, Limitation on the Transfer and Use of Funds, of the Texas Education Agency’s bill pattern, the Commissioner of Education is authorized to transfer funds from fiscal year 2021 to fiscal year 2020, or between strategies as necessary to implement the provisions of House Bill 3, only upon the approval of the Legislative Budget Board and the Governor’s Office. The request shall be considered to be approved unless the Legislative Budget Board or the Governor issues a written disapproval within 30 business days after the date on which the staff of the Legislative Budget Board makes its recommendation on the transfer to the Chair of the House Appropriations Committee, Chair of the Senate Finance Committee, Speaker of the House, and Lieutenant Governor. Any requests for additional information shall suspend the counting of the 30 business days.

_____. **Unexpended Balance Authority Within the Biennium for House Bill 3 Contracting Implementation.** Any unexpended balances of administrative funds appropriated by this rider that will be used to procure a contract necessary as a result of House Bill 3 are appropriated to fiscal year 2021 for the same purpose served by that contract. Information on such transfers shall be included in reports required by the Rider titled Annual Implementation Report, included above.

CONTINGENCY AND OTHER PROVISIONS
(Continued)

_____. **Foundation School Program Transfer Authority for Individuals with Disabilities Education Act State Maintenance of Financial Support.** Notwithstanding any other provisions of this Act, if the Commissioner of Education is notified of a final determination by the United States Department of Education that, for a prior fiscal year, the state did not meet maintenance of financial support (MFS) amounts for Part B of the Individuals with Disabilities Education Act (IDEA), or if the Commissioner of Education determines that the state will not meet state MFS amounts for Part B of the IDEA in the current fiscal year, the Commissioner of Education may transfer the amount estimated to be required to prevent an adverse federal action from the Foundation School Program appropriated in Strategy A.1.1, Foundation School Program - Equalized Operations from the Foundation School Fund No. 193 to Strategy A.2.3, Students with Disabilities to implement the Special Education Grant Program pursuant to the Texas Education Code §29.018.

At least 30 days prior to the execution of such a transfer, the Commissioner of Education shall provide written notice to the Legislative Budget Board and the Governor of the intent to make such a transfer.

_____. **Blended Learning Grant Program.** Out of General Revenue Funds appropriated above in Strategy B.3.1, Improving Educator Quality and Leadership, \$6,000,000 in each fiscal year of the biennium is appropriated for the purpose of providing grants to school districts and open-enrollment charter schools to assist in developing and implementing effective blended learning models.

_____. **Salary Increase for School Personnel.** Included in amounts appropriated above in Strategy A.1.1. FSP-Equalized Operations, are funds sufficient to provide salary increases to school personnel at public school districts and charter schools, as specified in House Bill 3. In addition, out of General Revenue Funds appropriated above in Strategy B.2.2, Health and Safety, the Commissioner shall transfer \$438,000 in each fiscal year of the biennium to the Texas Juvenile Justice Department to provide a salary increase of \$3,000 for each academic teacher, librarian, academic counselor, and school nurse.

Sec. 18.115. Contingency for House Bill 3 - Foundation School Program Appropriations and Funding Sources.

- (a) Contingent on enactment of House Bill 3, relating to school finance, school district property tax reform, and salary increases for school personnel, and contingent on enactment of legislation or events cited in subsections (b)(1)-(b)(3) below by the 86th Legislature, Regular Session, and in addition to amounts appropriated elsewhere in this Act:
- (1) the Texas Education Agency, in Strategy A.1.1, FSP - Equalized Operations, is appropriated \$2,750,000,000 in fiscal year 2020 and \$3,150,000,000 in fiscal year 2021 out of the Foundation School Fund No. 193, and \$300,000,000 in each fiscal year out of the Available School Fund, for the purpose of increasing school funding, including providing salary increases to classroom teachers and other educators;
 - (2) the Texas Education Agency, in Strategy A.1.1, FSP - Equalized Operations, is appropriated \$2,340,000,000 in fiscal year 2020 and \$2,640,000,000 in fiscal year 2021 out of the Foundation School Fund No. 193, for the purpose of providing district maintenance and operations tax rate compression; and
 - (3) in Rider 3 of the Texas Education Agency's bill pattern in Article 3 of this Act, the Foundation School Program's sum-certain appropriation shall be increased by \$3,795,066,294 in fiscal year 2020 and \$4,167,038,246 in fiscal year 2021, the Basic Allotment shall be increased to \$6,160, and the Foundation School Program's state compression percentage shall be set at 93.00 percent in fiscal year 2020 and 93.00 percent in fiscal year 2021.
- (b) The appropriations and the Foundation School Program sum-certain appropriation adjustment in subsection (a) are contingent on the occurrence of the events specified in subsections (b)(1) - (b)(3) below. If any required actions provided for in sections (b)(1) - (b)(3) below do not occur, then the appropriation provided by this rider and Foundation School Program's sum-certain appropriation adjustment shall all be adjusted accordingly. The failure of one section of this rider does not affect any other section of this rider.

CONTINGENCY AND OTHER PROVISIONS
(Continued)

- (1) Included in amounts appropriated by this provision is \$300,000,000 in each fiscal year of the 2020-2021 biennium from the Available School Fund (General Revenue) appropriated to the Texas Education Agency in Strategy A.1.1, FSP - Equalized Operations, contingent on all of the following:
 - a. passage and enactment of HJR 151 by the Eighty-sixth Legislature, Regular Session, 2019, or similar legislation relating to a constitutional amendment allowing increased distributions to the Available School Fund;
 - b. voter approval of the associated constitutional amendment; and
 - c. the distribution of funds from the State Board of Education or the General Land Office to the Available School Fund pursuant to the legislation, in addition to distributions adopted by resolution before January 1, 2019.
 - (2) Included in amounts appropriated by this provision and contingent on enactment of HB 1525, or similar legislation relating to the administration and collection of sales and use taxes applicable to sales involving marketplace providers by the 86th Legislature, Regular Session, is \$242,500,000 for fiscal year 2020 and \$307,500,000 for fiscal year 2021 from the Foundation School Fund No. 193 (General Revenue) appropriated to the Texas Education Agency in Strategy A.1.1, FSP - Equalized Operations.
 - (3) Included in amounts appropriated by this provision and contingent on the Comptroller of Public Accounts revising the 2020-21 Biennial Revenue Estimate, is \$518,010,494 for fiscal year 2020 from the Foundation School Fund No. 193.
- (c) Contingent on enactment of House Bill 3, establishing a fund in the state treasury dedicated for the purpose of reducing school district maintenance and operations (M&O) tax rates, and to pay the cost of tier one allotments, by the Eighty-sixth Legislature, Regular Session, appropriations referenced in subsection (b)(2) shall be deposited into the newly established fund for the purpose of reducing district M&O tax rates pursuant to the provisions of the legislation; and appropriations referenced in subsection (b)(1) are allocated for the purpose of paying the cost of tier one allotments, pursuant to the provisions of the legislation. Appropriations referenced in subsection (b)(2) shall be considered appropriations out of the newly established fund.

Sec. 18.116. Contingency for HB 3906. Contingent on enactment of HB 3906, or similar legislation relating to the assessment of public school student development, comprehension, and performance, including the administration of assessment instruments for that purpose by the 86th Legislature, Regular Session, out of amounts appropriated elsewhere in this Act, and notwithstanding the limitations in Rider 25 of the Texas Education Agency's bill pattern, the Texas Education Agency shall expend amounts as necessary to implement the provisions of the legislation.

Sec. 18.117. Contingency for Senate Bill 11 - School Safety Allotment. Contingent on enactment of SB 11, or similar legislation relating to school safety and mental health promotion in public schools by the Eighty-sixth Legislature, Regular Session, and pursuant to Education Code Sec. 42.168, the School Safety Allotment is set at \$9.72 per student in average daily attendance. In addition to amounts appropriated elsewhere in this Act, the Texas Education Agency is appropriated the following estimated amounts in Strategy A.1.1, Equalized Operations, from Foundation School Fund No. 193 (General Revenue) for the School Safety Allotment: \$49,672,915 in fiscal year 2020 and \$50,327,085 in fiscal year 2021. The Foundation School Program sum certain appropriation in Rider 3, Foundation School Program Funding, shall be adjusted accordingly.

Contingent on the enactment of SB 11, or similar legislation, General Revenue Funds appropriated elsewhere in this Act to the Health and Human Services Commission in Strategy A.1.6, Medicaid Prescription Drugs, are reduced by \$49,672,915 in fiscal year 2020 and \$50,327,085 in fiscal year 2021.

**RECAPITULATION - ARTICLE IX
GENERAL PROVISIONS
(General Revenue)**

	For the Years Ending	
	August 31, 2020	August 31, 2021
Contingency for HB 3: TEA Administration & Other Costs	\$ 22,860,174	\$ 16,172,358
Contingency for HB 3: School Finance & Property Tax Reform	5,390,000,000	6,090,000,000
All Contingency Appropriation	72,813,642	29,724,658
Other Appropriations	68,378,713	47,221,287
 TOTAL, ARTICLE IX - GENERAL PROVISIONS	 \$ 5,554,052,529	 \$ 6,183,118,303

**RECAPITULATION - ARTICLE IX
GENERAL PROVISIONS
(General Revenue-Dedicated)**

	For the Years Ending	
	August 31, 2020	August 31, 2021
All Contingency Appropriation	<u>\$ 3,403,339</u>	<u>\$ 10,093,295</u>
TOTAL, ARTICLE IX - GENERAL PROVISIONS	<u>\$ 3,403,339</u>	<u>\$ 10,093,295</u>

**RECAPITULATION - ARTICLE IX
GENERAL PROVISIONS
(Federal Funds)**

	For the Years Ending	
	August 31, 2020	August 31, 2021
	<u> </u>	<u> </u>
All Contingency Appropriation	\$ (1,515,170)	\$ (1,420,890)
TOTAL, ARTICLE IX - GENERAL PROVISIONS	<u>\$ (1,515,170)</u>	<u>\$ (1,420,890)</u>

**RECAPITULATION - ARTICLE IX
GENERAL PROVISIONS
(Other Funds)**

	For the Years Ending	
	August 31, 2020	August 31, 2021
	<u> </u>	<u> </u>
All Contingency Appropriation	\$ 17,521,359	\$ 39,127,834
Less Interagency Contracts	<u>\$ 0</u>	<u>\$ 0</u>
TOTAL, ARTICLE IX - GENERAL PROVISIONS	<u>\$ 17,521,359</u>	<u>\$ 39,127,834</u>

**RECAPITULATION - ARTICLE IX
GENERAL PROVISIONS
(All Funds)**

	For the Years Ending	
	August 31, 2020	August 31, 2021
Contingency for HB 3: TEA Administration & Other Costs	\$ 22,860,174	\$ 16,172,358
Contingency for HB 3: School Finance & Property Tax Reform	5,390,000,000	6,090,000,000
All Contingency Appropriation	92,223,170	77,524,897
Other Appropriations	68,378,713	47,221,287
Less Interagency Contracts	\$ _____ 0	\$ _____ 0
TOTAL, ARTICLE IX - GENERAL PROVISIONS	<u>\$ 5,573,462,057</u>	<u>\$ 6,230,918,542</u>
Number of Full-Time-Equivalents (FTE)	222.3	238.0

ARTICLE/Agency/Rider

ARTICLE 01

Office of the Attorney General

Sec. 18.33

Sec. 18.37

Comptroller of Public Accounts

Sec. 18.08

Sec. 18.41

Sec. 18.51

Employees Retirement System

Sec. 18.25

Sec. 18.57

Facilities Commission

Sec. 18.31

Sec. 18.32

Sec. 18.52

Sec. 18.94

Trusted Programs Within the Office of the Governor

Sec. 18.15

Sec. 18.83

Sec. 18.84

Historical Commission

Sec. 18.81

Sec. 18.97

Department of Information Resources

Sec. 18.40

Pension Review Board

Sec. 18.82

Secretary of State

Sec. 18.76

ARTICLE 02

Department of Family and Protective Services

Sec. 18.27

Sec. 18.44

Sec. 18.74

Department of State Health Services

Sec. 18.04

Sec. 18.07

Sec. 18.19

Sec. 18.73

Sec. 18.78

Sec. 18.86

Health and Human Services Commission

Sec. 18.01

Sec. 18.02

Sec. 18.04

Sec. 18.05

Sec. 18.09

Sec. 18.11

Sec. 18.14

Sec. 18.16

Sec. 18.27

Sec. 18.39

Sec. 18.44

Sec. 18.49

Sec. 18.53

Sec. 18.54

Sec. 18.55

Sec. 18.56

Sec. 18.61

Sec. 18.62

ARTICLE/Agency/Rider

ARTICLE 02

Health and Human Services Commission

- Sec. 18.63
- Sec. 18.63
- Sec. 18.65
- Sec. 18.67
- Sec. 18.68
- Sec. 18.70
- Sec. 18.77
- Sec. 18.79
- Sec. 18.85
- Sec. 18.89
- Sec. 18.90
- Sec. 18.117

ARTICLE 03

Texas Education Agency

- Sec. 18.03
- Sec. 18.42
- Sec. 18.47
- Sec. 18.66
- Sec. 18.87
- Sec. 18.114
- Sec. 18.116
- Sec. 18.117

Teacher Retirement System

- Sec. 18.57

Higher Education Coordinating Board

- Sec. 18.23
- Sec. 18.51
- Sec. 18.60

The University of Texas at Arlington

- Sec. 18.106

The University of Texas at Dallas

- Sec. 18.107

The University of Texas at San Antonio

- Sec. 18.108

Texas A&M University System Administrative and General Offices

- Sec. 18.24
- Sec. 18.43

Texas A&M University - Kingsville

- Sec. 18.99

University of Houston

- Sec. 18.96

Public Community/Junior Colleges

- Sec. 18.81

ARTICLE 04

Supreme Court of Texas

- Sec. 18.25
- Sec. 18.95

Court of Criminal Appeals

- Sec. 18.25
- Sec. 18.95

First Court of Appeals District, Houston

- Sec. 18.25

Second Court of Appeals District, Fort Worth

- Sec. 18.25

Third Court of Appeals District, Austin

- Sec. 18.25

Fourth Court of Appeals District, San Antonio

- Sec. 18.25

ARTICLE/Agency/Rider

ARTICLE 04

- Fifth Court of Appeals District, Dallas
 - Sec. 18.25
- Sixth Court of Appeals District, Texarkana
 - Sec. 18.25
- Seventh Court of Appeals District, Amarillo
 - Sec. 18.25
- Eighth Court of Appeals District, El Paso
 - Sec. 18.25
- Ninth Court of Appeals District, Beaumont
 - Sec. 18.25
- Tenth Court of Appeals District, Waco
 - Sec. 18.25
- Eleventh Court of Appeals District, Eastland
 - Sec. 18.25
- Twelfth Court of Appeals District, Tyler
 - Sec. 18.25
- Thirteenth Court of Appeals District, Corpus Christi-Edinburg
 - Sec. 18.25
- Fourteenth Court of Appeals District, Houston
 - Sec. 18.25
- Office of Court Administration, Texas Judicial Council
 - Sec. 18.08
 - Sec. 18.25
 - Sec. 18.35
 - Sec. 18.49
 - Sec. 18.75
 - Sec. 18.85
 - Sec. 18.88
- Office of the State Prosecuting Attorney
 - Sec. 18.25
- Judiciary Section, Comptroller's Department
 - Sec. 18.25
 - Sec. 18.75
 - Sec. 18.84
- Retirement and Group Insurance
 - Sec. 18.25
- Special Provisions - Judiciary
 - Sec. 18.25

ARTICLE 05

- Alcoholic Beverage Commission
 - Sec. 18.13
- Department of Criminal Justice
 - Sec. 18.26
 - Sec. 18.50
- Department of Public Safety
 - Sec. 18.08
 - Sec. 18.20
 - Sec. 18.29
 - Sec. 18.43
 - Sec. 18.49
 - Sec. 18.91
 - Sec. 18.92

ARTICLE 06

- Department of Agriculture
 - Sec. 18.07
 - Sec. 18.18
 - Sec. 18.21
 - Sec. 18.80
- Commission on Environmental Quality
 - Sec. 18.28

ARTICLE/Agency/Rider

ARTICLE 06

Commission on Environmental Quality

Sec. 18.48

Sec. 18.48

Sec. 18.69

Sec. 18.71

Parks and Wildlife Department

Sec. 18.06

Sec. 18.58

Sec. 18.72

Sec. 18.97

Sec. 18.100

Railroad Commission

Sec. 18.28

Water Development Board

Sec. 18.45

Sec. 18.46

ARTICLE 07

Department of Motor Vehicles

Sec. 18.17

Department of Transportation

Sec. 18.84

Sec. 18.102

Texas Workforce Commission

Sec. 18.10

ARTICLE 08

Texas State Board of Dental Examiners

Sec. 18.36

Health Professions Council

Sec. 18.11

Sec. 18.12

Sec. 18.93

Department of Insurance

Sec. 18.59

Sec. 18.64

Board of Professional Land Surveying

Sec. 18.12

Department of Licensing and Regulation

Sec. 18.36

Sec. 18.80

Sec. 18.92

Sec. 18.93

Texas Medical Board

Sec. 18.36

Texas Board of Nursing

Sec. 18.22

Sec. 18.36

Optometry Board

Sec. 18.36

Board of Pharmacy

Sec. 18.30

Sec. 18.36

Board of Plumbing Examiners

Sec. 18.93

Board of Examiners of Psychologists

Sec. 18.11

Racing Commission

Sec. 18.38

Board of Veterinary Medical Examiners

Sec. 18.36

Board of Professional Engineers

Sec. 18.12

ARTICLE X
THE LEGISLATURE

Sec. 1. The several sums of money herein specified, or so much thereby as may be necessary, are appropriated out of any funds in the State Treasury not otherwise appropriated, or out of special funds as indicated, for the support, maintenance, or improvement of the designated legislative agencies.

SENATE

	For the Years Ending	
	August 31, 2020	August 31, 2021
Method of Financing:		
General Revenue Fund	\$ 32,605,856	\$ 37,274,153
Total, Method of Financing	\$ 32,605,856	\$ 37,274,153

This bill pattern represents an estimated 100% of this agency's estimated total available funds for the biennium.

Items of Appropriation:

A. Goal: SENATE		
A.1.1. Strategy: SENATE	\$ 32,605,856	\$ 37,274,153
Grand Total, SENATE	\$ 32,605,856	\$ 37,274,153

Estimated Allocations for Employee Benefits and Debt Service Appropriations Made Elsewhere in this Act:

<u>Employee Benefits</u>		
Retirement	\$ 3,132,493	\$ 3,148,155
Group Insurance	7,616,917	7,766,560
Social Security	2,504,333	2,516,855
Benefits Replacement	23,479	19,957
Total, Estimated Allocations for Employee Benefits and Debt Service Appropriations Made Elsewhere in this Act	\$ 13,277,222	\$ 13,451,527

1. **Purposes for Which Appropriations May Be Expended.** Funds appropriated to the Senate may be expended for constitutionally authorized annual salaries for Members of the Senate and the Lieutenant Governor, per diem, other salaries and wages, consumable supplies and materials, current and recurring operating expenses, films, membership dues in any national or regional organization of legislative leaders, capital outlay, building repair and remodeling and other expenses of the Senate including interim expenses of the Eighty-sixth and Eighty-seventh Legislatures as may be authorized by law or by resolution.

2. **Appropriation of Fees: Rental Space in Capitol Building.** The Senate shall charge a reasonable fee for rental of space within the State Capitol Building under its control and authority. Any fees so collected are appropriated for use by the Senate during the biennium covered by this Act.

3. **Unexpended Balances.** Any unobligated and unexpended balances remaining as of August 31, 2019, from appropriations made to the Senate are appropriated to the Senate for the same purposes for the biennium beginning September 1, 2019.

Any unobligated and unexpended balances remaining as of August 31, 2020, from appropriations made to the Senate are appropriated for the same purposes for the fiscal year beginning September 1, 2020.

HOUSE OF REPRESENTATIVES

	For the Years Ending	
	August 31, 2020	August 31, 2021
Method of Financing:		
General Revenue Fund	\$ 41,557,439	\$ 48,815,467
Total, Method of Financing	\$ 41,557,439	\$ 48,815,467

This bill pattern represents an estimated 100% of this agency's estimated total available funds for the biennium.

Items of Appropriation:

A. Goal: HOUSE OF REPRESENTATIVES

A.1.1. Strategy: HOUSE OF REPRESENTATIVES	\$ 41,557,439	\$ 48,815,467
---	---------------	---------------

Grand Total, HOUSE OF REPRESENTATIVES	\$ 41,557,439	\$ 48,815,467
--	----------------------	----------------------

Estimated Allocations for Employee Benefits and Debt Service Appropriations Made Elsewhere in this Act:

Employee Benefits

Retirement	\$ 3,459,249	\$ 3,476,544
Group Insurance	11,802,989	12,047,889
Social Security	2,719,343	2,732,940
Benefits Replacement	25,756	21,892

Total, Estimated Allocations for Employee Benefits and Debt Service Appropriations Made Elsewhere in this Act

	\$ 18,007,337	\$ 18,279,265
--	----------------------	----------------------

1. **Purposes For Which Appropriations May Be Expended.** Funds appropriated to the House of Representatives may be expended for Constitutionally authorized annual salaries for Members of the House of Representatives, per diem, other salaries and wages, consumable supplies and materials, current and recurring operating expenses, films, membership dues in the National Conference of State Legislatures and in any national or regional organization of legislative leaders, capital outlay, building repair and remodeling, and other expenses for the House of Representatives, including interim expenses of the Eighty-sixth and Eighty-seventh Legislatures as may be authorized by law or resolution.

2. **Appropriation of Fees: Rental Space in Capitol Building.** The House of Representatives shall charge a reasonable fee for rental of space within the State Capitol Building under its control and authority. Any fees so collected are appropriated for use by the House of Representatives during the biennium covered by this Act.

3. **Unexpended Balances.** Any unobligated and unexpended balances remaining as of August 31, 2019, from appropriations made to the House of Representatives are appropriated to the House of Representatives for the same purposes for the biennium beginning September 1, 2019.

Any unobligated and unexpended balances remaining as of August 31, 2020, from appropriations made to the House of Representatives are appropriated for the same purposes for the fiscal year beginning September 1, 2020.

4. **Appropriation and Transfers to Legislative Budget Board Account.** For fiscal year 2020, there is hereby appropriated to the Legislative Budget Board out of the General Revenue Fund a total of \$15,628,563. None of the funds appropriated above may be expended until a written work plan in a format prescribed by the Board detailing projected work products and stating performance goals has been submitted to the Board by September 1, 2019.

For fiscal year 2021, there is hereby appropriated to the Legislative Budget Board out of the General Revenue Fund a total of \$11,722,919. Out of appropriations made in this Article for the Senate or the House of Representatives, there may be transferred, upon the written approval of the Lieutenant Governor and the Speaker of the House, to an appropriations account for the Legislative Budget Board, such sums as may be deemed necessary but not to exceed an aggregate of \$3,905,644 for fiscal year 2021.

During fiscal year 2020, the Legislative Budget Board staff shall develop a Strategic Plan that clearly identifies the office's core mission; operational goals to serve that mission; an organizational structure, resource allocation, and specific action plans to meet those goals; and

HOUSE OF REPRESENTATIVES
(Continued)

performance metrics to measure success in implementing those plans. The Strategic Plan shall be submitted to the Board no later than July 17, 2020. During fiscal year 2021, at the end of each fiscal quarter the Board shall receive a report describing progress toward meeting operational goals based on the performance metrics as established in the Strategic Plan.

Amounts appropriated to the Legislative Budget Board shall be budgeted by said Board pursuant to Chapter 322, Government Code, and any amendments there to including the payment of travel expenses and registration fees incurred by Budget Board members or members of its staff in attending meetings on issues regarding federal-state relations, those problems affecting state or local governments, and meetings sponsored by the Council of State Governments or any of its affiliated organizations, and contributions incident to membership in national or regional organizations of state governments.

5. Unexpended Balances: Legislative Budget Board.

- a. Any unobligated and unexpended balances remaining as of August 31, 2019, from appropriations made to the Legislative Budget Board are appropriated to the Legislative Budget Board for the biennium beginning September 1, 2019.
- b. Any unobligated and unexpended balances remaining as of August 31, 2020, from appropriations made to the Legislative Budget Board are appropriated for the same purposes for the fiscal year beginning September 1, 2020.

6. Texas School Performance Reviews. In view of the cost savings and efficiency measures accruing to school districts from School Performance Reviews, the Legislative Budget Board may enter into interlocal cost sharing agreements with school districts where districts requesting review will be responsible for up to 25 percent of the cost of such performance reviews. The Legislative Budget Board shall be solely responsible for the terms and conditions of the contracts and administration of the program. However, any such cost sharing contracts shall include the school as a third party. The financial responsibility of such schools shall be a direct obligation of the school to pay the vendor upon approval of the work product by the Legislative Budget Board.

7. Appropriation to Sunset Advisory Commission Account and Unexpended Balances.

- a. There is hereby appropriated to the Sunset Advisory Commission out of the General Revenue Fund a total of \$4,475,280 for the 2020-21 biennium.
- b. Any unobligated and unexpended balances remaining as of August 31, 2019, from appropriations made to the Sunset Advisory Commission are appropriated to the Sunset Advisory Commission for the same purposes for the biennium beginning September 1, 2019.

Any unobligated and unexpended balances remaining as of August 31, 2020, from appropriations made to the Sunset Advisory Commission are appropriated to the Sunset Advisory Commission for the same purposes for the fiscal year beginning September 1, 2020.

- c. The money that an entity is required by law to pay to the Sunset Advisory Commission to cover the costs the commission incurs in performing a review of the entity is appropriated to the commission for maintaining the operations of the commission. Money appropriated to the commission under this subsection is in addition to the aggregate amounts appropriated to the commission under Subsection a.

8. Long Term Revenue and Cost Drivers Report. The Legislative Budget Board shall deliver a report on long term revenue and cost drivers for the state budget to the Eighty-seventh Legislature. Information in the report will cover the ten fiscal years beginning September 1, 2021, and ending August 31, 2031. The Legislative Budget Board will consult with the State Demographer and the Comptroller of Public Accounts to produce a report that summarizes the impacts of forecasted state economic and demographic growth on state finances for each article of the General Appropriations Act. The Eighty-seventh Legislature shall determine the benefit of continuing such an evaluation.

9. Special Education Status and Funding Report. The Legislative Budget Board shall deliver a report on the status and funding of special education services to the Eighty-seventh Legislature. The review will produce a report summarizing the status of corrective actions required by the U.S. Department of Education; the implementation of the Texas Education Agency's Special Education

HOUSE OF REPRESENTATIVES
(Continued)

Strategic Plan; agency compliance with special education requirements established in the 2020-21 General Appropriations Act; any new special education initiatives enacted by the 86th Legislature, Regular Session, 2019; and a listing of fiscal year 2020 expenditures and fiscal year 2021 budgeted amounts by method of finance for special education services.

LEGISLATIVE COUNCIL

	For the Years Ending	
	August 31, 2020	August 31, 2021
Method of Financing:		
General Revenue Fund	\$ 44,975,308	\$ 42,223,250
Total, Method of Financing	\$ 44,975,308	\$ 42,223,250
 This bill pattern represents an estimated 100% of this agency's estimated total available funds for the biennium.		
Items of Appropriation:		
A. Goal: LEGISLATIVE COUNCIL		
A.1.1. Strategy: LEGISLATIVE COUNCIL	\$ 44,975,308	\$ 42,223,250
Grand Total, LEGISLATIVE COUNCIL	\$ 44,975,308	\$ 42,223,250
 Estimated Allocations for Employee Benefits and Debt Service Appropriations Made Elsewhere in this Act:		
<u>Employee Benefits</u>		
Retirement	\$ 2,475,340	\$ 2,487,717
Group Insurance	4,849,359	4,925,991
Social Security	1,990,465	2,000,418
Benefits Replacement	44,071	37,461
 Total, Estimated Allocations for Employee Benefits and Debt Service Appropriations Made Elsewhere in this Act	\$ 9,359,235	\$ 9,451,587

1. **Purposes for Which Appropriations May Be Expended.** Funds appropriated to the Legislative Council may be expended for payment of salaries and other necessary expenses to carry out the council's statutory powers and duties (including those powers and duties provided by Chapters 301, 323, and 326, Government Code; §§531.203, 762.011, and 2053.004, Government Code; and §276.008, Election Code) and to carry out responsibilities assigned pursuant to legislative resolution. Out of the funds appropriated above:
 - a. \$1,000,000 each shall be transferred annually to the Senate and the House of Representatives for printing costs;
 - b. \$50,000 each shall be transferred annually to the Senate and House of Representatives for moving expenses; and
 - c. Out of funds appropriated above, the Legislative Council shall transfer to the chamber of the Legislature for which the Council estimates it has spent or will spend less money on bill analysis services during the 2020-21 biennium, as compared to the other chamber, an amount of funds equal to the difference in the amounts estimated by the Council as spent or to be spent on bill analysis services for each chamber of the Legislature.

2. **Unexpended Balances.** Any unobligated and unexpended balances remaining as of August 31, 2019, from appropriations made to the Legislative Council are appropriated to the Legislative Council for the same purposes for the biennium beginning September 1, 2019.

Any unobligated and unexpended balances remaining as of August 31, 2020, from appropriations made to the Legislative Council are appropriated to the Legislative Council for the same purposes for the fiscal year beginning September 1, 2020.

LEGISLATIVE COUNCIL
(Continued)

3. **Appropriation of Fees: Charges for Information Services.** In addition to other amounts appropriated, there is appropriated to the Legislative Council for the fiscal years beginning September 1, 2019, and September 1, 2020, any amounts received as charges under §323.014(c), Government Code.
4. **Transfers to Legislative Agencies.** The Legislative Council may transfer amounts, as appropriate, to the Commission on Uniform State Laws and to legislative agencies as determined by the Lieutenant Governor and the Speaker of the House.

COMMISSION ON UNIFORM STATE LAWS

	For the Years Ending	
	August 31, 2020	August 31, 2021
Method of Financing:		
General Revenue Fund	\$ 154,841	\$ 154,840
Total, Method of Financing	<u>\$ 154,841</u>	<u>\$ 154,840</u>

This bill pattern represents an estimated 100% of this agency's estimated total available funds for the biennium.

Items of Appropriation:

A. Goal: COMMISSION ON UNIFORM STATE LAWS		
A.1.1. Strategy: COMMISSION ON UNIFORM STATE LAWS	\$ 154,841	\$ 154,840
Grand Total, COMMISSION ON UNIFORM STATE LAWS	<u>\$ 154,841</u>	<u>\$ 154,840</u>

1. **Purposes for Which Appropriations May Be Expended.** Funds appropriated to the Commission on Uniform State Laws may be expended for payment of the contribution by the State of Texas to the National Conference of Commissioners on Uniform State Laws and for payment of other necessary expenses of the commission in carrying out provisions of Chapter 762, Government Code, including the printing of the commission's report and travel expenses of members of the commission to attend the annual meeting of the National Conference of Commissioner's on Uniform State Laws and travel to the state capitol on commission business.
2. **Unexpended Balances.** Any unobligated and unexpended balances remaining as of August 31, 2019, from appropriations made to the Commission on Uniform State Laws are appropriated to the Commission on Uniform State Laws for the same purposes for the biennium beginning September 1, 2019.

Any unobligated and unexpended balances remaining as of August 31, 2020, from appropriations made to the Commission on Uniform State Laws are appropriated to the Commission on Uniform State Laws for the same purposes for the fiscal year beginning September 1, 2020.

STATE AUDITOR'S OFFICE

	For the Years Ending	
	August 31, 2020	August 31, 2021
Method of Financing:		
General Revenue Fund	\$ 8,028,845	\$ 8,028,845
<u>Other Funds</u>		
Appropriated Receipts	\$ 100,000	\$ 100,000
Interagency Contracts	<u>4,675,000</u>	<u>4,675,000</u>
Subtotal, Other Funds	<u>\$ 4,775,000</u>	<u>\$ 4,775,000</u>
Total, Method of Financing	<u>\$ 12,803,845</u>	<u>\$ 12,803,845</u>

STATE AUDITOR'S OFFICE
(Continued)

This bill pattern represents an estimated 100% of this agency's estimated total available funds for the biennium.

Items of Appropriation:

A. Goal: STATE AUDITOR

A.1.1. Strategy: STATE AUDITOR	\$ <u>12,803,845</u>	\$ <u>12,803,845</u>
---------------------------------------	----------------------	----------------------

Grand Total, STATE AUDITOR'S OFFICE	\$ <u>12,803,845</u>	\$ <u>12,803,845</u>
--	----------------------	----------------------

Estimated Allocations for Employee Benefits and Debt Service Appropriations Made Elsewhere in this Act:

Employee Benefits

Retirement	\$ 1,526,513	\$ 1,534,146
Group Insurance	2,391,069	2,430,956
Social Security	1,168,787	1,174,631
Benefits Replacement	<u>18,488</u>	<u>15,715</u>

Total, Estimated Allocations for Employee Benefits and Debt Service Appropriations Made Elsewhere in this Act	\$ <u>5,104,857</u>	\$ <u>5,155,448</u>
--	---------------------	---------------------

1. **Appropriation of Interagency Contracts.** All funds transferred to the State Auditor's Office (SAO) pursuant to interagency contracts for services provided by the SAO are appropriated to the SAO during the fiscal year in which they are received and shall be used as provided by Government Code, Chapter 321.
2. **Appropriation of Appropriated Receipts.** All funds reimbursed to the State Auditor's Office (SAO) by governmental entities for the provision of services are appropriated to the SAO during the fiscal year in which they are received and shall be used as provided by Government Code, Chapter 321.
3. **Unexpended Balances.** Any unobligated and unexpended balances remaining as of August 31, 2019, from appropriations made to the State Auditor's Office (SAO) from the General Revenue Fund are appropriated to the SAO for the same purposes for the biennium beginning September 1, 2019.

Any unobligated and unexpended balance remaining as of August 31, 2020, from appropriations made to the SAO from the General Revenue Fund are appropriated to the SAO for the same purposes for the fiscal year beginning September 1, 2020.

4. **Notification of State Auditor Reports.** The State Auditor's Office shall provide copies of audit reports to the respective affected agencies and to the Legislative Audit Committee prior to public release of any audit or audit report.
5. **Audit Plan of Disposition of Sexual Assault Investigations.**
 - (a) By December 31, 2019, the State Auditor shall develop a methodology for an audit for inclusion in the audit plan subject to approval by the Legislative Audit Committee, examining and reporting on the investigation and processing of reported adult sexual assaults and child sexual assaults in Texas. The audit shall address and examine adult and child sexual assaults independently. The audit shall address and examine the processes from the time of first report through final disposition, including why reported cases do not proceed to prosecution and conviction within the criminal justice system. The audit shall examine a five-year period from calendar years 2014 through 2018 and shall include data from city and county jurisdictions across the state. The audit shall provide a broad, comprehensive review of the policies, practices, and actions of government agencies, including district attorneys' offices, with respect to state and federal law, nationally recognized best practices, and comparative procedures with respect to adult and child sexual assault investigations and prosecutions. The audit shall also include an evaluation of the practices and policies of government agencies, including district attorneys' offices, for making a determination to prosecute, and a comparative analysis of budget and resources available to affected government agencies and departments.
 - (b) In developing the audit, the office shall compile and analyze information relating to the commission of offenses under Sections 22.011, 22.02, and 22.021, Penal Code, including information regarding the number of cases:

STATE AUDITOR'S OFFICE
(Continued)

- (1) in which the law enforcement agency investigating the offense forwarded the case to the appropriate local county or district attorney, including cases that are prosecuted as a different criminal offense;
 - (2) closed or classified as inactive by the law enforcement agency without forwarding the case to the appropriate local county or district attorney, and the reasons for that closure or classification;
 - (3) in which the local county or district attorney did not prosecute the offense, and the reasons for not prosecuting the offense, including whether the offense was referred to a grand jury; and
 - (4) cases that were dismissed after an indictment had been filed.
- (c) The Auditor's Office shall ensure that the minimal amount of identifying data is collected during the audit. The audit report may not include any identifying information on specific victims, prosecutors, suspects or defendants, or cases, whether closed or pending.
 - (d) The State Auditor shall conduct the audit and provide and file a report of the audit and results with all members of the legislature who sit on a committee with oversight responsibility for any entity or program that is the subject of any portion of the report. The State Auditor shall also file a copy of the report with the Office of the Attorney General, the Senate Finance Committee, the House Appropriations Committee, the Department of Public Safety, and any other agencies, offices, or task forces working on issues related to sexual assault, or that the State Auditor considers to be a relevant recipient of the report. The report shall be delivered on or before November 1, 2020.
 - (e) The State Auditor shall coordinate with the Office of Court Administration, governmental agencies municipalities and counties to use information and data those entities may already possess, including from a previously completed or currently contracted comparable audit. Notwithstanding the foregoing, the State Auditor shall not be limited to using existing data or any specific sources for relevant data and the State Auditor is directed to use all reasonable efforts to obtain relevant data from any and all sources, including publicly available data and data provided to and/or by educational and non-profit entities.

6. Audit of Correctional Managed Health Care. From funds appropriated above, in accordance with Chapter 321, Texas Government Code, the State Auditor's Office shall conduct an audit of correctional managed health care at University of Texas Medical Branch at Galveston and Texas Tech University Health Sciences Center.

LEGISLATIVE REFERENCE LIBRARY

	For the Years Ending	
	August 31, 2020	August 31, 2021
Method of Financing:		
General Revenue Fund	\$ 1,568,575	\$ 1,568,575
<u>Other Funds</u>		
Appropriated Receipts	\$ 1,425	\$ 1,425
Interagency Contracts	<u>1,000</u>	<u>1,000</u>
Subtotal, Other Funds	\$ 2,425	\$ 2,425
Total, Method of Financing	<u>\$ 1,571,000</u>	<u>\$ 1,571,000</u>
This bill pattern represents an estimated 100% of this agency's estimated total available funds for the biennium.		
Items of Appropriation:		
A. Goal: LEGISLATIVE REFERENCE LIBRARY		
A.1.1. Strategy: LEGISLATIVE REFERENCE LIBRARY	\$ 1,571,000	\$ 1,571,000
Grand Total, LEGISLATIVE REFERENCE LIBRARY	<u>\$ 1,571,000</u>	<u>\$ 1,571,000</u>

LEGISLATIVE REFERENCE LIBRARY
(Continued)

Estimated Allocations for Employee Benefits and Debt Service Appropriations Made Elsewhere in this Act:

Employee Benefits

Retirement	\$ 118,227	\$ 118,819
Group Insurance	280,473	284,656
Social Security	98,610	99,103
Benefits Replacement	<u>2,252</u>	<u>1,914</u>

Total, Estimated Allocations for Employee Benefits and Debt Service Appropriations Made Elsewhere in this Act

	\$ <u>499,562</u>	\$ <u>504,492</u>
--	-------------------	-------------------

1. **Purposes for Which Appropriations May Be Expended.** Funds appropriated to the Legislative Reference Library may be expended for library administration and services, for salaries and wages, travel, consumable supplies and materials, current and recurring operating expenses, capital outlay, books and periodicals, and other necessary expenses to be expended under the direction of the Legislative Library Board.

2. **Unexpended Balances.** Any unobligated and unexpended balances remaining as of August 31, 2019, from appropriations made to the Legislative Reference Library from the General Revenue Fund are appropriated for the same purposes for the biennium beginning September 1, 2019.

Any unobligated and unexpended balances remaining as of August 31, 2020, from appropriations made to the Legislative Reference Library from the General Revenue Fund are appropriated for the same purposes for the fiscal year beginning September 1, 2020.

RETIREMENT AND GROUP INSURANCE

	For the Years Ending August 31, 2020	August 31, 2021
Method of Financing:		
General Revenue Fund	\$ <u>37,652,629</u>	\$ <u>38,221,432</u>
Total, Method of Financing	<u>\$ 37,652,629</u>	<u>\$ 38,221,432</u>
Items of Appropriation:		
A. Goal: EMPLOYEES RETIREMENT SYSTEM		
A.1.1. Strategy: RETIREMENT CONTRIBUTIONS Retirement Contributions. Estimated.	\$ 10,711,821	\$ 10,765,380
A.1.2. Strategy: GROUP INSURANCE Group Insurance Contributions. Estimated.	<u>26,940,808</u>	<u>27,456,052</u>
Total, Goal A: EMPLOYEES RETIREMENT SYSTEM	<u>\$ 37,652,629</u>	<u>\$ 38,221,432</u>
Grand Total, RETIREMENT AND GROUP INSURANCE	<u>\$ 37,652,629</u>	<u>\$ 38,221,432</u>

SOCIAL SECURITY AND BENEFIT REPLACEMENT PAY

	For the Years Ending August 31, 2020	August 31, 2021
Method of Financing:		
General Revenue Fund	\$ <u>8,595,584</u>	\$ <u>8,620,885</u>
Total, Method of Financing	<u>\$ 8,595,584</u>	<u>\$ 8,620,885</u>
Items of Appropriation:		
A. Goal: SOCIAL SECURITY/BENEFIT REPLACEMENT Comptroller - Social Security.		
A.1.1. Strategy: STATE MATCH -- EMPLOYER State Match -- Employer. Estimated.	\$ 8,481,538	\$ 8,523,946

SOCIAL SECURITY AND BENEFIT REPLACEMENT PAY
(Continued)

A.1.2. Strategy: BENEFIT REPLACEMENT PAY	<u>114,046</u>	<u>96,939</u>
Benefit Replacement Pay. Estimated.		
Total, Goal A: SOCIAL SECURITY/BENEFIT REPLACEMENT	<u>\$ 8,595,584</u>	<u>\$ 8,620,885</u>
Grand Total, SOCIAL SECURITY AND BENEFIT REPLACEMENT PAY	<u>\$ 8,595,584</u>	<u>\$ 8,620,885</u>

LEASE PAYMENTS

	For the Years Ending	
	August 31, 2020	August 31, 2021
Method of Financing:		
Total, Method of Financing	<u>\$ 0</u>	<u>\$ 0</u>
Items of Appropriation:		
Grand Total, LEASE PAYMENTS	<u>\$ 0</u>	<u>\$ 0</u>

SPECIAL PROVISIONS RELATING TO THE LEGISLATURE

Sec. 2.

- (a) A provision of the General Provisions of this Act that restricts or limits the use or transfer of appropriated funds, or that imposes a duty or places a limitation or condition precedent on a state agency, applies to entities and appropriations under this Article only to the extent that the provision by its terms specifically and expressly applies to those entities or appropriations. A general reference to "funds appropriated by this Act" or similar words is not specific and does not express application for purposes of this section.
- (b) Notwithstanding other provisions in this Article, amounts appropriated under this Article may be transferred among entities covered by this Article:
 - (1) in accordance with Chapter 326, Government Code; or,
 - (2) under a written agreement executed by the presiding officers of the Senate and House of Representatives.

Sec. 3. Authorization to Spend Unexpended Balances.

- (a) Notwithstanding any other provision contained herein, except as provided by Subsection (b) of this section, a legislative agency may only spend prior year balances with the approval of its respective governing board.
- (b) The State Auditor's Office may spend prior year balances of no more than \$18,000,000 during the 2020-21 fiscal biennium without the approval of its governing board.

**RECAPITULATION - ARTICLE X
THE LEGISLATURE
(General Revenue)**

	For the Years Ending	
	August 31, 2020	August 31, 2021
Senate	\$ 32,605,856	\$ 37,274,153
House of Representatives	41,557,439	48,815,467
Legislative Budget Board	15,628,563	11,722,919
Legislative Council	44,975,308	42,223,250
Commission on Uniform State Laws	154,841	154,840
Sunset Advisory Commission	2,237,640	2,237,640
State Auditor's Office	8,028,845	8,028,845
Legislative Reference Library	<u>1,568,575</u>	<u>1,568,575</u>
Subtotal, Legislature	\$ 146,757,067	\$ 152,025,689
Retirement and Group Insurance	37,652,629	38,221,432
Social Security and Benefit Replacement Pay	<u>8,595,584</u>	<u>8,620,885</u>
Subtotal, Employee Benefits	\$ <u>46,248,213</u>	\$ <u>46,842,317</u>
TOTAL, ARTICLE X - THE LEGISLATURE	<u>\$ 193,005,280</u>	<u>\$ 198,868,006</u>

**RECAPITULATION - ARTICLE X
THE LEGISLATURE
(Other Funds)**

	For the Years Ending	
	August 31, 2020	August 31, 2021
State Auditor's Office	\$ 4,775,000	\$ 4,775,000
Legislative Reference Library	2,425	2,425
Subtotal, Legislature	\$ 4,777,425	\$ 4,777,425
Less Interagency Contracts	\$ 4,676,000	\$ 4,676,000
TOTAL, ARTICLE X - THE LEGISLATURE	\$ 101,425	\$ 101,425

**RECAPITULATION - ARTICLE X
THE LEGISLATURE
(All Funds)**

	For the Years Ending	
	August 31, 2020	August 31, 2021
Senate	\$ 32,605,856	\$ 37,274,153
House of Representatives	41,557,439	48,815,467
Legislative Budget Board	15,628,563	11,722,919
Legislative Council	44,975,308	42,223,250
Commission on Uniform State Laws	154,841	154,840
Sunset Advisory Commission	2,237,640	2,237,640
State Auditor's Office	12,803,845	12,803,845
Legislative Reference Library	<u>1,571,000</u>	<u>1,571,000</u>
Subtotal, Legislature	\$ 151,534,492	\$ 156,803,114
Retirement and Group Insurance	37,652,629	38,221,432
Social Security and Benefit Replacement Pay	<u>8,595,584</u>	<u>8,620,885</u>
Subtotal, Employee Benefits	\$ 46,248,213	\$ 46,842,317
Less Interagency Contracts	<u>\$ 4,676,000</u>	<u>\$ 4,676,000</u>
TOTAL, ARTICLE X - THE LEGISLATURE	<u>\$ 193,106,705</u>	<u>\$ 198,969,431</u>

ARTICLE XI. SAVINGS CLAUSE

If any section, sentence, clause or part of this Act shall for any reason be held to be invalid, such decision shall not affect the remaining portions of this Act; and it is hereby declared to be the intention of the Legislature to have passed each sentence, section, clause, or part thereof irrespective of the fact that any other sentence, section, clause or part thereof may be declared invalid.

ARTICLE XII. EMERGENCY CLAUSE

The importance of the legislation to the people of the State of Texas and the crowded condition of the calendars in both Houses of the Legislature create an emergency and an imperative public necessity that the Constitutional Rule requiring bills to be read on three separate days in each House be suspended, and said Rule is hereby suspended; and this Act shall take effect and be in force from and after its passage, and it is so enacted.


ARTICLE XIII. FORMULAS FOR MISSION SPECIFIC SUPPORT PILOT PROGRAMS

Notwithstanding Section 27, Article III of this Act:


(1) the mission specific Performance Based Research Operations formula established under Section 27(11) for The University of Texas Health Science Center at Houston is a pilot program, and the formula provided by that section is a pilot formula for the 2020-2021 biennium that expires at the end of the fiscal year ending August 31, 2021;

(2) the mission specific Performance Based Research Operations formula established under Section 27(12) for The University of Texas Health Science Center at San Antonio is a pilot program, and the formula provided by that section is a pilot formula for the 2020-2021 biennium that expires at the end of the fiscal year ending August 31, 2021; and

(3) the mission specific Multicategorical Teaching Hospital Support formula established under Section 27(13) for The University of Texas Medical Branch at Galveston is a pilot program, and the formula provided by that section is a pilot formula for the 2020-2021 biennium that expires at the end of the fiscal year ending August 31, 2021.




President of the Senate



Speaker of the House

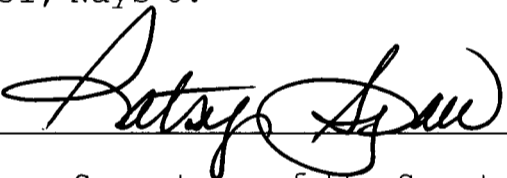
I certify that H.B. No. 1 was passed by the House on March 27, 2019, by the following vote: Yeas 149, Nays 0, 0 present, not voting; that the House refused to concur in Senate amendments to H.B. No. 1 on April 11, 2019, and requested the appointment of a conference committee to consider the differences between the two houses; that the House adopted the conference committee report on H.B. No. 1 on May 26, 2019, by the following vote: Yeas 148, Nays 1, 0 present, not voting; passed subject to the provisions of Article III, Section 49a, of the Constitution of the State of Texas; and that the House adopted H.C.R. No. 190 authorizing certain corrections in H.B. No. 1 on May 26, 2019, by the following vote: Yeas 146, Nays 0, 1 present, not voting.



Chief Clerk of the House


H.B. No. 1

I certify that H.B. No. 1 was passed by the Senate, with amendments, on April 9, 2019, by the following vote: Yeas 31, Nays 0; at the request of the House, the Senate appointed a conference committee to consider the differences between the two houses; that the Senate adopted the conference committee report on H.B. No. 1 on May 26, 2019, by the following vote: Yeas 31, Nays 0; passed subject to the provisions of Article III, Section 49a, of the Constitution of the State of Texas; and that the Senate adopted H.C.R. No. 190 authorizing certain corrections in H.B. No. 1 on May 26, 2019, by the following vote: Yeas 31, Nays 0.


Secretary of the Senate

I certify that the amounts appropriated in the herein H.B. No. 1, Regular Session of the 86th Legislature, are within amounts estimated to be available in the affected fund.

Certified June 5th 2019


Comptroller of Public Accounts


APPROVED: 6-14-2019


Date

Governor

FILED IN THE OFFICE OF THE
SECRETARY OF STATE
4:45 pm O'CLOCK

JUN 15 2019


Secretary of State



STATE OF TEXAS
OFFICE OF THE GOVERNOR

MESSAGE

House Bill 1, the General Appropriations Act, addresses the priorities of Texans. It dedicates \$5 billion to rein in skyrocketing property taxes and provides for lasting property tax reforms for homeowners, renters, and businesses.

The budget prioritizes our school classrooms by paying our teachers more and focusing on the needs of students. It also makes our schools safer by hardening our campuses and expanding access to mental health resources.

The budget funds work to combat human trafficking and sexual assault, and to clear the rape-kit backlog. It also creates a fund to assist communities after natural disasters and to match federal aid for future storms.

This is not only a balanced budget, it also limits the growth of spending in the upcoming biennium to less than population and inflation growth, when adjusting for the cost of property tax relief.

House Bill 1, the General Appropriations Act, having been duly certified by the Comptroller of Public Accounts pursuant to Article III, Section 49a of the Texas Constitution, has been presented to me for action. I reviewed the legislation and approved House Bill 1 by signing the bill.

Respectfully submitted,

A handwritten signature in black ink that reads "Greg Abbott".

GREG ABBOTT
Governor of Texas

Austin, Texas
June 15, 2019

FILED IN THE OFFICE OF THE
SECRETARY OF STATE
O'CLOCK

JUN 15 2019

A handwritten signature in black ink, likely belonging to the Secretary of State.
Secretary of State