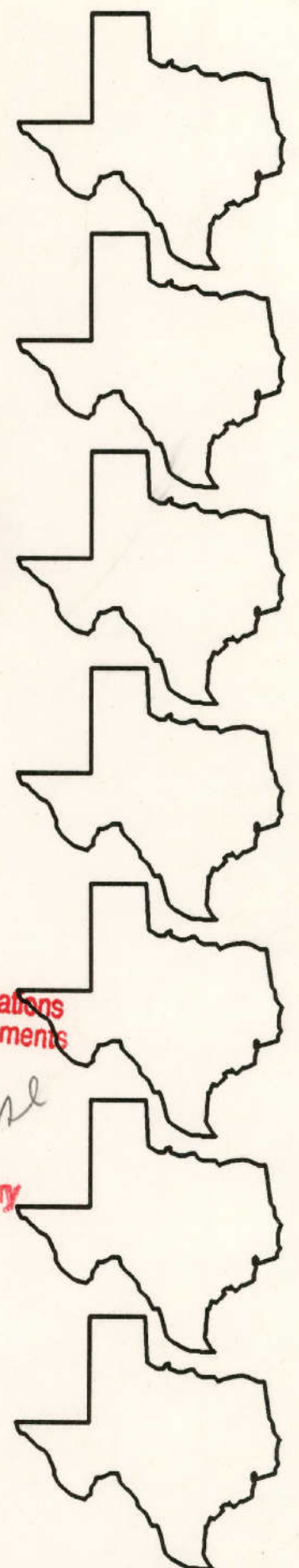


T1322.8
F321
1998

1998 FEES



**Texas
Department
of Transportation**

Government Publications
Texas State Documents

JAN 07 1998 *pl*

Depository
Dallas Public Library


SCHEDULE OF FEES FOR JURISDICTIONS UNDER THE INTERNATIONAL REGISTRATION PLAN

COPIES OF THIS PUBLICATION HAVE BEEN DEPOSITED WITH THE
TEXAS STATE LIBRARY IN COMPLIANCE WITH THE STATE DEPOSITORY LAW.



TABLE OF CONTENTS

Maximum Weight Chart	1
Alabama	2
Alberta	3
Arizona	4
Arkansas	6
British Columbia	7
California	10
Colorado	11
Connecticut	16
Delaware	17
District of Columbia	19
Florida	20
Georgia	21
Idaho	22
Illinois	23
Indiana	24
Iowa	25
Kansas	26
Kentucky	27
Louisiana	28
Maine	29
Maryland	32
Massachusetts	34
Michigan	36
Minnesota	37
Mississippi	38
Missouri	41
Montana	42
Nebraska	44
Nevada	45
New Hampshire	47
New Jersey	49
New Mexico	51
New York	52
North Carolina	56
North Dakota	57
Ohio	60
Oklahoma	61
Oregon	62
Pennsylvania	63
Rhode Island	64
Saskatchewan	65
South Carolina	67
South Dakota	68
Tennessee	70
Texas	71
Utah	73
Vermont	74
Virginia	75
Washington	77
West Virginia	80
Wisconsin	81
Wyoming	82



MAXIMUM WEIGHTS FOR IRP CAB CARDS

ALABAMA	80,001 lbs.	MONTANA	130,000 lbs. - Special Permit over 80,000
ALBERTA	137,788 lbs. - Special Permit over 80,000	NEBRASKA	94,000 lbs. - Special Permit over 80,000
ARIZONA	80,000 lbs.	NEVADA	80,000 lbs.
ARKANSAS	80,000 lbs.	NEW HAMPSHIRE	80,000 lbs.
BRITISH COLUMBIA	139,998 lbs. - Special Permit over 139,998	NEW JERSEY	80,000 lbs.
CALIFORNIA	80,000 lbs.	NEW MEXICO	86,400 lbs. - Special Permit over 80,000
COLORADO	80,000 lbs.	NEW YORK	No Limit - Special Permit over 80,000 No Increase in Fees over 80,000
CONNECTICUT	210,000 lbs. - Special Permit over 80,000	NORTH CAROLINA	80,000 lbs.
DELAWARE	80,000 lbs.	NORTH DAKOTA	105,500 lbs. (80,000 Maximum on Interstate System)
FLORIDA	80,000 lbs.	OHIO	80,000 lbs.
GEORGIA	80,000 lbs.	OKLAHOMA	90,000 lbs. - Special Permit over 80,000
IDAHO	105,500 lbs. - Special Permit over 80,000	OREGON	105,500 lbs. - Special Permit over 80,000
ILLINOIS	80,000 lbs.	PENNSYLVANIA	80,000 lbs.
INDIANA	80,000 lbs.	RHODE ISLAND	80,000 lbs.
IOWA	230,000 lbs. - Special Permit over 80,000	SASKATCHEWAN	137,788 lbs. - Special Permit over 137,788
KANSAS	85,500 lbs. (80,000 Maximum on Interstate System)	SOUTH CAROLINA	80,000 lbs.
KENTUCKY	80,000 lbs.	SOUTH DAKOTA	130,000 lbs. - Special Permit over 80,000
LOUISIANA	88,000 lbs. - Special Permit over 80,000	TENNESSEE	80,000 lbs.
MAINE	90,000 lbs. - Special Permit over 80,000	TEXAS	80,000 lbs.
MARYLAND	80,000 lbs.	UTAH	80,000 lbs. - Special Permit over 80,000
MASSACHUSETTS	No Limit - Special Permit over 80,000 Call RAB if over 200,000 lbs. requested	VERMONT	80,099 lbs.
MICHIGAN	160,001 lbs. - No Permit Required	VIRGINIA	80,000 lbs.
MINNESOTA	201,000 lbs. - Special Permit over 80,000	WASHINGTON	105,500 lbs.
MISSISSIPPI	80,000 lbs.	WEST VIRGINIA	80,000 lbs.
MISSOURI	80,000 lbs.	WISCONSIN	80,000 lbs.
		WYOMING	117,000 lbs.

STATE OF ALABAMA

Schedule of Vehicle Registration Fees

<u>Gross Weight</u>	<u>Apr</u>	<u>May</u>	<u>Jun</u>	<u>Jul</u>	<u>Aug</u>	<u>Sep</u>	<u>Oct</u>	<u>Nov</u>	<u>Dec</u>	<u>Jan</u>	<u>Feb</u>	<u>Mar</u>
8,000	23.00	21.08	19.17	17.25	15.33	13.42	11.50	9.58	7.67	5.75	3.83	1.92
12,000	105.00	96.25	87.50	78.75	70.00	61.25	52.50	43.75	35.00	26.25	17.50	8.75
18,000	170.00	155.83	141.67	127.50	113.33	99.17	85.00	70.83	56.67	42.50	28.33	14.17
26,000	235.00	215.42	195.83	176.25	156.67	137.08	117.50	97.92	78.33	58.75	39.17	19.58
33,000	300.00	275.00	250.00	225.00	200.00	175.00	150.00	125.00	100.00	75.00	50.00	25.00
42,000	520.00	476.67	433.33	390.00	346.67	303.33	260.00	216.67	173.33	130.00	86.67	43.33
55,000	585.00	536.25	487.50	438.75	390.00	341.25	292.50	243.75	195.00	146.25	97.50	48.75
64,000	650.00	595.83	541.67	487.50	433.33	379.17	325.00	270.83	216.67	162.50	108.33	54.17
73,280	715.00	655.42	595.83	536.25	476.67	417.08	357.50	297.92	238.33	178.75	119.17	59.58
80,000	780.00	715.00	650.00	585.00	520.00	455.00	390.00	325.00	260.00	195.00	130.00	65.00
over 80,000	845.00	774.58	704.17	633.75	563.33	492.92	422.50	352.08	281.67	211.25	140.83	70.42

PROVINCE OF ALBERTA

Schedule of Vehicle Registration Fees

<u>Gross Weight</u>	<u>Apr</u>	<u>May</u>	<u>Jun</u>	<u>Jul</u>	<u>Aug</u>	<u>Sep</u>	<u>Oct</u>	<u>Nov</u>	<u>Dec</u>	<u>Jan</u>	<u>Feb</u>	<u>Mar</u>
5,513	60.00	55.00	50.00	45.00	40.00	35.00	30.00	25.00	20.00	15.00	10.00	5.00
6,615	72.00	66.00	60.00	54.00	48.00	42.00	36.00	30.00	24.00	18.00	12.00	6.00
7,938	96.00	88.00	80.00	72.00	64.00	56.00	48.00	40.00	32.00	24.00	16.00	8.00
9,702	120.00	110.00	100.00	90.00	80.00	70.00	60.00	50.00	40.00	30.00	20.00	10.00
11,686	144.00	132.00	120.00	108.00	96.00	84.00	72.00	60.00	48.00	36.00	24.00	12.00
13,891	168.00	154.00	140.00	126.00	112.00	98.00	84.00	70.00	56.00	42.00	28.00	14.00
16,758	204.00	187.00	170.00	153.00	136.00	119.00	102.00	85.00	68.00	51.00	34.00	17.00
20,286	240.00	220.00	200.00	180.00	160.00	140.00	120.00	100.00	80.00	60.00	40.00	20.00
24,256	288.00	264.00	240.00	216.00	192.00	168.00	144.00	120.00	96.00	72.00	48.00	24.00
28,665	348.00	319.00	290.00	261.00	232.00	203.00	174.00	145.00	116.00	87.00	58.00	29.00
35,280	420.00	385.00	350.00	315.00	280.00	245.00	210.00	175.00	140.00	105.00	70.00	35.00
39,689	552.00	506.00	460.00	414.00	368.00	322.00	276.00	230.00	184.00	138.00	92.00	46.00
41,895	576.00	528.00	480.00	432.00	384.00	336.00	288.00	240.00	192.00	144.00	96.00	48.00
50,716	744.00	682.00	620.00	558.00	496.00	434.00	372.00	310.00	248.00	186.00	124.00	62.00
61,740	960.00	880.00	800.00	720.00	640.00	560.00	480.00	400.00	320.00	240.00	160.00	80.00
74,970	1260.00	1155.00	1050.00	945.00	840.00	735.00	630.00	525.00	420.00	315.00	210.00	105.00
90,405	1644.00	1507.00	1370.00	1233.00	1096.00	959.00	822.00	685.00	548.00	411.00	274.00	137.00
108,045	2160.00	1980.00	1800.00	1620.00	1440.00	1260.00	1080.00	900.00	720.00	540.00	360.00	180.00
112,455	2280.00	2090.00	1900.00	1710.00	1520.00	1330.00	1140.00	950.00	760.00	570.00	380.00	190.00
116,865	2412.00	2211.00	2010.00	1809.00	1608.00	1407.00	1206.00	1005.00	804.00	603.00	402.00	201.00
121,275	2532.00	2321.00	2110.00	1899.00	1688.00	1477.00	1266.00	1055.00	844.00	633.00	422.00	211.00
125,685	2652.00	2431.00	2210.00	1989.00	1768.00	1547.00	1326.00	1105.00	884.00	663.00	442.00	221.00
130,095	2772.00	2541.00	2310.00	2079.00	1848.00	1617.00	1386.00	1155.00	924.00	693.00	462.00	231.00
134,505	2892.00	2651.00	2410.00	2169.00	1928.00	1687.00	1446.00	1205.00	964.00	723.00	482.00	241.00
138,915	3012.00	2761.00	2510.00	2259.00	2008.00	1757.00	1506.00	1255.00	1004.00	753.00	502.00	251.00

STATE OF ARIZONA

Schedule of Vehicle Registration Fees

1979 and Newer Models

<u>Gross Weight</u>	<u>Apr</u>	<u>May</u>	<u>Jun</u>	<u>Jul</u>	<u>Aug</u>	<u>Sep</u>	<u>Oct</u>	<u>Nov</u>	<u>Dec</u>	<u>Jan</u>	<u>Feb</u>	<u>Mar</u>
8,000	69.50	64.38	59.25	54.13	49.00	43.88	38.75	33.63	28.50	23.38	18.25	13.13
10,000	108.00	99.67	91.33	83.00	74.67	66.33	58.00	49.67	41.33	33.00	24.67	16.33
12,000	145.00	133.58	122.17	110.75	99.33	87.92	76.50	65.08	53.67	42.25	30.83	19.42
14,000	259.00	238.08	217.17	196.25	175.33	154.42	133.50	112.58	91.67	70.75	49.83	28.92
16,000	296.00	272.00	248.00	224.00	200.00	176.00	152.00	128.00	104.00	80.00	56.00	32.00
18,000	343.00	315.08	287.17	259.25	231.33	203.42	175.50	147.58	119.67	91.75	63.83	35.92
20,000	380.00	349.00	318.00	287.00	256.00	225.00	194.00	163.00	132.00	101.00	70.00	39.00
22,000	436.00	400.33	364.67	329.00	293.33	257.67	222.00	186.33	150.67	115.00	79.33	43.67
24,000	473.00	434.25	395.50	356.75	318.00	279.25	240.50	201.75	163.00	124.25	85.50	46.75
26,000	555.00	509.42	463.83	418.25	372.67	327.08	281.50	235.92	190.33	144.75	99.17	53.58
28,000	715.00	656.08	597.17	538.25	479.33	420.42	361.50	302.58	243.67	184.75	125.83	66.92
30,000	851.00	780.75	710.50	640.25	570.00	499.75	429.50	359.25	289.00	218.75	148.50	78.25
32,000	1005.00	921.92	838.83	755.75	672.67	589.58	506.50	423.42	340.33	257.25	174.17	91.08
36,000	1151.00	1055.75	960.50	865.25	770.00	674.75	579.50	484.25	389.00	293.75	198.50	103.25
40,000	1317.00	1207.92	1098.83	989.75	880.67	771.58	662.50	553.42	444.33	335.25	226.17	117.08
45,000	1535.00	1407.75	1280.50	1153.25	1026.00	898.75	771.50	644.25	517.00	389.75	262.50	135.25
50,000	1713.00	1570.92	1428.83	1286.75	1144.67	1002.58	860.50	718.42	576.33	434.25	292.17	150.08
55,000	1882.00	1725.83	1569.67	1413.50	1257.33	1101.17	945.00	788.83	632.67	476.50	320.33	164.17
60,000	2048.00	1878.00	1708.00	1538.00	1368.00	1198.00	1028.00	858.00	688.00	518.00	348.00	178.00
65,000	2476.00	2270.33	2064.67	1859.00	1653.33	1447.67	1242.00	1036.33	830.67	625.00	419.33	213.67
70,000	2672.00	2450.00	2228.00	2006.00	1784.00	1562.00	1340.00	1118.00	896.00	674.00	452.00	230.00
75,000	3521.00	3228.25	2935.50	2642.75	2350.00	2057.25	1764.50	1471.75	1179.00	886.25	593.50	300.75
80,000	3947.00	3618.75	3290.50	2962.25	2634.00	2305.75	1977.50	1649.25	1321.00	992.75	664.50	336.25

MAXIMUM LEGAL WEIGHT - 80,000 lbs.

STATE OF ARIZONA

Schedule of Vehicle Registration Fees

1978 and Older Models

<u>Gross Weight</u>	<u>Apr</u>	<u>May</u>	<u>Jun</u>	<u>Jul</u>	<u>Aug</u>	<u>Sep</u>	<u>Oct</u>	<u>Nov</u>	<u>Dec</u>	<u>Jan</u>	<u>Feb</u>	<u>Mar</u>
8,000	69.50	64.38	59.25	54.13	49.00	43.88	38.75	33.63	28.50	23.38	18.25	13.13
10,000	108.00	99.67	91.33	83.00	74.67	66.33	58.00	49.67	41.33	33.00	24.67	16.33
12,000	145.00	133.58	122.17	110.75	99.33	87.92	76.50	65.08	53.67	42.25	30.83	19.42
14,000	259.00	238.08	217.17	196.25	175.33	154.42	133.50	112.58	91.67	70.75	49.83	28.92
16,000	296.00	272.00	248.00	224.00	200.00	176.00	152.00	128.00	104.00	80.00	56.00	32.00
18,000	343.00	315.08	287.17	259.25	231.33	203.42	175.50	147.58	119.67	91.75	63.83	35.92
20,000	380.00	349.00	318.00	287.00	256.00	225.00	194.00	163.00	132.00	101.00	70.00	39.00
22,000	436.00	400.33	364.67	329.00	293.33	257.67	222.00	186.33	150.67	115.00	79.33	43.67
24,000	473.00	434.25	395.50	356.75	318.00	279.25	240.50	201.75	163.00	124.25	85.50	46.75
26,000	555.00	509.42	463.83	418.25	372.67	327.08	281.50	235.92	190.33	144.75	99.17	53.58
28,000	673.00	617.58	562.17	506.75	451.33	395.92	340.50	285.08	229.67	174.25	118.83	63.42
30,000	798.00	732.17	666.33	600.50	534.67	468.83	403.00	337.17	271.33	205.50	139.67	73.83
32,000	941.00	863.25	785.50	707.75	630.00	552.25	474.50	396.75	319.00	241.25	163.50	85.75
36,000	1066.00	977.83	889.67	801.50	713.33	625.17	537.00	448.83	360.67	272.50	184.33	96.17
40,000	1213.00	1112.58	1012.17	911.75	811.33	710.92	610.50	510.08	409.67	309.25	208.83	108.42
45,000	1505.00	1380.25	1255.50	1130.75	1006.00	881.25	756.50	631.75	507.00	382.25	257.50	132.75
50,000	1677.00	1537.92	1398.83	1259.75	1120.67	981.58	842.50	703.42	564.33	425.25	286.17	147.08
55,000	1844.00	1691.00	1538.00	1385.00	1232.00	1079.00	926.00	773.00	620.00	467.00	314.00	161.00
60,000	2006.00	1839.50	1673.00	1506.50	1340.00	1173.50	1007.00	840.50	674.00	507.50	341.00	174.50
65,000	2292.00	2101.67	1911.33	1721.00	1530.67	1340.33	1150.00	959.67	769.33	579.00	388.67	198.33
70,000	2472.00	2266.67	2061.33	1856.00	1650.67	1445.33	1240.00	1034.67	829.33	624.00	418.67	213.33
75,000	2666.00	2444.50	2223.00	2001.50	1780.00	1558.50	1337.00	1115.50	894.00	672.50	451.00	229.50
80,000	2825.00	2590.25	2355.50	2120.75	1886.00	1651.25	1416.50	1181.75	947.00	712.25	477.50	242.75

MAXIMUM LEGAL WEIGHT - 80,000 lbs.

STATE OF ARKANSAS

Schedule of Vehicle Registration Fees

<u>Gross Weight</u>	<u>April</u>	<u>Oct.</u>	<u>Jan.</u>	<u>Gross Weight</u>	<u>April</u>	<u>Oct.</u>	<u>Jan.</u>
6,001	39.00	19.50	9.75	46,000	508.00	254.00	127.00
8,000	52.00	26.00	13.00	48,000	530.00	265.00	132.50
10,000	65.00	32.50	16.25	50,000	553.00	276.50	138.25
12,000	78.00	39.00	19.50	52,000	575.00	287.50	143.75
14,000	91.00	45.50	22.75	54,000	597.00	298.50	149.25
16,000	104.00	52.00	26.00	56,001	692.00	346.00	173.00
18,000	117.00	58.50	29.25	58,000	716.00	358.00	179.00
20,001	169.00	84.50	42.25	60,001	819.00	409.50	204.75
22,000	186.00	93.00	46.50	62,000	846.00	423.00	211.50
24,000	203.00	101.50	50.75	64,000	874.00	437.00	218.50
26,000	220.00	110.00	55.00	66,000	901.00	450.50	225.25
28,000	237.00	118.50	59.25	68,001	972.00	486.00	243.00
30,000	254.00	127.00	63.50	70,000	1,001.00	500.50	250.25
32,000	270.00	135.00	67.50	72,000	1,030.00	515.00	257.50
34,000	287.00	143.50	71.75	73,000	1,044.00	522.00	261.00
36,000	304.00	152.00	76.00	73,280	1,350.00	675.00	337.50
38,000	321.00	160.50	80.25	76,000	1,350.00	675.00	337.50
40,001	442.00	221.00	110.50	78,000	1,350.00	675.00	337.50
42,000	464.00	232.00	116.00	80,000	1,350.00	675.00	337.50
44,000	486.00	243.00	121.50				

PROVINCE OF BRITISH COLUMBIA

Schedule of Vehicle Registration Fees in Canadian Dollars - The exchange rate fluctuates on a monthly basis

Total fee is based on a Multi-Jurisdictional Vehicle Tax in addition to registration fee

Gross Weight	Apr	May	Jun	Jul	Aug	Sep	Oct	Nov	Dec	Jan	Feb	Mar
1,102	40.00	36.80	33.20	30.00	26.80	23.20	20.00	16.80	13.20	10.00	6.80	3.20
2,205	47.00	43.24	39.01	35.25	31.49	27.26	23.50	19.74	15.51	11.75	7.99	3.76
3,307	57.00	52.44	47.31	42.75	38.19	33.06	28.50	23.94	18.81	14.25	9.69	4.56
4,409	70.00	64.40	58.10	52.50	46.90	40.60	35.00	29.40	23.10	17.50	11.90	5.60
5,512	81.00	74.52	67.23	60.75	54.27	46.98	40.50	34.02	26.73	20.25	13.77	6.48
6,614	92.00	84.64	76.36	69.00	61.64	53.36	46.00	38.64	30.36	23.00	15.64	7.36
7,716	103.00	94.76	85.49	77.25	69.01	59.74	51.50	43.26	33.99	25.75	17.51	8.24
8,818	121.00	111.32	100.43	90.75	81.07	70.18	60.50	50.82	39.93	30.25	20.57	9.68
9,921	140.00	128.80	116.20	105.00	93.80	81.20	70.00	58.80	46.20	35.00	23.80	11.20
11,023	165.00	151.80	136.95	123.75	110.55	95.70	82.50	69.30	54.45	41.25	28.05	13.20
12,125	184.00	169.28	152.72	138.00	123.28	106.72	92.00	77.28	60.72	46.00	31.28	14.72
13,228	203.00	186.76	168.49	152.25	136.01	117.74	101.50	85.26	66.99	50.75	34.51	16.24
14,330	219.00	201.48	181.77	164.25	146.73	127.02	109.50	91.98	72.27	54.75	37.23	17.52
15,432	238.00	218.96	197.54	178.50	159.46	138.04	119.00	99.96	78.54	59.50	40.46	19.04
16,535	253.00	232.76	209.99	189.75	169.51	146.74	126.50	106.26	83.49	63.25	43.01	20.24
17,637	278.00	255.76	230.74	208.50	186.26	161.24	139.00	116.76	91.74	69.50	47.26	22.24
18,739	305.00	280.60	253.15	228.75	204.35	176.90	152.50	128.10	100.65	76.25	51.85	24.40
19,842	330.00	303.60	273.90	247.50	221.10	191.40	165.00	138.60	108.90	82.50	56.10	26.40
20,944	358.00	329.36	297.14	268.50	239.86	207.64	179.00	150.36	118.14	89.50	60.86	28.64
22,046	376.00	345.92	312.08	282.00	251.92	218.08	188.00	157.92	124.08	94.00	63.92	30.08
23,149	396.00	364.32	328.68	297.00	265.32	229.68	198.00	166.32	130.68	99.00	67.32	31.68
24,251	416.00	382.72	345.28	312.00	278.72	241.28	208.00	174.72	137.28	104.00	70.72	33.28
25,353	429.00	394.68	356.07	321.75	287.43	248.82	214.50	180.18	141.57	107.25	72.93	34.32
26,455	447.00	411.24	371.01	335.25	299.49	259.26	223.50	187.74	147.51	111.75	75.99	35.76
27,558	465.00	427.80	385.95	348.75	311.55	269.70	232.50	195.30	153.45	116.25	79.05	37.20
28,660	478.00	439.76	396.74	358.50	320.26	277.24	239.00	200.76	157.74	119.50	81.26	38.24
29,762	501.00	460.92	415.83	375.75	335.67	290.58	250.50	210.42	165.33	125.25	85.17	40.08
30,865	527.00	484.84	437.41	395.25	353.09	305.66	263.50	221.34	173.91	131.75	89.59	42.16
31,967	552.00	507.84	458.16	414.00	369.84	320.16	276.00	231.84	182.16	138.00	93.84	44.16
33,069	578.00	531.76	479.74	433.50	387.26	335.24	289.00	242.76	190.74	144.50	98.26	46.24
34,172	608.00	559.36	504.64	456.00	407.36	352.64	304.00	255.36	200.64	152.00	103.36	48.64
35,274	648.00	596.16	537.84	486.00	434.16	375.84	324.00	272.16	213.84	162.00	110.16	51.84
36,376	687.00	632.04	570.21	515.25	460.29	398.46	343.50	288.54	226.71	171.75	116.79	54.96
37,479	725.00	667.00	601.75	543.75	485.75	420.50	362.50	304.50	239.25	181.25	123.25	58.00
38,581	768.00	706.56	637.44	576.00	514.56	445.44	384.00	322.56	253.44	192.00	130.56	61.44
39,683	797.00	733.24	661.51	597.75	533.99	462.26	398.50	334.74	263.01	199.25	135.49	63.76
40,786	820.00	754.40	680.60	615.00	549.40	475.60	410.00	344.40	270.60	205.00	139.40	65.60
41,888	848.00	780.16	703.84	636.00	568.16	491.84	424.00	356.16	279.84	212.00	144.16	67.84

PROVINCE OF BRITISH COLUMBIA

Schedule of Vehicle Registration Fees in Canadian Dollars (cont.)

Gross Weight	Apr	May	Jun	Jul	Aug	Sep	Oct	Nov	Dec	Jan	Feb	Mar
42,990	873.00	803.16	724.59	654.75	584.91	506.34	436.50	366.66	288.09	218.25	148.41	69.84
44,092	899.00	827.08	746.17	674.25	602.33	521.42	449.50	377.58	296.67	224.75	152.83	71.92
45,195	930.00	855.60	771.90	697.50	623.10	539.40	465.00	390.60	306.90	232.50	158.10	74.40
46,297	955.00	878.60	792.65	716.25	639.85	553.90	477.50	401.10	315.15	238.75	162.35	76.40
47,399	981.00	902.52	814.23	735.75	657.27	568.98	490.50	412.02	323.73	245.25	166.77	78.48
48,502	1007.00	926.44	835.81	755.25	674.69	584.06	503.50	422.94	332.31	251.75	171.19	80.56
49,604	1032.00	949.44	856.56	774.00	691.44	598.56	516.00	433.44	340.56	258.00	175.44	82.56
50,706	1058.00	973.36	878.14	793.50	708.86	613.64	529.00	444.36	349.14	264.50	179.86	84.64
51,809	1086.00	999.12	901.38	814.50	727.62	629.88	543.00	456.12	358.38	271.50	184.62	86.88
52,911	1114.00	1024.88	924.62	835.50	746.38	646.12	557.00	467.88	367.62	278.50	189.38	89.12
54,013	1142.00	1050.64	947.86	856.50	765.14	662.36	571.00	479.64	376.86	285.50	194.14	91.36
55,116	1180.00	1085.60	979.40	885.00	790.60	684.40	590.00	495.60	389.40	295.00	200.60	94.40
56,218	1224.00	1126.08	1015.92	918.00	820.08	709.92	612.00	514.08	403.92	306.00	208.08	97.92
57,320	1263.00	1161.96	1048.29	947.25	846.21	732.54	631.50	530.46	416.79	315.75	214.71	101.04
58,422	1302.00	1197.84	1080.66	976.50	872.34	755.16	651.00	546.84	429.66	325.50	221.34	104.16
59,525	1329.00	1222.68	1103.07	996.75	890.43	770.82	664.50	558.18	438.57	332.25	225.93	106.32
60,627	1356.00	1247.52	1125.48	1017.00	908.52	786.48	678.00	569.52	447.48	339.00	230.52	108.48
61,729	1381.00	1270.52	1146.23	1035.75	925.27	800.98	690.50	580.02	455.73	345.25	234.77	110.48
62,832	1409.00	1296.28	1169.47	1056.75	944.03	817.22	704.50	591.78	464.97	352.25	239.53	112.72
63,934	1433.00	1318.36	1189.39	1074.75	960.11	831.14	716.50	601.86	472.89	358.25	243.61	114.64
65,036	1461.00	1344.12	1212.63	1095.75	978.87	847.38	730.50	613.62	482.13	365.25	248.37	116.88
66,139	1490.00	1370.80	1236.70	1117.50	998.30	864.20	745.00	625.80	491.70	372.50	253.30	119.20
68,343	1516.00	1394.72	1258.28	1137.00	1015.72	879.28	758.00	636.72	500.28	379.00	257.72	121.28
70,548	1569.00	1443.48	1302.27	1176.75	1051.23	910.02	784.50	658.98	517.77	392.25	266.73	125.52
72,753	1621.00	1491.32	1345.43	1215.75	1086.07	940.18	810.50	680.82	534.93	405.25	275.57	129.68
74,957	1676.00	1541.92	1391.08	1257.00	1122.92	972.08	838.00	703.92	553.08	419.00	284.92	134.08
77,162	1730.00	1591.60	1435.90	1297.50	1159.10	1003.40	865.00	726.60	570.90	432.50	294.10	138.40
79,366	1815.00	1669.80	1506.45	1361.25	1216.05	1052.70	907.50	762.30	598.95	453.75	308.55	145.20
81,571	1943.00	1787.56	1612.69	1457.25	1301.81	1126.94	971.50	816.06	641.19	485.75	330.31	155.44
83,776	2013.00	1851.96	1670.79	1509.75	1348.71	1167.54	1006.50	845.46	664.29	503.25	342.21	161.04
85,980	2084.00	1917.28	1729.72	1563.00	1396.28	1208.72	1042.00	875.28	687.72	521.00	354.28	166.72
88,185	2154.00	1981.68	1787.82	1615.50	1443.18	1249.32	1077.00	904.68	710.82	538.50	366.18	172.32
90,390	2225.00	2047.00	1846.75	1668.75	1490.75	1290.50	1112.50	934.50	734.25	556.25	378.25	178.00
92,594	2298.00	2114.16	1907.34	1723.50	1539.66	1332.84	1149.00	965.16	758.34	574.50	390.66	183.84
94,799	2370.00	2180.40	1967.10	1777.50	1587.90	1374.60	1185.00	995.40	782.10	592.50	402.90	189.60
97,003	2439.00	2243.88	2024.37	1829.25	1634.13	1414.62	1219.50	1024.38	804.87	609.75	414.63	195.12
99,208	2510.00	2309.20	2083.30	1882.50	1681.70	1455.80	1255.00	1054.20	828.30	627.50	426.70	200.80
101,413	2615.00	2405.80	2170.45	1961.25	1752.05	1516.70	1307.50	1098.30	862.95	653.75	444.55	209.20
103,617	2724.00	2506.08	2260.92	2043.00	1825.08	1579.92	1362.00	1144.08	898.92	681.00	463.08	217.92
105,822	2796.00	2572.32	2320.68	2097.00	1873.32	1621.68	1398.00	1174.32	922.68	699.00	475.32	223.68

PROVINCE OF BRITISH COLUMBIA

Multi-Jurisdictional Vehicle Tax (MJV)

Purchase Price X MJV Factor = MJV Tax

MJV Factor Table

Purchase Year	MJV Factor
1998	.03294
1997	.02646
1996	.02177
1995	.01838
1994	.01597
1993	.01577
1992	.01509
1991	.01486
1990	.01497
1989 & before	.01533

British Columbia's Multi-Jurisdictional Vehicle Tax is prorated on a monthly basis based on the following factors:

<u># Months</u>	12	11	10	9	8	7	6	5	4	3	2	1
Prorate Factor	1.0	.92	.83	.75	.67	.58	.50	.42	.33	.25	.17	.08

Total Fee is based on the following:

Registration fee + Multi-jurisdictional Vehicle Tax X British Columbia mileage %

STATE OF CALIFORNIA

Schedule of Vehicle Registration Fees

**Unladen Weight Fee
Power Vehicles - Two Axles**

	<u>Apr</u>	<u>May</u>	<u>Jun</u>	<u>Jul</u>	<u>Aug</u>	<u>Sep</u>	<u>Oct</u>	<u>Nov</u>	<u>Dec</u>	<u>Jan</u>	<u>Feb</u>	<u>Mar</u>
Less than 3,000	8	7	7	6	5	5	4	3	3	2	1	1
3000 - 4000	24	22	20	18	16	14	12	10	8	6	4	2
4001 - 5000	80	73	67	60	53	47	40	33	27	20	13	7
5001 - 6000	154	141	128	116	103	90	77	64	51	39	26	13
6001 - 7000	204	187	170	153	136	119	102	85	68	51	34	17
7001 - 8000	257	236	214	193	171	150	129	107	86	64	43	21
8001 - 9000	308	282	257	231	205	180	154	128	103	77	51	26
9001 - 10000	360	330	300	270	240	210	180	150	120	90	60	30
10001 - 11000	409	375	341	307	273	239	205	170	136	102	68	34
11001 - 12000	462	424	385	347	308	270	231	193	154	116	77	39
12001 - 13000	513	470	428	385	342	299	257	214	171	128	86	43
13001 - 14000	563	516	469	422	375	328	282	235	188	141	94	47
14001 & Over	616	565	513	462	411	359	308	257	205	154	103	51

Power Units - Three or more axles and any trailer

	NO FEE											
0 - 1999												
2000 - 3000	43	39	36	32	29	25	22	18	14	11	7	4
3001 - 4000	77	71	64	58	51	45	39	32	26	19	13	6
4001 - 5000	154	141	128	116	103	90	77	64	51	39	26	13
5001 - 6000	231	212	193	173	154	135	116	96	77	58	39	19
6001 - 7000	308	282	257	231	205	180	154	128	103	77	51	26
7001 - 8000	385	353	321	289	257	225	193	160	128	96	64	32
8001 - 9000	462	424	385	347	308	270	231	193	154	116	77	39
9001 - 10000	539	494	449	404	359	314	270	225	180	135	90	45
10001 - 11000	616	565	513	462	411	359	308	257	205	154	103	51
11001 - 12000	693	635	578	520	462	404	347	289	231	173	116	58
12001 - 13000	770	706	642	578	513	449	385	321	257	193	128	64
13001 - 14000	847	776	706	635	565	494	424	353	282	212	141	71
14001 - 15000	924	847	770	693	616	539	462	385	308	231	154	77
15001 & Over	1016	931	847	762	677	593	508	423	339	254	169	85

REGISTRATION FEE

<u>Apr</u>	<u>May</u>	<u>Jun</u>	<u>Jul</u>	<u>Aug</u>	<u>Sep</u>	<u>Oct</u>	<u>Nov</u>	<u>Dec</u>	<u>Jan</u>	<u>Feb</u>	<u>Mar</u>
30	30	30	30	30	30	30	30	30	30	30	30

**Vehicle License Fee
(Equivalent Fee Factor Table)**

* Locate year of purchase.

* In the appropriate column to the right locate the equivalent factor for the month for which fees are being paid.

* Multiply the equivalent factor by the purchase price. (The purchase price must be rounded UP to the nearest odd hundred dollars, i.e. \$27,465 rounds to \$27,500).

* The product derived equals the vehicle license fee.

1998	.02000	.01837	.01670	.01503	.01336	.01169	.01002	.00835	.00668	.00501	.00334	.00167
1997	.01800	.01650	.01500	.01350	.01200	.01050	.00900	.00750	.00600	.00450	.00300	.00150
1996	.01600	.01463	.01330	.01197	.01064	.00931	.00798	.00665	.00532	.00399	.00266	.00133
1995	.01400	.01287	.01170	.01053	.00936	.00819	.00702	.00585	.00468	.00351	.00234	.00117
1994	.01200	.01100	.01000	.00900	.00800	.00700	.00600	.00500	.00400	.00300	.00200	.00100
1993	.01000	.00913	.00830	.00747	.00664	.00581	.00498	.00415	.00332	.00249	.00166	.00083
1992	.00800	.00737	.00670	.00603	.00536	.00469	.00402	.00335	.00268	.00201	.00134	.00067
1991	.00600	.00550	.00500	.00450	.00400	.00350	.00300	.00250	.00200	.00150	.00100	.00050
1990	.00500	.00462	.00420	.00378	.00336	.00294	.00252	.00210	.00168	.00126	.00084	.00042
1989	.00400	.00363	.00330	.00297	.00264	.00231	.00198	.00165	.00132	.00099	.00066	.00033
1988 or Earlier	.00300	.00275	.00250	.00225	.00200	.00175	.00150	.00125	.00100	.00075	.00050	.00025

TOTAL CALIFORNIA REGISTRATION FEE = Sum of the registration fee + the unladen weight fee
(based on the number of axles) + the vehicle license fee.

NOTE: On any original application or supplement, there is a minimum fee of \$2.00 per unit if the total fees due divided by the number of units does not equal to at least \$2.00 per unit.

STATE OF COLORADO

Schedule of Vehicle Registration Fees

Truck Tractors & Straight Trucks with Empty Weight more than 16,000

Private Use

<u>Gross Weight</u>	<u>Apr</u>	<u>May</u>	<u>Jun</u>	<u>Jul</u>	<u>Aug</u>	<u>Sep</u>	<u>Oct</u>	<u>Nov</u>	<u>Dec</u>	<u>Jan</u>	<u>Feb</u>	<u>Mar</u>
20,000	332.50	305.00	277.50	250.00	222.50	195.00	167.50	140.00	112.50	85.00	57.50	30.00
24,000	412.50	378.33	344.17	310.00	275.83	241.67	207.50	173.33	139.17	105.00	70.83	36.67
30,000	492.50	451.67	410.83	370.00	329.17	288.33	247.50	206.67	165.83	125.00	84.17	43.33
36,000	632.50	580.00	527.50	475.00	422.50	370.00	317.50	265.00	212.50	160.00	107.50	55.00
42,000	772.50	708.33	644.17	580.00	515.83	451.67	387.50	323.33	259.17	195.00	130.83	66.67
48,000	942.50	864.17	785.83	707.50	629.17	550.83	472.50	394.17	315.83	237.50	159.17	80.83
54,000	1152.50	1056.67	960.83	865.00	769.17	673.33	577.50	481.67	385.83	290.00	194.17	98.33
60,000	1372.50	1258.33	1144.17	1030.00	915.83	801.67	687.50	573.33	459.17	345.00	230.83	116.67
66,000	1572.50	1441.67	1310.83	1180.00	1049.17	918.33	787.50	656.67	525.83	395.00	264.17	133.33
74,000	1852.50	1698.33	1544.17	1390.00	1235.83	1081.67	927.50	773.33	619.17	465.00	310.83	156.67
over 74,000	1977.50	1812.92	1648.33	1483.75	1319.17	1154.58	990.00	825.42	660.83	496.25	331.67	167.08

Registration fee is based on license fee plus ownership tax X Colorado miles %.

STATE OF COLORADO

Schedule of Vehicle Registration Fees

Truck Tractors & Straight Trucks with Empty Weight more than 16,000

For Hire (Common & Contract) Carriers of Property

<u>Gross Weight</u>	<u>Apr</u>	<u>May</u>	<u>Jun</u>	<u>Jul</u>	<u>Aug</u>	<u>Sep</u>	<u>Oct</u>	<u>Nov</u>	<u>Dec</u>	<u>Jan</u>	<u>Feb</u>	<u>Mar</u>
20,000	442.50	405.83	369.17	332.50	295.83	259.17	222.50	185.83	149.17	112.50	75.83	39.17
24,000	552.50	506.67	460.83	415.00	369.17	323.33	277.50	231.67	185.83	140.00	94.17	48.33
30,000	662.50	607.50	552.50	497.50	442.50	387.50	332.50	277.50	222.50	167.50	112.50	57.50
36,000	772.50	708.33	644.17	580.00	515.83	451.67	387.50	323.33	259.17	195.00	130.83	66.67
42,000	932.50	855.00	777.50	700.00	622.50	545.00	467.50	390.00	312.50	235.00	157.50	80.00
48,000	1132.50	1038.33	944.17	850.00	755.83	661.67	567.50	473.33	379.17	285.00	190.83	96.67
54,000	1432.50	1313.33	1194.17	1075.00	955.83	836.67	717.50	598.33	479.17	360.00	240.83	121.67
60,000	1702.50	1560.83	1419.17	1277.50	1135.83	994.17	852.50	710.83	569.17	427.50	285.83	144.17
66,000	1982.50	1817.50	1652.50	1487.50	1322.50	1157.50	992.50	827.50	662.50	497.50	332.50	167.50
74,000	2262.50	2074.17	1885.83	1697.50	1509.17	1320.83	1132.50	944.17	755.83	567.50	379.17	190.83
over 74,000	2352.50	2156.67	1960.83	1765.00	1569.17	1373.33	1177.50	981.67	785.83	590.00	394.17	198.33

Registration fee is based on license fee plus ownership tax X Colorado miles %.

STATE OF COLORADO

Schedule of Vehicle Registration Fees

Straight Trucks with Empty Weight less than 16,001 lbs.

Add additional amount to fees for age of vehicle -

Less than 7 years old - \$12.00

7 to 10 years old - \$10.00

10 years old and older - \$7.00

<u>UNLADEN WEIGHT</u>	<u>Apr</u>	<u>May</u>	<u>Jun</u>	<u>Jul</u>	<u>Aug</u>	<u>Sep</u>	<u>Oct</u>	<u>Nov</u>	<u>Dec</u>	<u>Jan</u>	<u>Feb</u>	<u>Mar</u>
- 2000	10.10	9.47	8.83	8.20	7.57	6.93	6.30	5.67	5.03	4.40	3.77	3.13
2001 - 2200	10.50	9.83	9.17	8.50	7.83	7.17	6.50	5.83	5.17	4.50	3.83	3.17
2201 - 2400	10.90	10.20	9.50	8.80	8.10	7.40	6.70	6.00	5.30	4.60	3.90	3.20
2401 - 2600	11.30	10.57	9.83	9.10	8.37	7.63	6.90	6.17	5.43	4.70	3.97	3.23
2601 - 2800	11.70	10.93	10.17	9.40	8.63	7.87	7.10	6.33	5.57	4.80	4.03	3.27
2801 - 3000	12.10	11.30	10.50	9.70	8.90	8.10	7.30	6.50	5.70	4.90	4.10	3.30
3001 - 3200	12.90	12.03	11.17	10.30	9.43	8.57	7.70	6.83	5.97	5.10	4.23	3.37
3201 - 3400	13.30	12.40	11.50	10.60	9.70	8.80	7.90	7.00	6.10	5.20	4.30	3.40
3401 - 3600	18.60	17.26	15.92	14.57	13.23	11.89	10.55	9.21	7.87	6.52	5.18	3.89
3601 - 3800	19.80	18.36	16.92	15.47	14.03	12.59	11.15	9.71	8.27	6.82	5.38	3.94
3801 - 4000	21.00	19.46	17.92	16.37	14.83	13.29	11.75	10.21	8.67	7.12	5.58	4.04
4001 - 4200	22.20	20.56	18.92	17.27	15.63	13.99	12.35	10.71	9.07	7.42	5.78	4.14
4201 - 4400	23.40	21.66	19.92	18.17	16.43	14.69	12.95	11.21	9.47	7.72	5.98	4.24
4401 - 4600	37.50	34.58	31.67	28.75	25.83	22.92	20.00	17.08	14.17	11.25	8.33	5.42
4601 - 4800	41.50	38.25	35.00	31.75	28.50	25.25	22.00	18.75	15.50	12.25	9.00	5.75
4801 - 5000	45.50	41.92	38.33	34.75	31.17	27.58	24.00	20.42	16.83	13.25	9.67	6.08
5001 - 5200	49.50	45.58	41.67	37.75	33.83	29.92	26.00	22.08	18.17	14.25	10.33	6.42
5201 - 5400	53.50	49.25	45.00	40.75	36.50	32.25	28.00	23.75	19.50	15.25	11.00	6.75
5401 - 5600	57.50	52.92	48.33	43.75	39.17	34.58	30.00	25.42	20.83	16.25	11.67	7.08
5601 - 5800	61.50	56.58	51.67	46.75	41.83	36.92	32.00	27.08	22.17	17.25	12.33	7.42
5801 - 6000	65.50	60.25	55.00	49.75	44.50	39.25	34.00	28.75	23.50	18.25	13.00	7.75
6001 - 6200	69.50	63.92	58.33	52.75	47.17	41.58	36.00	30.42	24.83	19.25	13.67	8.08
6201 - 6400	73.50	67.58	61.67	55.75	49.83	43.92	38.00	32.08	26.17	22.25	14.33	8.42
6401 - 6600	77.50	71.25	65.00	58.75	52.50	46.25	40.00	33.75	27.50	21.25	15.00	8.75
6601 - 6800	81.50	74.92	68.33	61.75	55.17	48.58	42.00	35.42	28.83	22.25	15.67	9.08
6801 - 7000	85.50	78.58	71.67	64.75	57.83	50.92	44.00	37.08	30.17	23.25	16.33	9.42
7001 - 7200	89.50	82.25	75.00	67.75	60.50	53.25	46.00	38.75	31.50	24.25	17.00	9.75
7201 - 7400	93.50	85.92	78.33	70.75	63.17	55.58	48.00	40.42	32.83	25.25	17.67	10.08
7401 - 7600	97.50	89.58	81.67	73.75	65.83	57.92	50.00	42.08	34.17	26.25	18.33	10.42
7601 - 7800	101.50	93.25	85.00	76.75	68.50	60.25	52.00	43.75	35.50	27.25	19.00	10.75
7801 - 8000	105.50	96.92	88.33	79.75	71.17	62.58	54.00	45.42	36.83	28.25	19.67	11.08
8001 - 8200	109.50	100.58	91.67	82.75	73.83	64.92	56.00	47.08	38.17	29.25	20.33	11.42

State of Colorado

Straight Trucks with Empty Weight Less than 16,001 lbs. (Cont.)

<u>UNLADEN WEIGHT</u>	<u>Apr</u>	<u>May</u>	<u>Jun</u>	<u>Jul</u>	<u>Aug</u>	<u>Sep</u>	<u>Oct</u>	<u>Nov</u>	<u>Dec</u>	<u>Jan</u>	<u>Feb</u>	<u>Mar</u>
8201 - 8400	113.50	104.25	95.00	85.75	76.50	67.25	58.00	48.75	39.50	30.25	21.00	11.75
8401 - 8600	117.50	107.92	98.33	88.75	79.17	69.58	60.00	50.42	40.83	31.25	21.67	12.08
8601 - 8800	121.50	111.58	101.67	91.75	81.83	71.92	62.00	52.08	42.17	32.25	22.33	12.42
8801 - 9000	125.50	115.25	105.00	94.75	84.50	74.25	64.00	53.75	43.50	33.25	23.00	12.75
9001 - 9200	129.50	118.92	108.33	97.75	87.17	76.58	66.00	55.42	44.83	34.25	23.67	13.08
9201 - 9400	133.50	122.58	111.67	100.75	89.83	78.92	68.00	57.08	46.17	35.25	24.33	13.42
9401 - 9600	137.50	126.25	115.00	103.75	92.50	81.25	70.00	58.75	47.50	36.25	25.00	13.75
9601 - 9800	141.50	129.92	118.33	106.75	95.17	83.53	72.00	60.42	48.83	37.25	25.67	14.08
9801 - 10000	145.50	133.58	121.67	109.75	97.83	85.92	74.00	62.08	50.17	38.25	26.33	14.42
10001 - 10200	148.50	136.33	124.17	112.00	99.83	87.67	75.50	63.33	51.17	39.00	26.83	14.67
10201 - 10400	151.50	139.08	126.67	114.25	101.83	89.42	77.00	64.58	52.17	39.75	27.33	14.92
10401 - 10600	154.50	141.83	129.17	116.50	103.83	91.17	78.50	65.83	53.17	40.50	27.83	15.17
10601 - 10800	157.50	144.53	131.67	118.75	105.83	92.92	80.00	67.08	54.17	41.25	28.33	15.42
10801 - 11000	160.50	147.33	134.17	121.00	107.83	94.67	81.50	68.33	55.17	42.00	28.83	15.67
11001 - 11200	163.50	150.08	136.67	123.25	109.83	96.42	83.00	69.53	56.17	42.75	29.33	15.92
11201 - 11400	166.50	152.83	139.17	125.50	111.83	93.17	84.50	70.83	57.17	43.50	29.83	16.17
11401 - 11600	169.50	155.53	141.67	127.75	113.83	99.92	86.00	72.08	58.17	44.25	30.33	16.42
11601 - 11800	172.50	158.33	144.17	130.00	115.33	101.67	87.50	73.33	59.17	45.00	30.83	16.67
11801 - 12000	175.50	161.08	146.67	132.25	117.83	103.42	89.00	74.58	60.17	45.75	31.33	16.92
12001 - 12200	178.50	163.83	149.17	134.50	119.83	105.17	90.50	75.83	61.17	46.50	31.83	17.17
12201 - 12400	181.50	166.58	151.67	136.75	121.83	106.92	92.00	77.08	62.17	47.25	32.33	17.42
12401 - 12600	184.50	169.33	154.17	139.00	123.83	108.67	93.50	78.33	63.17	48.00	32.83	17.67
12601 - 12800	187.50	172.08	156.67	141.25	125.83	110.42	95.00	79.58	64.17	48.75	33.33	17.92
12801 - 13000	190.50	174.83	159.17	143.50	127.83	112.17	96.50	80.83	65.17	49.50	33.83	18.17
13001 - 13200	193.50	177.58	161.67	145.75	129.83	113.92	98.00	82.08	66.17	50.25	34.33	18.42
13201 - 13400	196.50	180.33	164.17	148.00	131.83	115.67	99.50	83.33	67.17	51.00	34.83	18.67
13401 - 13600	199.50	183.08	166.67	150.25	133.83	117.42	101.00	84.58	68.17	51.75	35.33	18.92
13601 - 13800	202.50	185.83	169.17	152.50	135.83	119.17	102.50	85.83	69.17	52.50	35.83	19.17
13801 - 14000	205.50	188.58	171.67	154.75	137.83	120.92	104.00	87.08	70.17	53.25	36.33	19.42
14001 - 14200	208.50	191.33	174.17	157.00	139.83	122.67	105.50	88.33	71.17	54.00	36.83	19.67
14201 - 14400	211.50	194.08	176.67	159.25	141.83	124.42	107.00	89.58	72.17	54.75	37.33	19.92
14401 - 14600	214.50	196.83	179.17	161.50	143.83	126.17	108.50	90.83	73.17	55.50	37.83	20.17
14601 - 14800	217.50	199.58	181.67	163.75	145.83	127.92	110.00	92.08	74.17	56.25	38.33	20.42
14801 - 15000	220.50	202.33	184.17	166.00	147.83	129.67	111.50	93.33	75.17	57.00	38.83	20.67
15001 - 15200	223.50	205.08	186.67	168.25	149.83	131.42	113.00	94.58	76.17	57.75	39.33	20.92
15201 - 15400	226.50	207.83	189.17	170.50	151.83	133.17	114.50	95.83	77.17	58.50	39.83	21.17
15401 - 15600	229.50	210.58	191.67	172.75	153.83	134.92	116.00	97.08	78.17	59.25	40.33	21.42
15601 - 15800	232.50	213.33	194.17	175.00	155.83	136.67	117.50	98.33	79.17	60.00	40.83	21.67
15801 - 16000	235.50	216.08	196.67	177.25	157.83	138.42	119.00	99.58	80.17	60.75	41.33	21.92

STATE OF COLORADO

**PASSENGER BUSES
(MONTHLY)**

	<u>12</u>	<u>11</u>	<u>10</u>	<u>9</u>	<u>8</u>	<u>7</u>	<u>6</u>	<u>5</u>	<u>4</u>	<u>3</u>	<u>2</u>	<u>1</u>
1 - 14 Pass. each	27.50 1.70	25.42 1.56	23.33 1.42	21.25 1.28	19.17 1.14	17.08 1.00	15.00 .86	12.92 .72	10.83 .58	8.75 .44	6.67 1.30	4.58 1.16

(MONTHLY)

	<u>12</u>	<u>11</u>	<u>10</u>	<u>9</u>	<u>8</u>	<u>7</u>	<u>6</u>	<u>5</u>	<u>4</u>	<u>3</u>	<u>2</u>	<u>1</u>
15 & over each	27.50 2.25	25.42 2.15	23.33 2.04	21.25 1.94	19.17 1.83	17.08 1.73	15.00 1.63	12.92 1.52	10.83 1.42	8.75 1.31	6.67 1.21	4.58 1.10

COLORADO SPECIFIC OWNERSHIP TAX SCHEDULE

1st year of service	2.10% of taxable value (1998 Model Year)
2nd year of service	1.50% of taxable value (1997 Model Year)
3rd year of service	1.20% of taxable value (1996 Model Year)
4th year of service	.90% of taxable value (1995 Model Year)
5th, 6th, 7th, 8th and 9th years	.45% of taxable value (1994 - 1990 Model Years) or \$10.00, whichever is greater
10th and each later year	\$3.00 (1989 and Older Model Years)

- (1) The Ownership Tax is reduced proportionately on a monthly basis commencing on the 16th day of the first month of each calendar year.
- (2) The year of use shall be determined by the year model of the motor vehicle as designated by the manufacturer thereof.
- (3) The Ownership Tax is determined by Factory List Price based on Branham's Automobile Reference Book as to make, year and (most important) the model number.
- (4) All additions to fleet must pay the fees for the remainder of the year.

Registration fee is based on the following:

Buses - License fee, Ownership Tax X Colorado miles %.

Straight trucks with empty weight less than 16,001 lbs. - Ownership Tax, empty weight fee and age fee X Colorado miles %.

All Truck-tractors and Straight trucks with empty weight more than 16,000 lbs. - Ownership Tax and gross weight fee X Colorado miles %.

STATE OF CONNECTICUT

Schedule of Vehicle Registration Fees

<u>Gross Weight</u>	<u>April - Sept.</u>	<u>Oct. - March</u>	<u>Gross Weight</u>	<u>April - Sept.</u>	<u>Oct. - March</u>
10,000	115.00	57.50	46,000	805.00	402.50
12,000	138.00	69.00	48,000	840.00	420.00
14,000	161.00	80.50	50,000	875.00	437.50
16,000	184.00	92.00	52,000	910.00	455.00
18,000	207.00	103.50	54,000	945.00	472.50
20,000	230.00	115.00	56,000	980.00	490.00
22,000	308.00	154.00	58,000	1015.00	507.50
24,000	336.00	168.00	60,000	1050.00	525.00
26,000	354.00	182.00	62,000	1085.00	542.50
28,000	392.00	196.00	64,000	1120.00	560.00
30,000	420.00	210.00	66,000	1155.00	577.50
32,000	560.00	280.00	68,000	1190.00	595.00
34,000	595.00	297.50	70,000	1225.00	612.50
36,000	630.00	315.00	72,000	1260.00	630.00
38,000	665.00	332.50	74,000	1406.00	703.00
40,000	700.00	350.00	76,000	1444.00	722.00
42,000	735.00	367.50	78,000	1482.00	741.00
44,000	770.00	385.00	80,000	1520.00	760.00

STATE OF DELAWARE

Schedule of Vehicle Registration Fees

<u>Gross Weight</u>	<u>Apr</u>	<u>May</u>	<u>Jun</u>	<u>Jul</u>	<u>Aug</u>	<u>Sep</u>	<u>Oct</u>	<u>Nov</u>	<u>Dec</u>	<u>Jan</u>	<u>Feb</u>	<u>Mar</u>
5,000	20.00	19.70	18.00	16.30	14.60	12.90	11.20	9.50	7.80	6.10	4.40	2.70
6,000	36.80	35.10	32.00	28.90	25.80	22.70	19.60	16.50	13.40	10.30	7.20	4.10
7,000	53.60	50.50	46.00	41.50	37.00	32.50	28.00	23.50	19.00	14.50	10.00	5.50
8,000	70.40	65.90	60.00	54.10	48.20	42.30	36.40	30.50	24.60	18.70	12.80	6.90
9,000	87.20	81.30	74.00	66.70	59.40	52.10	44.80	37.50	30.20	22.90	15.60	8.30
10,000	104.00	96.70	88.00	79.30	70.60	61.90	53.20	44.50	35.80	27.10	18.40	9.70
11,000	120.80	112.10	102.00	91.90	81.80	71.70	61.60	51.50	41.40	31.30	21.20	11.10
12,000	137.60	127.50	116.00	104.50	93.00	81.50	70.00	58.50	47.00	35.50	24.00	12.50
13,000	154.40	142.90	130.00	117.10	104.20	91.30	78.40	65.50	52.60	39.70	26.80	13.90
14,000	171.20	158.30	144.00	129.70	115.40	101.10	86.80	72.50	58.20	43.90	29.60	15.30
15,000	188.00	173.70	158.00	142.30	126.60	110.90	95.20	79.50	63.80	48.10	32.40	16.70
16,000	204.80	189.10	172.00	154.90	137.80	120.70	103.60	86.50	69.40	52.30	35.20	18.10
17,000	221.60	204.50	186.00	167.50	149.00	130.50	112.00	93.50	75.00	56.50	38.00	19.50
18,000	238.40	219.90	200.00	180.10	160.20	140.30	120.40	100.50	80.60	60.70	40.80	20.90
19,000	255.20	235.30	214.00	192.70	171.40	150.10	128.80	107.50	86.20	64.90	43.60	22.30
20,000	272.00	250.70	228.00	205.30	182.60	159.90	137.20	114.50	91.80	69.10	46.40	23.70
21,000	288.80	266.10	242.00	217.90	193.80	169.70	145.60	121.50	97.40	73.30	49.20	25.10
22,000	305.60	281.50	256.00	230.50	205.00	179.50	154.00	128.50	103.00	77.50	52.00	26.50
23,000	322.40	296.90	270.00	243.10	216.20	189.30	162.40	135.50	108.60	81.70	54.80	27.90
24,000	339.20	312.30	284.00	255.70	227.40	199.10	170.80	142.50	114.20	85.90	57.60	29.30
25,000	356.00	327.70	298.00	268.30	238.60	208.90	179.20	149.50	119.80	90.10	60.40	30.70
26,000	372.80	343.10	312.00	280.90	249.80	218.70	187.60	156.50	125.40	94.30	63.20	32.10
27,000	389.60	358.50	326.00	293.50	261.00	228.50	196.00	163.50	131.00	98.50	66.00	33.50
28,000	406.40	373.90	340.00	306.10	272.20	238.30	204.40	170.50	136.60	102.70	68.80	34.90
29,000	423.20	389.30	354.00	318.70	283.40	248.10	212.80	177.50	142.20	106.90	71.60	36.30
30,000	440.00	404.70	368.00	331.30	294.60	257.90	221.20	184.50	147.80	111.10	74.40	37.70
31,000	456.80	420.10	382.00	343.90	305.80	267.70	229.60	191.50	153.40	115.30	77.20	39.10
32,000	473.60	435.50	396.00	356.50	317.00	277.50	238.00	198.50	159.00	119.50	80.00	40.50
33,000	490.40	450.90	410.00	369.10	328.20	287.30	246.40	205.50	164.60	123.70	82.80	41.90
34,000	507.20	466.30	424.00	381.70	339.40	297.10	254.80	212.50	170.20	127.90	85.60	43.30
35,000	524.00	481.70	438.00	394.30	350.60	306.90	263.20	219.50	175.80	132.10	88.40	44.70
36,000	540.80	497.10	452.00	406.90	361.80	316.70	271.60	226.50	181.40	136.30	91.20	46.10
37,000	557.60	512.50	466.00	419.50	373.00	326.50	280.00	233.50	187.00	140.50	94.00	47.50
38,000	574.40	527.90	480.00	432.10	384.20	336.30	288.40	240.50	192.60	144.70	96.80	48.90
39,000	591.20	543.30	494.00	444.70	395.40	346.10	296.80	247.50	198.20	148.90	99.60	50.30
40,000	608.00	558.70	508.00	457.30	406.60	355.90	305.20	254.50	203.80	153.10	102.40	51.70
41,000	624.80	574.10	522.00	469.90	417.80	365.70	313.60	261.50	209.40	157.30	105.20	53.10

STATE OF DELAWARE

Schedule of Vehicle Registration Fees (continued)

Gross Weight	Apr	May	Jun	Jul	Aug	Sep	Oct	Nov	Dec	Jan	Feb	Mar
42,000	641.60	589.50	536.00	482.50	429.00	375.50	322.00	268.50	215.00	161.50	108.00	54.50
43,000	658.40	604.90	550.00	495.10	440.20	385.30	330.40	275.50	220.60	165.70	110.80	55.90
44,000	675.20	620.30	564.00	507.70	451.40	395.10	338.80	282.50	226.20	169.90	113.60	57.30
45,000	692.00	635.70	578.00	520.30	462.60	404.90	347.20	289.50	231.80	174.10	116.40	58.70
46,000	708.80	651.10	592.00	532.90	473.80	414.70	355.60	296.50	237.40	178.30	119.20	60.10
47,000	725.60	666.50	606.00	545.50	485.00	424.50	364.00	303.50	243.00	182.50	122.00	61.50
48,000	742.40	681.90	620.00	558.10	496.20	434.30	372.40	310.50	248.60	186.70	124.80	62.90
49,000	759.20	697.30	634.00	570.70	507.40	444.10	380.80	317.50	254.20	190.90	127.60	64.30
50,000	776.00	712.70	648.00	583.30	518.60	453.90	389.20	324.50	259.80	195.10	130.40	65.70
51,000	792.80	728.10	662.00	595.90	529.80	463.70	397.60	331.50	265.40	199.30	133.20	67.10
52,000	809.60	743.50	676.00	608.50	541.00	473.50	406.00	338.50	271.00	203.50	136.00	68.50
53,000	826.40	758.90	690.00	621.10	552.20	483.30	414.40	345.50	276.60	207.70	138.80	69.90
54,000	843.20	774.30	704.00	633.70	563.40	493.10	422.80	352.50	282.20	211.90	141.60	71.30
55,000	860.00	789.70	718.00	646.30	574.60	502.90	431.20	359.50	287.80	216.10	144.40	72.70
56,000	876.80	805.10	732.00	658.90	585.80	512.70	439.60	366.50	293.40	220.30	147.20	74.10
57,000	893.60	820.50	746.00	671.50	597.00	522.50	448.00	373.50	299.00	224.50	150.00	75.50
58,000	910.40	835.90	760.00	684.10	608.20	532.30	456.40	380.50	304.60	228.70	152.80	76.90
59,000	927.20	851.30	774.00	696.70	619.40	542.10	464.80	387.50	310.20	232.90	155.60	78.30
60,000	944.00	866.70	788.00	709.30	630.60	551.90	473.20	394.50	315.80	237.10	158.40	79.70
61,000	960.80	882.10	802.00	721.90	641.80	561.70	481.60	401.50	321.40	241.30	161.20	81.10
62,000	977.60	897.50	816.00	734.50	653.00	571.50	490.00	408.50	327.00	245.50	164.00	82.50
63,000	994.40	912.90	830.00	747.10	664.20	581.30	498.40	415.50	332.60	249.70	166.80	83.90
64,000	1011.20	928.30	844.00	759.70	675.40	591.10	506.80	422.50	338.20	253.90	169.60	85.30
65,000	1028.00	943.70	858.00	772.30	686.60	600.90	515.20	429.50	343.80	258.10	172.40	86.70
66,000	1044.80	959.10	872.00	784.90	697.80	610.70	523.60	436.50	349.40	262.30	175.20	88.10
67,000	1061.60	974.50	886.00	797.50	709.00	620.50	532.00	443.50	355.00	266.50	178.00	89.50
68,000	1078.40	989.90	900.00	810.10	720.20	630.30	540.40	450.50	360.60	270.70	180.80	90.90
69,000	1095.20	1005.30	914.00	822.70	731.40	640.10	548.80	457.50	366.20	274.90	183.60	92.30
70,000	1112.00	1020.70	928.00	835.30	742.60	649.90	557.20	464.50	371.80	279.10	186.40	93.70
71,000	1128.80	1036.10	942.00	847.90	753.80	659.70	565.60	471.50	377.40	283.30	189.20	95.10
72,000	1145.60	1051.50	956.00	860.50	765.00	669.50	574.00	478.50	383.00	287.50	192.00	96.50
73,000	1162.40	1066.90	970.00	873.10	776.20	679.30	582.40	485.50	388.60	291.70	194.80	97.90
74,000	1179.20	1082.30	984.00	885.70	787.40	689.10	590.80	492.50	394.20	295.90	197.60	99.30
75,000	1196.00	1097.70	998.00	898.30	798.60	698.90	599.20	499.50	399.80	300.10	200.40	100.70
76,000	1212.80	1113.10	1012.00	910.90	809.80	708.70	607.60	506.50	405.40	304.30	203.20	102.10
77,000	1229.60	1128.50	1026.00	923.50	821.00	718.50	616.00	513.50	411.00	308.50	206.00	103.50
78,000	1246.40	1143.90	1040.00	936.10	832.20	728.30	624.40	520.50	416.60	312.70	208.80	104.90
79,000	1263.20	1159.30	1054.00	948.70	843.40	738.10	632.80	527.50	422.20	316.90	211.60	106.30
80,000	1280.00	1174.70	1068.00	961.30	854.60	747.90	641.20	534.50	427.80	321.10	214.40	107.70

DISTRICT OF COLUMBIA

Schedule of Vehicle Registration Fees

Flat fee of \$479.00 per year prorated 1/12 monthly

Contact Washington D.C. at 202-727-2405 to verify fees

STATE OF FLORIDA

Schedule of Vehicle Registration Fees

Gross Weight	Apr	May	Jun	Jul	Aug	Sep	Oct	Nov	Dec	Jan	Feb	Mar
5,999	45.00	41.25	37.50	33.75	30.00	26.25	22.50	18.75	15.00	11.25	7.50	3.75
7,999	65.00	59.58	54.17	48.75	43.33	37.92	32.50	27.08	21.67	16.25	10.83	5.42
9,999	76.00	69.67	63.33	57.00	50.67	44.33	38.00	31.67	25.33	19.00	12.67	6.33
14,999	87.00	79.75	72.50	65.25	58.00	50.75	43.50	36.25	29.00	21.75	14.50	7.25
19,999	131.00	120.08	109.17	98.25	87.33	76.42	65.50	54.58	43.67	32.75	21.83	10.92
25,999	186.00	170.50	155.00	139.50	124.00	108.50	93.00	77.50	62.00	46.50	31.00	15.50
34,999	240.00	220.00	200.00	180.00	160.00	140.00	120.00	100.00	80.00	60.00	40.00	20.00
43,999	300.00	275.00	250.00	225.00	200.00	175.00	150.00	125.00	100.00	75.00	50.00	25.00
54,999	572.00	524.34	476.66	429.00	381.34	333.66	286.00	238.34	190.66	143.00	95.34	47.66
61,999	678.00	621.50	565.00	508.50	452.00	395.50	339.00	282.50	226.00	169.50	113.00	56.50
71,999	800.00	733.33	666.67	600.00	533.33	466.67	400.00	333.33	266.67	200.00	133.33	66.67
80,000	979.00	897.42	815.83	734.25	652.67	571.08	498.50	427.92	356.33	284.75	213.17	141.58

STATE OF GEORGIA

Schedule of Vehicle Registration Fees

Private Use

<u>Gross Weight</u>	<u>April - July</u>	<u>Aug. - Oct.</u>	<u>Nov. - Jan.</u>	<u>Feb. - Mar.</u>
30,000	45.00	33.75	22.50	11.25
36,000	70.00	52.50	35.00	17.50
44,000	115.00	86.25	57.50	28.75
54,999	190.00	142.50	95.00	47.50
63,280	300.00	225.00	150.00	75.00
80,000	400.00	300.00	200.00	100.00

For Hire (Common & Contract) Carriers of Property

<u>Gross Weight</u>	<u>April - July</u>	<u>Aug. - Oct.</u>	<u>Nov. - Jan.</u>	<u>Feb. - Mar.</u>
30,000	85.00	63.75	42.50	21.25
36,000	130.00	97.50	65.00	32.50
44,000	215.00	161.25	107.50	53.75
54,999	365.00	273.75	182.50	91.25
63,280	575.00	431.25	287.50	143.75
80,000	725.00	543.75	362.50	181.25

STATE OF IDAHO

Schedule of Vehicle Registration Fees

<u>Gross Weight</u>	<u>Apr</u>	<u>May</u>	<u>Jun</u>	<u>Jul</u>	<u>Aug</u>	<u>Sep</u>	<u>Oct</u>	<u>Nov</u>	<u>Dec</u>	<u>Jan</u>	<u>Feb</u>	<u>Mar</u>
16,000	30.60	28.05	25.50	22.95	20.40	17.85	15.30	12.75	10.20	7.65	5.10	2.55
26,000	143.40	131.45	119.50	107.55	95.60	83.65	71.70	59.75	47.80	35.85	23.90	11.95
30,000	223.80	205.15	186.50	167.85	149.20	130.55	111.90	93.25	74.60	55.95	37.30	18.65
40,000	291.60	267.30	243.00	218.70	194.40	170.10	145.80	121.50	97.20	72.90	48.60	24.30
50,000	360.00	330.00	300.00	270.00	240.00	210.00	180.00	150.00	120.00	90.00	60.00	30.00
60,000	515.40	472.45	429.50	386.55	343.60	300.65	257.70	214.75	171.80	128.85	85.90	42.95
over 60,000	120.00	110.00	100.00	90.00	80.00	70.00	60.00	50.00	40.00	30.00	20.00	10.00

STATE OF ILLINOIS

Schedule of Vehicle Registration Fees

Truck, Truck-Tractor, Tow Truck, Bus

<u>Gross Weight</u>	<u>April - June</u>	<u>July - Sept.</u>	<u>Oct. - Dec.</u>	<u>Jan. - March</u>
8,000	48.00	38.50	29.00	19.50
12,000	108.00	83.50	59.00	34.50
16,000	192.00	146.50	101.00	55.50
26,000	390.00	295.00	200.00	105.00
28,000	504.00	380.50	257.00	133.50
32,000	672.00	506.50	341.00	175.50
36,000	784.00	590.50	397.00	203.50
40,000	960.00	722.50	485.00	247.50
45,000	1110.00	835.00	560.00	285.00
50,000	1228.00	923.50	619.00	314.50
54,999	1356.00	1019.50	683.00	346.50
59,500	1464.00	1100.50	737.00	373.50
64,000	1574.00	1183.00	792.00	401.00
73,280	1802.00	1354.00	906.00	458.00
77,000	2064.00	1550.50	1037.00	523.50
80,000	2200.00	1652.50	1105.00	557.50

MAXIMUM LEGAL WEIGHT 80,000 lbs.

STATE OF INDIANA

Schedule of Vehicle Registration Fees

Trucks - Gross Weight

Gross Weight	Apr	May	Jun	Jul	Aug	Sep	Oct	Nov	Dec	Jan	Feb	Mar
7,000	20.00	20.00	20.00	20.00	20.00	20.00	20.00	20.00	20.00	20.00	20.00	20.00
9,000	40.00	40.00	40.00	40.00	40.00	40.00	40.00	40.00	40.00	40.00	40.00	40.00
11,000	70.00	70.00	70.00	70.00	70.00	70.00	70.00	70.00	70.00	70.00	70.00	70.00
16,000	135.00	135.00	135.00	135.00	135.00	135.00	67.50	56.25	45.00	33.75	22.50	11.25
20,000	175.00	175.00	175.00	175.00	175.00	175.00	87.48	72.90	58.32	43.74	29.16	14.58
26,000	235.00	235.00	235.00	235.00	235.00	235.00	117.48	97.90	78.32	58.74	39.16	19.58
30,000	295.00	295.00	295.00	295.00	295.00	295.00	147.48	122.90	98.32	73.74	49.16	24.58
36,000	413.00	413.00	413.00	413.00	413.00	413.00	206.52	172.10	137.68	103.26	68.84	34.42
42,000	506.00	506.00	506.00	506.00	506.00	506.00	253.02	210.85	168.68	126.51	84.34	42.17
48,000	627.00	627.00	627.00	627.00	627.00	627.00	313.50	261.25	209.00	156.75	104.50	52.25
54,000	730.00	730.00	730.00	730.00	730.00	730.00	364.98	304.15	243.32	182.49	121.66	60.83
60,000	810.00	810.00	810.00	810.00	810.00	810.00	405.00	337.50	270.00	202.50	135.00	67.50
66,000	858.00	858.00	858.00	858.00	858.00	858.00	429.00	357.50	286.00	214.50	143.00	71.50
Over												
66,000	956.00	956.00	956.00	956.00	956.00	956.00	478.02	398.35	318.68	239.01	159.34	79.67

Tractors - Combined Gross Weight

Gross Weight	Apr	May	Jun	Jul	Aug	Sep	Oct	Nov	Dec	Jan	Feb	Mar
20,000	170.00	170.00	170.00	170.00	170.00	170.00	85.02	70.85	56.68	42.51	28.34	14.17
26,000	310.00	310.00	310.00	310.00	310.00	310.00	154.98	129.15	103.32	77.49	51.66	25.83
30,000	390.00	390.00	390.00	390.00	390.00	390.00	195.00	162.50	130.00	97.50	65.00	32.50
36,000	495.00	495.00	495.00	495.00	495.00	495.00	247.50	206.25	165.00	123.75	82.50	41.25
42,000	545.00	545.00	545.00	545.00	545.00	545.00	272.52	227.10	181.68	136.26	90.84	45.42
48,000	660.00	660.00	660.00	660.00	660.00	660.00	330.00	275.00	220.00	165.00	110.00	55.00
54,000	715.00	715.00	715.00	715.00	715.00	715.00	357.48	297.90	238.32	178.74	119.16	59.58
60,000	800.00	800.00	800.00	800.00	800.00	800.00	400.02	333.35	266.68	200.01	133.34	66.67
66,000	865.00	865.00	865.00	865.00	865.00	865.00	432.48	360.40	288.32	216.24	144.16	72.08
72,000	975.00	975.00	975.00	975.00	975.00	975.00	487.50	406.25	325.00	243.75	162.50	81.25
74,000	1050.00	1050.00	1050.00	1050.00	1050.00	1050.00	525.00	437.50	350.00	262.50	175.00	87.50
76,000	1165.00	1165.00	1165.00	1165.00	1165.00	1165.00	582.48	485.40	388.32	291.24	194.16	97.08
78,000	1240.00	1240.00	1240.00	1240.00	1240.00	1240.00	619.98	516.65	413.32	309.99	206.66	103.33
Over												
78,000	1350.00	1350.00	1350.00	1350.00	1350.00	1350.00	675.00	562.50	450.00	337.50	225.00	112.50

STATE OF IOWA

Schedule of Vehicle Registration Fees

<u>Gross Weight</u>	<u>Apr</u>	<u>May</u>	<u>Jun</u>	<u>Jul</u>	<u>Aug</u>	<u>Sep</u>	<u>Oct</u>	<u>Nov</u>	<u>Dec</u>	<u>Jan</u>	<u>Feb</u>	<u>Mar</u>
8,000	80.00	74.00	66.00	60.00	54.00	46.00	40.00	34.00	26.00	20.00	14.00	6.00
10,000	90.00	83.00	75.00	68.00	60.00	52.00	45.00	38.00	30.00	23.00	15.00	7.00
12,000	105.00	97.00	87.00	79.00	70.00	61.00	53.00	44.00	35.00	26.00	18.00	8.00
14,000	130.00	120.00	108.00	98.00	87.00	75.00	65.00	55.00	43.00	33.00	22.00	10.00
16,000	165.00	152.00	137.00	124.00	111.00	96.00	83.00	69.00	54.00	41.00	28.00	13.00
18,000	200.00	184.00	166.00	150.00	134.00	116.00	100.00	84.00	66.00	50.00	34.00	16.00
20,000	235.00	216.00	195.00	176.00	157.00	136.00	118.00	99.00	78.00	59.00	40.00	19.00
22,000	270.00	248.00	224.00	203.00	181.00	157.00	135.00	113.00	89.00	68.00	46.00	22.00
24,000	305.00	281.00	253.00	229.00	204.00	177.00	153.00	128.00	101.00	76.00	52.00	24.00
26,000	340.00	313.00	282.00	255.00	228.00	197.00	170.00	143.00	112.00	85.00	58.00	27.00
28,000	375.00	345.00	311.00	281.00	251.00	218.00	188.00	158.00	124.00	94.00	64.00	30.00
30,000	445.00	409.00	369.00	334.00	298.00	258.00	223.00	187.00	147.00	111.00	76.00	36.00
32,000	485.00	446.00	403.00	364.00	325.00	281.00	243.00	204.00	160.00	121.00	82.00	39.00
34,000	525.00	483.00	436.00	394.00	352.00	305.00	263.00	221.00	173.00	131.00	89.00	42.00
36,000	565.00	520.00	469.00	424.00	379.00	328.00	283.00	237.00	186.00	141.00	96.00	45.00
38,000	610.00	561.00	506.00	458.00	409.00	354.00	305.00	256.00	201.00	153.00	104.00	49.00
40,000	675.00	621.00	560.00	506.00	452.00	392.00	338.00	284.00	223.00	169.00	115.00	54.00
42,000	715.00	658.00	593.00	536.00	479.00	415.00	358.00	300.00	236.00	179.00	122.00	57.00
44,000	755.00	695.00	627.00	566.00	506.00	438.00	378.00	317.00	249.00	189.00	128.00	60.00
46,000	795.00	731.00	660.00	596.00	533.00	461.00	398.00	334.00	262.00	199.00	135.00	64.00
48,000	835.00	768.00	693.00	626.00	559.00	484.00	418.00	351.00	276.00	209.00	142.00	67.00
50,000	965.00	888.00	801.00	724.00	647.00	560.00	483.00	405.00	318.00	241.00	164.00	77.00
52,000	1010.00	929.00	838.00	758.00	677.00	586.00	505.00	424.00	333.00	253.00	172.00	81.00
54,000	1060.00	975.00	880.00	795.00	710.00	615.00	530.00	445.00	350.00	265.00	180.00	85.00
56,000	1105.00	1017.00	917.00	829.00	740.00	641.00	553.00	464.00	365.00	276.00	188.00	88.00
58,000	1150.00	1058.00	955.00	863.00	771.00	667.00	575.00	483.00	380.00	288.00	196.00	92.00
60,000	1200.00	1104.00	996.00	900.00	804.00	696.00	600.00	504.00	396.00	300.00	204.00	96.00
62,000	1245.00	1145.00	1033.00	934.00	834.00	722.00	623.00	523.00	411.00	311.00	212.00	100.00
64,000	1295.00	1191.00	1075.00	971.00	868.00	751.00	648.00	544.00	427.00	324.00	220.00	104.00
66,000	1340.00	1233.00	1112.00	1005.00	898.00	777.00	670.00	563.00	442.00	335.00	228.00	107.00
68,000	1415.00	1302.00	1174.00	1061.00	948.00	821.00	708.00	594.00	467.00	354.00	241.00	113.00
70,000	1465.00	1348.00	1216.00	1099.00	982.00	850.00	733.00	615.00	483.00	366.00	249.00	117.00
72,000	1510.00	1389.00	1253.00	1133.00	1012.00	876.00	755.00	634.00	498.00	378.00	257.00	121.00
74,000	1555.00	1431.00	1291.00	1166.00	1042.00	902.00	778.00	653.00	513.00	389.00	264.00	124.00
76,000	1605.00	1477.00	1332.00	1204.00	1075.00	931.00	803.00	674.00	530.00	401.00	273.00	128.00
78,000	1650.00	1518.00	1370.00	1238.00	1106.00	957.00	825.00	693.00	545.00	413.00	281.00	132.00
80,000	1695.00	1559.00	1407.00	1271.00	1136.00	983.00	848.00	712.00	559.00	424.00	288.00	136.00

Full year fee is an additional \$80.00 per ton for weights over 80,000 lbs.

Weight increases requested during the first six months of the year are calculated from January (or the month of addition to the fleet if greater than January). Involuntary weight increases are calculated from the month of addition.

STATE OF KANSAS

Schedule of Vehicle Registration Fees

<u>Gross Weight</u>	<u>April - June</u>	<u>Jul</u>	<u>Aug</u>	<u>Sep</u>	<u>Oct</u>	<u>Nov</u>	<u>Dec</u>	<u>Jan</u>	<u>Feb</u>	<u>Mar</u>
16,000	100.00	75.00	66.67	58.33	50.00	41.67	33.33	25.00	16.66	8.33
20,000	130.00	97.47	86.64	75.81	64.98	54.15	43.32	32.49	21.66	10.83
24,000	195.00	146.25	130.00	113.75	97.50	81.25	65.00	48.75	32.50	16.25
30,000	310.00	232.47	206.64	180.81	154.98	129.15	103.32	77.49	51.66	25.83
36,000	370.00	277.47	246.64	215.81	184.98	154.15	123.32	92.49	61.66	30.83
42,000	470.00	352.53	313.36	274.19	235.02	195.85	156.68	117.51	78.34	39.17
48,000	600.00	450.00	400.00	350.00	300.00	250.00	200.00	150.00	100.00	50.00
54,000	800.00	600.03	533.36	466.69	400.02	333.35	266.68	200.01	133.34	66.67
60,000	1000.00	749.97	666.64	583.31	499.98	416.65	333.32	249.99	166.66	83.33
66,000	1200.00	900.00	800.00	700.00	600.00	500.00	400.00	300.00	200.00	100.00
74,000	1525.00	1143.72	1016.64	889.56	762.48	635.40	508.32	381.24	254.16	127.08
80,000	1725.00	1293.75	1150.00	1006.25	862.50	718.75	575.00	431.25	287.50	143.75
*85,500	1925.00	1443.78	1283.36	1122.94	962.52	802.10	641.68	481.26	320.84	160.42

*Gross weight in excess of 80,000 pounds not applicable for Interstate and Defense Highways.

STATE OF KENTUCKY

Schedule of Vehicle Registration Fees

<u>Gross Weight</u>	<u>Apr</u>	<u>May</u>	<u>Jun</u>	<u>Jul</u>	<u>Aug</u>	<u>Sep</u>	<u>Oct</u>	<u>Nov</u>	<u>Dec</u>	<u>Jan</u>	<u>Feb</u>	<u>Mar</u>
10,000	24.00	22.00	20.00	18.00	16.00	14.00	12.00	10.00	8.00	6.00	4.00	2.00
14,000	30.00	27.50	25.00	22.50	20.00	17.50	15.00	12.50	10.00	7.50	5.00	2.50
18,000	50.00	45.83	41.67	37.50	33.33	29.17	25.00	20.83	16.67	12.50	8.33	4.17
22,000	132.00	121.00	110.00	99.00	88.00	77.00	66.00	55.00	44.00	33.00	22.00	11.00
26,000	160.00	146.67	133.33	120.00	106.67	93.31	80.00	66.67	53.33	40.00	26.67	13.33
32,000	216.00	198.00	180.00	162.00	144.00	126.00	108.00	90.00	72.00	54.00	36.00	18.00
38,000	300.00	275.00	250.00	225.00	200.00	175.00	150.00	125.00	100.00	75.00	50.00	25.00
44,000	474.00	434.50	395.00	355.50	316.00	276.50	237.00	197.50	158.00	118.50	79.00	39.50
55,000	544.00	498.67	453.33	408.00	362.67	317.33	272.00	226.67	181.33	136.00	90.67	45.33
62,000	882.00	808.50	735.00	661.50	588.00	514.50	441.00	367.50	294.00	220.50	147.00	73.50
73,280	1125.00	1031.25	937.50	843.75	750.00	656.25	562.50	468.75	375.00	281.25	187.50	93.75
80,000	1260.00	1155.00	1050.00	945.00	840.00	735.00	630.00	525.00	420.00	315.00	210.00	105.00

Kentucky highways are presently classified in a manner that allows no more than 80,000 pounds.

STATE OF LOUISIANA

Schedule of Vehicle Registration Fees

<u>Gross Weight</u>	<u>April - August</u>	<u>Sept</u>	<u>Oct</u>	<u>Nov</u>	<u>Dec</u>	<u>Jan</u>	<u>Feb</u>	<u>Mar</u>
8,000	28.00	16.31	13.98	11.65	9.32	6.99	4.66	2.33
10,000	36.00	21.00	18.00	15.00	12.00	9.00	6.00	3.00
12,000	45.60	26.60	22.80	19.00	15.20	11.40	7.60	3.80
14,000	53.20	31.01	26.58	22.15	17.72	13.29	8.86	4.43
16,000	60.80	35.49	30.42	25.35	20.28	15.21	10.14	5.07
18,000	68.40	39.90	34.20	28.50	22.80	17.10	11.40	5.70
20,000	76.00	44.31	37.98	31.65	25.32	18.99	12.66	6.33
22,000	83.60	48.79	41.82	34.85	27.88	20.91	13.94	6.97
24,000	144.00	84.00	72.00	60.00	48.00	36.00	24.00	12.00
26,000	156.00	91.00	78.00	65.00	52.00	39.00	26.00	13.00
28,000	168.00	98.00	84.00	70.00	56.00	42.00	28.00	14.00
30,000	180.00	105.00	90.00	75.00	60.00	45.00	30.00	15.00
32,000	192.00	112.00	96.00	80.00	64.00	48.00	32.00	16.00
34,000	204.00	119.00	102.00	85.00	68.00	51.00	34.00	17.00
36,000	216.00	126.00	108.00	90.00	72.00	54.00	36.00	18.00
38,000	239.40	139.65	119.70	99.75	79.80	59.85	39.90	19.95
40,000	252.00	147.00	126.00	105.00	84.00	63.00	42.00	21.00
42,000	264.60	154.35	132.30	110.25	88.20	66.15	44.10	22.05
44,000	277.20	161.70	138.60	115.50	92.40	69.30	46.20	23.10
46,000	289.80	169.05	144.90	120.75	96.60	72.45	48.30	24.15
48,000	302.40	176.40	151.20	126.00	100.80	75.60	50.40	25.20
50,000	315.00	183.75	157.50	131.25	105.00	78.75	52.50	26.25
52,000	327.60	191.10	163.80	136.50	109.20	81.90	54.60	27.30
54,000	340.20	198.45	170.10	141.75	113.40	85.05	56.70	28.35
56,000	352.80	205.80	176.40	147.00	117.60	88.20	58.80	29.40
58,000	365.40	213.15	182.70	152.25	121.80	91.35	60.90	30.45
60,000	378.00	220.50	189.00	157.50	126.00	94.50	63.00	31.50
62,000	390.60	227.85	195.30	162.75	130.20	97.65	65.10	32.55
64,000	403.20	235.20	201.60	168.00	134.40	100.80	67.20	33.60
66,000	415.80	242.55	207.90	173.25	138.60	103.95	69.30	34.65
68,000	428.40	249.90	214.20	178.50	142.80	107.10	71.40	35.70
70,000	441.00	257.25	220.50	183.75	147.00	110.25	73.50	36.75
72,000	453.60	264.60	226.80	189.00	151.20	113.40	75.60	37.80
74,000	466.20	271.95	233.10	194.25	155.40	116.55	77.70	38.85
76,000	478.80	279.30	239.40	199.50	159.60	119.70	79.80	39.90
78,000	491.40	286.65	245.70	204.75	163.80	122.85	81.90	40.95
80,000	504.00	294.00	252.00	210.00	168.00	126.00	84.00	42.00
82,000	524.80	306.11	262.38	218.65	174.92	131.19	87.46	43.73
84,000	537.60	313.60	268.80	224.00	179.20	134.40	89.60	44.80
86,000	550.40	321.09	275.22	229.35	183.48	137.61	91.74	45.87
88,000	563.20	328.51	281.58	234.65	187.72	140.79	93.86	46.93

STATE OF MAINE

Schedule of Vehicle Registration Fees

Straight Trucks

<u>Gross Weight</u>	<u>Apr</u>	<u>May</u>	<u>Jun</u>	<u>Jul</u>	<u>Aug</u>	<u>Sep</u>	<u>Oct</u>	<u>Nov</u>	<u>Dec</u>	<u>Jan</u>	<u>Feb</u>	<u>Mar</u>
6,000	23.00	21.08	19.17	17.25	15.33	13.42	11.50	9.58	7.87	5.75	3.83	1.92
9,000	29.00	26.58	24.17	21.75	19.33	18.92	14.50	12.08	9.67	7.25	4.83	2.42
12,000	46.00	42.17	38.33	34.50	30.67	26.83	23.00	19.17	15.33	11.50	7.67	3.83
14,000	79.00	72.42	65.83	59.25	52.67	46.08	39.50	32.92	26.33	19.75	13.17	6.58
16,000	103.00	94.42	85.83	77.25	68.67	60.08	51.50	42.92	34.33	25.75	17.17	8.58
18,000	128.00	117.33	106.67	96.00	85.33	74.67	64.00	53.33	42.67	32.00	21.33	10.67
20,000	159.00	145.75	132.50	119.25	106.00	92.75	79.50	66.25	53.00	39.75	26.50	13.25
23,000	186.00	170.50	155.00	139.50	124.00	108.50	93.00	77.50	62.00	46.50	31.00	15.50
26,000	218.00	199.83	181.67	163.50	145.33	127.17	109.00	90.83	72.67	54.50	36.33	18.17
28,000	265.00	242.92	220.83	198.75	176.87	154.58	132.50	110.42	88.33	66.25	44.17	22.08
32,000	306.00	280.50	255.00	229.50	204.00	178.50	153.00	127.50	102.00	76.50	51.00	25.50
34,000	340.00	311.67	283.33	255.00	226.67	198.33	170.00	141.67	113.33	85.00	56.67	28.33
38,000	377.00	345.58	314.17	282.75	251.33	219.92	188.50	157.08	125.67	94.25	62.83	31.42
40,000	401.00	367.58	334.17	300.75	267.33	233.92	200.50	167.08	133.67	100.25	66.83	33.42
42,000	424.00	388.67	353.33	318.00	282.67	247.33	212.00	176.67	141.33	106.00	70.67	35.33
45,000	448.00	410.67	373.33	336.00	298.67	261.33	224.00	186.67	149.33	112.00	74.67	37.33
48,000	495.00	453.75	412.50	371.25	330.00	288.75	247.50	206.25	165.00	123.75	82.50	41.25
51,000	531.00	486.75	442.50	398.25	354.00	309.75	265.50	221.25	177.00	132.75	88.50	44.25
54,000	566.00	518.83	471.67	424.50	377.33	330.17	283.00	235.83	188.67	141.50	94.33	47.17
55,000	578.00	529.83	481.67	433.50	385.33	337.17	289.00	240.83	192.67	144.50	96.33	48.17
60,000	638.00	584.83	531.67	478.50	425.33	372.17	319.00	265.83	212.67	159.50	106.33	53.17
65,000	697.00	638.92	580.83	522.75	464.67	406.58	348.50	290.42	232.33	174.25	116.17	58.08
69,000	760.00	696.87	633.33	570.00	506.67	443.33	380.00	316.67	253.33	190.00	126.67	63.33
72,000	795.00	728.75	662.50	596.25	530.00	463.75	397.50	331.25	265.00	198.75	132.50	66.25
75,000	819.00	750.75	682.50	614.25	546.00	477.75	409.50	341.25	273.00	204.75	136.50	68.25
78,000	855.00	783.75	712.50	641.25	570.00	498.75	427.50	356.25	285.00	213.75	142.50	71.25
80,000	875.00	802.08	729.17	656.25	583.33	510.42	437.50	364.58	291.67	218.75	145.83	72.92
90,000	980.00	898.33	816.67	735.00	653.33	571.87	490.00	408.33	326.67	245.00	163.33	81.67

STATE OF MAINE

Schedule of Vehicle Registration Fees

Tractors, Truck Tractor, Road Tractors

<u>Gross Weight</u>	<u>Apr</u>	<u>May</u>	<u>Jun</u>	<u>Jul</u>	<u>Aug</u>	<u>Sep</u>	<u>Oct</u>	<u>Nov</u>	<u>Dec</u>	<u>Jan</u>	<u>Feb</u>	<u>Mar</u>
26,000	178.00	163.17	148.33	133.50	118.67	103.83	89.00	74.17	59.33	44.50	29.67	14.83
28,000	225.00	206.25	187.50	168.75	150.00	131.25	112.50	93.75	75.00	56.25	37.50	18.75
32,000	266.00	243.83	221.67	199.50	177.33	155.17	133.00	110.83	88.67	66.50	44.33	22.17
34,000	300.00	275.00	250.00	225.00	200.00	175.00	150.00	125.00	100.00	75.00	50.00	25.00
38,000	337.00	308.92	280.83	252.75	224.67	196.58	168.50	140.42	112.33	84.25	56.17	28.08
40,000	361.00	330.92	300.83	270.75	240.67	210.58	180.50	150.42	120.33	90.25	60.17	30.08
42,000	384.00	352.00	320.00	288.00	256.00	224.00	192.00	160.00	128.00	96.00	64.00	32.00
45,000	408.00	374.00	340.00	306.00	272.00	238.00	204.00	170.00	136.00	102.00	68.00	34.00
48,000	455.00	417.08	379.17	341.25	303.33	265.42	227.50	189.58	151.67	113.75	75.83	37.92
51,000	491.00	450.08	409.17	368.25	327.33	286.42	245.50	204.58	163.67	122.75	81.83	40.92
54,000	526.00	482.17	438.33	394.50	350.67	306.83	263.00	219.17	175.33	131.50	87.67	43.83
55,000	538.00	493.17	448.33	403.50	358.67	313.83	269.00	224.17	179.33	134.50	89.67	44.83
60,000	598.00	548.17	498.33	448.50	398.67	348.83	299.00	249.17	199.33	149.50	99.67	49.83
65,000	657.00	602.25	547.50	492.75	438.00	383.25	328.50	273.75	219.00	164.25	109.50	54.75
69,000	720.00	660.00	600.00	540.00	480.00	420.00	360.00	300.00	240.00	180.00	120.00	60.00
72,000	755.00	692.08	629.17	566.25	503.33	440.42	377.50	314.58	251.67	188.75	125.83	62.92
75,000	779.00	714.08	649.17	584.25	519.33	454.42	389.50	324.58	259.67	194.75	129.83	64.92
78,000	815.00	747.08	679.17	611.25	543.33	475.42	407.50	339.58	271.67	203.75	135.83	67.92
80,000	835.00	765.42	695.83	626.25	556.67	487.08	417.50	347.92	278.33	208.75	139.17	69.58
90,000	940.00	861.67	783.33	705.00	626.67	548.33	470.00	391.67	313.33	235.00	156.67	78.33

STATE OF MAINE

Schedule of Vehicle Registration Fees

VALUE FEE

<u>YEAR</u> <u>MODEL</u>	<u>Apr</u>	<u>May</u>	<u>Jun</u>	<u>Jul</u>	<u>Aug</u>	<u>Sep</u>	<u>Oct</u>	<u>Nov</u>	<u>Dec</u>	<u>Jan</u>	<u>Feb</u>	<u>Mar</u>
1998	.02400	.02200	.02000	.01800	.01600	.01400	.01200	.01000	.00800	.00600	.00400	.00200
1997	.01750	.01606	.01460	.01314	.01168	.01022	.00875	.00730	.00584	.00438	.00292	.00146
1996	.01350	.01243	.01130	.01017	.00904	.00791	.00675	.00565	.00452	.00338	.00226	.00113
1995	.01000	.00913	.00830	.00747	.00664	.00581	.00500	.00415	.00332	.00250	.00166	.00083
1994	.00650	.00594	.00540	.00486	.00432	.00378	.00325	.00270	.00216	.00163	.00108	.00054
1993	.00400	.00363	.00330	.00297	.00264	.00231	.00200	.00165	.00132	.00100	.00066	.00033
OR OLDER												

Formula: Purchase price X mil rate (above) = Value Fee
 Value Fee is then applied to Maine mileage percentage.

STATE OF MARYLAND

Schedule of Vehicle Registration Fees

Straight Trucks

Gross Weight	Apr	May	Jun	Jul	Aug	Sep	Oct	Nov	Dec	Jan	Feb	Mar
10,000	47.50	47.50	47.50	47.50	47.50	47.50	23.75	23.75	23.75	23.75	23.75	23.75
12,000	57.00	57.00	57.00	57.00	57.00	57.00	28.50	28.50	28.50	28.50	28.50	28.50
14,000	66.50	66.50	66.50	66.50	66.50	66.50	33.25	33.25	33.25	33.25	33.25	33.25
16,000	76.00	76.00	76.00	76.00	76.00	76.00	38.00	38.00	38.00	38.00	38.00	38.00
18,000	85.50	85.50	85.50	85.50	85.50	85.50	42.75	42.75	42.75	42.75	42.75	42.75
20,000	150.00	150.00	150.00	150.00	150.00	150.00	75.00	75.00	75.00	75.00	75.00	75.00
22,000	165.00	165.00	165.00	165.00	165.00	165.00	82.50	82.50	82.50	82.50	82.50	82.50
24,000	180.00	180.00	180.00	180.00	180.00	180.00	90.00	90.00	90.00	90.00	90.00	90.00
26,000	195.00	195.00	195.00	195.00	195.00	195.00	97.50	97.50	97.50	97.50	97.50	97.50
28,000	238.00	238.00	238.00	178.50	178.50	178.50	119.00	119.00	119.00	59.50	59.50	59.50
30,000	255.00	255.00	255.00	191.25	191.25	191.25	127.50	127.50	127.50	63.75	63.75	63.75
32,000	272.00	272.00	272.00	204.00	204.00	204.00	136.00	136.00	136.00	68.00	68.00	68.00
34,000	289.00	289.00	289.00	216.75	216.75	216.75	144.50	144.50	144.50	72.25	72.25	72.25
36,000	306.00	306.00	306.00	229.50	229.50	229.50	153.00	153.00	153.00	76.50	76.50	76.50
38,000	323.00	323.00	323.00	242.25	242.25	242.25	161.50	161.50	161.50	80.75	80.75	80.75
40,000	340.00	340.00	340.00	255.00	255.00	255.00	170.00	170.00	170.00	85.00	85.00	85.00
42,000	441.00	441.00	441.00	330.75	330.75	330.75	220.50	220.50	220.50	110.25	110.25	110.25
44,000	462.00	462.00	462.00	346.50	346.50	346.50	231.00	231.00	231.00	115.50	115.50	115.50
46,000	483.00	483.00	483.00	362.25	362.25	362.25	241.50	241.50	241.50	120.75	120.75	120.75
48,000	504.00	504.00	504.00	378.00	378.00	378.00	252.00	252.00	252.00	126.00	126.00	126.00
50,000	525.00	525.00	525.00	393.75	393.75	393.75	262.50	262.50	262.50	131.25	131.25	131.25
52,000	546.00	546.00	546.00	409.50	409.50	409.50	273.00	273.00	273.00	136.50	136.50	136.50
54,000	567.00	567.00	567.00	425.25	425.25	425.25	283.50	283.50	283.50	141.75	141.75	141.75
56,000	588.00	588.00	588.00	441.00	441.00	441.00	294.00	294.00	294.00	147.00	147.00	147.00
58,000	609.00	609.00	609.00	456.75	456.75	456.75	304.50	304.50	304.50	152.25	152.25	152.25
60,000	630.00	630.00	630.00	472.50	472.50	472.50	315.00	315.00	315.00	157.50	157.50	157.50

STATE OF MARYLAND

Schedule of Vehicle Registration Fees

Tractors, Truck Tractor, Road Tractors

Gross Weight	Apr	May	Jun	Jul	Aug	Sep	Oct	Nov	Dec	Jan	Feb	Mar
40,000	580.00	580.00	580.00	435.00	435.00	435.00	290.00	290.00	290.00	145.00	145.00	145.00
42,000	609.00	609.00	609.00	456.75	456.75	456.75	304.50	304.50	304.50	152.25	152.25	152.25
44,000	638.00	638.00	638.00	478.50	478.50	478.50	319.00	319.00	319.00	159.50	159.50	159.50
46,000	667.00	667.00	667.00	500.25	500.25	500.25	333.50	333.50	333.50	166.75	166.75	166.75
48,000	696.00	696.00	696.00	522.00	522.00	522.00	348.00	348.00	348.00	174.00	174.00	174.00
50,000	725.00	725.00	725.00	543.75	543.75	543.75	362.50	362.50	362.50	181.25	181.25	181.25
52,000	754.00	754.00	754.00	565.50	565.50	565.50	377.00	377.00	377.00	188.50	188.50	188.50
54,000	783.00	783.00	783.00	587.25	587.25	587.25	391.50	391.50	391.50	195.75	195.75	195.75
56,000	812.00	812.00	812.00	609.00	609.00	609.00	406.00	406.00	406.00	203.00	203.00	203.00
58,000	841.00	841.00	841.00	630.75	630.75	630.75	420.50	420.50	420.50	210.25	210.25	210.25
60,000	870.00	870.00	870.00	652.50	652.50	652.50	435.00	435.00	435.00	217.50	217.50	217.50
62,000	992.00	992.00	992.00	744.00	744.00	744.00	496.00	496.00	496.00	248.00	248.00	248.00
64,000	1024.00	1024.00	1024.00	768.00	768.00	768.00	512.00	512.00	512.00	256.00	256.00	256.00
66,000	1056.00	1056.00	1056.00	792.00	792.00	792.00	528.00	528.00	528.00	264.00	264.00	264.00
68,000	1088.00	1088.00	1088.00	816.00	816.00	816.00	544.00	544.00	544.00	272.00	272.00	272.00
70,000	1120.00	1120.00	1120.00	840.00	840.00	840.00	560.00	560.00	560.00	280.00	280.00	280.00
72,000	1152.00	1152.00	1152.00	864.00	864.00	864.00	576.00	576.00	576.00	288.00	288.00	288.00
74,000	1184.00	1184.00	1184.00	888.00	888.00	888.00	592.00	592.00	592.00	296.00	296.00	296.00
76,000	1216.00	1216.00	1216.00	912.00	912.00	912.00	608.00	608.00	608.00	304.00	304.00	304.00
78,000	1248.00	1248.00	1248.00	936.00	936.00	936.00	624.00	624.00	624.00	312.00	312.00	312.00
80,000	1280.00	1280.00	1280.00	960.00	960.00	960.00	640.00	640.00	640.00	320.00	320.00	320.00

STATE OF MASSACHUSETTS

Schedule of Vehicle Registration Fees

<u>Gross Weight</u>	<u>Apr</u>	<u>May</u>	<u>Jun</u>	<u>Jul</u>	<u>Aug</u>	<u>Sep</u>	<u>Oct</u>	<u>Nov</u>	<u>Dec</u>	<u>Jan</u>	<u>Feb</u>	<u>Mar</u>
4,000	48.00	44.00	40.00	36.00	32.00	28.00	24.00	20.00	16.00	12.00	8.00	4.00
5,000	60.00	55.00	50.00	45.00	40.00	35.00	30.00	25.00	20.00	15.00	10.00	5.00
6,000	90.00	82.50	75.00	67.50	60.00	52.50	45.00	37.50	30.00	22.50	15.00	7.50
7,000	105.00	96.25	87.50	78.75	70.00	61.25	52.50	43.75	35.00	26.25	17.50	8.75
8,000	120.00	110.00	100.00	90.00	80.00	70.00	60.00	50.00	40.00	30.00	20.00	10.00
9,000	135.00	123.75	112.50	101.25	90.00	78.75	67.50	56.25	45.00	33.75	22.50	11.25
10,000	150.00	137.50	125.00	112.50	100.00	87.50	75.00	62.50	50.00	37.50	25.00	12.50
11,000	165.00	151.25	137.50	123.75	110.00	96.25	82.50	68.75	55.00	41.25	27.50	13.75
12,000	180.00	165.00	150.00	135.00	120.00	105.00	90.00	75.00	60.00	45.00	30.00	15.00
13,000	195.00	178.75	162.50	146.25	130.00	113.75	97.50	81.25	65.00	48.75	32.50	16.25
14,000	210.00	192.50	175.00	157.50	140.00	122.50	105.00	87.50	70.00	52.50	35.00	17.50
15,000	225.00	206.25	187.50	168.75	150.00	131.25	112.50	93.75	75.00	56.25	37.50	18.75
16,000	240.00	210.00	200.00	180.00	160.00	140.00	120.00	100.00	80.00	60.00	40.00	20.00
17,000	255.00	202.50	212.50	191.25	170.00	148.75	127.50	106.25	85.00	63.75	42.50	21.25
18,000	270.00	195.00	225.00	202.50	180.00	157.50	135.00	112.50	90.00	67.50	45.00	22.50
19,000	285.00	187.50	237.50	213.75	190.00	166.25	142.50	118.75	95.00	71.25	47.50	23.75
20,000	300.00	275.00	250.00	225.00	200.00	175.00	150.00	125.00	100.00	75.00	50.00	25.00
21,000	315.00	288.75	262.50	236.25	210.00	183.75	157.50	131.25	105.00	78.75	52.50	26.25
22,000	330.00	302.50	275.00	247.50	220.00	192.50	165.00	137.50	110.00	82.50	55.00	27.50
23,000	345.00	316.25	287.50	258.75	230.00	201.25	172.50	143.75	115.00	86.25	57.50	28.75
24,000	360.00	330.00	300.00	270.00	240.00	210.00	180.00	150.00	120.00	90.00	60.00	30.00
25,000	375.00	343.75	312.50	281.25	250.00	218.75	187.50	156.25	125.00	93.75	62.50	31.25
26,000	390.00	357.50	325.00	292.50	260.00	227.50	195.00	162.50	130.00	97.50	65.00	32.50
27,000	405.00	371.25	337.50	303.75	270.00	236.25	202.50	168.75	135.00	101.25	67.50	33.75
28,000	420.00	385.00	350.00	315.00	280.00	245.00	210.00	175.00	140.00	105.00	70.00	35.00
29,000	435.00	398.75	362.50	326.25	290.00	253.75	217.50	181.25	145.00	108.75	72.50	36.25
30,000	450.00	412.50	375.00	337.50	300.00	262.50	225.00	187.50	150.00	112.50	75.00	37.50
31,000	465.00	426.25	387.50	348.75	310.00	271.25	232.50	193.75	155.00	116.25	77.50	38.75
32,000	480.00	440.00	400.00	360.00	320.00	280.00	240.00	200.00	160.00	120.00	80.00	40.00
33,000	495.00	453.75	412.50	371.25	330.00	288.75	247.50	206.25	165.00	123.75	82.50	41.25
34,000	510.00	467.50	425.00	382.50	340.00	297.50	255.00	212.50	170.00	127.50	85.00	42.50
35,000	525.00	481.25	437.50	393.75	350.00	306.25	262.50	218.75	175.00	131.25	87.50	43.75
36,000	540.00	495.00	450.00	405.00	360.00	315.00	270.00	225.00	180.00	135.00	90.00	45.00
37,000	555.00	508.75	462.50	416.25	370.00	323.75	277.50	231.25	185.00	138.75	92.50	46.25
38,000	570.00	522.50	475.00	427.50	380.00	332.50	285.00	237.50	190.00	142.50	95.00	47.50
39,000	585.00	536.25	487.50	438.75	390.00	341.25	292.50	243.75	195.00	146.25	97.50	48.75
40,000	600.00	550.00	500.00	450.00	400.00	350.00	300.00	250.00	200.00	150.00	100.00	50.00

STATE OF MASSACHUSETTS

Schedule of Vehicle Registration Fees (cont.)

Gross Weight	Apr	May	Jun	Jul	Aug	Sep	Oct	Nov	Dec	Jan	Feb	Mar
41,000	615.00	563.75	512.50	461.25	410.00	358.75	307.50	256.25	205.00	153.75	102.50	51.25
42,000	630.00	577.50	525.00	472.50	420.00	367.50	315.00	262.50	210.00	157.50	105.00	52.50
43,000	645.00	591.25	537.50	483.75	430.00	376.25	322.50	268.75	215.00	161.25	107.50	53.75
44,000	660.00	605.00	550.00	495.00	440.00	385.00	330.00	275.00	220.00	165.00	110.00	55.00
45,000	675.00	618.75	562.50	506.25	450.00	393.75	337.50	281.25	225.00	168.75	112.50	56.25
46,000	690.00	632.50	575.00	517.50	460.00	402.50	345.00	287.50	230.00	172.50	115.00	57.50
47,000	705.00	646.25	587.50	528.75	470.00	411.25	352.50	293.75	235.00	176.25	117.50	58.75
48,000	720.00	660.00	600.00	540.00	480.00	420.00	360.00	300.00	240.00	180.00	120.00	60.00
49,000	735.00	673.75	612.50	551.25	490.00	428.75	367.50	306.25	245.00	183.75	122.50	61.25
50,000	750.00	687.50	625.00	562.50	500.00	437.50	375.00	312.50	250.00	187.50	125.00	62.50
51,000	765.00	701.25	637.50	573.75	510.00	446.25	382.50	318.75	255.00	191.25	127.50	63.75
52,000	780.00	715.00	650.00	585.00	520.00	455.00	390.00	325.00	260.00	195.00	130.00	65.00
53,000	795.00	728.75	662.50	596.25	530.00	463.75	397.50	331.25	265.00	198.75	132.50	66.25
54,000	810.00	742.50	675.00	607.50	540.00	472.50	405.00	337.50	270.00	202.50	135.00	67.50
55,000	825.00	756.25	687.50	618.75	550.00	481.25	412.50	343.75	275.00	206.25	137.50	68.75
56,000	840.00	770.00	700.00	630.00	560.00	490.00	420.00	350.00	280.00	210.00	140.00	70.00
57,000	855.00	783.75	712.50	641.25	570.00	498.75	427.50	356.25	285.00	213.75	142.50	71.25
58,000	870.00	797.50	725.00	652.50	580.00	507.50	435.00	362.50	290.00	217.50	145.00	72.50
59,000	885.00	811.25	737.50	663.75	590.00	516.25	442.50	368.75	295.00	221.25	147.50	73.75
60,000	900.00	825.00	750.00	675.00	600.00	525.00	450.00	375.00	300.00	225.00	150.00	75.00
61,000	915.00	838.75	762.50	686.25	610.00	533.75	457.50	381.25	305.00	228.75	152.50	76.25
62,000	930.00	852.50	775.00	697.50	620.00	542.50	465.00	387.50	310.00	232.50	155.00	77.50
63,000	945.00	866.25	787.50	708.75	630.00	551.25	472.50	393.75	315.00	236.25	157.50	78.75
64,000	960.00	880.00	800.00	720.00	640.00	560.00	480.00	400.00	320.00	240.00	160.00	80.00
65,000	975.00	893.75	812.50	731.25	650.00	568.75	487.50	406.25	325.00	243.75	162.50	81.25
66,000	990.00	907.50	825.00	742.50	660.00	577.50	495.00	412.50	330.00	247.50	165.00	82.50
67,000	1005.00	921.25	837.50	753.75	670.00	586.25	502.50	418.75	335.00	251.25	167.50	83.75
68,000	1020.00	935.00	850.00	765.00	680.00	595.00	510.00	425.00	340.00	255.00	170.00	85.00
69,000	1035.00	948.75	862.50	776.25	690.00	603.75	517.50	431.25	345.00	258.75	172.50	86.25
70,000	1050.00	962.50	875.00	787.50	700.00	612.50	525.00	437.50	350.00	262.50	175.00	87.50
71,000	1065.00	976.25	887.50	798.75	710.00	621.25	532.50	443.75	355.00	266.25	177.50	88.75
72,000	1080.00	990.00	900.00	810.00	720.00	630.00	540.00	450.00	360.00	270.00	180.00	90.00
73,000	1095.00	1003.75	912.50	821.25	730.00	638.75	547.50	456.25	365.00	273.75	182.50	91.25
74,000	1110.00	1017.50	925.00	832.50	740.00	647.50	555.00	462.50	370.00	277.50	185.00	92.50
75,000	1125.00	1031.25	937.50	843.75	750.00	656.25	562.50	468.75	375.00	281.25	187.50	93.75
76,000	1140.00	1045.00	950.00	855.00	760.00	665.00	570.00	475.00	380.00	285.00	190.00	95.00
77,000	1155.00	1058.75	962.50	866.25	770.00	673.75	577.50	481.25	385.00	288.75	192.50	96.25
78,000	1170.00	1072.50	975.00	877.50	780.00	682.50	585.00	487.50	390.00	292.50	195.00	97.50
79,000	1185.00	1086.25	987.50	888.75	790.00	691.25	592.50	493.75	395.00	296.25	197.50	98.75
80,000	1200.00	1100.00	1000.00	900.00	800.00	700.00	600.00	500.00	400.00	300.00	200.00	100.00

STATE OF MICHIGAN

Schedule of Vehicle Registration Fees

Private and For Hire

<u>Gross Weight</u>	<u>Apr</u>	<u>May</u>	<u>Jun</u>	<u>Jul</u>	<u>Aug</u>	<u>Sep</u>	<u>Oct</u>	<u>Nov</u>	<u>Dec</u>	<u>Jan</u>	<u>Feb</u>	<u>Mar</u>
24,000	378.00	346.00	315.00	283.00	252.00	220.00	189.00	157.00	126.00	94.00	63.00	31.00
28,000	429.00	393.00	357.00	322.00	286.00	250.00	214.00	179.00	143.00	107.00	71.00	36.00
32,000	499.00	457.00	416.00	374.00	333.00	291.00	249.00	208.00	166.00	125.00	83.00	42.00
36,000	572.00	524.00	477.00	429.00	381.00	334.00	286.00	238.00	191.00	143.00	95.00	48.00
42,000	672.00	616.00	560.00	504.00	448.00	392.00	336.00	280.00	224.00	168.00	112.00	56.00
48,000	773.00	709.00	644.00	580.00	515.00	451.00	386.00	322.00	258.00	193.00	129.00	64.00
54,000	873.00	800.00	727.00	655.00	582.00	509.00	436.00	364.00	291.00	218.00	145.00	73.00
60,000	975.00	894.00	812.00	731.00	650.00	569.00	487.00	406.00	325.00	244.00	162.00	81.00
66,000	1075.00	985.00	896.00	806.00	717.00	627.00	537.00	448.00	358.00	269.00	179.00	90.00
72,000	1176.00	1078.00	980.00	882.00	784.00	686.00	588.00	490.00	392.00	294.00	196.00	98.00
80,000	1277.00	1171.00	1064.00	958.00	851.00	745.00	638.00	532.00	426.00	319.00	213.00	106.00
90,000	1379.00	1264.00	1149.00	1034.00	919.00	804.00	689.00	575.00	460.00	345.00	230.00	115.00
100,000	1540.00	1412.00	1283.00	1155.00	1027.00	898.00	770.00	642.00	513.00	385.00	257.00	128.00

Household Goods Carrier

<u>Gross Weight</u>	<u>Apr</u>	<u>May</u>	<u>Jun</u>	<u>Jul</u>	<u>Aug</u>	<u>Sep</u>	<u>Oct</u>	<u>Nov</u>	<u>Dec</u>	<u>Jan</u>	<u>Feb</u>	<u>Mar</u>
24,000	307.00	282.00	257.00	232.00	207.00	181.00	156.00	131.00	106.00	81.00	55.00	30.00
28,000	348.00	320.00	291.00	262.00	234.00	205.00	177.00	148.00	119.00	91.00	62.00	34.00
32,000	404.00	371.00	338.00	304.00	271.00	238.00	205.00	171.00	138.00	105.00	72.00	38.00
36,000	463.00	424.00	386.00	348.00	310.00	272.00	234.00	196.00	158.00	119.00	81.00	43.00
42,000	543.00	498.00	453.00	408.00	363.00	319.00	274.00	229.00	184.00	139.00	95.00	50.00
48,000	623.00	572.00	520.00	469.00	417.00	366.00	314.00	263.00	211.00	160.00	108.00	57.00
54,000	703.00	645.00	587.00	529.00	471.00	412.00	354.00	296.00	238.00	180.00	121.00	63.00
60,000	785.00	720.00	655.00	590.00	525.00	460.00	395.00	330.00	265.00	200.00	135.00	70.00
66,000	865.00	793.00	722.00	650.00	578.00	507.00	435.00	363.00	292.00	220.00	148.00	77.00
72,000	946.00	867.00	789.00	711.00	632.00	554.00	475.00	397.00	319.00	240.00	162.00	83.00
80,000	1027.00	941.00	856.00	771.00	686.00	601.00	516.00	431.00	346.00	260.00	175.00	90.00
90,000	1108.00	1016.00	924.00	832.00	740.00	649.00	557.00	465.00	373.00	281.00	189.00	97.00
100,000	1237.00	1134.00	1032.00	929.00	826.00	724.00	621.00	518.00	416.00	313.00	210.00	108.00

STATE OF MINNESOTA

Schedule of Vehicle Registration Fees

1991 Year Models and Newer

<u>Gross Weight</u>	<u>Apr</u>	<u>May</u>	<u>Jun</u>	<u>Jul</u>	<u>Aug</u>	<u>Sep</u>	<u>Oct</u>	<u>Nov</u>	<u>Dec</u>	<u>Jan</u>	<u>Feb</u>	<u>Mar</u>
15,000	120.00	110.00	100.00	90.00	80.00	70.00	60.00	50.00	40.00	30.00	20.00	10.00
18,000	145.00	133.00	121.00	109.00	97.00	85.00	72.00	60.00	48.00	36.00	24.00	12.00
21,000	190.00	174.00	158.00	142.00	127.00	111.00	95.00	79.00	63.00	47.00	32.00	16.00
26,000	270.00	248.00	225.00	203.00	180.00	158.00	135.00	113.00	90.00	68.00	45.00	23.00
33,000	360.00	330.00	300.00	270.00	240.00	210.00	180.00	150.00	120.00	90.00	60.00	30.00
39,000	475.00	435.00	396.00	356.00	317.00	277.00	237.00	198.00	158.00	119.00	79.00	40.00
45,000	595.00	545.00	496.00	446.00	397.00	347.00	298.00	248.00	198.00	149.00	99.00	50.00
51,000	715.00	655.00	596.00	536.00	477.00	417.00	358.00	298.00	238.00	179.00	119.00	60.00
57,000	865.00	793.00	721.00	649.00	577.00	505.00	433.00	360.00	288.00	216.00	144.00	72.00
63,000	1015.00	930.00	846.00	761.00	677.00	592.00	508.00	423.00	338.00	254.00	169.00	85.00
69,000	1185.00	1086.00	988.00	889.00	790.00	691.00	593.00	494.00	395.00	296.00	198.00	99.00
73,280	1325.00	1215.00	1104.00	994.00	883.00	773.00	663.00	552.00	442.00	331.00	221.00	110.00
78,000	1595.00	1462.00	1329.00	1196.00	1063.00	930.00	798.00	665.00	532.00	399.00	266.00	134.00
81,000	1760.00	1613.00	1467.00	1320.00	1173.00	1027.00	880.00	733.00	587.00	440.00	293.00	147.00
over 81,000 per ton	50.00	46.00	42.00	37.00	33.00	29.00	25.00	21.00	17.00	15.00	8.00	4.00

1990 Year Models and Older

<u>Gross Weight</u>	<u>Apr</u>	<u>May</u>	<u>Jun</u>	<u>Jul</u>	<u>Aug</u>	<u>Sep</u>	<u>Oct</u>	<u>Nov</u>	<u>Dec</u>	<u>Jan</u>	<u>Feb</u>	<u>Mar</u>
15,000	90.00	83.00	75.00	68.00	60.00	53.00	45.00	38.00	30.00	23.00	15.00	8.00
18,000	109.00	100.00	91.00	82.00	73.00	64.00	55.00	45.00	36.00	27.00	18.00	9.00
21,000	143.00	131.00	119.00	107.00	95.00	83.00	72.00	60.00	48.00	36.00	24.00	12.00
26,000	203.00	186.00	169.00	152.00	135.00	118.00	102.00	85.00	68.00	51.00	34.00	17.00
33,000	270.00	248.00	225.00	203.00	180.00	158.00	135.00	113.00	90.00	68.00	45.00	23.00
39,000	357.00	327.00	298.00	268.00	238.00	208.00	179.00	149.00	119.00	89.00	60.00	30.00
45,000	447.00	410.00	373.00	335.00	298.00	261.00	224.00	186.00	149.00	112.00	75.00	37.00
51,000	537.00	492.00	448.00	403.00	358.00	313.00	269.00	224.00	179.00	134.00	90.00	45.00
57,000	649.00	595.00	541.00	487.00	433.00	379.00	325.00	270.00	216.00	162.00	108.00	54.00
63,000	762.00	699.00	635.00	572.00	508.00	445.00	381.00	318.00	254.00	191.00	127.00	64.00
69,000	889.00	815.00	741.00	667.00	593.00	519.00	445.00	370.00	296.00	222.00	148.00	74.00
73,280	994.00	911.00	828.00	746.00	663.00	580.00	497.00	414.00	331.00	248.00	166.00	83.00
78,000	1196.00	1096.00	997.00	897.00	797.00	698.00	598.00	498.00	399.00	299.00	199.00	100.00
81,000	1320.00	1210.00	1100.00	990.00	880.00	770.00	660.00	550.00	440.00	330.00	220.00	110.00
over 81,000 per ton	50.00	46.00	42.00	37.00	33.00	29.00	25.00	21.00	17.00	12.00	8.00	4.00

STATE OF MISSISSIPPI

Schedule of Vehicle Registration Fees

Schedule #1 - For Hire (Common & Contract) Carriers of Property

Gross Weight	Apr	May	Jun	Jul	Aug	Sep	Oct	Nov	Dec	Jan	Feb	Mar
6,000	7.20	6.60	6.00	5.40	4.80	4.20	3.60	3.00	2.40	1.80	1.20	1.00
10,000	33.60	30.80	28.00	25.20	22.40	19.60	16.80	14.00	11.20	8.40	5.60	2.80
16,000	78.40	71.83	65.30	58.77	52.24	45.71	39.18	32.65	26.12	19.59	13.06	6.53
20,000	156.00	143.00	130.00	117.00	104.00	91.00	78.00	65.00	52.00	39.00	26.00	13.00
26,000	228.00	209.00	190.00	171.00	152.00	133.00	114.00	95.00	76.00	57.00	38.00	19.00
30,000	300.00	275.00	250.00	225.00	200.00	175.00	150.00	125.00	100.00	75.00	50.00	25.00
36,000	384.00	352.00	320.00	288.00	256.00	224.00	192.00	160.00	128.00	96.00	64.00	32.00
40,000	456.00	418.00	380.00	342.00	304.00	266.00	228.00	190.00	152.00	114.00	76.00	38.00
42,000	504.00	462.00	420.00	378.00	336.00	294.00	252.00	210.00	168.00	126.00	84.00	42.00
44,000	528.00	484.00	440.00	396.00	352.00	308.00	264.00	220.00	176.00	132.00	88.00	44.00
46,000	552.00	506.00	460.00	414.00	368.00	322.00	276.00	230.00	184.00	138.00	92.00	46.00
48,000	588.00	539.00	490.00	441.00	392.00	343.00	294.00	245.00	196.00	147.00	98.00	49.00
50,000	612.00	561.00	510.00	459.00	408.00	357.00	306.00	255.00	204.00	153.00	102.00	51.00
52,000	660.00	605.00	550.00	495.00	440.00	385.00	330.00	275.00	220.00	165.00	110.00	55.00
54,000	684.00	627.00	570.00	513.00	456.00	399.00	342.00	285.00	228.00	171.00	114.00	57.00
56,000	708.00	649.00	590.00	531.00	472.00	413.00	354.00	295.00	236.00	177.00	118.00	59.00
58,000	756.00	693.00	630.00	567.00	504.00	441.00	378.00	315.00	252.00	189.00	126.00	63.00
60,000	780.00	715.00	650.00	585.00	520.00	455.00	390.00	325.00	260.00	195.00	130.00	65.00
62,000	828.00	759.00	690.00	621.00	552.00	483.00	414.00	345.00	276.00	207.00	138.00	69.00
64,000	852.00	781.00	710.00	639.00	568.00	497.00	426.00	355.00	284.00	213.00	142.00	71.00
66,000	900.00	825.00	750.00	675.00	600.00	525.00	450.00	375.00	300.00	225.00	150.00	75.00
68,000	936.00	858.00	780.00	702.00	624.00	546.00	468.00	390.00	312.00	234.00	156.00	78.00
70,000	972.00	891.00	810.00	729.00	648.00	567.00	486.00	405.00	324.00	243.00	162.00	81.00
72,000	996.00	913.00	830.00	747.00	664.00	581.00	498.00	415.00	332.00	249.00	166.00	83.00
74,000	1128.00	1034.00	940.00	846.00	752.00	658.00	564.00	470.00	376.00	282.00	188.00	94.00
76,000	1248.00	1144.00	1040.00	936.00	832.00	728.00	624.00	520.00	416.00	312.00	208.00	104.00
78,000	1380.00	1265.00	1150.00	1035.00	920.00	805.00	690.00	575.00	460.00	345.00	230.00	115.00
80,000	1512.00	1386.00	1260.00	1134.00	1008.00	882.00	756.00	630.00	504.00	378.00	252.00	126.00

STATE OF MISSISSIPPI

Schedule of Vehicle Registration Fees

Schedule #2 - Private Carriers, Household Goods Carriers

Gross Weight	Apr	May	Jun	Jul	Aug	Sep	Oct	Nov	Dec	Jan	Feb	Mar
6,000	7.20	6.60	6.00	5.40	4.80	4.20	3.60	3.00	2.40	1.80	1.20	1.00
10,000	25.20	23.10	21.00	18.90	16.80	14.70	12.60	10.50	8.40	6.30	4.20	2.10
16,000	70.70	64.81	58.92	53.03	47.13	41.24	35.35	29.46	23.57	17.68	11.78	5.89
20,000	129.00	118.25	107.50	97.75	86.00	75.25	64.50	53.75	43.00	32.25	21.50	10.75
26,000	192.00	176.00	160.00	144.00	128.00	112.00	96.00	80.00	64.00	48.00	32.00	16.00
30,000	247.00	226.42	205.83	185.25	164.67	144.08	123.50	102.92	82.33	61.75	41.17	20.58
36,000	318.00	291.50	265.00	238.50	212.00	185.50	159.00	132.50	106.00	79.50	53.00	26.50
40,000	378.00	346.50	315.00	283.50	252.00	220.50	189.00	157.50	126.00	94.50	63.00	31.50
42,000	420.00	385.00	350.00	315.00	280.00	245.00	210.00	175.00	140.00	105.00	70.00	35.00
44,000	444.00	407.00	370.00	333.00	296.00	259.00	222.00	185.00	148.00	111.00	74.00	37.00
46,000	456.00	418.00	380.00	342.00	304.00	266.00	228.00	190.00	152.00	114.00	76.00	38.00
48,000	492.00	451.00	410.00	369.00	328.00	287.00	246.00	205.00	164.00	123.00	82.00	41.00
50,000	507.00	464.75	422.50	380.25	338.00	295.75	253.50	211.25	169.00	126.75	84.50	42.25
52,000	540.00	495.00	450.00	405.00	360.00	315.00	270.00	225.00	180.00	135.00	90.00	45.00
54,000	564.00	517.00	470.00	423.00	376.00	329.00	282.00	235.00	188.00	141.00	94.00	47.00
56,000	588.00	539.00	490.00	441.00	392.00	343.00	294.00	245.00	196.00	147.00	98.00	49.00
58,000	624.00	572.00	520.00	468.00	416.00	364.00	312.00	260.00	208.00	156.00	104.00	52.00
60,000	642.00	588.50	535.00	481.50	428.00	374.50	321.00	267.50	214.00	160.50	107.00	53.50
62,000	828.00	759.00	690.00	621.00	552.00	483.00	414.00	345.00	276.00	207.00	138.00	69.00
64,000	852.00	781.00	710.00	639.00	568.00	497.00	426.00	355.00	284.00	213.00	142.00	71.00
66,000	900.00	825.00	750.00	675.00	600.00	525.20	450.00	375.00	300.00	225.00	150.00	75.00
68,000	936.00	858.00	780.00	702.00	624.00	546.00	468.00	390.00	312.00	234.00	156.00	78.00
70,000	972.00	891.00	810.00	729.00	648.00	567.00	486.00	405.00	324.00	243.00	162.00	81.00
72,000	996.00	913.00	830.00	747.00	664.00	581.00	498.00	415.00	332.00	249.00	166.00	83.00
74,000	1128.00	1034.00	940.00	846.00	752.00	658.00	564.00	470.00	376.00	282.00	188.00	94.00
76,000	1248.00	1144.00	1040.00	936.00	832.00	728.00	624.00	520.00	416.00	312.00	208.00	104.00
78,000	1380.00	1265.00	1150.00	1035.00	920.00	805.00	690.00	575.00	460.00	345.00	230.00	115.00
80,000	1512.00	1386.00	1260.00	1134.00	1008.00	882.00	756.00	630.00	504.00	378.00	252.00	126.00

STATE OF MISSISSIPPI

Schedule of Vehicle Registration Fees

Privilege Tax - Use in addition to Schedule #1 or Schedule #2

Gross Weight	Current Year Model	Vehicle Age							8 yrs & older
		<u>1</u>	<u>2</u>	<u>3</u>	<u>4</u>	<u>5</u>	<u>6</u>	<u>7</u>	
16,000	270.00	235.00	200.00	165.00	130.00	95.00	60.00	25.00	10.00
20,000	337.50	293.75	250.00	206.25	162.50	118.75	75.00	31.25	12.50
26,000	438.75	381.88	324.00	268.13	211.25	154.38	97.50	40.62	16.25
30,000	506.25	440.63	375.00	309.38	243.75	178.13	112.50	46.87	18.75
36,000	607.50	528.75	450.00	371.25	292.50	213.75	135.00	56.25	22.50
40,000	675.00	587.50	500.00	412.50	325.00	237.50	150.00	62.50	25.00
42,000	708.75	616.88	525.00	433.11	341.25	249.38	157.50	65.63	26.25
44,000	742.50	646.25	550.00	453.75	337.50	261.25	165.00	68.75	27.50
46,000	776.25	675.63	575.00	474.38	373.75	273.13	172.50	71.88	28.75
48,000	810.00	705.00	600.00	495.00	390.00	285.00	180.00	75.00	30.00
50,000	843.75	734.38	625.00	515.63	406.25	296.88	187.50	78.13	31.25
52,000	877.50	763.75	650.00	536.25	422.50	308.75	195.00	81.25	32.50
54,000	911.25	793.13	675.00	556.88	438.75	320.63	202.50	84.38	33.75
56,000	945.00	822.50	700.00	577.50	455.00	332.50	210.00	87.50	35.00
58,000	978.75	851.88	725.00	598.13	471.25	344.38	217.50	90.63	36.25
60,000	1012.50	881.25	750.00	618.75	487.50	356.25	225.00	93.75	37.50
62,000	1046.25	910.63	775.00	639.38	503.75	368.13	232.50	96.88	38.75
64,000	1080.00	940.00	800.00	660.00	520.00	380.00	240.00	100.00	40.00
66,000	1113.75	969.39	825.00	680.63	536.25	391.88	247.50	103.13	41.25
68,000	1147.50	998.75	850.00	701.25	552.50	403.75	255.00	106.25	42.50
70,000	1181.25	1028.13	875.00	721.88	568.75	415.63	262.50	109.38	43.75
72,000	1215.00	1057.50	900.00	742.50	585.00	427.50	270.00	112.50	45.00
74,000	1248.75	1086.88	925.00	763.13	601.25	439.38	277.50	115.63	46.25
76,000	1282.50	1116.25	950.00	783.75	617.50	451.25	285.00	118.75	47.50
78,000	1316.25	1145.63	975.00	804.38	633.75	463.13	292.50	121.88	48.75
80,000	1350.00	1175.00	1000.00	825.00	650.00	475.00	300.00	125.00	50.00

The above fees are 12 months. Fee is reduced 1/12th each month.

STATE OF MISSOURI

Schedule of Vehicle Registration Fees

Schedule I

<u>Gross Weight</u>	<u>April - June</u>	<u>July - Sept.</u>	<u>Oct. - Dec.</u>	<u>Jan. - March</u>
18,000	50.50	37.88	25.25	12.63
24,000	80.50	60.38	40.25	20.13
*26,000	127.00	95.25	63.50	31.75
30,000	130.50	97.88	65.25	32.63
36,000	200.50	150.38	100.25	50.13
42,000	300.50	225.38	150.25	75.13
48,000	400.50	300.38	200.25	100.13
54,000	500.50	375.38	250.25	125.13
60,010	600.50	450.38	300.25	150.13
66,000	800.50	600.38	400.25	200.13
73,280	1050.50	787.88	525.25	262.63
78,000	1050.50	787.88	525.25	262.63
80,000	1050.50	787.88	525.25	262.63

Schedule II

<u>Gross Weight</u>	<u>April - June</u>	<u>July - Sept.</u>	<u>Oct. - Dec.</u>	<u>Jan. - March</u>
18,000	12.50	9.38	6.25	3.13
24,000	20.00	15.00	10.00	5.00
30,000	49.50	37.13	24.75	12.38
36,000	75.00	56.25	37.50	18.75
42,000	112.50	84.38	56.25	28.13
48,000	150.00	112.50	75.00	37.50
54,000	187.50	140.63	93.75	46.88
60,010	225.00	168.75	112.50	56.25
66,000	300.00	225.00	150.00	75.00
73,280	325.00	243.75	162.50	81.25
78,000	600.00	450.00	300.00	150.00
80,000	669.00	501.75	334.50	167.25

*No Schedule II for this weight category

STATE OF MONTANA

Schedule of Vehicle Registration Fees

<u>Gross Weight</u>	<u>Apr</u>	<u>May</u>	<u>Jun</u>	<u>Jul</u>	<u>Aug</u>	<u>Sep</u>	<u>Oct</u>	<u>Nov</u>	<u>Dec</u>	<u>Jan</u>	<u>Feb</u>	<u>Mar</u>
6,000	7.50	7.50	7.50	7.50	7.50	7.50	3.75	3.75	3.75	3.75	3.75	3.75
8,000	9.50	9.50	9.50	9.50	9.50	9.50	4.75	4.75	4.75	4.75	4.75	4.75
10,000	13.25	13.25	13.25	13.25	13.25	13.25	6.63	6.63	6.63	6.63	6.63	6.63
12,000	15.00	15.00	15.00	15.00	15.00	15.00	7.50	7.50	7.50	7.50	7.50	7.50
14,000	17.00	17.00	17.00	17.00	17.00	17.00	8.50	8.50	8.50	8.50	8.50	8.50
16,000	21.00	21.00	21.00	21.00	21.00	21.00	10.50	10.50	10.50	10.50	10.50	10.50
18,000	28.00	28.00	28.00	28.00	28.00	28.00	14.00	14.00	14.00	14.00	14.00	14.00
20,000	37.50	37.50	37.50	37.50	37.50	37.50	18.75	18.75	18.75	18.75	18.75	18.75
22,000	47.00	47.00	47.00	47.00	47.00	47.00	23.50	23.50	23.50	23.50	23.50	23.50
24,000	70.00	70.00	70.00	70.00	70.00	70.00	35.00	35.00	35.00	35.00	35.00	35.00
26,000	90.00	82.50	75.00	67.50	60.00	52.50	45.00	37.50	30.00	22.50	15.00	7.50
28,000	110.00	100.83	91.67	82.50	73.33	64.17	55.00	45.83	36.67	27.50	18.33	9.17
30,000	130.00	119.17	108.33	97.50	86.67	75.83	65.00	54.17	43.33	32.50	21.67	10.83
32,000	150.00	137.50	125.00	112.50	100.00	87.50	75.00	62.50	50.00	37.50	25.00	12.50
34,000	170.00	155.83	141.67	127.50	113.33	99.17	85.00	70.83	56.67	42.50	28.33	14.17
36,000	190.00	174.17	158.33	142.50	126.67	110.83	95.00	79.17	63.33	47.50	31.67	15.83
38,000	215.00	197.08	179.17	161.25	143.33	125.42	107.50	89.58	71.67	53.75	35.83	17.92
40,000	235.00	215.42	195.83	176.25	156.67	137.08	117.50	97.92	78.33	58.75	39.17	19.58
42,000	255.00	233.75	212.50	191.25	170.00	148.75	127.50	106.25	85.00	63.75	42.50	21.25
44,000	275.00	252.08	229.17	206.25	183.33	160.42	137.50	114.58	91.67	68.75	45.83	22.92
46,000	300.00	275.00	250.00	225.00	200.00	175.00	150.00	125.00	100.00	75.00	50.00	25.00
48,000	320.00	293.33	266.67	240.00	213.33	186.67	160.00	133.33	106.67	80.00	53.33	26.67
50,000	340.00	311.67	283.33	255.00	226.67	198.33	170.00	141.67	113.33	85.00	56.67	28.33
52,000	360.00	330.00	300.00	270.00	240.00	210.00	180.00	150.00	120.00	90.00	60.00	30.00
54,000	380.00	348.33	316.67	285.00	253.33	221.67	190.00	158.33	126.67	95.00	63.33	31.67
56,000	400.00	366.67	333.33	300.00	266.67	233.33	200.00	166.67	133.33	100.00	66.67	33.33
58,000	420.00	385.00	350.00	315.00	280.00	245.00	210.00	175.00	140.00	105.00	70.00	35.00
60,000	440.00	403.33	366.67	330.00	293.33	256.67	220.00	183.33	146.67	110.00	73.33	36.67
62,000	460.00	421.67	383.33	345.00	306.67	268.33	230.00	191.67	153.33	115.00	76.67	38.33
64,000	482.50	442.29	402.08	361.88	321.67	281.46	241.25	201.04	160.83	120.63	80.42	40.21
66,000	502.50	460.63	418.75	376.88	335.00	293.13	251.25	209.38	167.50	125.63	83.75	41.88
68,000	522.50	478.96	435.42	391.88	348.33	304.79	261.25	217.71	174.17	130.63	87.08	43.54
70,000	545.75	500.27	454.79	409.31	363.83	318.35	272.88	227.40	181.92	136.44	90.96	45.48
72,000	566.50	519.29	472.08	424.88	377.67	330.46	283.25	236.04	188.83	141.63	94.42	47.21
74,000	607.50	556.88	506.25	455.63	405.00	354.38	303.75	253.13	202.50	151.88	101.25	50.63
76,000	655.00	600.42	545.83	491.25	436.67	382.08	327.50	272.92	218.33	163.75	109.17	54.58
78,000	695.00	637.08	579.17	521.25	463.33	405.42	347.50	289.58	231.67	173.75	115.83	57.92
80,000	750.00	687.50	625.00	562.50	500.00	437.50	375.00	312.50	250.00	187.50	125.00	62.50

STATE OF MONTANA

1998 Property Tax Schedule

Age of Vehicle Years	Gross Weight			
	16,999 or Less	17,000 - 26,999	27,000 - 54,999	55,000 or more
0 - Use Sales Tax Chart Below				
1	234	334	568	750
2	218	300	500	600
3	200	268	440	532
4	184	234	368	484
5	166	218	320	390
6	150	200	268	334
7	132	182	234	294
8	116	166	200	250
9	100	150	184	218
10	82	116	158	184
11-12	66	100	134	152
13-14	56	74	104	122
15-16	50	60	76	94
17-18	36	52	58	72
19-20	26	38	44	52
21 or more	20	24	32	40

- The Montana fees are based on four factors:
1. Gross Weight Fee +
 2. Registration Fee of \$10.00 +
 3. Property Tax +
(If the vehicle is new and being registered for the first time,
a sales tax is charged in lieu of the property tax.)
 4. Additional fee of \$5.25 per vehicle

Property Tax = Flat fee based on age of vehicle. This fee is prorated 1/12 monthly.

Sales Tax = Percentage Factor (based on when the unit is added) multiplied times the Factory List Price.

Sales Tax Rate = Vehicle Added =	April - June	July - Sept	Oct - Dec	Jan - March
	1.50% of FLP	1.125% of FLP	.75% of FLP	.375% of FLP

STATE OF NEBRASKA

Schedule of Vehicle Registration Fees

<u>Gross Weight</u>	<u>Apr</u>	<u>May</u>	<u>Jun</u>	<u>Jul</u>	<u>Aug</u>	<u>Sep</u>	<u>Oct</u>	<u>Nov</u>	<u>Dec</u>	<u>Jan</u>	<u>Feb</u>	<u>Mar</u>
6,000	96.00	88.00	80.00	72.00	64.00	56.00	48.00	40.00	32.00	24.00	16.00	8.00
8,000	128.00	117.37	106.70	96.03	85.36	74.69	64.02	53.35	42.60	32.01	21.34	10.67
10,000	160.00	146.63	133.30	119.97	106.64	93.31	79.98	66.65	53.32	39.99	26.66	13.33
12,000	192.00	176.00	160.00	144.00	128.00	112.00	96.00	80.00	64.00	48.00	32.00	16.00
14,000	224.00	205.37	186.70	168.03	149.36	130.69	112.02	93.35	74.68	56.01	37.34	18.07
16,000	256.00	234.63	213.30	191.97	170.64	149.31	127.98	106.65	85.32	63.99	42.66	21.33
18,000	288.00	264.00	240.00	216.00	192.00	168.00	144.00	120.00	96.00	72.00	48.00	24.00
20,000	320.00	293.37	266.70	240.03	213.36	186.69	160.02	133.35	106.68	80.01	53.34	26.67
22,000	352.00	322.63	293.30	268.97	234.64	205.31	175.98	146.65	117.32	87.99	58.66	29.33
24,000	384.00	352.00	320.00	288.00	256.00	224.00	192.00	160.00	128.00	96.00	64.00	32.00
26,000	416.00	381.37	346.70	312.03	277.36	242.69	208.02	173.35	138.68	104.01	69.34	34.67
28,000	448.00	410.63	373.30	335.97	298.64	261.31	223.98	186.65	149.32	111.99	74.66	37.33
30,000	480.00	440.00	400.00	360.00	320.00	280.00	240.00	200.00	160.00	120.00	80.00	40.00
32,000	512.00	469.37	426.70	384.03	341.36	298.69	256.02	213.35	170.68	128.01	85.34	42.67
34,000	544.00	498.63	453.30	407.97	362.64	317.31	271.98	226.65	181.32	135.99	90.66	49.33
36,000	576.00	528.00	480.00	432.00	384.00	336.00	288.00	240.00	192.00	144.00	96.00	48.00
38,000	608.00	557.37	506.70	456.00	405.36	354.69	304.02	253.35	202.68	152.01	101.34	50.67
40,000	640.00	586.63	533.30	479.97	426.64	373.31	319.98	266.65	213.32	159.99	105.66	53.33
42,000	672.00	616.00	560.00	504.00	448.00	392.00	336.00	280.00	224.00	168.00	112.00	56.00
44,000	704.00	645.37	586.70	528.03	469.36	410.69	352.02	293.35	234.68	176.01	117.34	58.67
46,000	736.00	674.63	613.30	551.97	490.64	429.31	367.98	306.65	245.32	183.99	122.66	61.33
48,000	768.00	704.00	640.00	576.00	512.00	448.00	384.00	320.00	256.00	192.00	128.00	64.00
50,000	800.00	733.37	666.70	600.03	533.36	466.69	400.02	333.35	266.68	200.01	133.34	66.67
52,000	832.00	762.63	693.30	623.97	554.64	485.31	415.98	346.65	277.32	207.99	138.66	69.33
54,000	864.00	792.00	720.00	648.00	576.00	504.00	432.00	360.00	288.00	216.00	144.00	72.00
56,000	896.00	821.37	746.70	672.03	597.36	522.69	448.02	373.35	298.68	224.01	149.34	74.67
58,000	928.00	850.63	773.30	695.97	618.64	541.31	463.98	386.65	309.32	231.90	154.66	77.33
60,000	960.00	880.00	800.00	720.00	640.00	560.00	480.00	400.00	320.00	240.00	160.00	80.00
62,000	992.00	900.37	826.70	744.03	661.36	578.69	496.02	413.35	330.68	248.01	165.34	82.67
64,000	1024.00	938.63	853.30	767.97	682.64	597.31	511.98	426.65	341.32	255.99	170.66	85.33
66,000	1056.00	968.00	880.00	792.00	704.00	616.00	528.00	440.00	352.00	264.00	176.00	89.00
68,000	1088.00	997.37	906.70	816.03	725.36	634.69	544.02	453.35	362.68	272.01	181.34	90.67
70,000	1120.00	1026.63	933.30	839.97	746.64	653.31	559.93	466.65	373.32	279.99	186.66	93.33
72,000	1152.00	1056.00	960.00	864.00	768.00	672.00	576.00	480.00	384.00	288.00	192.00	96.00
74,000	1184.00	1085.37	986.70	888.03	789.36	690.69	592.02	493.35	394.68	296.01	197.34	98.67
76,000	1216.00	1114.63	1013.30	911.97	810.64	709.31	607.98	506.65	405.32	303.99	202.66	101.33
78,000	1248.00	1144.00	1040.00	936.00	832.00	728.00	624.00	520.00	416.00	312.00	208.00	104.00
80,000	1280.00	1173.37	1066.70	960.03	853.36	746.69	640.02	533.35	426.68	320.01	213.34	106.67
82,000	1312.00	1202.63	1093.30	983.97	874.64	765.31	655.98	546.65	437.32	327.99	218.66	109.33
84,000	1344.00	1232.00	1120.00	1008.00	896.00	784.00	672.00	560.00	448.00	336.00	224.00	112.00
86,000	1376.00	1261.37	1146.70	1032.03	917.36	802.69	688.02	573.35	458.68	344.01	229.34	114.67
88,000	1408.00	1290.63	1173.30	1055.97	938.64	821.31	703.98	586.65	469.32	351.99	234.66	117.33
90,000	1440.00	1320.00	1200.00	1080.00	960.00	840.00	720.00	600.00	480.00	360.00	240.00	120.00
92,000	1472.00	1349.37	1226.70	1104.03	981.36	858.69	736.02	613.35	490.68	368.01	245.34	122.67
94,000	1504.00	1378.63	1253.30	1127.97	1002.64	877.31	751.98	626.65	501.32	375.99	250.66	125.33

STATE OF NEVADA

Schedule of Vehicle Registration Fees

Registration fees are based on a weight fee in addition to a privilege tax.

<u>Gross Weight</u>	<u>Apr</u>	<u>May</u>	<u>Jun</u>	<u>Jul</u>	<u>Aug</u>	<u>Sep</u>	<u>Oct</u>	<u>Nov</u>	<u>Dec</u>	<u>Jan</u>	<u>Feb</u>	<u>Mar</u>
5,999	33.00	30.25	27.50	24.75	22.00	19.25	16.50	13.75	11.00	8.25	5.50	2.75
8,499	38.00	34.83	31.67	28.50	25.33	22.17	19.00	15.83	12.67	9.50	6.33	3.17
10,000	48.00	44.00	40.00	36.00	32.00	28.00	24.00	20.00	16.00	12.00	8.00	4.00
12,000	144.00	132.00	120.00	108.00	96.00	84.00	72.00	60.00	48.00	36.00	24.00	12.00
14,000	168.00	154.00	140.00	126.00	112.00	98.00	84.00	70.00	56.00	42.00	28.00	14.00
16,000	192.00	176.00	160.00	144.00	128.00	112.00	96.00	80.00	64.00	48.00	32.00	16.00
18,000	216.00	198.00	180.00	162.00	144.00	126.00	108.00	90.00	72.00	54.00	36.00	18.00
20,000	240.00	220.00	200.00	180.00	160.00	140.00	120.00	100.00	80.00	60.00	40.00	20.00
22,000	264.00	242.00	220.00	198.00	176.00	154.00	132.00	110.00	88.00	66.00	44.00	22.00
24,000	288.00	264.00	240.00	216.00	192.00	168.00	144.00	120.00	96.00	72.00	48.00	24.00
26,000	312.00	286.00	260.00	234.00	208.00	182.00	156.00	130.00	104.00	78.00	52.00	26.00
28,000	476.00	436.33	396.67	357.00	317.33	277.67	238.00	198.33	158.67	119.00	79.33	39.67
30,000	510.00	467.50	425.00	382.50	340.00	297.50	255.00	212.50	170.00	127.50	85.00	42.50
32,000	544.00	498.66	453.33	408.00	362.66	317.33	272.00	226.66	181.33	136.00	90.66	45.33
34,000	578.00	529.83	481.66	433.50	385.33	337.16	289.00	240.83	192.66	144.50	96.33	48.16
36,000	612.00	561.00	510.00	459.00	408.00	357.00	306.00	255.00	204.00	153.00	102.00	51.00
38,000	646.00	592.16	538.33	484.50	430.66	376.83	323.00	269.16	215.33	161.50	107.66	53.83
40,000	680.00	623.33	566.66	510.00	453.33	396.66	340.00	283.33	226.66	170.00	113.33	56.66
42,000	714.00	654.50	595.00	535.50	476.00	416.50	357.00	297.50	238.00	178.50	119.00	59.50
44,000	748.00	685.66	623.33	561.00	498.66	436.33	374.00	311.66	249.33	187.00	124.66	62.33
46,000	782.00	716.83	651.66	586.50	521.33	456.16	391.00	325.83	260.66	195.50	130.33	65.16
48,000	816.00	747.99	680.00	612.00	543.99	476.00	408.00	339.99	272.00	204.00	135.99	68.00
50,000	850.00	779.16	708.33	637.50	566.66	495.83	425.00	354.16	283.33	212.50	141.66	70.83
52,000	884.00	810.33	736.66	663.00	589.33	515.66	442.00	368.33	294.66	221.00	147.33	73.66
54,000	918.00	841.49	765.00	688.50	611.99	535.50	459.00	382.49	306.00	229.50	152.99	76.50
56,000	952.00	872.66	793.33	714.00	634.66	555.33	476.00	396.66	317.33	238.00	158.66	79.33
58,000	986.00	903.83	821.66	739.50	657.33	575.16	493.00	410.83	328.66	246.50	164.33	82.16
60,000	1020.00	934.99	850.00	765.00	679.99	595.00	510.00	424.99	340.00	255.00	169.99	85.00
62,000	1054.00	966.16	878.33	790.50	702.66	614.83	527.00	439.16	351.33	263.50	175.66	87.83
64,000	1088.00	997.33	906.66	816.00	725.33	634.66	544.00	453.33	362.66	272.00	181.33	90.66
66,000	1122.00	1028.49	935.00	841.50	747.99	654.50	561.00	467.49	374.00	280.50	186.99	93.50
68,000	1156.00	1059.66	963.33	867.00	770.66	674.33	578.00	481.66	385.33	289.00	192.66	96.33
70,000	1190.00	1090.83	991.66	892.50	793.33	694.16	595.00	495.83	396.66	297.50	198.33	99.16
72,000	1224.00	1121.99	1020.00	918.00	815.99	714.00	612.00	509.99	408.00	306.00	203.99	102.00
74,000	1258.00	1153.16	1048.33	943.50	838.66	733.83	629.00	524.16	419.33	314.50	209.66	104.83
76,000	1292.00	1184.32	1076.66	969.00	861.32	753.66	646.00	538.32	430.66	323.00	215.32	107.66
78,000	1326.00	1215.49	1105.00	994.50	883.99	773.50	663.00	552.49	442.00	331.50	220.99	110.50
80,000	1360.00	1246.66	1133.33	1020.00	906.66	793.33	680.00	566.66	453.33	340.00	226.66	113.33

STATE OF NEVADA

Schedule of Vehicle Registration Fees

PRIVILEGE TAX

<u>YEAR</u> <u>MODEL</u>	<u>Apr</u>	<u>May</u>	<u>Jun</u>	<u>Jul</u>	<u>Aug</u>	<u>Sep</u>	<u>Oct</u>	<u>Nov</u>	<u>Dec</u>	<u>Jan</u>	<u>Feb</u>	<u>Mar</u>
1998	.01190	.01091	.00991	.00892	.00793	.00694	.00595	.00496	.00397	.00298	.00198	.00099
1997	.00893	.00819	.00744	.00670	.00595	.00521	.00447	.00372	.00298	.00223	.00149	.00074
1996	.00702	.00644	.00585	.00527	.00468	.00410	.00351	.00293	.00234	.00176	.00117	.00059
1995	.00559	.00512	.00466	.00419	.00373	.00326	.00280	.00233	.00186	.00140	.00093	.00047
1994	.00440	.00403	.00367	.00330	.00293	.00257	.00220	.00183	.00147	.00110	.00073	.00037
1993	.00333	.00305	.00278	.00250	.00222	.00194	.00167	.00139	.00111	.00083	.00056	.00028
1992	.00274	.00251	.00228	.00206	.00183	.00160	.00137	.00114	.00091	.00069	.00046	.00023
1991	.00238	.00218	.00198	.00179	.00159	.00139	.00119	.00099	.00079	.00060	.00040	.00020
1990	.00202	.00185	.00168	.00152	.00135	.00118	.00101	.00084	.00067	.00051	.00034	.00017
1989	.00179	.00164	.00149	.00134	.00119	.00104	.00090	.00075	.00060	.00045	.00030	.00015
1988	.00155	.00142	.00129	.00116	.00103	.00090	.00078	.00065	.00052	.00039	.00026	.00013
OR OLDER												

Formula: Original purchase cost when brand new or the suggested factory price X tax factor (above) = Privilege Tax
Privilege Tax or \$6.00 (whichever is greater) is applied to Nevada mileage percentage.

STATE OF NEW HAMPSHIRE

Schedule of Vehicle Registration Fees

Gross Weight	Apr	May	Jun	Jul	Aug	Sep	Oct	Nov	Dec	Jan	Feb	Mar
3,000	19.20	17.60	16.00	14.40	12.80	11.20	9.60	8.00	6.40	4.80	3.20	1.60
5,000	31.20	28.60	26.00	23.40	20.80	18.20	15.60	13.00	10.40	7.80	5.20	2.60
8,000	43.20	39.60	36.00	32.40	28.80	25.20	21.60	18.00	14.40	10.80	7.20	3.60
9,000	75.60	69.30	63.00	56.70	50.40	44.10	37.80	31.50	25.20	18.90	12.60	6.30
10,000	84.00	77.00	70.00	63.00	56.00	49.00	42.00	35.00	28.00	21.00	14.00	7.00
12,000	100.80	92.40	84.00	75.60	67.20	58.80	50.40	42.00	33.60	25.20	16.80	8.40
14,000	117.60	107.80	98.00	88.20	78.40	68.60	58.80	49.00	39.20	29.40	19.60	9.80
16,000	134.40	123.20	112.00	100.80	89.60	78.40	67.20	56.00	44.80	33.60	22.40	11.20
18,000	151.20	138.60	126.00	113.40	100.80	88.20	75.60	63.00	50.40	37.80	25.20	12.60
20,000	168.00	154.00	140.00	126.00	112.00	98.00	84.00	70.00	56.00	42.00	28.00	14.00
22,000	184.80	169.40	154.00	138.60	123.20	107.80	92.40	77.00	61.60	46.20	30.80	15.40
24,000	201.60	184.80	168.00	151.20	134.40	117.60	100.80	84.00	67.20	50.40	33.60	16.80
26,000	218.40	200.20	182.00	163.80	145.60	127.40	109.20	91.00	72.80	54.60	36.40	18.20
28,000	235.20	215.60	196.00	176.40	156.80	137.20	117.60	98.00	78.40	58.80	39.20	19.60
30,000	252.00	231.00	210.00	189.00	168.00	147.00	126.00	105.00	84.00	63.00	42.00	21.00
32,000	268.80	246.40	224.00	201.60	179.20	156.80	134.40	112.00	89.60	67.20	44.80	22.40
34,000	285.60	261.80	238.00	214.20	190.40	166.60	142.80	119.00	95.20	71.40	47.60	23.80
36,000	302.40	277.20	252.00	226.80	201.60	176.40	151.20	126.00	100.80	75.60	50.40	25.20
38,000	319.20	292.60	266.00	239.40	212.80	186.20	159.60	133.00	106.40	79.80	53.20	26.60
40,000	336.00	308.00	280.00	252.00	224.00	196.00	168.00	140.00	112.00	84.00	56.00	28.00
42,000	352.80	323.40	294.00	264.60	235.20	205.80	176.40	147.00	117.60	88.20	58.80	29.40
44,000	369.60	338.80	308.00	277.20	246.40	215.60	184.80	154.00	123.20	92.40	61.60	30.80
46,000	386.40	354.20	322.00	289.80	257.60	225.40	193.20	161.00	128.80	96.60	64.40	32.20
48,000	403.20	369.60	336.00	302.40	268.80	235.20	201.60	168.00	134.40	100.80	67.20	33.60
50,000	420.00	385.00	350.00	315.00	280.00	245.00	210.00	175.00	140.00	105.00	70.00	35.00

STATE OF NEW HAMPSHIRE

Schedule of Vehicle Registration Fees (Cont.)

Gross Weight	Apr	May	Jun	Jul	Aug	Sep	Oct	Nov	Dec	Jan	Feb	Mar
52,000	436.80	400.40	364.00	327.60	291.20	254.80	218.40	182.00	145.60	109.20	72.80	36.40
54,000	453.60	415.80	378.00	340.20	302.40	264.60	226.80	189.00	151.20	113.40	75.60	37.80
56,000	470.40	431.20	392.00	352.80	313.60	274.40	235.20	196.00	156.80	117.60	78.40	39.20
58,000	487.20	446.60	406.00	365.40	324.80	284.20	243.60	203.00	162.40	121.80	81.20	40.60
60,000	504.00	462.00	420.00	378.00	336.00	294.00	252.00	210.00	168.00	126.00	84.00	42.00
62,000	520.80	477.40	434.00	390.60	347.20	303.80	260.40	217.00	173.60	130.20	86.80	43.40
64,000	537.60	492.80	448.00	403.20	358.40	313.60	268.80	224.00	179.20	134.40	89.60	44.80
66,000	554.40	508.20	462.00	415.80	369.60	323.40	277.20	231.00	184.80	138.60	92.40	46.20
68,000	571.20	523.60	476.00	428.40	380.80	333.20	285.60	238.00	190.40	142.80	95.20	47.60
70,000	588.00	539.00	490.00	441.00	392.00	343.00	294.00	245.00	196.00	147.00	98.00	49.00
72,000	604.80	554.40	504.00	453.60	403.20	352.80	302.40	252.00	201.60	151.20	100.80	50.40
74,000	625.80	573.65	521.50	469.35	417.20	365.05	312.90	260.75	208.60	156.45	104.30	52.15
76,000	654.60	600.05	545.50	490.95	436.40	381.85	327.30	272.75	218.20	163.65	109.10	54.55
78,000	683.40	626.45	569.50	512.55	455.60	398.65	341.70	284.75	227.80	170.85	113.90	56.95
80,000	712.20	652.85	593.50	534.15	474.80	415.45	356.10	296.75	237.40	178.05	118.70	59.35
82,000	741.00	679.25	617.50	555.75	494.00	432.25	370.50	308.75	247.00	185.25	123.50	61.75
84,000	769.80	705.65	641.50	577.35	513.20	449.05	384.90	320.75	256.60	192.45	128.30	64.15
86,000	798.60	732.05	665.50	598.95	532.40	465.85	399.30	332.75	266.20	199.65	133.10	66.55
88,000	827.40	758.45	689.50	620.55	551.60	482.65	413.70	344.75	275.80	206.85	137.90	68.95
90,000	856.20	784.85	713.50	642.15	570.80	499.45	428.10	356.75	285.40	214.05	142.70	71.35
92,000	885.00	811.25	737.50	663.75	590.00	516.25	442.50	368.75	295.00	221.25	147.50	73.75
94,000	913.80	837.65	761.50	685.35	609.20	533.05	456.90	380.75	304.60	228.45	152.30	76.15
96,000	942.60	864.05	785.50	706.95	628.40	549.85	471.30	392.75	314.20	235.65	157.10	78.55
98,000	971.40	890.45	809.50	728.55	647.60	566.65	485.70	404.75	323.80	242.85	161.90	80.95

STATE OF NEW JERSEY

Schedule of Vehicle Registration Fees

<u>Gross Weight</u>	<u>Apr</u>	<u>May</u>	<u>Jun</u>	<u>Jul</u>	<u>Aug</u>	<u>Sep</u>	<u>Oct</u>	<u>Nov</u>	<u>Dec</u>	<u>Jan</u>	<u>Feb</u>	<u>Mar</u>
5,000	53.50	49.04	44.58	40.13	35.67	31.21	26.75	22.29	17.83	13.38	8.92	4.46
6,000	65.00	59.58	54.17	48.75	43.33	37.92	32.50	27.08	21.67	16.25	10.83	5.42
7,000	76.50	70.13	63.75	57.38	51.00	44.63	38.25	31.88	25.50	19.13	12.75	6.38
8,000	88.00	80.67	73.33	66.00	58.67	51.33	44.00	36.67	29.33	22.00	14.67	7.33
9,000	99.50	91.21	82.92	74.63	66.33	58.04	49.75	41.46	33.17	24.88	16.58	8.29
10,000	111.00	101.75	92.50	83.25	74.00	64.75	55.50	46.25	37.00	27.75	18.50	9.25
11,000	122.50	112.29	102.08	91.88	81.67	71.46	61.25	51.04	40.83	30.63	20.42	10.21
12,000	134.00	122.83	111.67	100.50	89.33	78.17	67.00	55.83	44.67	33.50	22.33	11.17
13,000	145.50	133.38	121.25	109.13	97.00	84.88	72.75	60.63	48.50	36.38	24.25	12.13
14,000	157.00	143.92	130.83	117.75	104.67	91.58	78.50	65.42	52.33	39.25	26.17	13.08
15,000	168.50	154.46	140.42	126.38	112.33	98.29	84.25	70.21	56.17	42.13	28.08	14.04
16,000	180.00	165.00	150.00	135.00	120.00	105.00	90.00	75.00	60.00	45.00	30.00	15.00
17,000	191.50	175.54	159.58	143.63	127.67	111.71	95.75	79.79	63.83	47.88	31.92	15.96
18,000	203.00	186.08	169.17	152.25	135.33	118.42	101.50	84.58	67.67	50.75	33.83	16.92
19,000	228.50	209.46	190.42	171.38	152.33	133.29	114.25	95.21	76.17	57.13	38.08	19.04
20,000	241.00	220.92	200.83	180.75	160.67	140.58	120.50	100.42	80.33	60.25	40.17	20.08
21,000	253.50	232.38	211.25	190.13	169.00	147.88	126.75	105.63	84.50	63.38	42.25	21.13
22,000	266.00	243.83	221.67	199.50	177.33	155.17	133.00	110.83	88.67	66.50	44.33	22.17
23,000	278.50	255.29	232.08	208.88	185.67	162.46	139.25	116.04	92.83	69.63	46.42	23.21
24,000	291.00	266.75	242.50	218.25	194.00	169.75	145.50	121.25	97.00	72.75	48.50	24.25
25,000	303.50	278.21	252.92	227.63	202.33	177.04	151.75	126.46	101.17	75.88	50.58	25.29
26,000	316.00	289.67	263.33	237.00	210.67	184.33	158.00	131.67	105.33	79.00	52.67	26.33
27,000	328.50	301.13	273.75	246.38	219.00	191.63	164.25	136.88	109.50	82.13	54.75	27.38
28,000	341.00	312.58	284.17	255.75	227.33	198.92	170.50	142.08	113.67	85.25	56.83	28.42
29,000	353.50	324.04	294.58	265.13	235.67	206.21	176.75	147.29	117.83	88.38	58.92	29.46
30,000	366.00	335.50	305.00	274.50	244.00	213.50	183.00	152.50	122.00	91.50	61.00	30.50
31,000	378.50	346.96	315.42	283.88	252.33	220.79	189.25	157.71	126.17	94.63	63.08	31.54
32,000	391.00	358.42	325.83	293.25	260.67	228.08	195.50	162.92	130.33	97.75	65.17	32.58
33,000	403.50	369.88	336.25	302.63	269.00	235.38	201.75	168.13	134.50	100.88	67.25	33.63
34,000	416.00	381.33	346.67	312.00	277.33	242.67	208.00	173.33	138.67	104.00	69.33	34.67
35,000	428.50	392.79	357.08	321.38	285.67	249.96	214.25	178.54	142.83	107.13	71.42	35.71
36,000	441.00	404.25	367.50	330.75	294.00	257.25	220.50	183.75	147.00	110.25	73.50	36.75
37,000	453.50	415.71	377.92	340.13	302.33	264.54	226.75	188.96	151.17	113.38	75.58	37.79
38,000	466.00	427.17	388.33	349.50	310.67	271.83	233.00	194.17	155.33	116.50	77.67	38.83
39,000	478.50	438.63	398.75	358.88	319.00	279.13	239.25	199.38	159.50	119.63	79.75	39.88
40,000	491.00	450.08	409.17	368.25	327.33	286.42	245.50	204.58	163.67	122.75	81.83	40.92
41,000	503.50	461.54	419.58	377.63	335.67	293.71	251.75	209.79	167.83	125.88	83.92	41.96
42,000	516.00	473.00	430.00	387.00	344.00	301.00	258.00	215.00	172.00	129.00	86.00	43.00

STATE OF NEW JERSEY

Schedule of Vehicle Registration Fees (Cont.)

<u>Gross Weight</u>	<u>Apr</u>	<u>May</u>	<u>Jun</u>	<u>Jul</u>	<u>Aug</u>	<u>Sep</u>	<u>Oct</u>	<u>Nov</u>	<u>Dec</u>	<u>Jan</u>	<u>Feb</u>	<u>Mar</u>
43,000	528.50	484.46	440.42	396.38	352.33	308.29	264.25	220.21	176.17	132.13	88.08	44.04
44,000	541.00	495.92	450.83	405.75	360.67	315.58	270.50	225.42	180.33	135.25	90.17	45.08
45,000	553.50	507.38	461.25	415.13	369.00	322.88	276.75	230.63	184.50	138.38	92.25	46.13
46,000	566.00	518.83	471.67	424.50	377.33	330.17	283.00	235.83	188.67	141.50	94.33	47.17
47,000	578.50	530.29	482.08	433.88	385.67	337.46	289.25	241.04	192.83	144.63	96.42	48.21
48,000	591.00	541.75	492.50	443.25	394.00	344.75	295.50	246.25	197.00	147.75	98.50	49.25
49,000	603.50	553.21	502.92	452.63	402.33	352.04	301.75	251.46	201.17	150.88	100.58	50.29
50,000	616.00	564.67	513.33	462.00	410.67	359.33	308.00	256.67	205.33	154.00	102.67	51.33
51,000	674.50	618.29	562.08	505.88	449.67	393.46	337.25	281.04	224.83	168.63	112.42	56.21
52,000	688.00	630.67	573.33	516.00	458.67	401.33	344.00	286.67	229.33	172.00	114.67	57.33
53,000	701.50	643.04	584.58	526.13	467.67	409.21	350.75	292.29	233.83	175.38	116.92	58.46
54,000	715.00	655.42	595.83	536.25	476.67	417.08	357.50	297.92	238.33	178.75	119.17	59.58
55,000	728.50	667.79	607.08	546.38	485.67	424.96	364.25	303.54	242.83	182.13	121.42	60.71
56,000	742.00	680.17	618.33	556.50	494.67	432.83	371.00	309.17	247.33	185.50	123.67	61.83
57,000	755.50	692.54	629.58	566.63	503.67	440.71	377.75	314.79	251.83	188.88	125.92	62.96
58,000	769.00	704.92	640.83	576.75	512.67	448.58	384.50	320.42	256.33	192.25	128.17	64.08
59,000	782.50	717.29	652.08	586.88	521.67	456.46	391.25	326.04	260.83	195.63	130.42	65.21
60,000	796.00	729.67	663.33	597.00	530.67	464.33	398.00	331.67	265.33	199.00	132.67	66.33
61,000	809.50	742.04	674.58	607.13	539.67	472.21	404.75	337.29	269.83	202.38	134.92	67.46
62,000	823.00	754.42	685.83	617.25	548.67	480.08	411.50	342.92	274.33	205.75	137.17	68.58
63,000	836.50	766.79	697.08	627.38	557.67	487.96	418.25	348.54	278.83	209.13	139.42	69.71
64,000	850.00	779.17	708.33	637.50	566.67	495.83	425.00	354.17	283.33	212.50	141.67	70.83
65,000	863.50	791.54	719.58	647.63	575.67	503.71	431.75	359.79	287.83	215.88	143.92	71.96
66,000	877.00	803.92	730.83	657.75	584.67	511.58	438.50	365.42	292.33	219.25	146.17	73.08
67,000	890.50	816.29	742.08	667.88	593.67	519.46	445.25	371.04	296.83	222.63	148.42	74.21
68,000	904.00	828.67	753.33	678.00	602.67	527.33	452.00	376.67	301.33	226.00	150.67	75.33
69,000	917.50	841.04	764.58	688.13	611.67	535.21	458.75	382.29	305.83	229.38	152.92	76.46
70,000	931.00	853.42	775.83	698.25	620.67	543.08	465.50	387.92	310.33	232.75	155.17	77.58
71,000	944.50	865.79	787.08	708.38	629.67	550.96	472.25	393.54	314.83	236.13	157.42	78.71
72,000	958.00	878.17	798.33	718.50	638.67	558.83	479.00	399.17	319.33	239.50	159.67	79.83
73,000	971.50	890.54	809.58	728.63	647.67	566.71	485.75	404.79	323.83	242.88	161.92	80.96
74,000	985.00	902.92	820.83	738.75	656.67	574.58	492.50	410.42	328.33	246.25	164.17	82.08
75,000	998.50	915.29	832.08	748.88	665.67	582.46	499.25	416.04	332.83	249.63	166.42	83.21
76,000	1,012.00	927.67	843.33	759.00	674.67	590.33	506.00	421.67	337.33	253.00	168.67	84.33
77,000	1,025.50	940.04	854.58	769.13	683.67	598.21	512.75	427.29	341.83	256.38	170.92	85.46
78,000	1,039.00	952.42	865.83	779.25	692.67	606.08	519.50	432.92	346.33	259.75	173.17	86.58
79,000	1,052.50	964.79	877.08	789.38	701.67	613.96	526.25	438.54	350.83	263.13	175.42	87.71
80,000	1,066.00	977.17	888.33	799.50	710.67	621.83	533.00	444.17	355.33	266.50	177.67	88.83

STATE OF NEW MEXICO

Schedule of Vehicle Registration Fees

<u>Gross Weight</u>	<u>April - June</u>	<u>July - Sept.</u>	<u>Oct. - Dec.</u>	<u>Jan. - March</u>
10,000	64.00	48.00	32.00	16.00
12,000	75.00	56.25	37.50	18.75
14,000	86.00	64.50	43.00	21.50
16,000	97.00	72.75	48.50	24.25
18,000	108.00	81.00	54.00	27.00
20,000	119.00	89.25	59.50	29.75
22,000	130.00	97.50	65.00	32.50
24,000	141.00	105.75	70.50	35.25
26,000	152.00	114.00	76.00	38.00
48,000	88.50	66.38	44.25	22.13
over 48,000	129.50	97.13	64.75	32.38

STATE OF NEW YORK

Schedule of Vehicle Registration Fees for Straight Trucks

Household Goods Carrier

Gross Weight	Apr	May	Jun	Jul	Aug	Sep	Oct	Nov	Dec	Jan	Feb	Mar
10,000	155.25	142.25	129.50	116.50	103.50	90.50	77.75	64.75	51.75	38.75	26.00	13.00
12,000	186.25	170.75	155.25	139.75	124.25	108.75	93.25	77.50	62.00	46.50	31.00	15.50
14,000	217.25	199.25	181.00	163.00	144.75	126.75	108.75	90.50	72.50	54.25	36.25	18.00
16,000	248.50	227.75	207.00	186.50	165.75	145.00	124.25	103.50	82.75	62.25	41.50	20.75
18,000	279.50	256.25	233.00	209.75	186.25	163.00	139.75	116.50	93.25	70.00	46.50	23.25
20,000	310.50	284.75	258.75	233.00	207.00	181.25	155.25	129.50	103.50	77.75	51.75	26.00
22,000	341.50	313.00	284.50	256.25	227.75	199.25	170.75	142.25	113.75	85.50	57.00	28.50
24,000	372.50	341.50	310.50	279.50	248.25	217.25	186.25	155.25	124.25	93.25	62.00	31.00
26,000	403.75	370.00	336.50	302.75	269.25	235.50	202.00	168.25	134.50	101.00	67.25	33.75
28,000	434.75	398.50	362.25	326.00	289.75	253.50	217.50	181.25	145.00	108.75	72.50	36.25
30,000	465.75	427.00	388.25	349.25	310.50	271.75	233.00	194.00	155.25	116.50	77.75	38.75
32,000	496.75	455.25	414.00	372.50	331.25	289.75	248.50	207.00	165.50	124.25	82.75	41.50
34,000	527.75	483.75	439.75	395.75	351.75	307.75	264.00	220.00	176.00	132.00	88.00	44.00
36,000	559.00	512.50	465.75	419.25	372.75	326.00	279.50	233.00	186.25	139.75	93.25	46.50
38,000	590.00	540.75	491.75	442.50	393.25	344.25	295.00	245.75	196.75	147.50	98.25	49.25
40,000	621.00	569.25	517.50	465.75	414.00	362.25	310.50	258.75	207.00	155.25	103.50	51.75
42,000	652.00	597.75	543.25	489.00	434.75	380.25	326.00	271.75	163.00	108.75	108.75	54.25
44,000	683.00	626.00	569.25	512.25	455.25	398.50	341.50	284.50	227.75	170.75	113.75	57.00
46,000	714.25	654.75	595.25	535.75	476.25	416.75	357.25	297.50	238.00	178.50	119.00	59.50
48,000	745.25	683.25	621.00	559.00	496.75	434.75	372.75	310.50	248.50	186.25	124.25	62.00
50,000	776.25	711.50	647.00	582.25	517.50	452.75	388.25	323.50	258.75	194.00	129.50	64.75
52,000	807.25	740.00	672.75	605.50	538.25	471.00	403.75	336.25	269.00	201.75	134.50	67.25
54,000	838.25	768.50	698.50	628.75	558.75	489.00	419.25	349.25	279.50	209.50	139.75	69.75
56,000	869.50	797.00	724.50	652.25	579.75	507.25	434.75	362.25	289.75	217.50	145.00	72.50
58,000	900.50	825.50	750.50	675.50	600.25	525.25	450.25	375.25	300.25	225.25	150.00	75.00
60,000	931.50	854.00	776.25	698.75	621.00	543.50	465.75	388.25	310.50	233.00	155.25	77.75

STATE OF NEW YORK

Schedule of Vehicle Registration Fees for Straight Trucks

Private, For Hire, and Exempt Carriers

Gross Weight	Apr	May	Jun	Jul	Aug	Sep	Oct	Nov	Dec	Jan	Feb	Mar
10,000	57.50	52.75	48.00	43.25	38.25	33.50	28.75	24.00	19.25	14.50	9.50	4.75
12,000	69.00	63.25	57.50	51.75	46.00	40.25	34.50	28.75	23.00	17.25	11.50	5.75
14,000	80.50	73.75	67.00	60.50	53.75	47.00	40.25	33.50	26.75	20.25	13.50	6.75
16,000	92.00	84.25	76.75	69.00	61.25	53.75	46.00	38.25	30.75	23.00	15.25	7.75
18,000	103.50	95.00	86.25	77.75	69.00	60.50	51.75	43.25	34.50	26.00	17.25	8.75
20,000	115.00	105.50	95.75	86.25	76.75	67.00	57.50	48.00	38.25	28.75	19.25	9.50
22,000	126.50	116.00	105.50	95.00	84.25	73.75	63.25	52.75	42.25	31.75	21.00	10.50
24,000	138.00	126.50	115.00	103.50	92.00	80.50	69.00	57.50	46.00	34.50	23.00	11.50
26,000	149.50	137.00	124.50	112.25	99.75	87.25	74.75	62.25	49.75	37.50	25.00	12.50
28,000	161.00	147.50	134.25	120.75	107.25	94.00	80.50	67.00	53.75	40.25	26.75	13.50
30,000	172.50	158.25	143.75	129.50	115.00	100.75	86.25	72.00	57.50	43.25	28.75	14.50
32,000	184.00	168.75	153.25	138.00	122.75	107.25	92.00	76.75	61.25	46.00	30.75	15.25
34,000	195.50	179.25	163.00	146.75	130.25	114.00	97.75	81.50	65.25	49.00	32.50	16.25
36,000	207.00	189.75	172.50	155.25	138.00	120.75	103.50	86.25	69.00	51.75	34.50	17.25
38,000	218.50	200.25	182.00	164.00	145.75	127.50	109.25	91.00	72.75	54.75	36.50	18.25
40,000	230.00	210.75	191.75	172.50	153.25	134.25	115.00	95.75	76.75	57.50	38.25	19.25
42,000	241.50	221.50	201.25	181.25	161.00	141.00	120.75	100.75	80.50	60.50	40.25	20.25
44,000	253.00	232.00	210.75	189.75	168.75	147.50	126.50	105.50	84.25	63.25	42.25	21.00
46,000	264.50	242.50	220.50	198.50	176.25	154.25	132.25	110.25	88.25	66.25	44.00	22.00
48,000	276.00	253.00	230.00	207.00	184.00	161.00	138.00	115.00	92.00	69.00	46.00	23.00
50,000	287.50	263.50	239.50	215.75	191.75	167.75	143.75	119.75	95.75	72.00	48.00	24.00
52,000	299.00	274.00	249.25	224.25	199.25	174.50	149.50	124.50	99.75	74.75	49.75	25.00
54,000	310.50	284.75	258.75	233.00	207.00	181.25	155.25	129.50	103.50	77.75	51.75	26.00
56,000	322.00	295.25	268.25	241.50	214.75	187.75	161.00	134.25	107.25	80.50	53.75	26.75
58,000	333.50	305.75	278.00	250.25	222.25	194.50	166.75	139.00	111.25	83.50	55.50	27.75
60,000	345.00	316.25	287.50	258.75	230.00	201.25	172.50	143.75	115.00	86.25	57.50	28.75

STATE OF NEW YORK

Schedule of Vehicle Registration Fees For Tractors

Private, For Hire, and Exempt Carriers

Gross Weight	Apr	May	Jun	Jul	Aug	Sep	Oct	Nov	Dec	Jan	Feb	Mar
26,000	314.00	287.75	261.75	235.50	209.25	183.25	157.00	130.75	104.75	78.50	52.25	26.25
28,000	338.00	309.75	281.75	253.50	225.25	197.25	169.00	140.75	112.75	84.50	56.25	28.25
30,000	362.25	332.00	302.00	271.75	241.50	211.25	181.25	151.00	120.75	90.50	60.50	30.25
32,000	386.50	354.25	322.00	290.00	257.75	225.50	193.25	161.00	128.75	96.75	64.50	32.25
34,000	410.50	376.25	342.00	308.00	273.75	239.50	205.25	171.00	136.75	102.75	68.50	34.25
36,000	434.75	398.50	362.25	326.00	289.75	253.50	217.50	181.25	145.00	108.75	72.50	36.25
38,000	458.75	420.50	382.25	344.00	305.75	267.50	229.50	191.25	153.00	114.75	76.50	38.25
40,000	483.00	442.75	402.50	362.25	322.00	281.75	241.50	201.25	161.00	120.75	80.50	40.25
42,000	507.25	465.00	422.75	380.50	338.25	296.00	253.75	211.25	169.00	126.75	84.50	42.25
44,000	531.25	487.00	442.75	398.50	354.25	310.00	265.75	221.25	177.00	132.75	88.50	44.25
46,000	555.50	509.25	463.00	416.75	370.25	324.00	277.75	231.50	185.25	139.00	92.50	46.25
48,000	579.50	531.25	483.00	434.75	386.25	338.00	289.75	241.50	193.25	145.00	96.50	48.25
50,000	603.75	553.50	503.25	452.75	402.50	352.25	302.00	251.50	201.25	151.00	100.75	50.25
52,000	628.00	575.75	523.25	471.00	418.75	366.25	314.00	261.75	209.25	157.00	104.75	52.25
54,000	652.00	597.75	543.25	489.00	434.75	380.25	326.00	271.75	217.25	163.00	108.75	54.25
56,000	676.25	620.00	563.50	507.25	450.75	394.50	338.25	281.75	225.50	169.00	112.75	56.25
58,000	700.25	642.00	583.50	525.25	466.75	408.50	350.25	291.75	233.50	175.00	116.75	58.25
60,000	724.50	664.25	603.75	543.50	483.00	422.75	362.25	302.00	241.50	181.25	120.75	60.50
62,000	748.75	686.25	624.00	561.50	499.25	436.75	374.50	312.00	249.50	187.25	124.75	62.50
64,000	772.75	708.25	644.00	579.50	515.25	450.75	386.50	322.00	257.50	193.25	128.75	64.50
66,000	797.00	730.50	664.25	597.75	531.25	465.00	398.50	332.00	265.75	199.25	132.75	66.50
68,000	821.00	752.50	684.25	615.75	547.25	479.00	410.50	342.00	273.75	205.25	136.75	68.50
70,000	845.25	774.75	704.50	634.00	563.50	493.00	422.75	352.25	281.75	211.25	141.00	70.50
72,000	869.50	797.00	724.50	652.25	579.75	507.25	434.75	362.25	289.75	217.50	145.00	72.50
74,000	893.50	819.00	744.50	670.25	595.75	521.25	446.75	372.25	297.75	223.50	149.00	74.50
76,000	917.75	841.25	764.75	688.25	611.75	535.25	459.00	382.50	306.00	229.50	153.00	76.50
78,000	941.75	863.25	784.75	706.25	627.75	549.25	471.00	392.50	314.00	235.50	157.00	78.50
80,000	966.00	885.50	805.00	724.50	644.00	563.50	483.00	402.50	322.00	241.50	161.00	80.50

STATE OF NEW YORK

Schedule of Vehicle Registration Fees For Tractors

Household Goods Carrier

<u>Gross Weight</u>	<u>Apr</u>	<u>May</u>	<u>Jun</u>	<u>Jul</u>	<u>Aug</u>	<u>Sep</u>	<u>Oct</u>	<u>Nov</u>	<u>Dec</u>	<u>Jan</u>	<u>Feb</u>	<u>Mar</u>
26,000	448.50	411.25	373.75	336.50	299.00	261.75	224.25	187.00	149.50	112.25	74.75	37.50
28,000	483.00	442.75	402.50	362.25	322.00	281.75	241.50	201.25	161.00	120.75	80.50	40.25
30,000	517.50	474.50	431.25	388.25	345.00	302.00	258.75	215.75	172.50	129.50	86.25	43.25
32,000	552.00	506.00	460.00	414.00	368.00	322.00	276.00	230.00	184.00	138.00	92.00	46.00
34,000	586.50	537.75	488.75	440.00	391.00	342.25	293.25	244.50	195.50	146.75	97.75	49.00
36,000	621.00	569.25	517.50	465.75	414.00	362.25	310.50	258.75	207.00	155.25	103.50	51.75
38,000	655.50	601.00	546.25	491.75	437.00	382.50	327.75	273.25	218.50	164.00	109.25	54.75
40,000	690.00	632.50	575.00	517.50	460.00	402.50	345.00	287.50	230.00	172.50	115.00	57.50
42,000	724.50	664.25	603.75	543.50	483.00	422.75	362.25	302.00	241.50	181.25	120.75	60.50
44,000	759.00	695.75	632.50	569.25	506.00	442.75	379.50	316.25	253.00	189.75	126.50	63.25
46,000	793.50	727.50	661.25	595.25	529.00	463.00	396.75	330.75	264.50	198.50	132.25	66.25
48,000	828.00	759.00	690.00	621.00	552.00	483.00	414.00	345.00	276.00	207.00	138.00	69.00
50,000	862.50	790.75	718.75	647.00	575.00	503.25	431.25	359.50	287.50	215.75	143.75	72.00
52,000	897.00	822.25	747.50	672.75	598.00	523.25	448.50	373.75	299.00	224.25	149.50	74.75
54,000	931.50	854.00	776.25	698.75	621.00	543.50	465.75	388.25	310.50	233.00	155.25	77.75
56,000	966.00	885.50	805.00	724.50	644.00	563.50	483.00	402.50	322.00	241.50	161.00	80.50
58,000	1000.50	917.25	833.75	750.50	667.00	583.75	500.25	417.00	333.50	250.25	166.75	83.50
60,000	1035.00	948.75	862.50	776.25	690.00	603.75	517.50	431.25	345.00	258.75	172.50	86.25
62,000	1069.50	980.50	891.25	802.25	713.00	624.00	534.75	445.75	356.50	267.50	178.25	89.25
64,000	1104.00	1012.00	920.00	828.00	736.00	644.00	522.00	460.00	368.00	276.00	184.00	92.00
66,000	1138.50	1043.75	948.75	854.00	759.00	664.25	569.25	474.50	379.50	284.75	189.75	95.00
68,000	1173.00	1075.25	977.50	879.75	782.00	684.25	586.50	488.75	391.00	293.25	195.50	97.75
70,000	1207.50	1107.00	1006.25	905.75	805.00	704.50	603.75	503.25	402.50	302.00	201.25	100.75
72,000	1242.00	1138.50	1035.00	931.50	828.00	724.50	621.00	517.50	414.00	310.50	207.00	103.50
74,000	1276.50	1170.25	1063.75	957.50	851.00	744.75	638.25	532.00	425.50	319.25	212.75	106.50
76,000	1311.00	1201.75	1092.50	983.25	874.00	764.75	655.50	546.25	437.00	327.75	218.50	109.25
78,000	1345.50	1233.50	1121.25	1009.25	897.00	785.00	672.75	560.75	448.50	336.50	224.25	112.25
80,000	1380.00	1265.00	1150.00	1035.00	920.00	805.00	690.00	575.00	460.00	345.00	230.00	115.00

STATE OF NORTH CAROLINA

Schedule of Vehicle Registration Fees

<u>Gross Weight</u>	<u>April</u>	<u>July</u>	<u>Oct</u>	<u>Jan</u>	<u>Gross Weight</u>	<u>April</u>	<u>July</u>	<u>Oct</u>	<u>Jan</u>
5,000	34.50	26.00	17.25	8.75	43,000	519.00	389.25	259.50	129.75
6,000	40.75	30.50	20.50	10.25	44,000	531.00	398.25	265.50	132.75
7,000	47.00	35.25	23.50	11.75	45,000	543.00	407.25	271.50	135.75
8,000	53.50	40.00	26.75	13.25	46,000	555.00	416.25	277.50	138.75
9,000	59.75	44.75	29.75	15.00	47,000	567.00	425.25	283.50	141.75
10,000	81.00	60.75	40.50	20.25	48,000	579.00	434.25	289.50	144.75
11,000	88.75	66.50	44.50	22.25	49,000	591.00	443.25	295.50	147.75
12,000	96.50	72.50	48.25	24.25	50,000	603.00	452.25	301.50	150.75
13,000	104.50	78.25	52.25	26.00	51,000	615.00	461.25	307.50	153.75
14,000	151.50	113.50	75.75	37.75	52,000	627.00	470.25	313.50	156.75
15,000	162.00	121.50	81.00	40.50	53,000	639.00	479.25	319.50	159.75
16,000	172.50	129.50	86.25	43.25	54,000	651.00	488.25	325.50	162.75
17,000	183.25	137.50	91.50	45.75	55,000	663.00	497.25	331.50	165.75
18,000	219.00	164.25	109.50	54.75	56,000	675.00	506.25	337.50	168.75
19,000	231.00	173.25	115.50	57.75	57,000	687.00	515.25	343.50	171.75
20,000	243.00	182.25	121.50	60.75	58,000	699.00	524.25	349.50	174.75
21,000	255.00	191.25	127.50	63.75	59,000	711.00	533.25	355.50	177.75
22,000	267.00	200.25	133.50	66.75	60,000	723.00	542.25	361.50	180.75
23,000	279.00	209.25	139.50	69.75	61,000	735.00	551.25	367.50	183.75
24,000	291.00	218.25	145.50	72.75	62,000	747.00	560.25	373.50	186.75
25,000	303.00	227.25	151.50	75.75	63,000	759.00	569.25	379.50	189.75
26,000	315.00	236.25	157.50	78.75	64,000	771.00	578.25	385.50	192.75
27,000	327.00	245.25	163.50	81.75	65,000	783.00	587.25	391.50	195.75
28,000	339.00	254.25	169.50	84.75	66,000	795.00	596.25	397.50	198.75
29,000	351.00	263.25	175.50	87.75	67,000	807.00	605.25	403.50	201.75
30,000	363.00	272.25	181.50	90.75	68,000	819.00	614.25	409.50	204.75
31,000	375.00	281.25	187.50	93.75	69,000	831.00	623.25	415.50	207.75
32,000	387.00	290.25	193.50	96.75	70,000	843.00	632.25	421.50	210.75
33,000	399.00	299.25	199.50	99.75	71,000	855.00	641.25	427.50	213.75
34,000	411.00	308.25	205.50	102.75	72,000	867.00	650.25	433.50	216.75
35,000	423.00	317.25	211.50	105.75	73,000	879.00	659.25	439.50	219.75
36,000	435.00	326.25	217.50	108.75	74,000	891.00	668.25	445.50	222.75
37,000	447.00	335.25	223.50	111.75	75,000	903.00	677.25	451.50	225.75
38,000	459.00	344.25	229.50	114.75	76,000	915.00	686.25	457.50	228.75
39,000	471.00	353.25	235.50	117.75	77,000	927.00	695.25	463.50	231.75
40,000	483.00	362.25	241.50	120.75	78,000	939.00	704.25	469.50	234.75
41,000	495.00	371.25	247.50	123.75	79,000	951.00	713.25	475.50	237.75
42,000	507.00	380.25	253.50	126.75	80,000	963.00	722.25	481.50	240.75

MAXIMUM LEGAL WEIGHT - 80,000 lbs.

STATE OF NORTH DAKOTA

Schedule of Vehicle Registration Fees

1998 thru 1992 Year Models

Gross Weight	Apr	May	Jun	Jul	Aug	Sep	Oct	Nov	Dec	Jan	Feb	Mar
22,000	116.00	107.00	97.00	87.00	78.00	68.00	58.00	49.00	39.00	29.00	20.00	10.00
26,000	168.00	154.00	140.00	126.00	112.00	98.00	84.00	70.00	56.00	42.00	28.00	14.00
30,000	229.00	210.00	191.00	172.00	153.00	134.00	115.00	96.00	77.00	58.00	39.00	20.00
34,000	295.00	271.00	246.00	222.00	197.00	173.00	148.00	123.00	99.00	74.00	50.00	25.00
38,000	356.00	327.00	297.00	267.00	238.00	208.00	178.00	149.00	119.00	89.00	60.00	30.00
42,000	417.00	383.00	348.00	313.00	278.00	244.00	209.00	174.00	139.00	105.00	70.00	35.00
46,000	478.00	439.00	399.00	359.00	319.00	279.00	239.00	200.00	160.00	120.00	80.00	40.00
50,000	539.00	495.00	450.00	405.00	360.00	315.00	270.00	225.00	180.00	135.00	90.00	45.00
54,000	609.00	559.00	508.00	457.00	406.00	356.00	305.00	254.00	203.00	153.00	102.00	51.00
58,000	670.00	615.00	559.00	503.00	447.00	391.00	335.00	280.00	224.00	168.00	112.00	56.00
62,000	731.00	671.00	610.00	549.00	488.00	427.00	366.00	305.00	244.00	183.00	122.00	61.00
66,000	792.00	726.00	660.00	594.00	528.00	462.00	396.00	330.00	264.00	198.00	132.00	66.00
70,000	853.00	782.00	711.00	640.00	569.00	498.00	427.00	356.00	285.00	214.00	143.00	72.00
74,000	914.00	838.00	762.00	686.00	610.00	534.00	457.00	381.00	305.00	229.00	153.00	77.00
78,000	975.00	894.00	813.00	732.00	650.00	569.00	488.00	407.00	325.00	244.00	163.00	82.00
82,000	1036.00	950.00	864.00	777.00	691.00	605.00	518.00	432.00	346.00	259.00	173.00	87.00
86,000	1159.00	1063.00	966.00	870.00	773.00	677.00	580.00	483.00	387.00	290.00	194.00	97.00
90,000	1281.00	1175.00	1068.00	961.00	854.00	748.00	641.00	534.00	427.00	321.00	214.00	107.00
94,000	1403.00	1287.00	1170.00	1053.00	936.00	819.00	702.00	585.00	468.00	351.00	234.00	117.00
98,000	1525.00	1398.00	1271.00	1144.00	1017.00	890.00	763.00	636.00	509.00	382.00	255.00	128.00
102,000	1647.00	1510.00	1373.00	1236.00	1098.00	961.00	824.00	687.00	549.00	412.00	275.00	138.00
105,500	1769.00	1622.00	1475.00	1327.00	1180.00	1032.00	885.00	738.00	590.00	443.00	295.00	148.00

STATE OF NORTH DAKOTA

Schedule of Vehicle Registration Fees

1991 thru 1987 Year Models

<u>Gross Weight</u>	<u>Apr</u>	<u>May</u>	<u>Jun</u>	<u>Jul</u>	<u>Aug</u>	<u>Sep</u>	<u>Oct</u>	<u>Nov</u>	<u>Dec</u>	<u>Jan</u>	<u>Feb</u>	<u>Mar</u>
22,000	90.00	83.00	75.00	68.00	60.00	53.00	45.00	38.00	30.00	23.00	15.00	8.00
26,000	138.00	127.00	115.00	104.00	92.00	81.00	69.00	58.00	46.00	35.00	23.00	12.00
30,000	187.00	172.00	156.00	141.00	125.00	110.00	94.00	78.00	63.00	47.00	32.00	16.00
34,000	240.00	220.00	200.00	180.00	160.00	140.00	120.00	100.00	80.00	60.00	40.00	20.00
38,000	289.00	265.00	241.00	217.00	193.00	169.00	145.00	121.00	97.00	73.00	49.00	25.00
42,000	338.00	310.00	282.00	254.00	226.00	198.00	169.00	141.00	113.00	85.00	57.00	29.00
46,000	386.00	354.00	322.00	290.00	258.00	226.00	193.00	161.00	129.00	97.00	65.00	33.00
50,000	435.00	399.00	363.00	327.00	290.00	254.00	218.00	182.00	145.00	109.00	73.00	37.00
54,000	493.00	452.00	411.00	370.00	329.00	288.00	247.00	206.00	165.00	124.00	83.00	42.00
58,000	542.00	497.00	452.00	407.00	362.00	317.00	271.00	226.00	181.00	136.00	91.00	46.00
62,000	591.00	542.00	493.00	444.00	394.00	345.00	296.00	247.00	197.00	148.00	99.00	50.00
66,000	639.00	586.00	533.00	480.00	426.00	373.00	320.00	267.00	213.00	160.00	107.00	54.00
70,000	688.00	631.00	574.00	516.00	459.00	402.00	344.00	287.00	230.00	172.00	115.00	58.00
74,000	737.00	676.00	615.00	553.00	492.00	430.00	369.00	308.00	246.00	185.00	123.00	62.00
78,000	786.00	721.00	655.00	590.00	524.00	459.00	393.00	328.00	262.00	197.00	131.00	66.00
82,000	835.00	766.00	696.00	627.00	557.00	488.00	418.00	348.00	279.00	209.00	140.00	70.00
86,000	940.00	862.00	784.00	705.00	627.00	549.00	470.00	392.00	314.00	235.00	157.00	79.00
90,000	1044.00	957.00	870.00	783.00	696.00	609.00	522.00	435.00	348.00	261.00	174.00	87.00
94,000	1149.00	1054.00	958.00	862.00	766.00	671.00	575.00	479.00	383.00	288.00	192.00	96.00
98,000	1254.00	1150.00	1045.00	941.00	836.00	732.00	627.00	523.00	418.00	314.00	209.00	105.00
102,000	1358.00	1245.00	1132.00	1019.00	906.00	793.00	679.00	566.00	453.00	340.00	227.00	114.00
105,500	1463.00	1342.00	1220.00	1098.00	976.00	854.00	732.00	610.00	488.00	366.00	244.00	122.00

STATE OF NORTH DAKOTA

Schedule of Vehicle Registration Fees

1986 and Older Year Models

<u>Gross Weight</u>	<u>Apr</u>	<u>May</u>	<u>Jun</u>	<u>Jul</u>	<u>Aug</u>	<u>Sep</u>	<u>Oct</u>	<u>Nov</u>	<u>Dec</u>	<u>Jan</u>	<u>Feb</u>	<u>Mar</u>
22,000	77.00	71.00	65.00	58.00	52.00	45.00	39.00	33.00	26.00	20.00	13.00	7.00
26,000	122.00	112.00	102.00	92.00	82.00	72.00	61.00	51.00	41.00	31.00	21.00	11.00
30,000	165.00	152.00	138.00	124.00	110.00	97.00	83.00	69.00	55.00	42.00	28.00	14.00
34,000	212.00	195.00	177.00	159.00	142.00	124.00	106.00	89.00	71.00	53.00	36.00	18.00
38,000	255.00	234.00	213.00	192.00	170.00	149.00	128.00	107.00	85.00	64.00	43.00	22.00
42,000	297.00	273.00	248.00	223.00	198.00	174.00	149.00	124.00	99.00	75.00	50.00	25.00
46,000	340.00	312.00	284.00	255.00	227.00	199.00	170.00	142.00	114.00	85.00	57.00	29.00
50,000	383.00	352.00	320.00	288.00	256.00	224.00	192.00	160.00	128.00	96.00	64.00	32.00
54,000	434.00	398.00	362.00	326.00	290.00	254.00	217.00	181.00	145.00	109.00	73.00	37.00
58,000	477.00	438.00	398.00	358.00	318.00	279.00	239.00	199.00	159.00	120.00	80.00	40.00
62,000	520.00	477.00	434.00	390.00	347.00	304.00	260.00	217.00	174.00	130.00	87.00	44.00
66,000	563.00	517.00	470.00	423.00	376.00	329.00	282.00	235.00	188.00	141.00	94.00	47.00
70,000	605.00	555.00	505.00	454.00	404.00	353.00	303.00	253.00	202.00	152.00	101.00	51.00
74,000	648.00	594.00	540.00	486.00	432.00	378.00	324.00	270.00	216.00	162.00	108.00	54.00
78,000	691.00	634.00	576.00	519.00	461.00	404.00	346.00	288.00	231.00	173.00	116.00	58.00
82,000	734.00	673.00	612.00	551.00	490.00	429.00	367.00	306.00	245.00	184.00	123.00	62.00
86,000	821.00	753.00	685.00	616.00	548.00	479.00	411.00	343.00	274.00	206.00	137.00	69.00
90,000	908.00	833.00	757.00	681.00	606.00	530.00	454.00	379.00	303.00	227.00	152.00	76.00
94,000	995.00	913.00	830.00	747.00	664.00	581.00	498.00	415.00	332.00	249.00	166.00	83.00
98,000	1083.00	993.00	903.00	813.00	722.00	632.00	542.00	452.00	361.00	271.00	181.00	91.00
102,000	1170.00	1073.00	975.00	878.00	780.00	683.00	585.00	488.00	390.00	293.00	195.00	98.00
105,500	1257.00	1153.00	1048.00	943.00	838.00	734.00	629.00	524.00	419.00	315.00	210.00	105.00

STATE OF OHIO

Schedule of Vehicle Registration Fees

<u>Gross Weight</u>	<u>Apr</u>	<u>May</u>	<u>Jun</u>	<u>Jul</u>	<u>Aug</u>	<u>Sep</u>	<u>Oct</u>	<u>Nov</u>	<u>Dec</u>	<u>Jan</u>	<u>Feb</u>	<u>Mar</u>
2,000	45.00	42.00	38.00	34.00	30.00	27.00	23.00	19.00	15.00	12.00	8.00	4.00
6,000	70.00	65.00	59.00	53.00	47.00	41.00	35.00	30.00	24.00	18.00	12.00	6.00
10,000	85.00	78.00	71.00	64.00	57.00	50.00	43.00	36.00	29.00	22.00	15.00	8.00
14,000	105.00	97.00	88.00	79.00	70.00	62.00	53.00	44.00	35.00	27.00	18.00	9.00
18,000	125.00	115.00	105.00	94.00	84.00	73.00	63.00	53.00	42.00	32.00	21.00	11.00
22,000	150.00	138.00	125.00	113.00	100.00	88.00	75.00	63.00	50.00	38.00	25.00	13.00
26,000	175.00	161.00	146.00	132.00	117.00	103.00	88.00	73.00	59.00	44.00	30.00	15.00
30,000	355.00	326.00	296.00	267.00	237.00	208.00	178.00	148.00	119.00	89.00	60.00	30.00
34,000	420.00	385.00	350.00	315.00	280.00	245.00	210.00	175.00	140.00	105.00	70.00	35.00
38,000	480.00	440.00	400.00	360.00	320.00	280.00	240.00	200.00	160.00	120.00	80.00	40.00
42,000	540.00	495.00	450.00	405.00	360.00	315.00	270.00	225.00	180.00	135.00	90.00	45.00
46,000	600.00	550.00	500.00	450.00	400.00	350.00	300.00	250.00	200.00	150.00	100.00	50.00
50,000	660.00	605.00	550.00	495.00	440.00	385.00	330.00	275.00	220.00	165.00	110.00	55.00
54,000	725.00	665.00	605.00	544.00	484.00	423.00	363.00	303.00	242.00	182.00	121.00	61.00
58,000	785.00	720.00	655.00	589.00	524.00	458.00	393.00	328.00	262.00	197.00	131.00	66.00
62,000	855.00	784.00	713.00	642.00	570.00	499.00	428.00	357.00	285.00	214.00	143.00	72.00
66,000	925.00	848.00	771.00	694.00	617.00	540.00	463.00	386.00	309.00	232.00	155.00	78.00
70,000	995.00	913.00	830.00	747.00	664.00	581.00	498.00	415.00	332.00	249.00	166.00	83.00
74,000	1080.00	990.00	900.00	810.00	720.00	630.00	540.00	450.00	360.00	270.00	180.00	90.00
78,000	1200.00	1100.00	1000.00	900.00	800.00	700.00	600.00	500.00	400.00	300.00	200.00	100.00
80,000	1340.00	1229.00	1117.00	1005.00	894.00	782.00	670.00	559.00	447.00	335.00	224.00	112.00

STATE OF OKLAHOMA

Schedule of Vehicle Registration Fees

<u>Gross Weight</u>	<u>Apr</u>	<u>May</u>	<u>Jun</u>	<u>Jul</u>	<u>Aug</u>	<u>Sep</u>	<u>Oct</u>	<u>Nov</u>	<u>Dec</u>	<u>Jan</u>	<u>Feb</u>	<u>Mar</u>
15,000	95.00	95.00	95.00	71.25	71.25	71.25	47.50	47.50	47.50	23.75	23.75	23.75
18,000	120.00	120.00	120.00	90.00	90.00	90.00	60.00	60.00	60.00	30.00	30.00	30.00
21,000	155.00	155.00	155.00	116.25	116.25	116.25	77.50	77.50	77.50	38.75	38.75	38.75
24,000	190.00	190.00	190.00	142.50	142.50	142.50	95.00	95.00	95.00	47.50	47.50	47.50
27,000	225.00	225.00	225.00	168.75	168.75	168.75	112.50	112.50	112.50	56.25	56.25	56.25
30,000	260.00	260.00	260.00	195.00	195.00	195.00	130.00	130.00	130.00	65.00	65.00	65.00
33,000	295.00	295.00	295.00	221.25	221.25	221.25	147.50	147.50	147.50	73.75	73.75	73.75
36,000	325.00	325.00	325.00	243.75	243.75	243.75	162.50	162.50	162.50	81.25	81.25	81.25
39,000	350.00	350.00	350.00	262.50	262.50	262.50	175.00	175.00	175.00	87.50	87.50	87.50
42,000	375.00	375.00	375.00	281.25	281.25	281.25	187.50	187.50	187.50	93.75	93.75	93.75
45,000	400.00	400.00	400.00	300.00	300.00	300.00	200.00	200.00	200.00	100.00	100.00	100.00
48,000	425.00	425.00	425.00	318.75	318.75	318.75	212.50	212.50	212.50	106.25	106.25	106.25
51,000	450.00	450.00	450.00	337.50	337.50	337.50	225.00	225.00	225.00	112.50	112.50	112.50
54,000	475.00	475.00	475.00	356.25	356.25	356.25	237.50	237.50	237.50	118.75	118.75	118.75
57,000	648.00	648.00	648.00	486.00	486.00	486.00	324.00	324.00	324.00	162.00	162.00	162.00
60,000	681.00	681.00	681.00	510.75	510.75	510.75	340.50	340.50	340.50	170.25	170.25	170.25
63,000	713.00	713.00	713.00	534.75	534.75	534.75	356.50	356.50	356.50	178.25	178.25	178.25
66,000	746.00	746.00	746.00	559.50	559.50	559.50	373.00	373.00	373.00	186.50	186.50	186.50
68,000	778.00	778.00	778.00	583.50	583.50	583.50	389.00	389.00	389.00	194.50	194.50	194.50
72,000	817.00	817.00	817.00	612.75	612.75	612.75	408.50	408.50	408.50	204.25	204.25	204.25
73,280	857.00	857.00	857.00	642.75	642.75	642.75	428.50	428.50	428.50	214.25	214.25	214.25
74,000	870.00	870.00	870.00	652.50	652.50	652.50	435.00	435.00	435.00	217.50	217.50	217.50
75,000	883.00	883.00	883.00	662.25	662.25	662.25	441.50	441.50	441.50	220.75	220.75	220.75
76,000	896.00	896.00	896.00	672.00	672.00	672.00	448.00	448.00	448.00	224.00	224.00	224.00
77,000	909.00	909.00	909.00	681.75	681.75	681.75	454.50	454.50	454.50	227.25	227.25	227.25
78,000	922.00	922.00	922.00	691.50	691.50	691.50	461.00	461.00	461.00	230.50	230.50	230.50
79,000	935.00	935.00	935.00	701.25	701.25	701.25	467.50	467.50	467.50	233.75	233.75	233.75
80,000	948.00	948.00	948.00	711.00	711.00	711.00	474.00	474.00	474.00	237.00	237.00	237.00
81,000	961.00	961.00	961.00	720.75	720.75	720.75	480.50	480.50	480.50	240.25	240.25	240.25
82,000	974.00	974.00	974.00	730.50	730.50	730.50	487.00	487.00	487.00	243.50	243.50	243.50
83,000	987.00	987.00	987.00	740.25	740.25	740.25	493.50	493.50	493.50	246.75	246.75	246.75
84,000	1000.00	1000.00	1000.00	750.00	750.00	750.00	500.00	500.00	500.00	250.00	250.00	250.00
85,000	1013.00	1013.00	1013.00	759.75	759.75	759.75	506.50	506.50	506.50	253.25	253.25	253.25
86,000	1026.00	1026.00	1026.00	769.50	769.50	769.50	513.00	513.00	513.00	256.50	256.50	256.50
87,000	1039.00	1039.00	1039.00	779.25	779.25	779.25	519.50	519.50	519.50	259.75	259.75	259.75
88,000	1052.00	1052.00	1052.00	789.00	789.00	789.00	526.00	526.00	526.00	263.00	263.00	263.00
89,000	1065.00	1065.00	1065.00	798.75	798.75	798.75	532.50	532.50	532.50	266.25	266.25	266.25
90,000	1078.00	1078.00	1078.00	808.50	808.50	808.50	539.00	539.00	539.00	269.50	269.50	269.50

STATE OF OREGON

Schedule of Vehicle Registration Fees

Gross Weight	April	July	Oct	Jan	Gross Weight	April	July	Oct	Jan
10,000	110.00	82.50	55.00	27.50	60,000	240.00	180.00	120.00	60.00
12,000	125.00	93.75	62.50	31.25	62,000	250.00	187.50	125.00	62.50
14,000	140.00	105.00	70.00	35.00	64,000	260.00	195.00	130.00	65.00
16,000	155.00	116.25	77.50	38.75	66,000	265.00	198.75	132.50	66.25
18,000	170.00	127.50	85.00	42.50	68,000	275.00	206.25	137.50	68.75
20,000	190.00	142.50	95.00	47.50	70,000	280.00	210.00	140.00	70.00
22,000	205.00	153.75	102.50	51.25	72,000	290.00	217.50	145.00	72.50
24,000	225.00	168.75	112.50	56.25	74,000	295.00	221.25	147.50	73.75
26,000	245.00	183.75	122.50	61.25	76,000	305.00	228.75	152.50	76.25
28,000	120.00	90.00	60.00	30.00	78,000	310.00	232.50	155.00	77.50
30,000	125.00	93.75	62.50	31.25	80,000	320.00	240.00	160.00	80.00
32,000	135.00	101.25	67.50	33.75	82,000	325.00	243.75	162.50	81.25
34,000	140.00	105.00	70.00	35.00	84,000	335.00	251.25	167.50	83.75
36,000	150.00	112.50	75.00	37.50	86,000	340.00	255.00	170.00	85.00
38,000	155.00	116.25	77.50	38.75	88,000	350.00	262.50	175.00	87.50
40,000	165.00	123.75	82.50	41.25	90,000	355.00	266.25	177.50	88.75
42,000	170.00	127.50	85.00	42.50	92,000	365.00	273.75	182.50	91.25
44,000	180.00	135.00	90.00	45.00	94,000	370.00	277.50	185.00	92.50
46,000	185.00	138.75	92.50	46.25	96,000	380.00	285.00	190.00	95.00
48,000	190.00	142.50	95.00	47.50	98,000	385.00	288.75	192.50	96.25
50,000	200.00	150.00	100.00	50.00	100,000	390.00	292.50	195.00	97.50
52,000	210.00	157.50	105.00	52.50	102,000	400.00	300.00	200.00	100.00
54,000	215.00	161.25	107.50	53.75	104,000	405.00	303.75	202.50	101.25
56,000	220.00	165.00	110.00	55.00	105,500	415.00	311.25	207.50	103.75
58,000	230.00	172.50	115.00	57.50					

STATE OF PENNSYLVANIA

Schedule of Vehicle Registration Fees

Trucks and Truck-Tractors

Gross Weight	Apr	May	Jun	Jul	Aug	Sep	Oct	Nov	Dec	Jan	Feb	Mar
5,000	58.50	53.63	48.75	43.88	39.00	34.13	29.25	24.38	19.50	14.63	9.75	4.88
7,000	81.00	74.25	67.50	60.75	54.00	47.25	40.50	33.75	27.00	20.25	13.50	6.75
9,000	153.00	140.25	127.50	114.75	102.00	89.25	76.50	63.75	51.00	38.25	25.50	12.75
11,000	198.00	181.50	165.00	148.50	132.00	115.50	99.00	82.50	66.00	49.50	33.00	16.50
14,000	243.00	222.75	202.50	182.25	162.00	141.75	121.50	101.25	81.00	60.75	40.50	20.25
17,000	288.00	264.00	240.00	216.00	192.00	168.00	144.00	120.00	96.00	72.00	48.00	24.00
21,000	355.50	325.88	296.25	266.63	237.00	207.38	177.75	148.13	118.50	88.88	59.25	29.63
26,000	405.00	371.25	337.50	303.75	270.00	236.25	202.50	168.75	135.00	101.25	67.50	33.75
30,000	472.50	433.13	393.75	354.38	315.00	275.63	236.25	196.88	157.50	118.13	78.75	39.38
33,000	567.00	519.75	472.50	425.25	378.00	330.75	283.50	236.25	189.00	141.75	94.50	47.25
36,000	621.00	569.25	517.50	465.75	414.00	362.25	310.50	258.75	207.00	155.25	103.50	51.75
40,000	657.00	602.25	547.50	492.75	438.00	383.25	328.50	273.75	219.00	164.25	109.50	54.75
44,000	697.50	639.38	581.25	523.13	465.00	406.88	348.75	290.63	232.50	174.38	116.25	58.13
48,000	751.50	688.88	626.25	563.63	501.00	438.38	375.75	313.13	250.50	187.88	125.25	62.63
52,000	828.00	759.00	690.00	621.00	552.00	483.00	414.00	345.00	276.00	207.00	138.00	69.00
56,000	882.00	808.50	735.00	661.50	588.00	514.50	441.05	367.50	294.00	220.50	147.00	73.50
60,000	999.00	915.75	832.50	749.25	666.00	582.75	499.50	416.25	333.00	249.75	166.50	83.25
64,000	1111.50	1018.88	926.25	833.63	741.00	648.38	555.75	463.13	370.50	277.88	185.25	92.63
68,000	1165.50	1068.38	971.25	874.13	777.00	679.88	582.75	485.63	388.50	291.38	194.25	97.13
73,280	1251.00	1146.75	1042.50	938.25	834.00	729.75	625.50	521.25	417.00	312.75	208.50	104.25
76,000	1597.50	1464.38	1331.25	1198.13	1065.00	931.88	798.75	665.63	532.50	399.38	266.25	133.13
78,000	1633.50	1497.38	1361.25	1225.13	1089.00	952.88	816.75	680.63	544.50	408.38	272.25	136.13
78,500	1651.50	1513.88	1376.25	1238.63	1101.00	963.38	825.75	688.13	550.50	412.88	275.25	137.63
79,000	1669.50	1530.38	1391.25	1252.13	1113.00	973.88	834.75	695.63	556.50	417.38	278.25	139.13
80,000	1687.50	1546.88	1406.25	1265.63	1125.00	984.38	843.75	703.13	562.50	421.88	281.25	140.63

73,281 - 80,000 Lbs. Apply only to vehicles registered in combination.

STATE OF RHODE ISLAND

Schedule of Vehicle Registration Fees

<u>Gross Weight</u>	<u>April - June</u>	<u>July - Sept.</u>	<u>Oct. - Dec.</u>	<u>Jan. - March</u>
4,000	34.00	25.50	17.00	8.50
5,000	40.00	30.00	20.00	10.00
6,000	48.00	36.00	24.00	12.00
7,000	56.00	42.00	28.00	14.00
8,000	64.00	48.00	32.00	16.00
9,000	70.00	52.50	35.00	17.50
10,000	78.00	58.50	39.00	19.50
12,000	106.00	79.50	53.00	26.50
14,000	124.00	93.00	62.00	31.00
16,000	140.00	105.00	70.00	35.00
18,000	158.00	118.50	79.00	39.50
20,000	176.00	132.00	88.00	44.00
22,000	194.00	145.50	97.00	48.50
24,000	210.00	157.50	105.00	52.50
26,000	230.00	172.50	115.00	57.50
28,000	296.00	222.00	148.00	74.00
30,000	316.00	237.00	158.00	79.00
32,000	422.00	316.50	211.00	105.50
34,000	448.00	336.00	224.00	112.00
36,000	476.00	357.00	238.00	119.00
38,000	502.00	376.50	251.00	125.50
40,000	528.00	396.00	264.00	132.00
42,000	554.00	415.50	277.00	138.50
46,000	608.00	456.00	304.00	152.00
50,000	660.00	495.00	330.00	165.00
54,000	712.00	534.00	356.00	178.00
58,000	768.00	576.00	384.00	192.00
62,000	816.00	612.00	408.00	204.00
66,000	876.00	657.00	438.00	219.00
70,000	924.00	693.00	462.00	231.00
74,000	972.00	729.00	486.00	243.00
76,000	996.00	747.00	498.00	249.00
78,000	1020.00	765.00	510.00	255.00
80,000	1044.00	783.00	522.00	261.00

PROVINCE OF SASKATCHEWAN

Schedule of Vehicle Registration Fees

Gross Weight	Apr	May	Jun	Jul	Aug	Sep	Oct	Nov	Dec	Jan	Feb	Mar
13,230	148.00	135.67	123.33	111.00	98.67	86.33	74.00	61.67	49.33	37.00	24.67	12.33
15,435	195.00	178.75	162.50	146.25	130.00	113.75	97.50	81.25	65.00	48.75	32.50	16.25
17,640	248.00	227.33	206.67	186.00	165.33	144.67	124.00	103.33	82.67	62.00	41.33	20.67
19,845	301.00	275.92	250.83	225.75	200.67	175.58	150.50	125.42	100.33	75.25	50.17	25.08
22,050	354.00	324.50	295.00	265.50	236.00	206.50	177.00	147.50	118.00	88.50	59.00	29.50
24,255	377.00	345.58	314.17	282.75	251.33	219.92	188.50	157.08	125.67	94.25	62.83	31.42
26,460	386.00	353.83	321.67	289.50	257.33	225.17	193.00	160.83	128.67	96.50	64.33	32.17
28,665	396.00	363.00	330.00	297.00	264.00	231.00	198.00	165.00	132.00	99.00	66.00	33.00
30,870	406.00	372.17	338.33	304.50	270.67	236.83	203.00	169.17	135.33	101.50	67.67	33.83
35,280	672.00	616.00	560.00	504.00	448.00	392.00	336.00	280.00	224.00	168.00	112.00	56.00
37,485	690.00	632.50	575.00	517.50	460.00	402.50	345.00	287.50	230.00	172.50	115.00	57.50
39,690	708.00	649.00	590.00	531.00	472.00	413.00	354.00	295.00	236.00	177.00	118.00	59.00
44,100	951.00	871.75	792.50	713.25	634.00	554.75	475.50	396.25	317.00	237.75	158.50	79.25
46,305	978.00	896.50	815.00	733.50	652.00	570.50	489.00	407.50	326.00	244.50	163.00	81.50
48,510	1004.00	920.37	836.67	753.00	669.33	585.67	502.00	418.33	334.67	251.00	167.33	83.67
50,715	1197.00	1097.25	997.50	897.75	798.00	698.25	598.50	498.75	399.00	299.25	199.50	99.75
52,920	1208.00	1107.33	1006.67	906.00	805.33	704.67	604.00	503.33	402.67	302.00	201.33	100.67
55,125	1218.00	1116.50	1015.00	913.50	812.00	710.50	609.00	507.50	406.00	304.50	203.00	101.50
57,330	1229.00	1126.58	1024.17	921.75	819.33	716.92	614.50	512.08	409.67	307.25	204.83	102.42
59,535	1469.00	1346.58	1224.17	1101.75	979.33	856.92	734.50	612.08	489.67	367.25	244.83	122.42
61,740	1487.00	1363.08	1239.17	1115.25	991.33	867.42	743.50	619.58	495.67	371.75	247.83	123.92
63,945	1500.00	1375.00	1250.00	1125.00	1000.00	875.00	750.00	625.00	500.00	375.00	250.00	125.00
66,150	1593.00	1460.25	1327.50	1194.75	1062.00	929.25	796.50	663.75	531.00	398.25	265.50	132.75
68,355	1823.00	1671.08	1519.17	1367.25	1215.33	1063.42	911.50	759.58	607.67	455.75	303.83	151.92
70,560	1833.00	1680.25	1527.50	1374.75	1222.00	1069.25	916.50	763.75	611.00	458.25	305.50	152.75
72,765	1844.00	1690.33	1536.67	1383.00	1229.33	1075.67	922.00	768.33	614.67	461.00	307.33	153.67
74,970	1854.00	1699.50	1545.00	1390.50	1236.00	1081.50	927.00	772.50	618.00	463.50	309.00	154.50
77,175	2072.00	1899.33	1726.67	1554.00	1381.33	1208.67	1036.00	863.33	690.67	518.00	345.33	172.67
79,380	2138.00	1959.83	1781.67	1603.50	1425.33	1247.17	1069.00	890.83	712.67	534.50	356.33	178.17
81,585	2204.00	2020.33	1836.67	1653.00	1469.33	1285.67	1102.00	918.33	734.67	551.00	367.33	183.67
83,790	2271.00	2081.75	1892.50	1703.25	1514.00	1324.75	1135.50	946.25	757.00	567.75	378.50	189.25
85,995	2340.00	2145.00	1950.00	1755.00	1560.00	1365.00	1170.00	975.00	780.00	585.00	390.00	195.00
88,200	2378.00	2179.83	1981.67	1783.50	1585.33	1387.17	1189.00	990.83	792.67	594.50	396.33	198.17
90,405	2380.00	2181.67	1983.33	1785.00	1586.67	1388.33	1190.00	991.67	793.33	595.00	396.67	198.33
92,610	2382.00	2183.50	1985.00	1786.50	1588.00	1389.50	1191.00	992.50	794.00	595.50	397.00	198.50
94,815	2436.00	2233.00	2030.00	1827.00	1624.00	1421.00	1218.00	1015.00	812.00	609.00	406.00	203.00
97,020	2438.00	2234.83	2031.67	1828.50	1625.33	1422.17	1219.00	1015.83	812.67	609.50	406.33	203.17
99,225	2440.00	2236.67	2033.33	1830.00	1626.67	1423.33	1220.00	1016.67	813.33	610.00	406.67	203.33

PROVINCE OF SASKATCHEWAN

Schedule of Vehicle Registration Fees (Cont.)

Gross Weight	Apr	May	Jun	Jul	Aug	Sep	Oct	Nov	Dec	Jan	Feb	Mar
101,430	2442.00	2238.50	2035.00	1831.50	1628.00	1424.50	1221.00	1017.50	814.00	610.50	407.00	203.50
103,635	2495.00	2287.08	2079.17	1871.25	1663.33	1455.42	1247.50	1039.58	831.67	623.75	415.83	207.92
105,840	2543.00	2331.08	2119.17	1907.25	1695.33	1483.42	1271.50	1059.58	847.67	635.75	423.83	211.92
108,045	2648.00	2427.33	2206.67	1986.00	1765.33	1544.67	1324.00	1103.33	882.67	662.00	441.33	220.67
110,250	3067.00	2811.42	2555.83	2300.25	2044.67	1789.08	1533.50	1277.92	1022.33	766.75	511.17	255.58
112,455	3143.00	2881.08	2619.17	2357.25	2095.33	1833.42	1571.50	1309.58	1047.67	785.75	523.83	261.92
114,660	3218.00	2949.83	2681.67	2413.50	2145.33	1877.17	1609.00	1340.83	1072.67	804.50	536.33	268.17
116,865	3294.00	3019.50	2745.00	2470.50	2196.00	1921.50	1647.00	1372.50	1098.00	823.50	549.00	274.50
119,070	3333.00	3055.25	2777.50	2499.75	2222.00	1944.25	1666.50	1388.75	1111.00	833.25	555.50	277.75
121,275	3468.00	3179.00	2890.00	2601.00	2312.00	2023.00	1734.00	1445.00	1156.00	867.00	578.00	289.00
123,480	3560.00	3263.33	2966.67	2670.00	2373.33	2076.67	1780.00	1483.33	1186.67	890.00	593.33	296.67
125,685	3633.00	3330.25	3027.50	2724.75	2422.00	2119.25	1816.50	1513.75	1211.00	908.25	605.50	302.75
127,890	3687.00	3379.75	3072.50	2765.25	2458.00	2150.75	1843.50	1536.25	1229.00	921.75	614.50	307.25
130,095	3747.00	3434.75	3122.50	2810.25	2498.00	2185.75	1873.50	1561.25	1249.00	936.75	624.50	312.25
132,300	3823.00	3504.42	3185.83	2867.25	2548.67	2230.08	1911.50	1592.92	1274.33	955.75	637.17	318.58
134,505	3905.00	3579.58	3254.17	2928.75	2603.33	2277.92	1952.50	1627.08	1301.67	976.25	650.83	325.42
136,710	3994.00	3661.17	3328.33	2995.50	2662.67	2329.83	1997.00	1664.17	1331.33	998.50	665.67	332.83
137,812	4041.00	3704.25	3367.50	3030.75	2694.00	2357.25	2020.50	1683.75	1347.00	1010.25	673.50	336.75

PRORATED VEHICLE TAX

<u>Calendar Year</u>	<u>Tax Rate</u>
Year of Purchase	4.235%
First year following purchase	3.402%
Second year following purchase	2.799%
Third year following purchase	2.362%
Fourth year following purchase	2.053%
Fifth year following purchase	2.027%
Sixth year following purchase	1.940%
Seventh year following purchase	1.909%
Eighth year following purchase	1.924%
Ninth and subsequent years	1.971%

The Tax rate is prorated monthly.

The Prorated Vehicle Tax is calculated by multiplying the Purchase Price by the applicable Tax Rate.

STATE OF SOUTH CAROLINA

Schedule of Vehicle Registration Fees

<u>Gross Weight</u>	<u>Apr</u>	<u>May</u>	<u>Jun</u>	<u>Jul</u>	<u>Aug</u>	<u>Sep</u>	<u>Oct</u>	<u>Nov</u>	<u>Dec</u>	<u>Jan</u>	<u>Feb</u>	<u>Mar</u>
8,000	40.00	36.67	33.33	30.00	26.67	23.33	20.00	16.67	13.33	10.00	10.00	10.00
10,000	50.00	45.83	41.67	37.50	33.33	29.17	25.00	20.83	16.67	12.50	10.00	10.00
12,000	60.00	55.00	50.00	45.00	40.00	35.00	30.00	25.00	20.00	15.00	10.00	10.00
14,000	70.00	64.17	58.33	52.50	46.67	40.83	35.00	29.17	23.33	17.50	11.67	10.00
16,000	92.00	84.33	76.67	69.00	61.33	53.67	46.00	38.33	30.67	23.00	15.33	10.00
18,000	103.50	94.87	86.25	77.63	69.00	60.37	51.75	43.12	34.50	25.88	17.25	10.00
20,000	130.00	119.17	108.33	97.50	86.67	75.83	65.00	54.17	43.33	32.50	21.67	10.83
22,000	154.00	141.17	128.33	115.50	102.67	89.83	77.00	64.17	51.33	38.50	25.67	12.83
24,000	180.00	165.00	150.00	135.00	120.00	105.00	90.00	75.00	60.00	45.00	30.00	15.00
26,000	196.00	179.67	163.33	147.00	130.67	114.33	98.00	81.67	65.33	49.00	32.67	16.33
28,000	212.00	194.33	176.67	159.00	141.33	123.67	106.00	88.33	70.67	53.00	35.33	17.67
30,000	226.00	207.17	188.33	169.50	150.67	131.83	113.00	94.17	75.33	56.50	37.67	18.83
32,000	241.00	220.92	200.83	180.75	160.67	140.58	120.50	100.42	80.33	60.25	40.17	20.08
34,000	257.00	235.58	214.17	192.75	171.33	149.92	128.50	107.08	85.67	64.25	42.83	21.42
36,000	272.00	249.33	226.67	204.00	181.33	158.67	136.00	113.33	90.67	68.00	45.33	22.67
38,000	286.00	262.16	238.33	214.50	190.66	166.83	143.00	119.16	95.33	71.50	47.66	23.83
40,000	302.00	276.83	251.67	226.50	201.33	176.17	151.00	125.83	100.67	75.50	50.33	25.17
42,000	317.00	290.58	264.17	237.75	211.33	184.92	158.50	132.08	105.67	79.25	52.83	26.42
44,000	332.00	304.33	276.67	249.00	221.33	193.67	166.00	138.33	110.67	83.00	55.33	27.67
46,000	347.00	318.08	289.17	260.25	231.33	202.42	173.50	144.58	115.67	86.75	57.83	28.92
48,000	362.00	331.83	301.67	271.50	241.33	211.17	181.00	150.83	120.67	90.50	60.33	30.17
50,000	377.00	345.58	314.17	282.75	251.33	219.92	188.50	157.08	125.67	94.25	62.83	31.42
52,000	392.00	359.33	326.67	294.00	261.33	228.67	196.00	163.33	130.67	98.00	65.33	32.67
54,000	407.00	373.08	339.17	305.25	271.33	237.42	203.50	169.58	135.67	101.75	67.83	33.92
56,000	422.00	386.83	351.67	316.50	281.33	246.17	211.00	175.83	140.67	105.50	70.33	35.17
58,000	438.00	401.50	365.00	328.50	292.00	255.50	219.00	182.50	146.00	109.50	73.00	36.50
60,000	453.00	415.25	377.50	339.75	302.00	264.25	226.50	188.75	151.00	113.25	75.50	37.75
62,000	467.00	428.08	389.17	350.25	311.33	272.42	233.50	194.58	155.67	116.75	77.83	38.92
64,000	482.00	441.83	401.67	361.50	321.33	281.17	241.00	200.83	160.67	120.50	80.33	40.17
66,000	574.00	526.16	478.33	430.50	382.66	334.83	287.00	239.16	191.33	143.50	95.66	47.83
68,000	591.00	541.75	492.50	443.25	394.00	344.75	295.50	246.25	197.00	147.75	98.50	49.25
70,000	609.00	558.25	507.50	456.75	406.00	355.25	304.50	253.75	203.00	152.25	101.50	50.75
72,000	668.00	612.33	556.66	501.00	445.33	389.66	334.00	278.33	222.66	167.00	111.33	55.66
74,000	687.00	629.75	572.50	512.25	458.00	400.75	343.50	286.25	229.00	171.75	114.50	57.25
76,000	705.00	646.25	587.50	528.75	470.00	411.25	352.50	293.75	235.00	176.25	117.50	58.75
78,000	769.00	704.91	640.83	576.75	512.66	448.58	384.50	320.41	256.33	192.25	128.16	64.08
80,000	800.00	733.33	666.66	600.00	533.33	466.66	400.00	333.33	266.66	200.00	133.33	66.66

STATE OF SOUTH DAKOTA

Schedule of Vehicle Registration Fees

1998 thru 1994 Year Models

Gross Weight	Apr	May	Jun	Jul	Aug	Sep	Oct	Nov	Dec	Jan	Feb	Mar
4,000	85.00	77.92	70.83	63.75	56.67	49.58	42.50	35.42	28.33	21.25	14.17	7.08
6,000	100.00	91.67	83.33	75.00	66.67	58.33	50.00	41.67	33.33	25.00	16.67	8.33
8,000	115.00	105.42	95.83	86.25	76.67	67.08	57.50	47.92	38.33	28.75	19.17	9.58
10,000	130.00	119.17	108.33	97.50	86.67	75.83	65.00	54.17	43.33	32.50	21.67	10.83
12,000	150.00	137.50	125.00	112.50	100.00	87.50	75.00	62.50	50.00	37.50	25.00	12.50
14,000	175.00	160.42	145.83	131.25	116.67	102.08	87.50	72.92	58.33	43.75	29.17	14.58
16,000	200.00	183.33	166.67	150.00	133.33	116.67	100.00	83.33	66.67	50.00	33.33	16.67
18,000	225.00	206.25	187.50	168.75	150.00	131.25	112.50	93.75	75.00	56.25	37.50	18.75
20,000	250.00	229.17	208.33	187.50	166.67	145.83	125.00	104.17	83.33	62.50	41.67	20.83
22,000	290.00	265.83	241.67	217.50	193.33	169.17	145.00	120.83	96.67	72.50	48.33	24.17
24,000	330.00	302.50	275.00	247.50	220.00	192.50	165.00	137.50	110.00	82.50	55.00	27.50
26,000	370.00	339.17	308.33	277.50	246.67	215.83	185.00	154.17	123.33	92.50	61.67	30.83
28,000	410.00	375.83	341.67	307.50	273.33	239.17	205.00	170.83	136.67	102.50	68.33	34.17
30,000	450.00	412.50	375.00	337.50	300.00	262.50	225.00	187.50	150.00	112.50	75.00	37.50
32,000	490.00	449.17	408.33	367.50	326.67	285.83	245.00	204.17	163.33	122.50	81.67	40.83
34,000	530.00	485.83	441.67	397.50	353.33	309.17	265.00	220.83	176.67	132.50	88.33	44.17
36,000	570.00	522.50	475.00	427.50	380.00	332.50	285.00	237.50	190.00	142.50	95.00	47.50
38,000	610.00	559.17	508.33	457.50	406.67	355.83	305.00	254.17	203.33	152.50	101.67	50.83
40,000	650.00	595.83	541.67	487.50	433.33	379.17	325.00	270.83	216.67	162.50	108.33	54.17
42,000	690.00	632.50	575.00	517.50	460.00	402.50	345.00	287.50	230.00	172.50	115.00	57.50
44,000	730.00	669.17	608.33	547.50	486.67	425.83	365.00	304.17	243.33	182.50	121.67	60.83
46,000	770.00	705.83	641.67	577.50	513.33	449.17	385.00	320.83	256.67	192.50	128.33	64.17
48,000	810.00	742.50	675.00	607.50	540.00	472.50	405.00	337.50	270.00	202.50	135.00	67.50
50,000	850.00	779.17	708.33	637.50	566.67	495.83	425.00	354.17	283.33	212.50	141.67	70.83
52,000	890.00	815.83	741.67	667.50	593.33	519.17	445.00	370.83	296.67	222.50	148.33	74.17
54,000	930.00	852.50	775.00	697.50	620.00	542.50	465.00	387.50	310.00	232.50	155.00	77.50
56,000	970.00	889.17	808.33	727.50	646.67	565.83	485.00	404.17	323.33	242.50	161.67	80.83
58,000	1010.00	925.83	841.67	757.50	673.33	589.17	505.00	420.83	336.67	252.50	168.33	84.17
60,000	1050.00	962.50	875.00	787.50	700.00	612.50	525.00	437.50	350.00	262.50	175.00	87.50
62,000	1090.00	999.17	908.33	817.50	726.67	635.83	545.00	454.17	363.33	272.50	181.67	90.83
64,000	1130.00	1035.83	941.67	847.50	753.33	659.17	565.00	470.83	376.67	282.50	188.33	94.17
66,000	1170.00	1072.50	975.00	877.50	780.00	682.50	585.00	487.50	390.00	292.50	195.00	97.50
68,000	1210.00	1109.17	1008.33	907.50	806.67	705.83	605.00	504.17	403.33	302.50	201.67	100.83
70,000	1250.00	1145.83	1041.67	937.50	833.33	729.17	625.00	520.83	416.67	312.50	208.33	104.17
72,000	1290.00	1182.50	1075.00	967.50	860.00	752.50	645.00	537.50	430.00	322.50	215.00	107.50
74,000	1330.00	1219.17	1108.33	997.50	886.67	775.83	665.00	554.17	443.33	332.50	221.67	110.83
76,000	1370.00	1255.83	1141.67	1027.50	913.33	799.17	685.00	570.83	456.67	342.50	228.33	114.17
78,000	1410.00	1292.50	1175.00	1057.50	940.00	822.50	705.00	587.50	470.00	352.50	235.00	117.50
80,000	1457.00	1335.58	1214.17	1092.75	971.33	849.92	728.50	607.08	485.67	364.25	242.83	121.42
82,000	1497.00	1372.25	1247.50	1122.75	998.00	873.25	748.50	623.75	499.00	374.25	249.50	124.75
84,000	1537.00	1408.92	1280.83	1152.75	1024.67	896.58	768.50	640.42	512.33	384.25	256.17	128.08
86,000	1577.00	1445.58	1314.17	1182.75	1051.33	919.92	788.50	657.08	525.67	394.25	262.83	131.42
88,000	1617.00	1482.25	1347.50	1212.75	1078.00	943.25	808.50	673.75	539.00	404.25	269.50	134.75
90,000	1657.00	1518.92	1380.83	1242.75	1104.67	966.58	828.50	690.42	552.33	414.25	276.17	138.08
92,000	1697.00	1555.58	1414.17	1272.75	1131.33	989.92	848.50	707.08	565.67	424.25	282.83	141.42
94,000	1737.00	1592.25	1447.50	1302.75	1158.00	1013.25	868.50	723.75	579.00	434.25	289.50	144.75
96,000	1777.00	1628.92	1480.83	1332.75	1184.67	1036.58	888.50	740.42	592.33	444.25	296.17	148.08

STATE OF SOUTH DAKOTA

Schedule of Vehicle Registration Fees

1993 and Older

Gross Weight	Apr	May	Jun	Jul	Aug	Sep	Oct	Nov	Dec	Jan	Feb	Mar
4,000	76.50	70.13	63.75	57.38	51.00	44.63	38.25	31.88	25.50	19.13	12.75	6.38
6,000	90.00	82.50	75.00	67.50	60.00	52.50	45.00	37.50	30.00	22.50	15.00	7.50
8,000	103.50	94.88	86.25	77.63	69.00	60.38	51.75	43.13	34.50	25.88	17.25	8.63
10,000	117.00	107.25	97.50	87.75	78.00	68.25	58.50	48.75	39.00	29.25	19.50	9.75
12,000	135.00	123.75	112.50	101.25	90.00	78.75	67.50	56.25	45.00	33.75	22.50	11.25
14,000	157.50	144.38	131.25	118.13	105.00	91.88	78.75	65.63	52.50	39.38	26.25	13.13
16,000	180.00	165.00	150.00	135.00	120.00	105.00	90.00	75.00	60.00	45.00	30.00	15.00
18,000	202.50	185.63	168.75	151.88	135.00	118.13	101.25	84.38	67.50	50.63	33.75	16.88
20,000	225.00	206.25	187.50	168.75	150.00	131.25	112.50	93.75	75.00	56.25	37.50	18.75
22,000	261.00	239.25	217.50	195.75	174.00	152.25	130.50	108.75	87.00	65.25	43.50	21.75
24,000	297.00	272.25	247.50	222.75	198.00	173.25	148.50	123.75	99.00	74.25	49.50	24.75
26,000	333.00	305.25	277.50	249.75	222.00	194.25	166.50	138.75	111.00	83.25	55.50	27.75
28,000	369.00	338.25	307.50	276.75	246.00	215.25	184.50	153.75	123.00	92.25	61.50	30.75
30,000	405.00	371.25	337.50	303.75	270.00	236.25	202.50	168.75	135.00	101.25	67.50	33.75
32,000	441.00	404.25	367.50	330.75	294.00	257.25	220.50	183.75	147.00	110.25	73.50	36.75
34,000	477.00	437.25	397.50	357.75	318.00	278.25	238.50	198.75	159.00	119.25	79.50	39.75
36,000	513.00	470.25	427.50	384.75	342.00	299.25	256.50	213.75	171.00	128.25	85.50	42.75
38,000	549.00	503.25	457.50	411.75	366.00	320.25	274.50	228.75	183.00	137.25	91.50	45.75
40,000	585.00	536.25	487.50	438.75	390.00	341.25	292.50	243.75	195.00	146.25	97.50	48.75
42,000	621.00	569.25	517.50	465.75	414.00	362.25	310.50	258.75	207.00	155.25	103.50	51.75
44,000	657.00	602.25	547.50	492.75	438.00	383.25	328.50	273.75	219.00	164.25	109.50	54.75
46,000	693.00	635.25	577.50	519.75	462.00	404.25	346.50	288.75	231.00	173.25	115.50	57.75
48,000	729.00	668.25	607.50	546.75	486.00	425.25	364.50	303.75	243.00	182.25	121.50	60.75
50,000	765.00	701.25	637.50	573.75	510.00	446.25	382.50	318.75	255.00	191.25	127.50	63.75
52,000	801.00	734.25	667.50	600.75	534.00	467.25	400.50	333.75	267.00	200.25	133.50	66.75
54,000	837.00	767.25	697.50	627.75	558.00	488.25	418.50	348.75	279.00	209.25	139.50	69.75
56,000	873.00	800.25	727.50	654.75	582.00	509.25	436.50	363.75	291.00	218.25	145.50	72.75
58,000	909.00	833.25	757.50	681.75	606.00	530.25	454.50	378.75	303.00	227.25	151.50	75.75
60,000	945.00	866.25	787.50	708.75	630.00	551.25	472.50	393.75	315.00	236.25	157.50	78.75
62,000	981.00	899.25	817.50	735.75	654.00	572.25	490.50	408.75	327.00	245.25	163.50	81.75
64,000	1017.00	932.25	847.50	762.75	678.00	593.25	508.50	423.75	339.00	254.25	169.50	84.75
66,000	1053.00	965.25	877.50	789.75	702.00	614.25	526.50	438.75	351.00	263.25	175.50	87.75
68,000	1089.00	998.25	907.50	816.75	726.00	635.25	544.50	453.75	363.00	272.25	181.50	90.75
70,000	1125.00	1031.25	937.50	843.75	750.00	656.25	562.50	468.75	375.00	281.25	187.50	93.75
72,000	1161.00	1064.25	967.50	870.75	774.00	677.25	580.50	483.75	387.00	290.25	193.50	96.75
74,000	1197.00	1097.25	997.50	897.75	798.00	698.25	598.50	498.75	399.00	299.25	199.50	99.75
76,000	1233.00	1130.25	1027.50	924.75	822.00	719.25	616.50	513.75	411.00	308.25	205.50	102.75
78,000	1269.00	1163.25	1057.50	951.75	846.00	740.25	634.50	528.75	423.00	317.25	211.50	105.75
80,000	1311.30	1202.03	1092.75	983.48	874.20	764.93	655.65	546.38	437.10	327.83	218.55	109.28
82,000	1347.30	1235.03	1122.75	1010.48	898.20	785.93	673.65	561.38	449.10	336.83	224.55	112.28
84,000	1383.30	1268.03	1152.75	1037.48	922.20	806.93	691.65	576.38	461.10	345.83	230.55	115.28
86,000	1419.30	1301.03	1182.75	1064.48	946.20	827.93	709.65	591.38	473.10	354.83	236.55	118.28
88,000	1455.30	1334.03	1212.75	1091.48	970.20	848.93	727.65	606.38	485.10	363.83	242.55	121.28
90,000	1491.30	1367.03	1242.75	1118.48	994.20	869.93	745.65	621.38	497.10	372.83	248.55	124.28
92,000	1527.30	1400.03	1272.75	1145.48	1018.20	890.93	763.65	636.38	509.10	381.83	254.55	127.28
94,000	1563.30	1433.03	1302.75	1172.48	1042.20	911.93	781.65	651.38	521.10	390.83	260.55	130.28
96,000	1599.30	1466.03	1332.75	1199.48	1066.20	932.93	799.65	666.38	533.10	399.83	266.55	133.28

STATE OF TENNESSEE

Schedule of Vehicle Registration Fees

Private Carrier

Gross Weight	Apr	May	Jun	Jul	Aug	Sep	Oct	Nov	Dec	Jan	Feb	Mar
9,000	39.00	39.00	39.00	39.00	29.25	29.25	29.25	19.50	19.50	19.50	9.75	9.75
16,000	65.50	65.50	65.50	65.50	49.13	49.13	49.13	32.75	32.75	32.75	16.38	16.38
20,000	197.00	197.00	197.00	197.00	147.75	147.75	147.75	98.50	98.50	98.50	49.25	49.25
26,000	367.50	367.50	367.50	367.50	275.63	275.63	275.63	183.75	183.75	183.75	91.88	91.88
32,000	498.50	498.50	498.50	498.50	373.88	373.88	373.88	249.25	249.25	249.25	124.63	124.63
38,000	577.50	577.50	577.50	577.50	433.13	433.13	433.13	288.75	288.75	288.75	144.38	144.38
44,000	630.50	630.50	630.50	630.50	472.88	472.88	472.88	315.25	315.25	315.25	157.63	157.63
56,000	787.50	787.50	787.50	787.50	590.63	590.63	590.63	393.75	393.75	393.75	196.88	196.88
66,000	919.00	919.00	919.00	919.00	689.25	689.25	689.25	459.50	459.50	459.50	229.75	229.75
74,000	1050.50	1050.50	1050.50	1050.50	787.88	787.88	787.88	525.25	525.25	525.25	262.63	262.63
80,000	1366.00	1366.00	1366.00	1366.00	1024.50	1024.50	1024.50	683.00	683.00	683.00	341.50	341.50

Common, Contract and For-Hire Commodity Carriers

9,000	49.50	49.50	49.50	49.50	37.13	37.13	37.13	24.75	24.75	24.75	12.38	12.38
16,000	105.00	105.00	105.00	105.00	78.75	78.75	78.75	52.50	52.50	52.50	26.25	26.25
20,000	315.00	315.00	315.00	315.00	236.25	236.25	236.25	157.50	157.50	157.50	78.75	78.75
26,000	472.50	472.50	472.50	472.50	354.38	354.38	354.38	236.25	236.25	236.25	118.13	118.13
32,000	630.50	630.50	630.50	630.50	472.88	472.88	472.88	315.25	315.25	315.25	157.63	157.63
38,000	709.00	709.00	709.00	709.00	531.75	531.75	531.75	354.50	354.50	354.50	177.25	177.25
44,000	787.50	787.50	787.50	787.50	590.63	590.63	590.63	393.75	393.75	393.75	196.88	196.88
56,000	945.50	945.50	945.50	945.50	709.13	709.13	709.13	472.75	472.75	472.75	236.38	236.38
66,000	1024.00	1024.00	1024.00	1024.00	768.00	768.00	768.00	512.00	512.00	512.00	256.00	256.00
74,000	1208.00	1208.00	1208.00	1208.00	906.00	906.00	906.00	604.00	604.00	604.00	302.00	302.00
80,000	1366.00	1366.00	1366.00	1366.00	1024.50	1024.50	1024.50	683.00	683.00	683.00	341.50	341.50

Household Goods Carriers

9,000	39.00	39.00	39.00	39.00	29.25	29.25	29.25	19.50	19.50	19.50	9.75	9.75
16,000	65.50	65.50	65.50	65.50	49.13	49.13	49.13	32.75	32.75	32.75	16.38	16.38
20,000	197.00	197.00	197.00	197.00	147.75	147.75	147.75	98.50	98.50	98.50	49.25	49.25
26,000	367.50	367.50	367.50	367.50	275.63	275.63	275.63	183.75	183.75	183.75	91.88	91.88
32,000	498.50	498.50	498.50	498.50	373.88	373.88	373.88	249.25	249.25	249.25	124.63	124.63
38,000	577.50	577.50	577.50	577.50	433.13	433.13	433.13	288.75	288.75	288.75	144.38	144.38
44,000	630.50	630.50	630.50	630.50	472.88	472.88	472.88	315.25	315.25	315.25	157.63	157.63
56,000	787.50	787.50	787.50	787.50	590.63	590.63	590.63	393.75	393.75	393.75	196.88	196.88
66,000	1024.00	1024.00	1024.00	1024.00	768.00	768.00	768.00	512.00	512.00	512.00	256.00	256.00
74,000	1208.00	1208.00	1208.00	1208.00	906.00	906.00	906.00	604.00	604.00	604.00	302.00	302.00
80,000	1366.00	1366.00	1366.00	1366.00	1024.50	1024.50	1024.50	683.00	683.00	683.00	341.50	341.50

STATE OF TEXAS

Schedule of Vehicle Registration Fees

Gross Weight	Apr	May	Jun	Jul	Aug	Sep	Oct	Nov	Dec	Jan	Feb	Mar
18,000	148.00	135.67	123.33	111.00	98.67	86.33	74.00	61.67	49.33	37.00	24.67	12.33
20,000	160.00	146.67	133.33	120.00	106.67	93.33	80.00	66.67	53.33	40.00	26.67	13.33
22,000	172.00	157.67	143.33	129.00	114.67	100.33	86.00	71.67	57.33	43.00	28.67	14.33
24,000	184.00	168.67	153.33	138.00	122.67	107.33	92.00	76.67	61.33	46.00	30.67	15.33
26,000	196.00	179.67	163.33	147.00	130.67	114.33	98.00	81.67	65.33	49.00	32.67	16.33
28,000	208.00	190.67	173.33	156.00	138.67	121.33	104.00	86.67	69.33	52.00	34.67	17.33
30,000	220.00	201.67	183.33	165.00	146.67	128.33	110.00	91.67	73.33	55.00	36.67	18.33
32,000	232.00	212.67	193.33	174.00	154.67	135.33	116.00	96.67	77.33	58.00	38.67	19.33
34,000	244.00	223.67	203.33	183.00	162.67	142.33	122.00	101.67	81.33	61.00	40.67	20.33
36,000	256.00	234.67	213.33	192.00	170.67	149.33	128.00	106.67	85.33	64.00	42.67	21.33
38,000	325.00	297.92	270.83	243.75	216.67	189.58	162.50	135.42	108.33	81.25	54.17	27.08
40,000	340.00	311.67	283.33	255.00	226.67	198.33	170.00	141.67	113.33	85.00	56.67	28.33
42,000	355.00	325.42	295.83	266.25	236.67	207.08	177.50	147.92	118.33	88.75	59.17	29.58
44,000	436.00	399.67	363.33	327.00	290.67	254.33	218.00	181.67	145.33	109.00	72.67	36.33
46,000	454.00	416.17	378.33	340.50	302.67	264.83	227.00	189.17	151.33	113.50	75.67	37.83
48,000	472.00	432.67	393.33	354.00	314.67	275.33	236.00	196.67	157.33	118.00	78.67	39.33
50,000	490.00	449.17	408.33	367.50	326.67	285.83	245.00	204.17	163.33	122.50	81.67	40.83
52,000	508.00	465.67	423.33	381.00	338.67	296.33	254.00	211.67	169.33	127.00	84.67	42.33
54,000	526.00	482.17	438.33	394.50	350.67	306.83	263.00	219.17	175.33	131.50	87.67	43.83
56,000	544.00	498.67	453.33	408.00	362.67	317.33	272.00	226.67	181.33	136.00	90.67	45.33
58,000	562.00	515.17	468.33	421.50	374.67	327.83	281.00	234.17	187.33	140.50	93.67	46.83
60,000	580.00	531.67	483.33	435.00	386.67	338.33	290.00	241.67	193.33	145.00	96.67	48.33
62,000	598.00	548.17	498.33	448.50	398.67	348.83	299.00	249.17	199.33	149.50	99.67	49.83
64,000	680.00	623.33	566.67	510.00	453.33	396.67	340.00	283.33	226.67	170.00	113.33	56.67
66,000	700.00	641.67	583.33	525.00	466.67	408.33	350.00	291.67	233.33	175.00	116.67	58.33
68,000	720.00	660.00	600.00	540.00	480.00	420.00	360.00	300.00	240.00	180.00	120.00	60.00
70,000	740.00	678.33	616.67	555.00	493.33	431.67	370.00	308.33	246.67	185.00	123.33	61.67
72,000	760.00	696.67	633.33	570.00	506.67	443.33	380.00	316.67	253.33	190.00	126.67	63.33
74,000	780.00	715.00	650.00	585.00	520.00	455.00	390.00	325.00	260.00	195.00	130.00	65.00
76,000	800.00	733.33	666.67	600.00	533.33	466.67	400.00	333.33	266.67	200.00	133.33	66.67
78,000	820.00	751.67	683.33	615.00	546.67	478.33	410.00	341.67	273.33	205.00	136.67	68.33
80,000	840.00	770.00	700.00	630.00	560.00	490.00	420.00	350.00	280.00	210.00	140.00	70.00

Combined Gross Weight
Truck - Tractors

STATE OF TEXAS

Schedule of Vehicle Registration Fees

<u>Gross Weight.</u>	<u>Apr</u>	<u>May</u>	<u>Jun</u>	<u>Jul</u>	<u>Aug</u>	<u>Sep</u>	<u>Oct</u>	<u>Nov</u>	<u>Dec</u>	<u>Jan</u>	<u>Feb</u>	<u>Mar</u>
10,000	85.50	78.38	71.25	64.13	57.00	49.88	42.75	35.63	28.50	21.38	14.25	7.13
12,000	110.80	101.57	92.33	83.10	73.87	64.63	55.40	46.17	36.93	27.70	18.47	9.23
14,000	125.10	114.68	104.25	93.83	83.40	72.98	62.55	52.13	41.70	31.28	20.85	10.43
16,000	139.40	127.78	116.17	104.55	92.93	81.32	69.70	58.08	46.47	34.85	23.23	11.62
18,000	163.60	149.97	136.33	122.70	109.07	95.43	81.80	68.17	54.53	40.90	27.27	13.63
20,000	179.00	164.08	149.17	134.25	119.33	104.42	89.50	74.58	59.67	44.75	29.83	14.92
22,000	194.40	178.20	162.00	145.80	129.60	113.40	97.20	81.00	64.80	48.60	32.40	16.20
24,000	209.80	192.32	174.83	157.35	139.87	122.38	104.90	87.42	69.93	52.45	34.97	17.48
26,000	253.80	232.65	211.50	190.35	169.20	148.05	126.90	105.75	84.60	63.45	42.30	21.15
28,000	271.40	248.78	226.17	203.55	180.93	158.32	135.70	113.08	90.47	67.85	45.23	22.62
30,000	289.00	264.92	240.83	216.75	192.67	168.58	144.50	120.42	96.33	72.25	48.17	24.08
32,000	341.80	313.32	284.83	256.35	227.87	199.38	170.90	142.42	113.93	85.45	56.97	28.48
34,000	361.60	331.47	301.33	271.20	241.07	210.93	180.80	150.67	120.53	90.40	60.27	30.13
36,000	381.40	349.62	317.83	286.05	254.27	222.48	190.70	158.92	127.13	95.35	63.57	31.78
38,000	401.20	367.77	334.33	300.90	267.47	234.03	200.60	167.17	133.73	100.30	66.87	33.43
40,000	421.00	385.92	350.83	315.75	280.67	245.58	210.50	175.42	140.33	105.25	70.17	35.08
42,000	440.80	404.07	367.33	330.60	293.87	257.13	220.40	183.67	146.93	110.20	73.47	36.73
44,000	460.60	422.22	383.83	345.45	307.07	268.68	230.30	191.92	153.53	115.15	76.77	38.38
46,000	480.40	440.37	400.33	360.30	320.27	280.23	240.20	200.17	160.13	120.10	80.07	40.03
48,000	500.20	458.52	416.83	375.15	333.47	291.78	250.10	208.42	166.73	125.05	83.37	41.68
50,000	520.00	476.67	433.33	390.00	346.67	303.33	260.00	216.67	173.33	130.00	86.67	43.33
52,000	539.80	494.82	449.83	404.85	359.87	314.88	269.90	224.92	179.93	134.95	89.97	44.98
54,000	559.60	512.97	466.33	419.70	373.07	326.43	279.80	233.17	186.53	139.90	93.27	46.63
56,000	579.40	531.12	482.83	434.55	386.27	337.98	289.70	241.42	193.13	144.85	96.57	48.28
58,000	599.20	549.27	499.33	449.40	399.47	349.53	299.60	249.67	199.73	149.80	99.87	49.93
60,000	619.00	567.42	515.83	464.25	412.67	361.08	309.50	257.92	206.33	154.75	103.17	51.58

Add 11% To Chart Figures for Diesel Straight Trucks

Gross Weight
Straight Trucks

STATE OF UTAH

Schedule of Vehicle Registration Fees

<u>Gross Weight</u>	<u>April 1</u>	<u>July 1</u>	<u>Oct. 1</u>	<u>Jan. 1</u>
12,000	\$ 21.00	\$ 21.00	\$ 21.00	\$ 21.00
14,000	*\$100.00 49.50	*\$ 90.00 44.55	*\$ 60.00 29.70	*\$ 30.00 14.85
16,000	68.00	61.20	40.80	20.40
18,000	86.50	77.85	51.90	25.95
20,000	105.00	94.50	63.00	31.50
22,000	123.50	111.15	74.10	37.05
24,000	142.00	127.80	85.20	42.60
26,000	*\$200.00 160.50	*\$180.00 144.45	*\$120.00 96.30	*\$ 60.00 48.15
28,000	179.00	161.10	107.40	53.70
30,000	197.50	177.75	118.50	59.25
32,000	216.00	194.40	129.60	64.80
34,000	234.50	211.05	140.70	70.35
36,000	253.00	227.70	151.80	75.90
38,000	271.50	244.35	162.90	81.45
40,000	*\$300.00 290.00	*\$270.00 261.00	*\$180.00 174.00	*\$ 90.00 87.00
42,000	308.50	277.65	185.10	92.55
44,000	327.00	294.30	196.20	98.10
46,000	345.50	310.95	207.30	103.65
48,000	364.00	327.60	218.40	109.20
50,000	382.50	344.25	229.50	114.75
52,000	401.00	360.90	240.60	120.30
54,000	419.50	377.55	251.70	125.85
56,000	*\$450.00 438.00	*\$405.00 394.20	*\$270.00 262.80	*\$135.00 131.40
58,000	456.50	410.85	273.90	136.95
60,000	475.00	427.50	285.00	142.50
62,000	493.50	444.15	296.10	148.05
64,000	512.00	460.80	307.20	153.60
66,000	530.50	477.45	318.30	159.15
68,000	549.00	494.10	329.40	164.70
70,000	567.50	510.75	340.50	170.25
72,000	*\$600.00 586.00	*\$540.00 527.40	*\$360.00 351.60	*\$180.00 175.80
74,000	604.50	544.05	362.70	181.35
76,000	623.00	560.70	373.80	186.90
78,000	641.50	577.35	384.90	192.45
80,000	660.00	594.00	396.00	198.00

* These fees represent the Utah equalized highway use tax and are included in the weight fee. However, these fees are not credited on even exchanges.

STATE OF VERMONT

Schedule of Vehicle Registration Fees

Gross Weight	Apr	May	Jun	Jul	Aug	Sep	Oct	Nov	Dec	Jan	Feb	Mar
6,099	42.00	38.50	35.00	31.50	28.00	24.50	21.00	17.50	14.00	10.50	7.00	3.50
8,099	85.60	78.47	71.33	64.20	57.07	49.93	42.80	35.67	28.53	21.40	14.27	7.13
10,099	147.50	135.21	122.92	110.63	98.33	86.04	73.75	61.46	49.17	36.88	24.58	12.29
12,099	172.00	157.67	143.33	129.00	114.67	100.33	86.00	71.67	57.33	43.00	28.67	14.33
14,099	214.00	196.17	178.33	160.50	142.67	124.83	107.00	89.17	71.33	53.50	35.67	17.83
16,099	241.00	220.92	200.83	180.75	160.67	140.58	120.50	100.42	80.33	60.25	40.17	20.08
18,099	285.10	261.34	237.58	213.83	190.07	166.31	142.55	118.79	95.03	71.28	47.52	23.76
20,099	314.00	287.83	261.67	235.50	209.33	183.17	157.00	130.83	104.67	78.50	52.33	26.17
22,099	357.20	327.43	297.67	267.90	238.13	208.37	178.60	148.83	119.07	89.30	59.53	29.77
24,099	387.40	355.12	322.83	290.55	258.27	225.98	193.70	161.42	129.13	96.85	64.57	32.28
26,099	442.60	405.72	368.83	331.95	295.07	258.18	221.30	184.42	147.53	110.65	73.77	36.88
28,099	472.80	433.40	394.00	354.60	315.20	275.80	236.40	197.00	157.60	118.20	78.80	39.40
30,099	503.00	461.08	419.17	377.25	335.33	293.42	251.50	209.58	167.67	125.75	83.83	41.92
32,099	544.40	499.03	453.67	408.30	362.93	317.57	272.20	226.83	181.47	136.10	90.73	45.37
34,099	575.30	527.36	479.42	431.48	383.53	335.59	287.65	239.71	191.77	143.83	95.88	47.94
36,099	606.20	555.68	505.17	454.65	404.13	353.62	303.10	252.58	202.07	151.55	101.03	50.52
38,099	637.10	584.01	530.92	477.83	424.73	371.64	318.55	265.46	212.37	159.28	106.18	53.09
40,099	793.00	726.92	660.83	594.75	528.67	462.58	396.50	330.42	264.33	198.25	132.17	66.08
42,099	838.60	768.72	698.83	628.95	559.07	489.18	419.30	349.42	279.53	209.65	139.77	69.88
44,099	870.20	797.68	725.17	652.65	580.13	507.62	435.10	362.58	290.07	217.55	145.03	72.52
46,099	901.80	826.65	751.50	676.35	601.20	526.05	450.90	375.75	300.60	225.45	150.30	75.15
48,099	933.40	855.62	777.83	700.05	622.27	544.48	466.70	388.92	311.13	233.35	155.57	77.78
50,099	965.00	884.58	804.17	723.75	643.33	562.92	482.50	402.08	321.67	241.25	160.83	80.42
52,099	1004.40	920.70	837.00	753.30	669.60	585.90	502.20	418.50	334.80	251.10	167.40	83.70
54,099	1036.30	949.94	863.58	777.23	690.87	604.51	518.15	431.79	345.43	259.08	172.72	86.36
56,099	1068.20	979.18	890.17	801.15	712.13	623.12	534.10	445.08	356.07	267.05	178.03	89.02
58,099	1100.10	1008.42	916.75	825.07	733.40	641.73	550.05	458.37	366.70	275.03	183.35	91.67
60,099	1232.00	1129.33	1026.67	924.00	821.33	718.67	616.00	513.33	410.67	308.00	205.33	102.67
62,099	1298.00	1189.83	1081.67	973.50	865.33	757.17	649.00	540.83	432.67	324.50	216.33	108.17
64,099	1331.00	1220.08	1109.17	998.25	887.33	776.42	665.50	554.58	443.67	332.75	221.83	110.92
66,099	1364.00	1250.33	1136.67	1023.00	909.33	795.67	682.00	568.33	454.67	341.00	227.33	113.67
68,099	1397.00	1280.58	1164.17	1047.75	931.33	814.92	698.50	582.08	465.67	349.25	232.83	116.42
70,099	1430.00	1310.83	1191.67	1072.50	953.33	834.17	715.00	595.83	476.67	357.50	238.33	119.17
72,099	1502.60	1377.38	1252.17	1126.95	1001.73	876.52	751.30	626.08	500.87	375.65	250.43	125.22
74,099	1536.70	1408.64	1280.58	1152.53	1024.47	896.41	768.35	640.29	512.23	384.18	256.12	128.06
76,099	1570.80	1439.90	1309.00	1178.10	1047.20	916.30	785.40	654.50	523.60	392.70	261.80	130.90
78,099	1604.90	1471.16	1337.42	1203.67	1069.93	936.19	802.45	668.71	534.97	401.22	267.48	133.74
80,099	1639.00	1502.42	1365.83	1229.25	1092.67	956.08	819.50	682.92	546.33	409.75	273.17	136.58

STATE OF VIRGINIA

Schedule of Vehicle Registration Fees

Private Carriers

Gross Weight	Apr	May	Jun	Jul	Aug	Sep	Oct	Nov	Dec	Jan	Feb	Mar
10,000	35.00	31.17	28.33	25.50	22.67	19.83	17.00	14.17	11.33	8.50	5.67	2.83
12,000	52.60	47.30	43.00	38.70	34.40	30.10	25.80	21.50	17.20	12.90	8.60	4.30
14,000	63.80	57.57	52.33	47.10	41.87	36.63	31.40	26.17	20.93	15.70	10.47	5.23
16,000	76.60	69.30	63.00	56.70	50.40	44.10	37.80	31.50	25.20	18.90	12.60	6.30
18,000	98.20	89.10	81.00	72.90	64.80	56.70	48.60	40.50	32.40	24.30	16.20	8.10
20,000	123.00	111.83	101.67	91.50	81.33	71.17	61.00	50.83	40.67	30.50	20.33	10.17
22,000	151.00	137.50	125.00	112.50	100.00	87.50	75.00	62.50	50.00	37.50	25.00	12.50
24,000	182.20	166.10	151.00	135.90	120.80	105.70	90.60	75.50	60.40	45.30	30.20	15.10
26,000	199.70	182.14	165.58	149.03	132.47	115.91	99.35	82.79	66.23	49.68	33.12	16.56
28,000	229.40	229.53	208.67	187.80	166.93	146.07	125.20	104.33	83.47	62.60	41.73	20.87
30,499	271.50	248.88	226.25	203.63	181.00	158.38	135.75	113.13	90.50	67.88	45.25	22.63
32,499	288.40	264.37	240.33	216.30	192.27	168.23	144.20	120.17	96.13	72.10	48.07	24.03
34,499	305.30	279.86	254.42	228.98	203.53	178.09	152.65	127.21	101.77	76.33	50.88	25.44
36,499	322.20	295.35	268.50	241.65	214.80	187.95	161.10	134.25	107.40	80.55	53.70	26.85
38,499	339.10	310.84	282.58	254.33	226.07	197.81	169.55	141.29	113.03	84.78	56.52	28.26
40,000	356.00	326.33	296.67	267.00	237.33	207.67	178.00	148.33	118.67	89.00	59.33	29.67
42,499	377.10	345.68	314.25	282.83	251.40	219.98	188.55	157.13	125.70	94.28	62.85	31.43
44,499	394.20	361.35	328.50	295.85	282.80	229.95	197.10	164.25	131.40	98.55	65.70	32.85
46,499	420.50	385.46	350.42	315.38	280.33	245.29	210.25	175.21	140.17	105.13	70.08	35.04
48,499	438.00	401.50	365.00	328.50	292.00	255.50	219.00	182.50	146.00	109.50	73.00	36.50
50,000	455.50	417.54	379.58	341.63	303.67	265.71	227.75	189.79	151.83	113.88	75.92	37.96
52,499	499.00	457.42	415.83	374.25	332.67	291.08	249.50	207.92	166.33	124.75	83.17	41.58
54,499	517.50	474.38	431.25	388.13	345.00	301.88	258.75	215.63	172.50	129.38	86.25	43.13
56,499	648.00	594.00	540.00	486.00	432.00	378.00	324.00	270.00	216.00	162.00	108.00	54.00
58,499	670.50	614.63	558.75	502.88	447.00	391.13	335.25	279.38	223.50	167.63	111.75	55.88
60,499	693.00	635.25	577.50	519.75	462.00	404.25	346.50	288.75	231.00	173.25	115.50	57.75
62,499	715.50	655.88	596.25	536.63	477.00	417.38	357.75	298.13	238.50	178.88	119.25	59.83
64,499	738.00	676.50	615.00	553.50	492.00	430.50	369.00	307.50	246.00	184.50	123.00	61.50
66,499	760.50	697.13	633.75	570.38	507.00	443.63	380.25	316.88	253.50	190.13	126.75	63.38
68,499	783.00	717.75	652.50	587.25	522.00	456.75	391.50	326.25	261.00	195.75	130.50	65.25
70,499	805.50	738.38	671.25	604.13	537.00	469.88	402.75	335.63	268.50	201.38	134.25	67.13
72,499	828.00	759.00	690.00	621.00	552.00	483.00	414.00	345.00	276.00	207.00	138.00	69.00
74,499	850.50	779.63	708.75	637.88	567.00	496.13	425.25	354.38	283.50	212.63	141.75	70.88
76,000	873.00	800.25	727.50	654.75	582.00	509.25	436.50	363.75	291.00	218.25	145.50	72.75
78,499	1051.50	963.88	876.25	788.63	701.00	613.38	525.75	438.13	350.50	262.88	175.25	87.63
80,000	1078.00	988.17	898.33	808.50	718.67	628.83	539.00	449.17	359.33	269.50	179.67	89.83

STATE OF VIRGINIA

Schedule of Vehicle Registration Fees

For Rent or For Hire Carriers

<u>Gross Height</u>	<u>Apr</u>	<u>May</u>	<u>Jun</u>	<u>Jul</u>	<u>Aug</u>	<u>Sep</u>	<u>Oct</u>	<u>Nov</u>	<u>Dec</u>	<u>Jan</u>	<u>Feb</u>	<u>Mar</u>
10,000	35.00	31.17	28.33	25.50	22.67	19.83	17.00	14.17	11.33	8.50	5.67	2.83
12,000	77.80	70.40	64.00	57.60	51.20	44.80	38.40	32.00	25.60	19.20	12.80	6.40
14,000	94.60	85.80	78.00	70.20	62.40	54.60	46.80	39.00	31.20	23.40	15.60	7.80
16,000	113.40	103.03	93.67	84.30	74.93	65.57	56.20	46.83	37.47	28.10	18.73	9.37
18,000	134.20	122.10	111.00	99.90	88.80	77.70	66.60	55.50	44.40	33.30	22.20	11.10
20,000	173.00	157.67	143.33	129.00	114.67	100.33	86.00	71.67	57.33	43.00	28.67	14.33
22,000	197.20	179.85	163.50	147.15	130.80	114.45	98.10	81.75	65.40	49.05	32.70	16.35
24,000	223.00	203.50	185.00	166.50	148.00	129.50	111.00	92.50	74.00	55.50	37.00	18.50
26,000	250.40	228.62	207.83	187.05	166.27	145.48	124.70	103.92	83.13	62.35	41.57	20.78
28,000	313.40	287.28	261.17	235.05	208.93	182.82	156.70	130.58	104.47	78.35	52.23	26.12
30,499	346.50	317.63	288.75	259.88	231.00	202.13	173.25	144.38	115.50	86.63	57.75	28.88
32,499	368.40	337.70	307.00	276.30	245.60	214.90	184.20	153.50	122.80	92.10	61.40	30.70
34,499	390.30	357.78	325.25	292.73	260.20	227.68	195.15	162.63	130.10	97.58	65.05	32.53
36,499	412.20	377.85	343.50	309.15	274.80	240.45	206.10	171.75	137.40	103.05	68.70	34.35
38,499	434.10	397.93	361.75	325.58	289.40	253.23	217.05	180.88	144.70	108.53	72.35	36.18
40,000	456.00	418.00	380.00	342.00	304.00	266.00	228.00	190.00	152.00	114.00	76.00	38.00
42,499	486.30	445.78	405.25	364.73	324.20	283.68	243.15	202.83	162.10	121.58	81.05	40.53
44,499	508.60	466.22	423.83	381.45	339.07	296.68	254.30	211.92	169.53	127.15	84.77	42.38
46,499	535.50	490.88	446.25	401.63	357.00	312.38	267.75	223.13	178.50	133.88	89.25	44.83
48,499	558.00	511.50	465.00	418.50	372.00	325.50	279.00	232.50	186.00	139.50	93.00	46.50
50,000	580.50	532.13	483.75	435.38	387.00	338.63	290.25	241.88	193.50	145.13	96.75	48.38
52,499	707.00	648.08	589.17	530.25	471.33	412.42	353.50	294.58	235.67	176.75	117.83	58.92
54,499	733.50	672.38	611.25	550.13	489.00	427.88	366.75	305.63	244.50	183.38	122.25	61.13
56,499	872.00	799.33	726.67	654.00	581.33	508.67	436.00	363.33	290.67	218.00	145.33	72.67
58,499	902.50	827.29	752.08	676.88	601.67	526.46	451.25	376.04	300.83	225.63	150.42	75.21
60,499	933.00	855.25	777.50	699.75	622.00	544.25	466.50	388.75	311.00	233.25	155.50	77.75
62,499	963.50	883.21	802.92	722.63	642.33	562.04	481.75	401.46	321.17	240.88	160.58	80.29
64,499	994.00	911.17	828.33	745.50	662.87	579.83	497.00	414.17	331.33	248.50	165.67	82.83
66,499	1024.50	939.13	853.75	768.38	683.00	597.63	512.25	426.88	341.50	256.13	170.75	85.38
68,499	1055.00	967.08	879.17	791.25	703.33	615.42	527.50	439.58	351.67	263.75	175.83	87.92
70,499	1085.50	995.04	904.58	814.13	723.67	633.21	542.75	452.29	361.83	271.38	180.92	90.46
72,499	1116.00	1023.00	930.00	837.00	744.00	651.00	558.00	465.00	372.00	279.00	186.00	93.00
74,499	1146.50	1050.96	955.42	859.88	764.33	668.79	573.25	477.71	382.17	286.63	191.08	95.54
76,000	1253.00	1148.58	1044.17	939.75	835.33	730.92	626.50	522.08	417.67	313.25	208.83	104.42
78,499	1285.50	1178.38	1071.25	964.13	857.00	749.88	642.75	535.63	428.50	321.38	214.25	107.13
80,000	1318.00	1208.17	1098.33	988.50	876.67	768.83	659.00	549.17	439.33	329.50	219.67	109.83

STATE OF WASHINGTON

Schedule of Vehicle Registration Fees

Straight Truck, Bus

Gross Weight	Apr	May	Jun	Jul	Aug	Sep	Oct	Nov	Dec	Jan	Feb	Mar
14,000	82.00	75.17	68.33	61.50	54.67	47.83	41.00	34.17	27.33	20.50	13.67	6.83
16,000	92.00	84.33	76.67	69.00	61.33	53.67	46.00	38.33	30.67	23.00	15.33	7.67
18,000	137.00	125.58	114.17	102.75	91.33	79.92	68.50	57.08	45.67	34.25	22.83	11.42
20,000	152.00	139.33	126.67	114.00	101.33	88.67	76.00	63.33	50.67	38.00	25.33	12.67
22,000	164.00	150.33	136.67	123.00	109.33	95.67	82.00	68.33	54.67	41.00	27.33	13.67
24,000	177.00	162.25	147.50	132.75	118.00	103.25	88.50	73.75	59.00	44.25	29.50	14.75
26,000	187.00	171.42	155.83	140.25	124.67	109.08	93.50	77.92	62.33	46.75	31.17	15.58
28,000	220.00	201.67	183.33	165.00	146.67	128.33	110.00	91.67	73.33	55.00	36.67	18.33
30,000	253.00	231.92	210.83	189.75	168.67	147.58	126.50	105.42	84.33	63.25	42.17	21.08
32,000	304.00	278.67	253.33	228.00	202.67	177.33	152.00	126.67	101.33	76.00	50.67	25.33
34,000	323.00	296.08	269.17	242.25	215.33	188.42	161.50	134.58	107.67	80.75	53.83	26.92
36,000	350.00	320.83	291.67	262.50	233.33	204.17	175.00	145.83	116.67	87.50	58.33	29.17
38,000	384.00	352.00	320.00	288.00	256.00	224.00	192.00	160.00	128.00	96.00	64.00	32.00
40,000	439.00	402.42	365.83	329.25	292.67	256.08	219.50	182.92	146.33	109.75	73.17	36.58
42,000	456.00	418.00	380.00	342.00	304.00	266.00	228.00	190.00	152.00	114.00	76.00	38.00
44,000	466.00	427.17	388.33	349.50	310.67	271.83	233.00	194.17	155.33	116.50	77.67	38.83
46,000	501.00	459.25	417.50	375.75	334.00	292.25	250.50	208.75	167.00	125.25	83.50	41.75
48,000	522.00	478.50	435.00	391.50	348.00	304.50	261.00	217.50	174.00	130.50	87.00	43.50
50,000	566.00	518.83	471.67	424.50	377.33	330.17	283.00	235.83	188.67	141.50	94.33	47.17
52,000	595.00	545.42	495.83	446.25	396.67	347.08	297.50	247.92	198.33	148.75	99.17	49.58
54,000	642.00	588.50	535.00	481.50	428.00	374.50	321.00	267.50	214.00	160.50	107.00	53.50
56,000	677.00	620.58	564.17	507.75	451.33	394.92	338.50	282.08	225.67	169.25	112.83	56.42
58,000	704.00	645.33	586.67	528.00	469.33	410.67	352.00	293.33	234.67	176.00	117.33	58.67
60,000	750.00	687.50	625.00	562.50	500.00	437.50	375.00	312.50	250.00	187.50	125.00	62.50
62,000	804.00	737.00	670.00	603.00	536.00	469.00	402.00	335.00	268.00	201.00	134.00	67.00
64,000	822.00	753.50	685.00	616.50	548.00	479.50	411.00	342.50	274.00	205.50	137.00	68.50
66,000	915.00	838.75	762.50	686.25	610.00	533.75	457.50	381.25	305.00	228.75	152.50	76.25
68,000	954.00	874.50	795.00	715.50	636.00	556.50	477.00	397.50	318.00	238.50	159.00	79.50
70,000	1027.00	941.42	855.83	770.25	684.67	599.08	513.50	427.92	342.33	256.75	171.17	85.58
72,000	1098.00	1006.50	915.00	823.50	732.00	640.50	549.00	457.50	366.00	274.50	183.00	91.50
74,000	1193.00	1093.58	994.17	894.75	795.33	695.92	596.50	497.08	397.67	298.25	198.83	99.42
76,000	1289.00	1181.58	1074.17	966.75	859.33	751.92	644.50	537.08	429.67	322.25	214.83	107.42
78,000	1407.00	1289.75	1172.50	1055.25	938.00	820.75	703.50	586.25	469.00	351.75	234.50	117.25
80,000	1518.00	1391.50	1265.00	1138.50	1012.00	885.50	759.00	632.50	506.00	379.50	253.00	126.50

STATE OF WASHINGTON

Schedule of Vehicle Registration Fees

Truck Tractor

Gross Weight	Apr	May	Jun	Jul	Aug	Sep	Oct	Nov	Dec	Jan	Feb	Mar
14,000	82.00	75.17	68.33	61.50	54.67	47.83	41.00	34.17	27.33	20.50	13.67	6.83
16,000	92.00	84.33	76.67	69.00	61.33	53.67	46.00	38.33	30.67	23.00	15.33	7.67
18,000	137.00	125.58	114.17	102.75	91.33	79.92	68.50	57.08	45.67	34.25	22.83	11.42
20,000	152.00	139.33	126.67	114.00	101.33	88.67	76.00	63.33	50.67	38.00	25.33	12.67
22,000	164.00	150.33	136.67	123.00	109.33	95.67	82.00	68.33	54.67	41.00	27.33	13.67
24,000	177.00	162.25	147.50	132.75	118.00	103.25	88.50	73.75	59.00	44.25	29.50	14.75
26,000	187.00	171.42	155.83	140.25	124.67	109.08	93.50	77.92	62.33	46.75	31.17	15.58
28,000	220.00	201.67	183.33	165.00	146.67	128.33	110.00	91.67	73.33	55.00	36.67	18.33
30,000	253.00	231.92	210.83	189.75	168.67	147.58	126.50	105.42	84.33	63.25	42.17	21.08
32,000	304.00	278.67	253.33	228.00	202.67	177.33	152.00	126.67	101.33	76.00	50.67	25.33
34,000	323.00	296.08	269.17	242.25	215.33	188.42	161.50	134.58	107.67	80.75	53.83	26.92
36,000	350.00	320.83	291.67	262.50	233.33	204.17	175.00	145.83	116.67	87.50	58.33	29.17
38,000	384.00	352.00	320.00	288.00	256.00	224.00	192.00	160.00	128.00	96.00	64.00	32.00
40,000	439.00	402.42	365.83	329.25	292.67	256.08	219.50	182.92	146.33	109.75	73.17	36.58
42,000	546.00	500.50	455.00	409.50	364.00	318.50	273.00	227.50	182.00	136.50	91.00	45.50
44,000	556.00	509.67	463.33	417.00	370.67	324.33	278.00	231.67	185.33	139.00	92.67	46.33
46,000	591.00	541.75	492.50	443.25	394.00	344.75	295.50	246.25	197.00	147.75	98.50	49.25
48,000	612.00	561.00	510.00	459.00	408.00	357.00	306.00	255.00	204.00	153.00	102.00	51.00
50,000	656.00	601.33	546.67	492.00	437.33	382.67	328.00	273.33	218.67	164.00	109.33	54.67
52,000	685.00	627.92	570.83	513.75	456.67	399.58	342.50	285.42	228.33	171.25	114.17	57.08
54,000	732.00	671.00	610.00	549.00	488.00	427.00	366.00	305.00	244.00	183.00	122.00	61.00
56,000	767.00	703.08	639.17	575.25	511.33	447.42	383.50	319.58	255.67	191.75	127.83	63.92
58,000	794.00	727.83	661.67	595.50	529.33	463.17	397.00	330.83	264.67	198.50	132.33	66.17
60,000	840.00	770.00	700.00	630.00	560.00	490.00	420.00	350.00	280.00	210.00	140.00	70.00
62,000	894.00	819.50	745.00	670.50	596.00	521.50	447.00	372.50	298.00	223.50	149.00	74.50
64,000	912.00	836.00	760.00	684.00	608.00	532.00	456.00	380.00	304.00	228.00	152.00	76.00
66,000	1005.00	921.25	837.50	753.75	670.00	586.25	502.50	418.75	335.00	251.25	167.50	83.75
68,000	1044.00	957.00	870.00	783.00	696.00	609.00	522.00	435.00	348.00	261.00	174.00	87.00
70,000	1117.00	1023.92	930.83	837.75	744.67	651.58	558.50	465.42	372.33	279.25	186.17	93.08
72,000	1188.00	1089.00	990.00	891.00	792.00	693.00	594.00	495.00	396.00	297.00	198.00	99.00
74,000	1283.00	1176.08	1069.17	962.25	855.33	748.42	641.50	534.58	427.67	320.75	213.83	106.92
76,000	1379.00	1264.08	1149.17	1034.25	919.33	804.42	689.50	574.58	459.67	344.75	229.83	114.92
78,000	1497.00	1372.25	1247.50	1122.75	998.00	873.25	748.50	623.75	499.00	374.25	249.50	124.75
80,000	1608.00	1474.00	1340.00	1206.00	1072.00	938.00	804.00	670.00	536.00	402.00	268.00	134.00

STATE OF WASHINGTON

Schedule of Vehicle Registration Fees

- I. Registration fees and taxes are calculated and collected on all power units.
- II. Excise tax - An excise tax is imposed annually for the privilege of operating a vehicle in the State of Washington. It is based on the vehicle's current fair market value which is considered to be the latest purchase cost adjusted by the latest purchase year.

CALCULATION PROCEDURES - The excise tax is based on the "midpoint value" (purchase cost in whole U.S. Dollars) of the vehicle. To determine the MIDPOINT, perform the following functions:

1. Subtract \$1.00 from the latest purchase cost of the vehicle:
 - * if the last three numbers of the cost is less than 250, replace the last three numbers with the "midpoint value" of "125"; or
 - * if the last three numbers of the cost is less than 500, replace the last three numbers with the "midpoint value" of "375"; or
 - * if the last three numbers of the cost is less than 750, replace the last three numbers with the "midpoint value" of "625"; or
 - * if the last three numbers of the cost is more than 750, replace the last three numbers with the "midpoint value" of "875".
2. After the "midpoint value" has been determined, it will be adjusted for depreciation. Using the latest purchase year, select the applicable depreciation factor from the table below, then multiply the "midpoint value" by the depreciation factor; drop the cents from the answer (i.e., \$837.60 = \$837.00). The result will be considered as the "current fair market value" of the vehicle.

DEPRECIATION TABLE

<u>LATEST PURCHASE YEAR</u>	<u>1999-98</u>	<u>1997</u>	<u>1996</u>	<u>1995</u>	<u>1994</u>	<u>1993</u>	<u>1992</u>	<u>1991</u>	<u>1990</u>	<u>1989</u>	<u>1988</u>	<u>1987</u>	<u>86 & older</u>
<u>DEPRECIATION FACTOR</u>	1.00	.90	.83	.75	.67	.59	.52	.44	.36	.28	.21	.13	.10

3. If the vehicle is a single truck and/or is any power unit that does not operate at over 42,000 pounds gross weight, multiply the "current fair market value" by .02200 and round the answer to the nearest \$1.00.

If the vehicle is a tractor or truck-tractor and is operating at 42,000 pounds or more combined gross weight, multiply the "current fair market value" by .02780 and round the answer to the nearest \$1.00.

The result is your Excise Tax @ 100% for 12 months.

4. Add additional excise tax shown below:

<u>Apr</u>	<u>May</u>	<u>Jun</u>	<u>Jul</u>	<u>Aug</u>	<u>Sep</u>	<u>Oct</u>	<u>Nov</u>	<u>Dec</u>	<u>Jan</u>	<u>Feb</u>	<u>Mar</u>
2.00	1.87	1.70	1.53	1.36	1.19	1.02	.85	.68	.51	.34	.17

- III. Additional fee - \$10.00 per vehicle.

STATE OF WEST VIRGINIA

Schedule of Vehicle Registration Fees

<u>Gross Weight</u>	<u>April - June</u>	<u>July - Sept.</u>	<u>Oct. - Dec.</u>	<u>Jan. - March</u>
10,000	38.00	28.50	19.00	9.50
12,000	48.00	36.00	24.00	12.00
14,000	58.00	43.50	29.00	14.50
16,000	68.00	51.00	34.00	17.00
18,000	98.50	73.88	49.25	24.63
20,000	118.50	88.88	59.25	29.63
22,000	138.50	103.88	69.25	34.63
24,000	158.50	118.88	79.25	39.63
26,000	178.50	133.88	89.25	44.63
28,000	198.50	148.88	99.25	49.63
30,000	218.50	163.88	109.25	54.63
32,000	238.50	178.88	119.25	59.63
34,000	258.50	193.88	129.25	64.63
36,000	278.50	208.88	139.25	70.63
38,000	298.50	223.88	149.25	74.63
40,000	318.50	238.88	159.25	79.63
42,000	338.50	253.88	169.25	84.63
44,000	358.50	268.88	179.25	89.63
46,000	378.50	283.88	189.25	94.63
50,000	418.50	313.88	209.25	104.63
52,000	438.50	328.88	219.25	109.63
54,000	458.50	343.88	229.25	114.63
54,999	468.50	351.38	234.25	117.13
55,000	737.50	553.13	368.75	184.38
56,000	753.25	564.94	376.63	188.32
58,000	784.75	588.57	392.38	196.19
60,000	816.25	612.19	408.13	204.07
62,000	847.75	635.82	423.88	211.94
64,000	879.25	659.44	439.63	219.82
66,000	910.75	683.07	455.38	227.69
68,000	942.25	706.69	471.13	235.57
70,000	973.75	730.32	486.88	243.44
72,000	1005.25	753.94	502.63	251.32
74,000	1036.75	777.57	518.38	259.19
76,000	1068.25	801.19	534.13	267.07
78,000	1099.75	824.82	549.88	274.94
80,000	1131.25	848.44	565.63	282.82

STATE OF WISCONSIN

Schedule of Vehicle Registration Fees

Truck Tractors												
Gross Weight	Apr	May	Jun	Jul	Aug	Sep	Oct	Nov	Dec	Jan	Feb	Mar
4,500	66.50	60.96	55.42	49.88	44.33	38.79	33.25	27.71	22.17	16.63	11.08	5.54
6,000	79.50	72.88	66.25	59.63	53.00	46.38	39.75	33.13	26.50	19.88	13.25	6.63
8,000	95.50	87.54	79.58	71.63	63.67	55.71	47.75	39.79	31.83	23.88	15.92	7.96
10,000	137.50	126.04	114.58	103.13	91.67	80.21	68.75	57.29	45.83	34.36	22.92	11.46
12,000	179.00	164.08	149.17	134.25	119.33	104.42	89.50	74.58	59.67	44.75	29.83	14.92
16,000	236.00	216.33	196.67	177.00	157.33	137.67	118.00	98.33	78.67	59.00	39.33	19.67
20,000	292.00	267.67	243.33	219.00	194.67	170.33	146.00	121.67	97.33	73.00	48.67	24.33
26,000	383.50	351.54	319.58	287.63	255.67	223.71	191.75	159.79	127.83	95.88	63.92	31.96
32,000	486.50	445.96	405.42	364.88	324.33	283.79	243.25	202.71	162.17	121.63	81.08	40.54
38,000	611.50	560.54	509.58	458.63	407.67	356.71	305.75	254.79	203.83	152.86	101.92	50.96
44,000	726.50	665.96	605.42	544.68	484.33	423.79	363.25	302.71	242.17	181.63	121.08	60.54
50,000	836.00	766.33	696.67	627.00	557.33	487.67	418.00	348.33	278.67	209.00	139.33	69.67
54,000	891.00	816.75	742.50	668.25	594.00	519.75	445.50	371.25	297.00	222.75	148.50	74.25
56,000	948.00	869.00	790.00	711.00	632.00	553.00	474.00	395.00	316.00	237.00	158.00	79.00
62,000	1069.50	980.38	891.25	802.13	713.00	623.88	534.75	445.63	356.50	267.38	178.25	89.13
68,000	1205.00	1104.58	1004.17	903.75	803.33	702.92	602.50	502.08	401.67	301.25	200.83	100.42
73,000	1368.00	1254.00	1140.00	1026.00	912.00	796.00	684.00	570.00	456.00	342.00	228.00	114.00
76,000	1618.50	1483.63	1348.75	1213.88	1079.00	944.13	809.25	674.38	539.50	404.63	269.75	134.88
80,000	1987.50	1821.68	1656.25	1490.63	1325.00	1159.38	993.75	828.13	662.50	496.88	331.25	165.63

Trucks, Buses, and Road Tractors

Gross Weight	Apr	May	Jun	Jul	Aug	Sep	Oct	Nov	Dec	Jan	Feb	Mar
4,500	48.50	44.46	40.42	36.38	32.33	28.29	24.25	20.21	16.17	12.13	8.06	4.04
6,000	61.50	56.38	51.25	46.13	41.00	35.66	30.75	25.63	20.50	15.38	10.25	5.13
8,000	77.50	71.04	64.58	58.13	51.67	45.21	38.75	32.29	25.83	19.38	12.92	6.46
10,000	119.50	109.54	99.58	89.63	79.67	69.71	59.75	49.79	39.83	29.88	19.92	9.96
12,000	161.00	147.58	134.17	120.75	107.33	93.92	80.50	67.08	53.67	40.25	26.83	13.42
16,000	218.00	199.83	181.67	163.50	145.33	127.17	109.00	90.83	72.67	54.50	36.33	18.17
20,000	274.00	251.17	228.33	205.50	182.67	159.83	137.00	114.17	91.33	68.50	45.67	22.83
26,000	365.50	335.04	304.58	274.13	243.67	213.21	182.75	152.29	121.83	91.38	60.92	30.48
32,000	468.50	429.46	390.42	351.38	312.33	273.29	234.25	195.21	156.17	117.13	78.08	39.04
38,000	593.50	544.04	494.58	445.13	395.67	346.21	296.75	247.29	197.63	148.38	98.92	49.46
44,000	708.50	649.46	590.42	531.38	472.33	413.29	354.25	295.21	236.17	177.13	118.08	59.04
50,000	818.00	749.83	681.67	613.50	545.33	477.17	409.00	340.83	272.67	204.50	136.33	68.17
54,000	873.00	800.25	727.50	654.75	582.00	509.25	436.50	363.75	291.00	218.25	145.50	72.75
56,000	930.00	852.50	775.00	697.50	620.00	542.50	465.00	387.50	310.00	232.50	155.00	77.50
62,000	1051.50	963.88	876.25	788.63	701.00	613.38	525.75	438.13	350.50	262.88	175.25	87.63
68,000	1187.00	1088.08	989.17	890.25	791.33	692.42	593.50	494.58	395.67	296.75	197.83	98.92
73,000	1350.00	1237.50	1125.00	1012.50	900.00	787.50	675.00	562.50	450.00	337.50	225.00	112.50
76,000	1600.50	1467.13	1333.75	1200.38	1067.00	933.63	800.25	666.88	533.50	400.13	266.75	133.38
80,000	1969.50	1805.38	1641.25	1477.13	1313.00	1146.88	985.75	820.63	656.50	492.38	328.25	164.13

STATE OF WYOMING

INTRASTATE - CARRIERS HOLDING WYOMING INTRASTATE OPERATING AUTHORITY PERMIT

Schedule of Vehicle Registration Fees - In addition to County Registration Fee (Below)

<u>Gross Weight</u>	<u>Apr</u>	<u>May</u>	<u>Jun</u>	<u>Jul</u>	<u>Aug</u>	<u>Sep</u>	<u>Oct</u>	<u>Nov</u>	<u>Dec</u>	<u>Jan</u>	<u>Feb</u>	<u>Mar</u>
26,000	180.00	165.00	150.00	135.00	120.00	105.00	90.00	75.00	60.00	45.00	30.00	15.00
28,000	195.00	178.75	162.50	146.25	130.00	113.75	97.50	81.25	65.00	48.75	32.50	16.25
30,000	210.00	192.50	175.00	157.50	140.00	122.50	105.00	87.50	70.00	52.50	35.00	17.50
32,000	225.00	206.25	187.50	168.75	150.00	131.25	112.50	93.75	75.00	56.25	37.50	18.75
34,000	250.00	229.17	208.33	187.50	166.67	145.83	125.00	104.17	83.33	62.50	41.67	20.83
36,000	275.00	252.08	229.17	206.25	183.33	160.42	137.50	114.58	91.67	68.75	45.83	22.92
38,000	300.00	275.00	250.00	225.00	200.00	175.00	150.00	125.00	100.00	75.00	50.00	25.00
40,000	325.00	297.92	270.83	243.75	216.67	189.58	162.50	135.42	108.33	81.25	54.17	27.08
42,000	350.00	320.83	291.67	262.50	233.33	204.17	175.00	145.83	116.67	87.50	58.33	29.17
44,000	375.00	343.75	312.50	281.25	250.00	218.75	187.50	156.25	125.00	93.75	62.50	31.25
46,000	400.00	366.67	333.33	300.00	266.67	233.33	200.00	166.67	133.33	100.00	66.67	33.33
48,000	425.00	389.58	354.17	318.75	283.33	247.92	212.50	177.08	141.67	106.25	70.83	35.42
50,000	450.00	412.50	375.00	337.50	300.00	262.50	225.00	187.50	150.00	112.50	75.00	37.50
52,000	475.00	435.42	395.83	356.25	316.67	277.08	237.50	197.92	158.33	118.75	79.17	39.58
54,000	500.00	458.33	416.67	375.00	333.33	291.67	250.00	208.33	166.67	125.00	83.33	41.67
55,000	512.50	469.79	427.08	384.38	341.67	298.96	256.25	213.54	170.83	128.13	85.42	42.71
56,000	525.00	481.25	437.50	393.75	350.00	306.25	262.50	218.75	175.00	131.25	87.50	43.75
58,000	550.00	504.17	458.33	412.50	366.67	320.83	275.00	229.17	183.33	137.50	91.67	45.83
60,000	575.00	527.08	479.17	431.25	383.33	335.42	287.50	239.58	191.67	143.75	95.83	47.92
62,000	600.00	550.00	500.00	450.00	400.00	350.00	300.00	250.00	200.00	150.00	100.00	50.00
64,000	625.00	572.92	520.83	468.75	416.67	364.58	312.50	260.42	208.33	156.25	104.17	52.08
66,000	650.00	595.83	541.67	487.50	433.33	379.17	325.00	270.83	216.67	162.50	108.33	54.17
68,000	675.00	618.75	562.50	506.25	450.00	393.75	337.50	281.25	225.00	168.75	112.50	56.25
70,000	700.00	641.67	583.33	525.00	466.67	408.33	350.00	291.67	233.33	175.00	116.67	58.33
72,000	725.00	664.58	604.17	543.75	483.33	422.92	362.50	302.08	241.67	181.25	120.83	60.42
74,000	750.00	687.50	625.00	562.50	500.00	437.50	375.00	312.50	250.00	187.50	125.00	62.50
76,000	775.00	710.42	645.83	581.25	516.67	452.08	387.50	322.92	258.33	193.75	129.17	64.58
78,000	800.00	733.33	666.67	600.00	533.33	466.67	400.00	333.33	266.67	200.00	133.33	66.67
80,000	825.00	756.25	687.50	618.75	550.00	481.25	412.50	343.75	275.00	206.25	137.50	68.75

82

COUNTY REGISTRATION FEE - Minimum \$5.00

1st year of service	3% of 60% of the factory price (1998 Model Year)
2nd year of service	3% of 50% of the factory price (1997 Model Year)
3rd year of service	3% of 40% of the factory price (1996 Model Year)
4th year of service	3% of 30% of the factory price (1995 Model Year)
5th year of service	3% of 20% of the factory price (1994 Model Year)
6th and each later year	3% of 15% of the factory price (1993 and older Model Year)

Trailers in accounts identified as have Wyoming Intrastate operating authority are charged the County Registration Fee only.

STATE OF WYOMING


INTERSTATE CARRIERS

Schedule of Vehicle Registration Fees

<u>Gross Weight</u>	<u>Apr</u>	<u>May</u>	<u>Jun</u>	<u>Jul</u>	<u>Aug</u>	<u>Sep</u>	<u>Oct</u>	<u>Nov</u>	<u>Dec</u>	<u>Jan</u>	<u>Feb</u>	<u>Mar</u>
26,000	260.00	238.33	216.67	195.00	173.33	151.67	130.00	108.33	86.67	65.00	43.33	21.67
28,000	295.00	270.38	245.83	221.25	196.67	172.08	147.50	122.92	98.33	73.75	49.17	24.58
30,000	360.00	330.00	300.00	270.00	240.00	210.00	180.00	150.00	120.00	90.00	60.00	30.00
32,000	425.00	389.58	354.17	318.75	283.33	247.92	212.50	177.08	141.67	106.25	70.83	35.42
34,000	500.00	458.33	416.67	375.00	333.33	291.67	250.00	208.33	166.67	125.00	83.33	41.67
36,000	575.00	527.08	479.17	431.25	383.33	335.42	287.50	239.58	191.67	143.75	95.83	47.92
38,000	650.00	595.83	541.67	487.50	433.33	379.17	325.00	270.83	216.67	162.50	108.33	54.17
40,000	725.00	664.58	604.17	543.75	483.33	422.92	362.50	302.08	241.67	181.25	120.83	60.42
42,000	800.00	733.33	666.67	600.00	533.33	466.67	400.00	333.33	266.67	200.00	133.33	66.67
44,000	875.00	802.08	729.17	656.25	583.33	510.42	437.50	364.58	291.67	218.75	145.83	72.92
46,000	950.00	870.83	791.67	712.50	633.33	554.17	475.00	395.83	316.67	237.50	158.33	79.17
48,000	1025.00	939.58	854.17	768.75	683.33	597.92	512.50	427.08	341.67	256.25	170.83	85.42
50,000	1100.00	1008.33	916.67	825.00	733.33	641.67	550.00	458.33	366.67	275.00	183.33	91.67
52,000	1175.00	1077.08	979.17	881.25	783.33	685.42	587.50	489.58	391.67	293.75	195.83	97.92
54,000	1250.00	1145.83	1041.67	937.50	833.33	729.17	625.00	520.83	416.67	312.50	208.33	104.17
56,000	1325.00	1214.58	1104.17	993.75	883.33	772.92	662.50	552.08	441.67	331.25	220.83	110.42
58,000	1400.00	1283.33	1166.67	1050.00	933.33	816.67	700.00	583.33	466.67	350.00	233.33	116.67
60,000	1475.00	1352.08	1229.17	1106.25	983.33	860.42	737.50	614.58	491.67	368.75	245.83	122.92
62,000	1550.00	1420.83	1291.67	1162.50	1033.33	904.17	775.00	645.83	516.67	387.50	258.33	129.17
64,000	1625.00	1489.58	1354.17	1218.75	1083.33	947.92	812.50	677.08	541.67	406.25	270.83	135.42
66,000	1700.00	1558.33	1416.67	1275.00	1133.33	991.67	850.00	708.33	566.67	425.00	283.33	141.67
68,000	1775.00	1627.08	1479.17	1331.25	1183.33	1035.42	887.50	739.58	591.67	443.75	295.83	147.92
70,000	1850.00	1695.83	1541.67	1387.50	1233.33	1079.17	925.00	770.83	616.67	462.50	308.33	154.17
72,000	1925.00	1764.58	1604.17	1443.75	1283.33	1122.92	962.50	802.08	641.67	481.25	320.83	160.42
74,000	2000.00	1833.33	1666.67	1500.00	1333.33	1166.67	1000.00	833.33	666.67	500.00	333.33	166.67
76,000	2075.00	1902.08	1729.17	1556.25	1383.33	1210.42	1037.50	864.58	691.67	518.75	345.83	172.92
78,000	2150.00	1970.83	1791.67	1612.50	1433.33	1254.17	1075.00	895.83	716.67	537.50	358.33	179.17
80,000	2225.00	2039.58	1854.17	1668.75	1483.33	1297.92	1112.50	927.08	741.67	556.25	370.83	185.42

THIS PAGE INTENTIONALLY

LEFT BLANK



1000

1000

1000