


M1000.3  
D262  
1979  
V.A



# DATA BOOK 1979

## Volume A

**LIMITED ACCESS**

Government Documents  
FEB 20 1980  
Dallas Public Library

# Texas State Mental Hospitals Texas State Schools for the Mentally Retarded

**September 1, 1978-August 31, 1979**  
**Texas Department of Mental Health and Mental Retardation**



D A T A   B O O K   1 9 7 9

VOLUME A

TEXAS STATE MENTAL HOSPITALS

AND


TEXAS STATE SCHOOLS FOR THE MENTALLY RETARDED

MOVEMENT AND CHARACTERISTICS

SEPTEMBER 1, 1978 - AUGUST 31, 1979

Program Analysis and Statistical Research

TEXAS DEPARTMENT OF MENTAL HEALTH AND MENTAL RETARDATION




## PREFACE

The user of previous volumes of the DATA BOOK series should note the revisions that have been made to both Volumes A and B for Fiscal Year 1979. Revisions as to content were made in some areas to provide more usable information. Changes as to format in other areas allow for better understanding of the data presentation.

Volume A presents the movement and characteristics of client populations served by inpatient facilities for the mentally ill and the mentally retarded under the direction of the Texas Department of Mental Health and Mental Retardation. Derived from individual reports submitted by these State Hospitals and State Schools, the tabulations cover the period from September 1, 1978 through August 31, 1979. Additional information is furnished on the Register for State School Placement for the same period.

The companion Volume B deals with clients served by Community Programs either operated by or related to TDMHMR. These include Community MHMR Centers, State Hospital Outreach and State School Outreach facilities, Human Development Centers, and those community programs which have a contract with the Department to offer MH and MR services in the field.



## DEFINITION OF TERMS

NOTE TO USERS: Volume A 1979 differs from Volume A 1978 due to revisions in the following areas:

### Hospitals:

1. "Return Placements" have been replaced by "Readmissions." (see Hospitals, Movement In, Section A)
2. Type of Commitment has been expanded to show specific type under general voluntary/involuntary categories. (see Hospitals, Other Categories, Section E)

### Schools:

The use of "Borderline" as a level of adaptive behavior has been discontinued, and any client so evaluated is classed under the term, "No Retardation." (see Schools, Evaluation, Section B)

### Hospitals and Schools: (Defined under Hospital Section)

1. Single age categories to age 74 replace former age groupings except for length of stay and evaluation tables. (see Other Categories, Section E)
2. Source of Referral at admission and Referral at discharge have been expanded from 12 to 16 categories. (see Other Categories, Section E)
3. Under Physical Diagnosis, "Neoplasms" has been subdivided into "Malignant" and "Other." The new ICD-9-CM is now in use. (see Evaluation, Section D)

### Register for State School Placement:

The term "Waiting List" referred to in previous volumes has been changed to the "Register for State School Placement."

## 1. TEXAS STATE MENTAL HOSPITALS

Ten TDMHMR inpatient facilities for the mentally ill reported during Fiscal Year 1979.

### A. MOVEMENT IN:

First Admissions. Direct admissions to a facility of clients who have never been served by that facility. The total of First Admissions as shown are first admissions to the individual facility rather than to the TDMHMR system as a whole.

## DEFINITION OF TERMS (cont'd)

### A. MOVEMENT IN (cont'd)

Readmissions. Note that the term "Return Placements" is no longer considered a useful movement category and has been discontinued. It has been replaced by "Readmissions" which are direct admissions to a facility of clients who have previously been served by the facility regardless of reason for previous discharge or date of previous discharge. In 1978 Volume A, Table 2, Return Placements plus Other Readmissions equal all Readmissions.

Direct Admissions. The sum of first admissions and readmissions. Excludes transfers-in, consignments in and returns from furlough, unauthorized departure, and consignment.

Transfers-in. Transfers-in from other TDMHMR inpatient facilities and from private and public non-State facilities.

Permanent. Transfers-in of clients to a facility without expectation that they will be returned to the sending facility.

Temporary. (Consignment in) Clients temporarily transferred in from other inpatient facilities for evaluation/treatment with the expectation that they will be returned to the sending facility.

All Additions. The sum of direct admissions and all transfers-in. Does not include returns from leave.

Return from Furlough/UD/Consignment: The return to residence of clients who were away from the facility on furlough, unauthorized departure, or consignment to another facility.

### B. MOVEMENT OUT:

Discharges. The discharge of clients with or without medical advice while in residence or while on leave from the facility.

Permanent Transfers-out. Transfers-out to another inpatient facility without expectation of the clients' return.

Death in Institution. Death occurring while the client is in residence.

Death out of Institution. Death occurring while the client is on furlough, unauthorized departure, or consignment status.



## DEFINITION OF TERMS (cont'd)

### B. MOVEMENT OUT (cont'd)

Total Separations. The sum of discharges, permanent transfers-out, and deaths. Does not include placements on furlough, unauthorized departure, or consignment.

Placed on Furlough/UD/Consignment.

Furlough. Leave with permission for over three days.

UD. Unauthorized Departure, or leave without permission.

Consignment. Temporary transfer to another TDMHMR facility or non-TDMHMR medical facility for evaluation or treatment. Expected to return to sending facility.

### C. STATUS

Caseload: The number of clients in residence plus those on furlough/UD/consignment status as of the last day of the fiscal year (August 31). Note that on Table 2, beginning caseload is the number in residence plus those on leave status as of the last day of the previous fiscal year, and that ending caseload is the number in residence plus those on leave status as of the last day of the current fiscal year. Caseload is the same as the older term, "Book Population."

Residents: Count of clients in residence as of the last day of the fiscal year. Note that on Table 2, beginning residents are those physically present as of the last day of the previous fiscal year, and that ending residents are those physically present as of the last day of the current fiscal year.

On Furlough/UD/Consignment: Count of clients placed on furlough, unauthorized departure, or consignment who have not returned as of the last day of the fiscal year. Note that in Table 2, beginning furloughs, UD's, and consignments are clients who had not returned as of the last day of the previous fiscal year. The ending furloughs, UD's, and consignments are those clients who had not returned by the end of the current fiscal year.

### D. EVALUATION

Diagnoses:

Psychiatric. The primary diagnosis of a client as classified by the American Psychiatric Association's Diagnostic and Statistical Manual, 1968 Edition. For admissions, the primary diagnosis at admission was selected. For residents and discharges, the most recent primary diagnosis was selected.

## DEFINITION OF TERMS (cont'd)

### D. EVALUATION (cont'd)

Physical. Beginning January 1, 1979, the International Classification of Diseases, 9th Revision, Clinical Modification (ICD-9-CM) was implemented to classify physical status. Tables reporting physical diagnosis utilize this coding convention for admissions on or after January 1, or for those clients in residence who were re-evaluated on or after that date. For those clients not re-evaluated after January 1, the International Classification of Diseases, Adapted, 8th Revision, was utilized. Major classifications as to name are the same between ICDA-8 and ICD-9-CM. The differences are in expanded sub-classifications in the new manual and somewhat different coding conventions. It should also be noted that "Neoplasms" have been subdivided to show "Malignant" and "Other."

Sensory and Mobility Impairment. Degree of impairment in a client's vision, hearing, or mobility as reported following physical examination.

### E. OTHER CATEGORIES

#### Age.

Admissions: Age at admission

Discharges: Age at discharge

Residents: Age as of the last day of the fiscal year  
(August 31)

Note that except for tables showing evaluation (diagnosis, IQ, ABL, etc.) and length of stay, age is not grouped as in previous publications. Instead, single age is given up through age 74, with 75 and over grouped together. This allows the user to group ages as needed.

Length of Stay. The length of time that a client is physically present in a facility. This constitutes "net stay" during any one admission event and excludes time spent on furlough, unauthorized departure, or consignment.

Referral. For admissions and discharges, categories are provided to denote the source of referral at admission, and the place, agency, facility, etc., to which the client is referred upon discharge. The present volume reports 16 categories of referral instead of the 12 provided in previous volumes. "Source of Referral" for admissions is the same as "Contact Source" and "Referral at Discharge" is the same as "Destination at Discharge" used in prior publications.

## DEFINITION OF TERMS (cont'd)

### E. OTHER CATEGORIES (cont'd)

Definitions of referral categories are as follows:

Self, family, friend. Self-explanatory (see note under "Independent Living."

Outreach. (Hospital, School) A community program providing training/treatment in a non-institutional setting under Hospital or School auspices and following geographic catchment areas. For Hospitals, the School Outreach referrals are included in "Other." For Schools, the Hospital Outreach referrals are included in "Other."

Community MHMR Center. Facility receiving grants-in-aid which provides a complex of community-based services (inpatient, outpatient, diagnosis, evaluation, etc.) under the direction of boards of trustees appointed by local governments.

Independent Living. New category. A living situation which does not logically fall into categories such as halfway house, foster home, or sheltered workshop. The client either lives alone or with other clients with indirect supervision by a facility which has aided in the placement of the client. This is not the same as "Self, Family, Friend."

Halfway House. Community-based home with rehabilitative and supportive services to assist client in making transition from institutional to independent living.

Sheltered Workshop. Non-institutional work setting with long-term or transitional employment for which clients receive wages.

Foster Home. A living situation with a family not the client's legal guardian, usually under supervision of a professional agency.

State/County/Social Agency. Family Service, Texas Rehabilitation Commission, Public School, Department of Human Resources, Alcoholics Anonymous, and other public agencies not elsewhere specified.

MH Professional/Non-Psychiatric Physician. Psychiatrist, psychologist, psychiatric social worker, other mental health professional, or a physician who is not a psychiatrist. Classified under "Other" for Schools.

DEFINITION OF TERMS (cont'd)

E. OTHER CATEGORIES (cont'd)

Referral (cont'd)

Nursing Home. Non-hospital residential setting which provides nursing, personal, and other related care services on a short-term, intermediate, or long-term basis. Not the same as boarding homes which are not licensed as health facilities and do not provide medical supervision, social activities, or counseling.

TDMHMR Institution. A Texas State Mental Hospital or a Texas State School for the Mentally Retarded.

Human Development Center. A TDMHMR operated facility to provide the mentally retarded with such services as diagnosis and evaluation, counseling, day care, training, respite care, etc., as well as short-term domiciliary services for mentally retarded and mentally ill. An alternative to institutional placement. Classified in under "Other" for Hospitals.

Other MHMR Inst/Medical Facility. Non-State hospital or institution, federal hospital (USPHS and Veterans Hospital), private psychiatric hospital, private facility for the mentally retarded, general or private hospital with medical services and with or without psychiatric or psychological services.

Court, Law Enforcement Agency. Includes county and district courts, magistrates, state or local law enforcement agencies.

Other.

Hospital Tables: Human Development Centers, School Outreach, non-TDMHMR contract facilities (having a contract with TDMHMR to provide local MHMR services, but not operated by TDMHMR), and any other categories not logically classifiable above.

School Tables: MH Professional and non-psychiatric physician, Hospital Outreach, private practice MH professional (psychiatrist, psychologist, psychiatric social worker), non-psychiatric physician, non-TDMHMR contract facilities (see above), and any other categories not logically classifiable above.

No Referral. Facility reported that no referral was made.

Not Reported. Referral not reported by facility.

## DEFINITION OF TERMS (cont'd)

### E. OTHER CATEGORIES (cont'd)

Type of Commitment. Beginning with this fiscal year, subcategories under Voluntary and Involuntary are reported for State Hospitals. The following definitions are intended as general explanations only. For detailed legal definitions, the user is referred to the Texas Mental Health Code, the Mentally Retarded Persons Act, and Vernon's Texas Civil Statutes.

Voluntary. Client admitted under his own volition for treatment or training. The categories under "Voluntary" are largely descriptive of the client's needs.

Involuntary. Client admitted under court order.

Emergency. Immediate detention for a 24-hour period of a client upon written warrant of a magistrate where compelling need is shown. For continued hospitalization, an order must be obtained from the county court.

OPC. Order of Protective Custody. A different type of immediate detention ordered by the court, provided the client has been medically examined and found to be injurious to himself or others. Proceedings for Temporary or Indefinite commitment have usually been set in motion. The client may be discharged if the court has not decided on the involuntary commitment application within 14 days.

Temporary. Short-term (90 days or less) non-criminal commitment. Client must be deemed in need of hospitalization through examination by two psychiatrists who have filed a Certificate of Medical Examination with 5 days of application for commitment. May also be used in an outpatient setting if court determines client's treatment can be accomplished by this means. Client has the right to request a hearing.

Criminal Court. Order by the criminal court committing a person charged with a crime to hospitalization for observation/treatment. Used to determine competency to stand trial, criminal responsibility, and to provide treatment for a person already serving sentence who becomes mentally ill.

Indefinite. In non-criminal cases, used if client has not responded to treatment during temporary hospitalization(s) for a period of at least 60 days within the 12 months immediately preceding the filing of the petition. Two physicians must have examined the client within 15 days immediately preceding filing. The client has the right to a trial by jury.

## DEFINITION OF TERMS (cont'd)

### E. OTHER CATEGORIES (cont'd)

#### Type of Commitment (cont'd)

Importation. Transfer-in to a TDMHMR facility from another State of a client who is under an involuntary commitment.

Alcoholic. Involuntary commitment of a client diagnosed as alcoholic.

Narcotic. Involuntary commitment of a client diagnosed as addicted to narcotic drugs.

M.R. Mental Retardation. Commitment of a client evaluated as mentally retarded after a comprehensive diagnostic procedure shows client will benefit from long-term residential care, treatment, and training.

County. Tables presenting information on Residents, Caseload, and Admissions select the client's county of residence. Tables showing discharges by county select county in which client will reside after discharge (county of destination). If county of destination is not reported, county of residence is tabulated.

## II. TEXAS STATE SCHOOL FOR THE MENTALLY RETARDED

Thirteen residential facilities reported during Fiscal Year 1979.

### A. MOVEMENT IN AND MOVEMENT OUT:

State School client movement is arranged by direct admissions, discharges, and caseload. The movement definitions are the same as those for State Hospitals. (see Hospitals, Sections A and B)

### B. EVALUATION

Sensory and Mobility impairment: (see Hospitals, Section D)

Physical Diagnosis: (see Hospitals, Section D)

The following terms are reported under the coding conventions of the Manual on Terminology and Classification in Mental Retardation, 1973 Revision, American Association on Mental Deficiency.

## DEFINITION OF TERMS (cont'd)

### B. EVALUATION (cont'd)

Convulsive Disorder. Epilepsy. Characterized by periodic motor or sensory seizures.

Motor Dysfunction. The motor disabilities of cerebral palsy.

Psychiatric Impairment. Retardation following psychosis or other psychiatric disorder when there is no evidence of cerebral disorder. Not a concomitant manifestation of mental retardation.

Intelligence Quotient (IQ) Level of intellectual functioning determined on the basis of standard tests administered at State Schools. In instances where standard I.Q. tests cannot be administered, an S.Q., or Social Quotient is used, and is reported under "Other Level of Intellectual Functioning."

The ranges shown may be interpreted as follows:

- 0-19 - Profound retardation
- 20-34 - Severe retardation
- 35-49 - Moderate retardation
- 50-69 - Mild retardation
- 70+ - No retardation

Adaptive Behavior Level (ABL). Note that the term "Borderline" is no longer in use. Clients previously evaluated as "Borderline" are now included under "No retardation."

Adaptive Behavior level is the degree with which the individual meets standards of personal independence and social responsibility expected of his age and cultural group.

### C. OTHER CATEGORIES - See I, Hospitals, Section E.

#### III. REGISTER FOR STATE SCHOOL PLACEMENT

NOTE: In previous Volumes A, the Register was denoted by the term, "Waiting List." The Register for State School Placement is made up of applicants for entry into the State Schools for the mentally Retarded. Occasional placements are made in State Centers for Human Development and the MR Unit at Rusk State Hospital. Application for admission is made through the Central Office where evaluations determine the most appropriate facility for placement.

DEFINITION OF TERMS (cont'd)

III. REGISTER FOR STATE SCHOOL PLACEMENT (cont'd)

Additions. Applicants placed on the Register during the fiscal year.

Placements in State Schools. Applicants admitted to State Schools for the Mentally Retarded during the fiscal year. Note that the tables presenting individual state schools do not show placements in other facilities as stated above. These placements are included in Tables 94 and 96, but not in Tables 50 (see State School Section) and 95.

Current Actives. Applicants who are not deferred as of the end of the fiscal year (August 31).

Current Deferred. Applicants who have either been permanently or temporarily deferred from consideration as of the last day of the fiscal year (August 31).

NOTE: All tables in this volume reflect late updates received. Figures may differ slightly from preliminary data on the current fiscal year. References in this volume to previous fiscal year data will differ slightly from last year's volume.



T A B L E O F C O N T E N T S


	PAGE
PREFACE	i
DEFINITION OF TERMS	iii
STATE MENTAL HOSPITALS	iii
STATE SCHOOLS FOR THE MENTALLY RETARDED	x
REGISTER FOR STATE SCHOOL PLACEMENT	xi
PART I TEXAS STATE MENTAL HOSPITALS	
TABLE 1 MOVEMENT COMPARISON TO PREVIOUS YEAR	1
TABLE 2 TOTAL CLIENT MOVEMENT BY FACILITY	2
ADMISSIONS	
FIRST ADMISSIONS	
TABLE 3 SEX AND ETHNICITY BY FACILITY	3
TABLE 4 AGE BY FACILITY	4
TABLE 5 TYPE OF COMMITMENT BY FACILITY	6
TABLE 6 PRIMARY ADMISSION PSYCHIATRIC DIAGNOSIS BY FACILITY	7
TABLE 7 PRIMARY DIAGNOSIS OF ALCOHOLISM AND DRUG ABUSE BY FACILITY	8
TABLE 8 CHILDREN AND ADOLESCENTS - DIAGNOSTIC GROUP BY FACILITY	9
READMISSIONS	
TABLE 9 SEX AND ETHNICITY BY FACILITY	10
TABLE 10 AGE BY FACILITY	11
TABLE 11 TYPE OF COMMITMENT BY FACILITY	13
TABLE 12 PRIMARY PSYCHIATRIC DIAGNOSIS BY FACILITY	14
TABLE 13 PRIMARY DIAGNOSIS OF ALCOHOLISM AND DRUG ABUSE BY FACILITY	15
TABLE 14 CHILDREN AND ADOLESCENTS - DIAGNOSTIC GROUP BY FACILITY	16
DIRECT ADMISSIONS	
TABLE 15 SEX AND ETHNICITY BY FACILITY	17
TABLE 16 AGE BY FACILITY	18
TABLE 17 PRIMARY PSYCHIATRIC DIAGNOSIS BY FACILITY	20
TABLE 18 PRIMARY DIAGNOSIS OF ALCOHOLISM AND DRUG ABUSE BY FACILITY	21
TABLE 19 PHYSICAL DIAGNOSIS BY FACILITY	22
TABLE 20 SENSORY AND MOBILITY IMPAIRMENT BY FACILITY	23
TABLE 21 MULTIPLE SENSORY IMPAIRMENT BY FACILITY	24
TABLE 22 SOURCE OF REFERRAL BY FACILITY	25
TABLE 23 COUNTY OF RESIDENCE BY TYPE OF COMMITMENT	26
TABLE 24 COUNTY OF RESIDENCE BY FACILITY	33
DISCHARGES	
TABLE 25 SEX AND ETHNICITY BY FACILITY	40
TABLE 26 AGE BY FACILITY	41
TABLE 27 TYPE OF COMMITMENT BY FACILITY	43
TABLE 28 AGE AND NET LENGTH OF STAY BY FACILITY	44

T A B L E O F C O N T E N T S


		PAGE
TABLE 29	PRIMARY PSYCHIATRIC DIAGNOSIS BY LENGTH OF STAY	45
TABLE 30	PRIMARY PSYCHIATRIC DIAGNOSIS BY FACILITY	46
TABLE 31	PRIMARY DIAGNOSIS OF ALCOHOLISM AND DRUG ABUSE BY FACILITY	47
TABLE 32	CHILDREN AND ADOLESCENTS - DIAGNOSTIC GROUP BY FACILITY	48
TABLE 33	REFERRAL AT DISCHARGE BY FACILITY	49
TABLE 34	COUNTY OF DESTINATION BY FACILITY	50
RESIDENTS		
TABLE 35	SEX AND ETHNICITY BY FACILITY	57
TABLE 36	AGE BY FACILITY	58
TABLE 37	TYPE OF COMMITMENT BY FACILITY	60
TABLE 38	AGE AND NET LENGTH OF STAY BY FACILITY	61
TABLE 39	PRIMARY PSYCHIATRIC DIAGNOSIS BY LENGTH OF STAY	62
TABLE 40	PRIMARY PSYCHIATRIC DIAGNOSIS BY FACILITY	63
TABLE 41	PRIMARY DIAGNOSIS OF ALCOHOLISM AND DRUG ABUSE BY FACILITY	64
TABLE 42	CHILDREN AND ADOLESCENTS - DIAGNOSTIC GROUP BY FACILITY	65
TABLE 43	PHYSICAL DIAGNOSIS BY FACILITY	66
TABLE 44	SENSORY AND MOBILITY IMPAIRMENT BY FACILITY	67
TABLE 45	MULTIPLE SENSORY IMPAIRMENT BY FACILITY	68
TABLE 46	COUNTY OF RESIDENCE BY NET LENGTH OF STAY	69
TABLE 47	COUNTY OF RESIDENCE BY AGE	76
TABLE 48	COUNTY OF RESIDENCE BY FACILITY	83
CLIENT MOVEMENT SUMMARY		
TABLE 49	SUMMARY CLIENT MOVEMENT BY COUNTY OF RESIDENCE/DESTINATION	90
PART II TEXAS STATE SCHOOLS FOR THE MENTALLY RETARDED		
TABLE 50	MOVEMENT COMPARISON TO PREVIOUS YEAR	97
TABLE 51	TOTAL CLIENT MOVEMENT BY FACILITY	98
DIRECT ADMISSIONS		
TABLE 52	SEX AND ETHNICITY BY FACILITY	99
TABLE 53	AGE BY FACILITY	100
TABLE 54	TYPE OF COMMITMENT BY FACILITY	102
TABLE 55	INTELLIGENCE QUOTIENT AND ADAPTIVE BEHAVIOR LEVEL BY FACILITY	103
TABLE 56	INTELLIGENCE QUOTIENT AND ADAPTIVE BEHAVIOR LEVEL BY AGE	104
TABLE 57	SENSORY AND MOBILITY IMPAIRMENT BY FACILITY	105
TABLE 58	MULTIPLE SENSORY IMPAIRMENT BY FACILITY	106
TABLE 59	CONVULSIVE DISORDER BY FACILITY	107
TABLE 60	MOTOR DYSFUNCTION BY FACILITY	108
TABLE 61	PSYCHIATRIC IMPAIRMENT BY FACILITY	109
TABLE 62	PHYSICAL DIAGNOSIS BY FACILITY	110
TABLE 63	SOURCE OF REFERRAL BY FACILITY	111
TABLE 64	COUNTY OF RESIDENCE BY ADAPTIVE BEHAVIOR LEVEL	112
TABLE 65	COUNTY OF RESIDENCE BY FACILITY	119

T A B L E O F C O N T E N T S

DISCHARGES	PAGE
TABLE 66 SEX AND ETHNICITY BY FACILITY	126
TABLE 67 AGE BY FACILITY	127
TABLE 68 AGE AND NET LENGTH OF STAY BY FACILITY	129
TABLE 69 INTELLIGENCE QUOTIENT AND ADAPTIVE BEHAVIOR LEVEL BY FACILITY	130
TABLE 70 INTELLIGENCE QUOTIENT AND ADAPTIVE BEHAVIOR LEVEL BY AGE	131
TABLE 71 SENSORY AND MOBILITY IMPAIRMENT BY FACILITY	132
TABLE 72 MULTIPLE SENSORY IMPAIRMENT BY FACILITY	133
TABLE 73 REFERRAL AT DISCHARGE BY FACILITY	134
TABLE 74 COUNTY OF DESTINATION BY ADAPTIVE BEHAVIOR LEVEL	135
TABLE 75 COUNTY OF DESTINATION BY FACILITY	142
CASELOAD	
TABLE 76 SEX AND ETHNICITY BY FACILITY	149
TABLE 77 AGE BY FACILITY	150
TABLE 78 TYPE OF COMMITMENT BY FACILITY	152
TABLE 79 INTELLIGENCE QUOTIENT AND ADAPTIVE BEHAVIOR LEVEL BY FACILITY	153
TABLE 80 INTELLIGENCE QUOTIENT AND ADAPTIVE BEHAVIOR LEVEL BY AGE	154
TABLE 81 AGE AND NET LENGTH OF STAY BY FACILITY	155
TABLE 82 AGE AND NET LENGTH OF STAY BY ADAPTIVE BEHAVIOR LEVEL	156
TABLE 83 SENSORY AND MOBILITY IMPAIRMENT BY FACILITY	157
TABLE 84 MULTIPLE SENSORY IMPAIRMENT BY FACILITY	158
TABLE 85 CONVULSIVE DISORDER BY FACILITY	159
TABLE 86 MOTOR DYSFUNCTION BY FACILITY	160
TABLE 87 PSYCHIATRIC IMPAIRMENT BY FACILITY	161
TABLE 88 PHYSICAL DIAGNOSIS BY FACILITY	162
TABLE 89 COUNTY OF RESIDENCE BY AGE	163
TABLE 90 COUNTY OF RESIDENCE BY ADAPTIVE BEHAVIOR LEVEL	170
TABLE 91 COUNTY OF RESIDENCE BY FACILITY	177
CLIENT MOVEMENT SUMMARY	
TABLE 92 SUMMARY CLIENT MOVEMENT BY COUNTY OF RESIDENCE/DESTINATION	184
REGISTER FOR STATE SCHOOL PLACEMENT	
TABLE 93 ADDITIONS BY ADAPTIVE BEHAVIOR LEVEL, SEX AND AGE GROUP	191
TABLE 94 PLACEMENTS IN STATE SCHOOLS BY ADAPTIVE BEHAVIOR LEVEL, SEX AND AGE GROUP	192
TABLE 95 PLACEMENTS IN STATE SCHOOLS BY AGE, ADAPTIVE BEHAVIOR LEVEL AND FACILITY	193
TABLE 96 PLACEMENTS FROM, ADDITIONS TO, AND CURRENT ACTIVE OR DEFERRED STATUS BY COUNTY OF RESIDENCE	194



I. TEXAS STATE MENTAL HOSPITALS



TEXAS STATE MENTAL HOSPITALS  
MOVEMENT COMPARISON TO PREVIOUS YEAR

MOVEMENT	FISCAL YEAR 1978*	FISCAL YEAR 1979	PERCENT CHANGE
ADDITIONS:			
DIRECT ADMISSIONS	19622	19832	+ 1.07
PERMANENT & TEMPORARY TRANSFERS-IN	768	603	- 21.48
TOTAL ADDITIONS	20390	20435	+ 0.22
SEPARATIONS:			
DISCHARGES	19314	19446	+ 0.68
PERMANENT TRANSFERS-OUT & DEATHS	1228	1026	- 16.45
TOTAL SEPARATIONS	20542	20472	- 0.34
IN RESIDENCE AT END OF FISCAL YEAR	5616	5523	- 1.66

\*FIGURES MAY DIFFER FROM "DATA BOOK 1978 VOLUME A" DUE TO DATA RECEIVED AFTER PUBLICATION.

TOTAL CLIENT MOVEMENT BY FACILITY  
TEXAS STATE MENTAL HOSPITALS  
DURING THE PERIOD FROM  
09/01/78 TO 08/31/79

	TOTAL	VERNON	RIO GR. MH	KERRVILLE	AUSTIN	RUSK	SAN ANTONIO	TERRELL	WICHITA FALLS	TRIMS	BIG SPRING
BEGINNING CASELOAD	6006	499	60	727	932	837	898	869	671	34	479
RESIDENTS	5616	464	54	712	855	778	849	836	628	34	406
ON FURLOUGH/UD/ CONSIGNMENT	390	35	6	15	77	59	49	33	43	0	73
MOVEMENT IN											
DIRECT ADMISSIONS	19832	1120	744	283	4053	2915	3527	2626	1949	704	1911
FIRST ADMISSIONS	9636	829	343	165	1799	1465	1509	1245	922	480	879
READMISSIONS	10196	291	401	118	2254	1450	2018	1381	1027	224	1032
TRANSFERS IN	603	10	2	6	328	72	63	74	16	3	29
PERMANENT	277	10	2	6	102	70	24	27	13	2	21
TEMPORARY	326	0	0	0	226	2	39	47	3	1	8
ALL ADDITIONS	20435	1130	746	289	4381	2987	3590	2700	1965	707	1940
RETURN FROM FUR/UD/CONSIGNMENT	6009	1133	29	381	490	462	1112	1199	629	2	572
MOVEMENT OUT											
DISCHARGES	19446	1110	748	283	4055	2743	3522	2538	1904	674	1869
PERMANENT TRANSFER OUT	689	8	10	6	289	94	93	71	61	15	42
DEATH IN INSTITUTION	304	6	1	54	63	35	34	64	24	3	20
DEATH OUT OF INSTITUTION	33	7	1	5	2	7	4	3	2	0	2
TOTAL SEPARATIONS	20472	1131	760	348	4409	2879	3653	2676	1991	692	1933
PLACED ON FUR/UD/CONSIGNMENT	8414	1413	55	472	1043	808	1312	1439	895	8	969
ENDING CASELOAD	5969	498	46	668	904	945	835	893	645	49	486
RESIDENTS	5523	464	42	646	857	889	786	803	594	46	396
ON FURLOUGH/UD/ CONSIGNMENT	446	34	4	22	47	56	49	90	51	3	90



FIRST ADMISSIONS  
TEXAS STATE MENTAL HOSPITALS  
DURING THE PERIOD FROM  
09/01/78 TO 08/31/79

SEX AND ETHNICITY BY FACILITY

	TOTAL	VERNON	RIO GR. MH	KERRVILLE	AUSTIN	RUSK	SAN ANTONIO	TERRELL	WICHITA FALLS	TRIMS	BIG SPRING
<b>SEX</b>											
MALE	6436	616	231	103	1178	1088	1020	786	629	223	562
FEMALE	3200	213	112	62	621	377	489	459	293	257	317
TOTAL	9636	829	343	165	1799	1465	1509	1245	922	480	879
<b>ETHNICITY</b>											
WHITE	6707	687	112	147	1252	997	803	943	803	317	646
SPANISH SURNAME	1333	93	222	16	156	63	525	43	31	42	142
BLACK	1532	46	5	2	379	401	172	248	85	109	85
OTHER	64	3	4	0	12	4	9	11	3	12	6
TOTAL	9636	829	343	165	1799	1465	1509	1245	922	480	879

FIRST ADMISSIONS  
TEXAS STATE MENTAL HOSPITALS  
DURING THE PERIOD FROM  
09/01/78 TO 08/31/79

## AGE BY FACILITY

AGE	TOTAL	VERNON	RIO GR.	MH	KERRVILLE	AUSTIN	RUSK	SAN ANTONIO	TERRELL	WICHITA FALLS	TRIMS	BIG SPRING
1 OR LESS	2	0	0	0	0	0	2	0	0	0	0	0
2	0	0	0	0	0	0	0	0	0	0	0	0
3	2	0	0	0	0	1	1	0	0	0	0	0
4	0	0	0	0	0	0	0	0	0	0	0	0
5	6	0	0	0	0	2	2	0	1	0	0	1
6	9	0	0	0	0	3	1	0	2	3	0	0
7	10	0	0	0	0	6	3	1	0	0	0	0
8	12	0	0	0	0	4	1	1	2	4	0	0
9	9	0	1	0	0	3	2	0	1	2	0	0
10	17	0	1	0	0	4	2	2	1	7	0	0
11	23	0	2	0	0	7	3	3	2	6	0	0
12	30	0	1	0	0	5	6	6	6	5	0	1
13	96	9	3	0	0	17	13	19	15	12	1	7
14	122	20	6	0	0	15	15	25	20	12	3	6
15	225	74	2	0	0	22	23	25	26	33	6	14
16	258	92	8	2	2	32	23	29	26	21	3	22
17	217	48	4	2	2	35	28	34	26	13	4	23
18	289	57	12	4	4	50	40	46	39	15	9	17
19	306	39	8	1	1	53	46	47	31	25	23	33
20	292	40	6	2	2	67	40	47	35	16	15	24
21	325	27	11	2	2	69	48	45	41	27	30	25
22	317	19	10	4	4	63	46	59	41	29	20	26
23	351	21	12	3	3	90	57	49	42	34	20	23
24	305	14	12	3	3	61	52	60	40	22	13	28
25	328	13	16	5	5	82	56	48	40	25	24	19
26	296	13	14	3	3	62	44	43	40	29	19	29
27	264	13	13	4	4	58	44	42	23	27	16	24
28	265	8	7	0	0	56	54	43	34	24	17	22
29	224	8	9	2	2	43	26	35	28	29	20	24
30	227	4	14	3	3	47	39	32	30	22	17	19
31	199	15	2	0	0	36	38	25	35	19	16	13
32	198	8	9	3	3	40	36	34	24	19	9	16
33	150	9	7	2	2	38	16	22	16	17	10	13
34	178	6	6	5	5	35	28	38	25	14	11	10
35	194	10	6	4	4	39	30	37	22	20	9	17
36	175	12	9	4	4	28	28	32	26	19	4	13
37	164	8	14	4	4	29	21	24	20	24	7	13
38	157	7	5	1	1	31	23	29	21	14	10	16
39	160	7	8	1	1	37	23	18	27	14	6	19
40	146	8	6	2	2	34	24	15	19	12	8	18

FIRST ADMISSIONS  
TEXAS STATE MENTAL HOSPITALS  
DURING THE PERIOD FROM  
09/01/78 TO 08/31/79

## AGE BY FACILITY

AGE	TOTAL	VERNON	RIO GR.	MH	KERRVILLE	AUSTIN	RUSK	SAN ANTONIO	TERRELL	WICHITA FALLS	TRIMS	BIG SPRING
41	135	11	3	3	19	24	20	17	18	2	18	
42	134	4	4	2	29	24	25	18	12	6	10	
43	124	10	6	2	28	21	21	12	9	4	11	
44	121	8	4	2	27	13	15	14	20	3	15	
45	117	4	5	3	19	19	19	13	15	6	14	
46	116	6	3	4	18	19	14	25	10	3	14	
47	104	8	8	2	12	15	18	15	13	3	10	
48	102	9	4	1	16	18	11	21	9	5	8	
49	114	12	2	2	18	18	18	14	13	5	12	
50	112	13	4	1	25	17	18	10	8	5	11	
51	116	7	2	0	26	17	13	18	10	3	20	
52	107	6	5	2	23	21	12	14	7	4	13	
53	109	4	4	4	15	21	21	17	12	2	9	
54	119	13	2	0	17	15	24	17	15	6	10	
55	89	6	4	4	11	11	16	11	10	4	12	
56	88	6	3	2	12	13	16	10	10	3	13	
57	94	3	1	1	19	15	18	11	11	4	11	
58	77	3	2	4	12	13	12	12	6	2	11	
59	79	5	4	1	10	16	13	5	10	5	10	
60	74	11	3	1	11	11	6	12	4	4	11	
61	60	5	1	2	6	13	13	4	6	2	8	
62	62	1	1	1	14	11	8	13	7	0	6	
63	65	6	2	4	8	10	12	1	9	2	11	
64	68	1	2	4	9	12	9	13	4	4	10	
65	59	2	3	1	5	11	7	7	7	5	11	
66	51	3	0	3	11	6	6	14	1	3	4	
67	50	7	1	1	3	7	7	15	2	2	5	
68	51	7	1	4	6	9	12	3	2	4	3	
69	47	2	3	1	5	8	8	4	6	3	7	
70	44	5	3	1	5	6	4	4	6	8	2	
71	34	3	2	3	3	6	5	4	2	2	4	
72	45	3	1	3	8	5	6	8	4	3	4	
73	31	1	1	3	4	2	9	5	3	1	2	
74	26	4	0	1	3	3	5	4	3	2	1	
75 & OVER	264	21	5	26	38	31	53	33	24	10	23	
TOTAL	9636	829	343	165	1799	1465	1509	1245	922	480	879	

FIRST ADMISSIONS  
TEXAS STATE MENTAL HOSPITALS  
DURING THE PERIOD FROM  
09/01/78 TO 08/31/79

TYPE OF COMMITMENT BY FACILITY

TYPE OF COMMITMENT	TOTAL	VERNON	RIO GR.	MH KERRVILLE	AUSTIN	RUSK	SAN ANTONIO	TERRELL	WICHITA FALLS	TRIMS	BIG SPRING
<b>VOLUNTARY</b>											
MENTAL ILLNESS	1847	42	71	32	310	76	244	306	235	235	296
ALCOHOLISM	1482	75	55	27	409	40	176	253	259	22	166
NARCOTIC	643	306	41	9	75	3	74	50	1	74	10
M.R.	1	1	0	0	0	0	0	0	0	0	0
DIAG & EVAL	140	0	1	1	12	94	15	1	15	0	1
ADMINISTRATIVE	28	0	0	0	0	28	0	0	0	0	0
OTHER	4	0	0	0	0	3	0	0	0	1	0
MR CRISIS INTERVEN.	1	0	0	0	0	1	0	0	0	0	0
TOTAL	4146	424	168	69	806	245	509	610	510	332	473
PERCENT	43.03	51.15	48.98	41.82	44.80	16.72	33.73	49.00	55.31	69.17	53.81
<b>INVOLUNTARY</b>											
EMERGENCY	537	2	116	10	95	81	39	38	92	0	64
GPC	2034	47	46	67	420	385	758	151	103	11	46
TEMPORARY	1898	150	12	12	394	250	145	423	188	137	187
CRIMINAL COURT	237	1	1	0	3	231	0	0	0	0	1
INDEFINITE	29	0	0	0	1	14	11	0	0	0	3
IMPORTATION	0	0	0	0	0	0	0	0	0	0	0
ALCOHOLIC	609	125	0	7	66	219	46	21	26	0	99
NARCOTIC	118	79	0	0	14	13	1	2	3	0	6
M.R.	28	1	0	0	0	27	0	0	0	0	0
TOTAL	5490	405	175	96	993	1220	1000	635	412	148	406
PERCENT	56.97	48.85	51.02	58.18	55.20	83.28	66.27	51.00	44.69	30.83	46.19
<b>GRAND</b>											
TOTAL	9636	829	343	165	1799	1465	1509	1245	922	480	879
PERCENT	100.00	8.60	3.56	1.71	18.67	15.20	15.66	12.92	9.57	4.98	9.12

FIRST ADMISSIONS  
TEXAS STATE MENTAL HOSPITALS  
DURING THE PERIOD FROM  
09/01/78 TO 08/31/79

PRIMARY ADMISSION PSYCHIATRIC DIAGNOSIS BY FACILITY

DIAGNOSIS	TOTAL	VERNON	RIO GR. MH	KERRVILLE	AUSTIN	RUSK	SAN ANTONIO	TERRELL	WICHITA FALLS	TRIMS	BIG SPRING
SCHIZOPHRENIA	2280	85	102	22	527	371	333	341	195	104	200
OTHER FUNCTIONAL PSYCHOSES	710	13	18	6	112	104	89	77	129	84	78
PSYCHOTIC D.B.S.	474	42	11	15	51	83	43	95	48	41	45
NON-PSYCHOTIC D.B.S.	308	7	14	24	85	43	72	18	25	3	17
NEUROSES	795	21	28	11	113	90	109	169	45	114	95
ALCOHOLISM	2543	198	71	53	530	333	421	338	306	8	285
DRUG ABUSE	1129	404	43	13	160	104	162	85	16	86	56
PERS. TRANS, BEHAV. ETC.	972	37	37	10	156	193	166	114	144	29	86
MENTAL RETARDATION	104	1	8	3	17	20	33	8	9	3	2
NONE	142	5	8	3	26	80	15	0	1	0	4
NOT REPORTED	179	16	3	5	22	44	66	0	4	8	11
TOTAL	9636	829	343	165	1799	1465	1509	1245	922	480	879

FIRST ADMISSIONS  
TEXAS STATE MENTAL HOSPITALS  
DURING THE PERIOD FROM  
09/01/78 TO 08/31/79

PRIMARY DIAGNOSIS OF ALCOHOLISM AND DRUG ABUSE BY FACILITY

	TOTAL	VERNON	RIO GR. MH	KERRVILLE	AUSTIN	RUSK	SAN ANTONIO	TERRELL	WICHITA FALLS	TRIMS	BIG SPRING
ALCOHOLISM EPISODIC EXCESSIVE DRINKING	96	34	1	4	6	17	0	0	1	0	33
HABITUAL EXCESSIVE DRINKING	205	34	0	22	12	96	12	11	3	2	13
ALCOHOL ADDICTION	1932	95	56	19	501	139	393	311	188	0	230
ALCOHOLIC PSYCHOSIS	202	3	13	8	9	26	7	15	113	1	7
NON-PSYCHOTIC O.B.S. WITH ALCOHOL	25	0	1	0	2	10	9	0	1	0	2
OTHER, UNSPECIFIED	83	32	0	0	0	45	0	1	0	5	0
TOTAL	2543	198	71	53	530	333	421	338	306	8	285
PERCENT OF FIRST ADMISSIONS	26.39	23.88	20.70	32.12	29.46	22.73	27.90	27.15	33.19	1.67	32.42
DRUG DEPENDENCE HARD NARCOTICS	220	7	17	2	15	10	82	9	0	59	19
BARBITURATES, MINOR TRANQUILIZERS, ETC.	46	10	8	1	6	4	9	2	0	2	4
AMPHETAMINES AND OTHER STIMULANTS	69	6	3	2	22	7	14	7	0	4	4
HALLUCINOGENS	23	1	6	0	1	2	8	1	0	4	0
HASHISH, MARIJUANA	52	38	2	0	2	3	0	1	0	1	5
PSYCHOTIC O.B.S. WITH DRUG INTOX	112	2	0	0	36	38	13	16	1	1	5
NON-PSYCHOTIC O.B.S. WITH DRUG INTOX	17	0	2	1	8	4	1	1	0	0	0
OTHER, UNSPECIFIED	590	340	5	7	70	36	35	48	15	15	19
TOTAL	1129	404	43	13	160	104	162	85	16	86	56
PERCENT OF FIRST ADMISSIONS	11.72	48.73	12.54	7.88	8.89	7.10	10.74	6.83	1.74	17.92	6.37

FIRST ADMISSIONS  
TEXAS STATE MENTAL HOSPITALS  
DURING THE PERIOD FROM  
09/01/78 TO 08/31/79

CHILDREN AND ADOLESCENTS - DIAGNOSTIC GROUP BY FACILITY

DIAGNOSTIC GROUP	TOTAL	VERNON	RIO GR.	MM KERRVILLE	AUSTIN	RUSK	SAN ANTONIO	TERRELL	WICHITA FALLS	TRIMS	BIG SPRING
<b>CHILDREN (0-12)</b>											
MENTAL ILLNESS	101	0	4	0	30	21	5	13	27	0	1
ALCOHOLISM	0	0	0	0	0	0	0	0	0	0	0
DRUG ABUSE	1	0	0	0	0	0	0	1	0	0	0
MENTAL RETARDATION	3	0	1	0	0	1	0	1	0	0	0
NOT REPORTED	15	0	0	0	5	1	8	0	0	0	1
<b>TOTAL</b>	<b>120</b>	<b>0</b>	<b>5</b>	<b>0</b>	<b>35</b>	<b>23</b>	<b>13</b>	<b>15</b>	<b>27</b>	<b>0</b>	<b>2</b>
<b>ADOLESCENTS (13-17)</b>											
MENTAL ILLNESS	557	3	18	2	96	67	108	103	86	14	60
ALCOHOLISM	6	1	0	0	1	1	0	2	0	0	1
DRUG ABUSE	282	234	3	1	12	4	12	5	1	2	8
MENTAL RETARDATION	19	0	2	0	2	3	4	3	3	0	2
NOT REPORTED	54	5	0	1	10	27	8	0	1	1	1
<b>TOTAL</b>	<b>918</b>	<b>243</b>	<b>23</b>	<b>4</b>	<b>121</b>	<b>102</b>	<b>132</b>	<b>113</b>	<b>91</b>	<b>17</b>	<b>72</b>
<b>GRAND TOTAL</b>	<b>1038</b>	<b>243</b>	<b>28</b>	<b>4</b>	<b>156</b>	<b>125</b>	<b>145</b>	<b>128</b>	<b>118</b>	<b>17</b>	<b>74</b>

READMISSIONS  
TEXAS STATE MENTAL HOSPITALS  
DURING THE PERIOD FROM  
09/01/78 TO 08/31/79

## SEX AND ETHNICITY BY FACILITY

	TOTAL	VERNON	RIO GR.	MM KERRVILLE	AUSTIN	RUSK	SAN ANTONIO	TERRELL	WICHITA FALLS	TRIMS	BIG SPRING
<b>SEX</b>											
MALE	6534	190	253	78	1395	1032	1357	789	687	81	672
FEMALE	3662	101	148	40	859	418	661	592	340	143	360
TOTAL	10196	291	401	118	2254	1450	2018	1381	1027	224	1032
<b>ETHNICITY</b>											
WHITE	6415	241	79	99	1354	968	964	944	873	137	756
SPANISH SURNAME	1671	32	312	17	232	33	797	31	18	20	179
BLACK	2067	16	3	2	663	443	249	401	136	64	90
OTHER	43	2	7	0	5	6	8	5	0	3	7
TOTAL	10196	291	401	118	2254	1450	2018	1381	1027	224	1032



READMISSIONS  
TEXAS STATE MENTAL HOSPITALS  
DURING THE PERIOD FROM  
09/01/78 TO 08/31/79

## AGE BY FACILITY

AGE	TOTAL	VERNON	RIO GR.	MH	KERRVILLE	AUSTIN	RUSK	SAN ANTONIO	TERRELL	WICHITA FALLS	TRIMS	BIG SPRING
1 OR LESS	3	0		0	0	2	1	0	0	0	0	0
2	0	0		0	0	0	0	0	0	0	0	0
3	0	0		0	0	0	0	0	0	0	0	0
4	0	0		0	0	0	0	0	0	0	0	0
5	0	0		0	0	0	0	0	0	0	0	0
6	1	0		0	0	0	1	0	0	0	0	0
7	1	0		0	0	1	0	0	0	0	0	0
8	3	0		0	0	2	0	0	0	1	0	0
9	1	0		0	0	0	0	0	0	1	0	0
10	2	0		0	0	0	0	1	0	1	0	0
11	2	0		1	0	0	0	0	1	0	0	0
12	5	0		0	0	1	1	1	0	2	0	0
13	11	0		0	0	3	1	2	3	1	0	1
14	27	0		1	0	5	3	12	1	4	0	1
15	36	2		1	0	4	4	10	5	6	2	2
16	70	8		1	0	14	11	15	11	8	0	2
17	63	1		1	0	12	11	10	14	6	0	8
18	96	3		3	0	13	18	26	13	12	0	8
19	151	5		10	2	27	26	29	26	12	4	10
20	178	2		12	0	34	26	40	32	18	5	9
21	244	9		10	2	61	30	43	40	16	10	23
22	253	9		13	2	56	36	39	43	24	6	25
23	283	6		8	1	68	49	56	31	29	5	30
24	299	15		11	1	70	41	71	36	20	8	26
25	292	10		16	2	80	30	45	45	26	9	29
26	303	5		11	4	89	26	50	56	23	14	25
27	289	7		19	3	73	33	62	38	25	10	19
28	288	6		17	2	74	29	58	50	28	5	19
29	258	3		6	2	66	42	48	36	25	12	18
30	270	3		11	3	77	39	52	31	22	8	24
31	232	4		21	5	62	25	45	24	21	10	15
32	243	2		15	4	68	21	49	28	25	6	25
33	214	2		8	4	62	33	42	22	14	9	18
34	228	3		8	0	53	36	54	28	24	9	13
35	250	9		12	1	50	35	55	35	25	2	26
36	248	5		5	3	67	28	61	37	17	1	24
37	216	8		12	4	45	30	54	23	19	1	20
38	244	5		3	3	45	52	53	35	19	4	25
39	209	9		9	0	43	21	62	22	19	3	21
40	211	10		8	2	48	31	39	31	17	2	23

READMISSIONS  
TEXAS STATE MENTAL HOSPITALS  
DURING THE PERIOD FROM  
09/01/78 TO 08/31/79

## AGE BY FACILITY

AGE	TOTAL	VERNON	RIO GR. MH	KERRVILLE	AUSTIN	RUSK	SAN ANTONIO	TERRELL	WICHITA FALLS	TRIMS	BIG SPRING
41	188	2	10	2	36	33	22	24	30	1	28
42	211	6	4	1	47	38	33	25	34	3	20
43	186	9	8	5	45	23	26	22	26	4	18
44	225	9	15	5	43	31	37	44	14	0	27
45	194	9	5	1	42	30	39	23	21	3	21
46	205	7	11	0	41	32	41	22	20	4	27
47	198	9	10	3	37	19	44	25	23	2	26
48	179	3	1	0	38	27	34	27	21	2	26
49	191	8	5	2	38	27	33	29	18	2	29
50	196	5	7	0	48	27	37	29	23	0	20
51	176	3	6	3	27	25	31	20	37	1	23
52	195	7	5	2	26	47	26	25	33	4	20
53	190	4	3	2	53	41	39	15	13	1	19
54	176	6	9	2	37	17	29	24	23	2	27
55	139	6	5	3	16	17	30	25	17	1	19
56	164	4	5	3	30	28	34	18	21	3	18
57	152	4	4	2	33	23	24	15	26	0	21
58	134	2	4	0	31	23	35	18	9	0	12
59	128	4	3	1	25	29	19	14	14	2	17
60	109	3	4	0	24	23	24	8	11	0	12
61	94	4	4	0	12	23	13	11	12	0	15
62	86	2	4	1	25	10	18	10	6	2	8
63	89	3	4	5	16	12	16	11	5	7	10
64	78	2	3	2	17	6	14	6	6	2	20
65	77	2	1	2	16	4	15	12	8	2	15
66	64	2	1	1	9	5	10	10	12	4	10
67	54	3	2	3	6	7	12	9	3	4	5
68	79	3	1	1	10	14	13	18	7	3	9
69	46	4	0	0	10	6	7	6	9	0	4
70	36	1	1	3	6	2	10	4	4	2	3
71	37	1	2	0	4	7	14	2	4	2	1
72	34	2	0	2	4	5	10	6	0	3	2
73	31	0	1	1	10	2	9	4	1	1	2
74	35	0	0	1	5	5	12	6	0	4	2
75 & OVER	96	1	0	9	12	12	24	17	6	8	7
TOTAL	10196	291	401	118	2254	1450	2018	1381	1027	224	1032

READMISSIONS  
TEXAS STATE MENTAL HOSPITALS  
DURING THE PERIOD FROM  
09/01/78 TO 08/31/79

TYPE OF COMMITMENT BY FACILITY

TYPE OF COMMITMENT	TOTAL	VERNON	RIO GR. MH	KERRVILLE	AUSTIN	RUSK	SAN ANTONIO	TERRELL	WICHITA FALLS	TRIMS	BIG SPRING
<b>VOLUNTARY</b>											
MENTAL ILLNESS	2499	21	105	29	535	77	502	456	307	130	337
ALCOHOLISM	1387	41	49	10	316	71	229	118	306	13	234
NARCOTIC	164	17	19	0	49	1	45	12	1	17	3
M.R.	4	1	1	0	2	0	0	0	0	0	0
DIAG & EVAL	32	0	0	1	0	20	9	1	1	0	0
ADMINISTRATIVE	28	0	0	0	0	28	0	0	0	0	0
OTHER	2	0	0	0	0	0	0	1	0	1	0
MR CRISIS INTERVEN.	1	0	0	0	0	1	0	0	0	0	0
<b>TOTAL</b>	<b>4117</b>	<b>80</b>	<b>174</b>	<b>40</b>	<b>902</b>	<b>198</b>	<b>785</b>	<b>588</b>	<b>615</b>	<b>161</b>	<b>574</b>
<b>PERCENT</b>	<b>40.38</b>	<b>27.49</b>	<b>43.39</b>	<b>33.90</b>	<b>40.02</b>	<b>13.66</b>	<b>38.90</b>	<b>42.58</b>	<b>59.88</b>	<b>71.88</b>	<b>55.62</b>
<b>INVOLUNTARY</b>											
EMERGENCY	590	0	127	6	109	118	19	58	80	0	73
OPC	2476	51	81	50	602	430	977	145	89	5	46
TEMPORARY	2111	98	16	5	533	301	173	547	177	58	203
CRIMINAL COURT	81	0	1	0	3	77	0	0	0	0	0
INDEFINITE	83	5	2	0	11	48	13	1	2	0	1
IMPORTATION	1	0	0	0	0	0	0	1	0	0	0
ALCOHOLIC	703	52	0	17	86	264	50	40	64	0	130
NARCOTIC	23	5	0	0	8	3	1	1	0	0	5
M.R.	11	0	0	0	0	11	0	0	0	0	0
<b>TOTAL</b>	<b>6079</b>	<b>211</b>	<b>227</b>	<b>78</b>	<b>1352</b>	<b>1252</b>	<b>1233</b>	<b>793</b>	<b>412</b>	<b>63</b>	<b>458</b>
<b>PERCENT</b>	<b>59.62</b>	<b>72.51</b>	<b>56.61</b>	<b>66.10</b>	<b>59.98</b>	<b>86.34</b>	<b>61.10</b>	<b>57.42</b>	<b>40.12</b>	<b>28.12</b>	<b>44.38</b>
<b>GRAND</b>											
<b>TOTAL</b>	<b>10196</b>	<b>291</b>	<b>401</b>	<b>118</b>	<b>2254</b>	<b>1450</b>	<b>2018</b>	<b>1381</b>	<b>1027</b>	<b>224</b>	<b>1032</b>
<b>PERCENT</b>	<b>100.00</b>	<b>2.85</b>	<b>3.93</b>	<b>1.16</b>	<b>22.11</b>	<b>14.22</b>	<b>19.79</b>	<b>13.54</b>	<b>10.07</b>	<b>2.20</b>	<b>10.12</b>

READMISSIONS  
TEXAS STATE MENTAL HOSPITALS  
DURING THE PERIOD FROM  
09/01/78 TO 08/31/79

PRIMARY PSYCHIATRIC DIAGNOSIS BY FACILITY

DIAGNOSIS	TOTAL	VERNON	RIO GR. MM	KERRVILLE	AUSTIN	RUSK	SAN ANTONIO	TERRELL	WICHITA FALLS	TRIMS	BIG SPRING
SCHIZOPHRENIA	4597	84	206	22	1273	607	718	780	409	120	378
OTHER FUNCTIONAL PSYCHOSES	677	19	20	11	138	69	152	64	88	33	83
PSYCHOTIC O.B.S.	277	16	10	9	34	31	32	84	23	15	23
NON-PSYCHOTIC O.B.S.	262	2	9	4	78	42	68	10	22	0	27
NEUROSES	386	10	17	6	45	61	61	103	14	22	47
ALCOHOLISM	2731	112	72	53	461	424	580	229	394	10	396
DRUG ABUSE	410	30	23	4	96	48	112	39	11	14	33
PERS. TRANS, BEHAV, ETC.	549	17	25	6	85	110	155	57	51	10	33
MENTAL RETARDATION	139	0	15	2	26	9	58	14	13	0	2
NONE	44	1	0	0	9	23	10	0	0	0	1
NOT REPORTED	124	0	4	1	9	26	72	1	2	0	9
TOTAL	10196	291	401	118	2254	1450	2018	1381	1027	224	1032

READMISSIONS  
TEXAS STATE MENTAL HOSPITALS  
DURING THE PERIOD FROM  
09/01/78 TO 08/31/79

PRIMARY DIAGNOSIS OF ALCOHOLISM AND DRUG ABUSE BY FACILITY

	TOTAL	VERNON	RIO GR. MH	KERRVILLE	AUSTIN	RUSK	SAN ANTONIO	TERRELL	WICHITA FALLS	TRIMS	BIG SPRING
ALCOHOLISM EPISODIC EXCESSIVE DRINKING	54	17	0	1	0	10	2	1	0	1	22
HABITUAL EXCESSIVE DRINKING	146	10	4	8	2	90	15	3	1	3	10
ALCOHOL ADDICTION	2076	77	55	32	433	222	540	192	168	0	357
ALCOHOLIC PSYCHOSIS	370	0	10	12	25	46	11	32	225	5	4
NON-PSYCHOTIC O.B.S. WITH ALCOHOL	38	0	0	0	1	22	12	1	0	0	2
OTHER, UNSPECIFIED	47	8	3	0	0	34	0	0	0	1	1
TOTAL	2731	112	72	53	461	424	580	229	394	10	396
PERCENT OF RETURN PLACEMENTS	26.79	38.49	17.96	44.92	20.45	29.24	28.74	16.58	38.36	4.46	38.37
DRUG DEPENDENCE HARD NARCOTICS	115	0	16	0	7	6	68	4	2	9	3
BARBITURATES, MINOR TRANQUILIZERS, ETC.	31	1	2	1	9	2	5	5	0	0	6
AMPHETAMINES AND OTHER STIMULANTS	29	1	1	0	15	3	3	1	0	0	5
HALLUCINOGENS	17	1	2	0	1	2	8	1	0	1	1
HASHISH, MARIJUANA	7	0	1	0	2	0	1	1	0	0	2
PSYCHOTIC O.B.S. WITH DRUG INTOX	53	1	0	1	16	17	4	10	2	1	1
NON-PSYCHOTIC O.B.S. WITH DRUG INTOX	8	0	0	0	3	2	0	3	0	0	0
OTHER, UNSPECIFIED	150	26	1	2	43	16	23	14	7	3	15
TOTAL	410	30	23	4	96	48	112	39	11	14	33
PERCENT OF RETURN PLACEMENTS	4.02	10.31	5.74	3.39	4.26	3.31	5.55	2.82	1.07	6.25	3.20

READMISSIONS  
TEXAS STATE MENTAL HOSPITALS  
DURING THE PERIOD FROM  
09/01/78 TO 08/31/79

CHILDREN AND ADOLESCENTS - DIAGNOSTIC GROUP BY FACILITY

DIAGNOSTIC GROUP	TOTAL	VERNON	RIO GR.	MH KERRVILLE	AUSTIN	RUSK	SAN ANTONIO	TERRELL	WICHITA FALLS	TRIMS	BIG SPRING
<b>CHILDREN (0-12)</b>											
MENTAL ILLNESS	13	0	0	0	6	1	0	1	5	0	0
ALCOHOLISM	2	0	1	0	0	1	0	0	0	0	0
DRUG ABUSE	0	0	0	0	0	0	0	0	0	0	0
MENTAL RETARDATION	0	0	0	0	0	0	0	0	0	0	0
NOT REPORTED	3	0	0	0	0	1	2	0	0	0	0
<b>TOTAL</b>	<b>18</b>	<b>0</b>	<b>1</b>	<b>0</b>	<b>6</b>	<b>3</b>	<b>2</b>	<b>1</b>	<b>5</b>	<b>0</b>	<b>0</b>
<b>ADOLESCENTS (13-17)</b>											
MENTAL ILLNESS	177	0	3	0	34	24	45	33	24	1	13
ALCOHOLISM	1	0	0	0	0	0	1	0	0	0	0
DRUG ABUSE	14	11	0	0	2	0	0	0	0	1	0
MENTAL RETARDATION	8	0	0	0	2	2	1	1	1	0	1
NOT REPORTED	7	0	1	0	0	4	2	0	0	0	0
<b>TOTAL</b>	<b>207</b>	<b>11</b>	<b>4</b>	<b>0</b>	<b>38</b>	<b>30</b>	<b>49</b>	<b>34</b>	<b>25</b>	<b>2</b>	<b>14</b>
<b>GRAND TOTAL</b>	<b>225</b>	<b>11</b>	<b>5</b>	<b>0</b>	<b>44</b>	<b>33</b>	<b>51</b>	<b>35</b>	<b>30</b>	<b>2</b>	<b>14</b>

DIRECT ADMISSIONS  
TEXAS STATE MENTAL HOSPITALS  
DURING THE PERIOD FROM  
09/01/78 TO 08/31/79

## SEX AND ETHNICITY BY FACILITY

	TOTAL	VERNON	RIO GR. MH	KERRVILLE	AUSTIN	RUSK	SAN ANTONIO	TERRELL	WICHITA FALLS	TRIMS	BIG SPRING
<b>SEX</b>											
MALE	12970	806	484	181	2573	2120	2377	1575	1316	304	1234
FEMALE	6862	314	260	102	1480	795	1150	1051	633	400	677
TOTAL	19832	1120	744	283	4053	2915	3527	2626	1949	704	1911
<b>ETHNICITY</b>											
WHITE	13122	928	191	246	2606	1965	1767	1887	1676	454	1402
SPANISH SURNAME	3004	125	534	33	388	96	1322	74	49	62	321
BLACK	3599	62	8	4	1042	844	421	649	221	173	175
OTHER	107	5	11	0	17	10	17	16	3	15	13
TOTAL	19832	1120	744	283	4053	2915	3527	2626	1949	704	1911

DIRECT ADMISSIONS  
TEXAS STATE MENTAL HOSPITALS  
DURING THE PERIOD FROM  
09/01/78 TO 08/31/79

## AGE BY FACILITY

AGE	TOTAL	VERNON	RIO GR.	MH KERRVILLE	AUSTIN	RUSK	SAN ANTONIO	TERRELL	WICHITA FALLS	TRIMS	BIG SPRING
1 OR LESS	5	0	0	0	2	3	0	0	0	0	0
2	0	0	0	0	0	0	0	0	0	0	0
3	2	0	0	0	1	1	0	0	0	0	0
4	0	0	0	0	0	0	0	0	0	0	0
5	6	0	0	0	2	2	0	1	0	0	1
6	10	0	0	0	3	2	0	2	3	0	0
7	11	0	0	0	7	3	1	0	0	0	0
8	15	0	0	0	6	1	1	2	5	0	0
9	10	0	1	0	3	2	0	1	3	0	0
10	19	0	1	0	4	2	3	1	8	0	0
11	25	0	3	0	7	3	3	3	6	0	0
12	35	0	1	0	6	7	7	6	7	0	1
13	107	9	3	0	20	14	21	18	13	1	8
14	149	20	7	0	20	18	37	21	16	3	7
15	261	76	3	0	26	27	35	31	39	8	16
16	328	100	9	2	46	34	44	37	29	3	24
17	280	49	5	2	47	39	44	40	19	4	31
18	385	60	15	4	63	58	72	52	27	9	25
19	457	44	18	3	80	72	76	57	37	27	43
20	470	42	18	2	101	66	87	67	34	20	33
21	569	36	21	4	130	78	88	81	43	40	48
22	570	28	23	6	119	82	98	84	53	26	51
23	634	27	20	4	158	106	105	73	63	25	53
24	604	29	23	4	131	93	131	76	42	21	54
25	620	23	32	7	162	86	93	85	51	33	48
26	599	18	25	7	151	70	93	96	52	33	54
27	553	20	32	7	131	77	104	61	52	26	43
28	553	14	24	2	130	83	101	84	52	22	41
29	482	11	15	4	109	68	83	64	54	32	42
30	497	7	25	6	124	78	84	61	44	25	43
31	431	19	23	5	98	63	70	59	40	26	28
32	441	10	24	7	108	57	83	52	44	15	41
33	364	11	15	6	100	49	64	38	31	19	31
34	406	9	14	5	88	64	92	53	38	20	23
35	444	19	18	5	89	65	92	57	45	11	43
36	423	17	14	7	95	56	93	63	36	5	37
37	380	16	26	8	74	51	78	43	43	8	33
38	401	12	8	4	76	75	82	56	33	14	41
39	369	16	17	1	80	44	80	49	33	9	40
40	357	18	14	4	82	55	54	50	29	10	41



DIRECT ADMISSIONS  
TEXAS STATE MENTAL HOSPITALS  
DURING THE PERIOD FROM  
09/01/78 TO 08/31/79

## AGE BY FACILITY

AGE	TOTAL	VERNON	RIO GR.	MM KERRVILLE	AUSTIN	RUSK	SAN ANTONIO	TERRELL	WICHITA FALLS	TRIMS	BIG SPRING
41	323	13	13	5	55	57	42	41	48	3	46
42	345	10	8	3	76	62	58	43	46	9	30
43	310	19	14	7	73	44	47	34	35	8	29
44	346	17	19	7	70	44	52	58	34	3	42
45	311	13	10	4	61	49	58	36	36	9	35
46	321	13	14	4	59	51	55	47	30	7	41
47	302	17	18	5	49	34	62	40	36	5	36
48	281	12	5	1	54	45	45	48	30	7	34
49	305	20	7	4	56	45	51	43	31	7	41
50	308	18	11	1	73	44	55	39	31	5	31
51	292	10	8	3	53	42	44	38	47	4	43
52	302	13	10	4	49	68	38	39	40	8	33
53	299	8	7	6	68	62	60	32	25	3	28
54	295	19	11	2	54	32	53	41	38	8	37
55	228	12	9	7	27	28	46	36	27	5	31
56	252	10	8	5	42	41	50	28	31	6	31
57	246	7	5	3	52	38	42	26	37	4	32
58	211	5	6	4	43	36	47	30	15	2	23
59	207	9	7	2	35	45	32	19	24	7	27
60	183	14	7	1	35	34	30	20	15	4	23
61	154	9	5	2	18	36	26	15	18	2	23
62	148	3	5	2	39	21	26	23	13	2	14
63	154	9	6	9	24	22	28	12	14	9	21
64	146	3	5	6	26	18	23	19	10	6	30
65	136	4	4	3	21	15	22	19	15	7	26
66	115	5	1	4	20	11	16	24	13	7	14
67	104	10	3	4	9	14	19	24	5	6	10
68	130	10	2	5	16	23	25	21	9	7	12
69	93	6	3	1	15	14	15	10	15	3	11
70	80	6	4	4	11	8	14	8	10	10	5
71	71	4	4	3	7	13	19	6	6	4	5
72	79	5	1	5	12	10	16	14	4	6	6
73	62	1	2	4	14	4	18	9	4	2	4
74	61	4	0	2	8	8	17	10	3	6	3
75 & OVER	360	22	5	35	50	43	77	50	30	18	30
TOTAL	19832	1120	744	283	4053	2915	3527	2626	1949	704	1911

DIRECT ADMISSIONS  
TEXAS STATE MENTAL HOSPITALS  
DURING THE PERIOD FROM  
09/01/78 TO 08/31/79

## PRIMARY PSYCHIATRIC DIAGNOSIS BY FACILITY

DIAGNOSIS	TOTAL	VERNON	RIO GR. MH	KERRVILLE	AUSTIN	RUSK	SAN ANTONIO	TERRELL	WICHITA FALLS	TRIMS	BIG SPRING
SCHIZOPHRENIA	6877	169	308	44	1800	978	1051	1121	604	224	578
OTHER FUNCTIONAL PSYCHOSES	1307	32	38	17	250	173	241	141	217	117	161
PSYCHOTIC O.B.S.	751	58	21	24	85	114	75	179	71	56	68
NON-PSYCHOTIC O.B.S.	570	9	23	28	163	85	140	28	47	3	44
NEUROSES	1181	31	45	17	158	151	170	272	59	136	142
ALCOHOLISM	5274	310	143	106	991	757	1001	567	700	18	681
DRUG ABUSE	1539	434	66	17	256	152	274	124	27	100	89
PERS. TRANS, BEHAV. ETC.	1521	54	62	16	241	303	321	171	195	39	119
MENTAL RETARDATION	243	1	23	5	43	29	91	22	22	3	4
NONE	186	6	8	3	35	103	25	0	1	0	5
NOT REPORTED	303	16	7	6	31	70	138	1	6	8	20
TOTAL	19832	1120	744	283	4053	2915	3527	2626	1949	704	1911

DIRECT ADMISSIONS  
TEXAS STATE MENTAL HOSPITALS  
DURING THE PERIOD FROM  
09/01/78 TO 08/31/79

## PRIMARY DIAGNOSIS OF ALCOHOLISM AND DRUG ABUSE BY FACILITY

	TOTAL	VERNON	RIO GR. MH	KERRVILLE	AUSTIN	RUSK	SAN ANTONID	TERRELL	WICHITA FALLS	TRIMS	BIG SPRING
ALCOHOLISM EPISODIC EXCESSIVE DRINKING	150	51	1	5	6	27	2	1	1	1	55
HABITUAL EXCESSIVE DRINKING	351	44	4	30	14	186	27	14	4	5	23
ALCOHOL ADDICTION	4008	172	111	51	934	361	933	503	356	0	587
ALCOHOLIC PSYCHOSIS	572	3	23	20	34	72	18	47	338	6	11
NON-PSYCHOTIC D.B.S. WITH ALCOHOL	63	0	1	0	3	32	21	1	1	0	4
OTHER, UNSPECIFIED	130	40	3	0	0	79	0	1	0	6	1
TOTAL	5274	310	143	106	991	757	1001	567	700	18	681
PERCENT OF DIRECT ADMISSIONS	26.59	27.68	19.22	37.46	24.45	25.97	28.38	21.59	35.92	2.56	35.64
DRUG DEPENDENCE HARD NARCOTICS	335	7	33	2	22	16	150	13	2	68	22
BARBITURATES, MINOR TRANQUILIZERS, ETC.	77	11	10	2	15	6	14	7	0	2	10
AMPHETAMINES AND OTHER STIMULANTS	98	7	4	2	37	10	17	8	0	4	9
HALLUCINOGENS	40	2	8	0	2	4	16	2	0	5	1
HASHISH, MARIJUANA	59	38	3	0	4	3	1	2	0	1	7
PSYCHOTIC D.B.S. WITH DRUG INTOX	165	3	0	1	52	55	17	26	3	2	6
NON-PSYCHOTIC D.B.S. WITH DRUG INTOX	25	0	2	1	11	6	1	4	0	0	0
OTHER, UNSPECIFIED	740	366	6	9	113	52	58	62	22	18	34
TOTAL	1539	434	66	17	256	152	274	124	27	100	89
PERCENT OF DIRECT ADMISSIONS	7.76	38.75	8.87	6.01	6.32	5.21	7.77	4.72	1.39	14.20	4.66

DIRECT ADMISSIONS  
TEXAS STATE MENTAL HOSPITALS  
DURING THE PERIOD FROM  
09/01/78 TO 08/31/79

PHYSICAL DIAGNOSIS BY FACILITY

PHYSICAL DIAGNOSIS (ICDA)	TOTAL	VERNON	RIO GR.	MM KERRVILLE	AUSTIN	RUSK	SAN ANTONIO	TERRELL	WICHITA FALLS	TRIMS	BIG SPRING
INFECTIVE, PARASITIC	241	22	14	2	19	55	52	28	15	16	18
MALIGNANT NEOPLASMS	22	2	0	2	2	2	8	2	0	0	4
OTHER NEOPLASMS	80	12	2	1	2	14	12	14	4	10	9
ENDOCRINE, METABOLIC	2014	35	68	34	354	238	469	226	286	132	172
BLOOD, BLOOD FORMING ORG	33	4	0	0	7	8	5	1	0	5	3
NERVOUS SYSTEM	1207	78	56	24	194	183	197	149	113	55	158
CIRCULATORY	1703	84	31	37	445	296	171	203	258	92	86
RESPIRATORY	764	64	13	13	262	115	98	56	26	20	97
DIGESTIVE	672	42	22	15	64	154	164	55	9	32	115
GENITOURINARY	337	26	7	6	68	94	45	11	3	38	39
SKIN, SUBCUTANEOUS	659	61	24	4	54	138	90	65	66	25	132
MUSCULOSKELETAL	417	29	11	3	47	68	108	43	57	4	47
CONGENITAL ANOMALY	121	12	0	4	6	32	30	9	6	5	17
OTHER	800	32	18	25	215	129	114	93	71	29	74
ILL DEFINED, NONE	9522	611	463	102	1697	1328	1545	1658	1016	178	924
NOT REPORTED	1240	6	15	11	617	61	419	13	19	63	16
TOTAL	19832	1120	744	283	4053	2915	3527	2626	1949	704	1911

DIRECT ADMISSIONS  
TEXAS STATE MENTAL HOSPITALS  
DURING THE PERIOD FROM  
09/01/78 TO 08/31/79

SENSORY AND MOBILITY IMPAIRMENT BY FACILITY

VISUAL IMPAIRMENT	TOTAL	VERNON	RIO		AUSTIN	RUSK	SAN ANTONIO	TERRELL	WICHITA FALLS	TRIMS	BIG SPRING
			GR.	MM							
MILD	2676	77	43	63	1163	210	2	472	33	88	525
MODERATE	518	54	5	25	56	44	2	188	26	23	95
SEVERE	113	9	2	3	19	8	0	49	3	8	12
TOTAL IMPAIRED	3307	140	50	91	1238	262	4	709	62	119	632
PERCENT OF DIRECT ADMISSIONS	16.68	12.50	6.72	32.16	30.55	8.99	0.11	27.00	3.18	16.90	33.07
HEARING IMPAIRMENT											
MILD	2660	71	34	64	1164	209	3	470	34	89	522
MODERATE	504	53	5	26	57	45	0	171	27	24	96
SEVERE	114	10	3	3	20	8	0	49	1	9	11
TOTAL IMPAIRED	3278	134	42	93	1241	262	3	690	62	122	629
PERCENT OF DIRECT ADMISSIONS	16.53	11.96	5.65	32.86	30.62	8.99	0.09	26.28	3.18	17.33	32.91
MOBILITY IMPAIRMENT											
MILD	826	16	42	43	207	90	1	116	65	74	172
MODERATE	201	16	7	21	26	19	1	38	34	14	25
SEVERE	69	7	1	12	12	5	0	9	11	8	4
BEDFAST	17	4	0	3	4	0	0	1	0	0	5
TOTAL IMPAIRED	1113	43	50	79	249	114	2	164	110	96	206
PERCENT OF DIRECT ADMISSIONS	5.61	3.84	6.72	27.92	6.14	3.91	0.06	6.25	5.64	13.64	10.78

DIRECT ADMISSIONS  
TEXAS STATE MENTAL HOSPITALS  
DURING THE PERIOD FROM  
09/01/78 TO 08/31/79

MULTIPLE SENSORY IMPAIRMENT BY FACILITY

DEGREE OF IMPAIRMENT		TOTAL	VERNON	RIO GR. MH	KERRVILLE	AUSTIN	RUSK	SAN ANTONIO	TERRELL	WICHITA FALLS	TRIMS	BIG SPRINGS
VISION	HEARING											
MILD	MILD	220	3	6	12	43	28	1	55	2	23	47
MILD	MODERATE	64	0	3	7	17	6	0	7	1	14	9
MILD	SEVERE	19	0	0	1	8	1	0	5	0	1	3
MODERATE	MILD	59	1	0	5	4	8	0	23	2	5	11
MODERATE	MODERATE	32	1	1	3	2	3	0	10	1	3	8
MODERATE	SEVERE	10	2	0	1	0	1	0	2	0	4	0
SEVERE	MILD	13	0	0	0	2	1	0	7	0	1	2
SEVERE	MODERATE	10	0	1	1	0	4	0	2	0	1	1
SEVERE	SEVERE	6	1	0	1	1	1	0	2	0	0	0
TOTAL		433	8	11	31	77	53	1	113	6	52	81
PERCENT OF DIRECT ADMISSIONS		2.18	0.71	1.48	10.95	1.90	1.82	0.03	4.30	0.31	7.39	4.24

DIRECT ADMISSIONS  
TEXAS STATE MENTAL HOSPITALS  
DURING THE PERIOD FROM  
09/01/78 TO 08/31/79

## SOURCE OF REFERRAL BY FACILITY

REFERRED FROM	TOTAL	VERNON	RIO GR.	MH KERRVILLE	AUSTIN	RUSK	SAN ANTONIO	TERRELL	WICHITA FALLS	TRIMS	BIG SPRING
SELF, FAMILY, FRIEND HOSPITAL	5669	174	0	25	1250	503	1354	531	924	0	908
OUTREACH COMMUNITY	1519	0	631	89	46	61	15	27	20	579	51
MHMR CENTER INDEPENDENT LIVING	1687	0	113	0	1196	21	178	4	31	114	30
HALFWAY HOUSE	0	0	0	0	0	0	0	0	0	0	0
SHELTERED WORKSHOP	49	0	0	0	2	0	1	0	43	0	3
FOSTER HOME	1	0	0	0	0	1	0	0	0	0	0
STATE/COUNTY/ SOCIAL AGENCY	1	0	0	0	0	0	0	0	0	0	1
MH PROFESSIONAL/NON- PSYCH. PHYSICIAN	269	3	0	0	28	22	84	0	95	0	37
NURSING HOME	655	0	0	5	24	4	2	614	5	0	1
TDMMR INST	27	1	0	10	9	1	2	0	0	0	4
OTHER MHMR INST/ MEDICAL FACILITY	42	1	0	0	5	8	2	1	3	11	11
COURT, LAW ENF. AGENCY	386	1	0	21	195	5	17	9	14	0	124
OTHER CONTACT SOURCE	9311	939	0	133	1292	2281	1806	1440	807	0	613
	210	1	0	0	6	5	66	0	7	0	125
NO REFERRAL	1	0	0	0	0	0	0	0	0	0	1
NOT REPORTED	5	0	0	0	0	3	0	0	0	0	2
TOTAL	19832	1120	744	283	4053	2915	3527	2626	1949	704	1911

DIRECT ADMISSIONS  
TEXAS STATE MENTAL HOSPITALS  
DURING THE PERIOD FROM  
09/01/78 TO 08/31/79

## COUNTY OF RESIDENCE BY TYPE OF COMMITMENT

COUNTY OF RESIDENCE	TOTAL NUMBER	VOLUNTARY		INVOLUNTARY	
		NUMBER	PERCENT	NUMBER	PERCENT
ANDERSON	109	24	22.02	85	77.98
ANDREWS	30	10	33.33	20	66.67
ANGELINA	148	14	9.46	134	90.54
ARANSAS	31	7	22.58	24	77.42
ARCHER	23	10	43.48	13	56.52
ARMSTRONG	3	2	66.67	1	33.33
ATASCOSA	48	23	47.92	25	52.08
AUSTIN	25	9	36.00	16	64.00
BAILEY	12	2	16.67	10	83.33
BANDERA	18	9	50.00	9	50.00
BASTROP	56	30	53.57	26	46.43
BAYLOR	20	7	35.00	13	65.00
BEE	57	20	35.09	37	64.91
BELL	193	112	58.03	81	41.97
BEXAR	2000	792	39.60	1208	60.40
BLANCO	11	6	54.55	5	45.45
BORDEN	0	0	0.00	0	0.00
BOSQUE	4	1	25.00	3	75.00
BOWIE	55	21	38.18	34	61.82
BRAZORIA	96	28	29.17	68	70.83
BRAZOS	70	32	45.71	38	54.29
BREWSTER	17	11	64.71	6	35.29
BRISCOE	5	1	20.00	4	80.00
BROOKS	9	2	22.22	7	77.78
BROWN	63	36	57.14	27	42.86
BURLESON	21	15	71.43	6	28.57
BURNET	30	15	50.00	15	50.00
CALDWELL	34	22	64.71	12	35.29
CALHOUN	30	10	33.33	20	66.67
CALLAHAN	15	7	46.67	8	53.33
CAMERON	369	160	43.36	209	56.64
CAMP	13	3	23.08	10	76.92
CARSON	11	2	18.18	9	81.82
CASS	33	7	21.21	26	78.79
CASTRO	14	0	0.00	14	100.00
CHAMBERS	11	1	9.09	10	90.91
CHEROKEE	133	31	23.31	102	76.69



DIRECT ADMISSIONS  
TEXAS STATE MENTAL HOSPITALS  
DURING THE PERIOD FROM  
09/01/78 TO 08/31/79

COUNTY OF RESIDENCE BY TYPE OF COMMITMENT

COUNTY OF RESIDENCE	TOTAL NUMBER	VOLUNTARY		INVOLUNTARY	
		NUMBER	PERCENT	NUMBER	PERCENT
CHILDRESS	21	9	42.86	12	57.14
CLAY	22	9	40.91	13	59.09
COCHRAN	3	0	0.00	3	100.00
COKE	5	3	60.00	2	40.00
COLEMAN	14	7	50.00	7	50.00
COLLIN	131	67	51.15	64	48.85
COLLINGSWORTH	12	2	16.67	10	83.33
COLORADO	51	16	31.37	35	68.63
COMAL	44	28	63.64	16	36.36
COMANCHE	14	9	64.29	5	35.71
CONCHO	5	2	40.00	3	60.00
COOKE	59	23	38.98	36	61.02
CORYELL	29	18	62.07	11	37.93
COTTLE	10	8	80.00	2	20.00
CRANE	3	2	66.67	1	33.33
CROCKETT	8	7	87.50	1	12.50
CROSBY	3	2	66.67	1	33.33
CULBERSON	9	8	88.89	1	11.11
DALLAM	11	3	27.27	8	72.73
DALLAS	1822	891	48.90	931	51.10
DAWSON	27	21	77.78	6	22.22
DEAF SMITH	14	4	28.57	10	71.43
DELTA	13	5	38.46	8	61.54
DENTON	175	95	54.29	80	45.71
DEWITT	41	13	31.71	28	68.29
DICKENS	7	3	42.86	4	57.14
DIMMIT	24	16	66.67	8	33.33
DONLEY	13	4	30.77	9	69.23
DUVAL	16	6	37.50	10	62.50
EASTLAND	26	10	38.46	16	61.54
ECTOR	97	49	50.52	48	49.48
EDWARDS	2	0	0.00	2	100.00
ELLIS	74	42	56.76	32	43.24
EL PASO	162	47	29.01	115	70.99
ERATH	28	15	53.57	13	46.43
FALLS	21	10	47.62	11	52.38
FANNIN	46	15	32.61	31	67.39

DIRECT ADMISSIONS  
TEXAS STATE MENTAL HOSPITALS  
DURING THE PERIOD FROM  
09/01/78 TO 08/31/79

COUNTY OF RESIDENCE BY TYPE OF COMMITMENT

COUNTY OF RESIDENCE	TOTAL NUMBER	VOLUNTARY		INVOLUNTARY	
		NUMBER	PERCENT	NUMBER	PERCENT
FAYETTE	23	15	65.22	8	34.78
FISHER	14	10	71.43	4	28.57
FLOYD	7	3	42.86	4	57.14
FORD	7	0	0.00	7	100.00
FORT BEND	71	37	52.11	34	47.89
FRANKLIN	20	7	35.00	13	65.00
FREESTONE	27	2	7.41	25	92.59
FRIO	22	9	40.91	13	59.09
GAINES	20	12	60.00	8	40.00
GALVESTON	73	37	50.68	36	49.32
GARZA	20	9	45.00	11	55.00
GILLESPIE	28	11	39.29	17	60.71
GLASSCOCK	1	1	100.00	0	0.00
GOLIAD	5	2	40.00	3	60.00
GONZALES	48	21	43.75	27	56.25
GRAY	46	8	17.39	38	82.61
GRAYSON	147	65	44.22	82	55.78
GREGG	185	33	17.84	152	82.16
GRIMES	18	3	16.67	15	83.33
GUADALUPE	67	35	52.24	32	47.76
HALE	49	6	12.24	43	87.76
HALL	22	7	31.82	15	68.18
HAMILTON	12	5	41.67	7	58.33
HANSFORD	8	3	37.50	5	62.50
HARDMAN	14	8	57.14	6	42.86
HARDIN	66	8	12.12	58	87.88
HARRIS	2164	883	40.80	1281	59.20
HARRISON	47	11	23.40	36	76.60
HARTLEY	0	0	0.00	0	0.00
HASKELL	16	8	50.00	8	50.00
HAYS	72	46	63.89	26	36.11
HEMPHILL	4	1	25.00	3	75.00
HENDERSON	98	11	11.22	87	88.78
HIDALGO	126	60	47.62	66	52.38
HILL	14	5	35.71	9	64.29
HUCKLEY	20	10	50.00	10	50.00
HOOD	11	2	18.18	9	81.82

DIRECT ADMISSIONS  
TEXAS STATE MENTAL HOSPITALS  
DURING THE PERIOD FROM  
09/01/78 TO 08/31/79

COUNTY OF RESIDENCE BY TYPE OF COMMITMENT

COUNTY OF RESIDENCE	TOTAL NUMBER	VOLUNTARY		INVOLUNTARY	
		NUMBER	PERCENT	NUMBER	PERCENT
HOPKINS	52	16	30.77	36	69.23
HOUSTON	43	5	11.63	38	88.37
HOWARD	279	184	65.95	95	34.05
HUDSPETH	4	3	75.00	1	25.00
HUNT	118	61	51.69	57	48.31
HUTCHINSON	31	7	22.58	24	77.42
IRION	7	6	85.71	1	14.29
JACK	13	6	46.15	7	53.85
JACKSON	17	2	11.76	15	88.24
JASPER	43	5	11.63	38	88.37
JEFF DAVIS	2	1	50.00	1	50.00
JEFFERSON	379	29	7.65	350	92.35
JIM HOGG	8	3	37.50	5	62.50
JIM WELLS	52	27	51.92	25	48.08
JOHNSON	37	23	62.16	14	37.84
JONES	41	24	58.54	17	41.46
KARNES	24	12	50.00	12	50.00
KAUFMAN	134	68	50.75	66	49.25
KENDALL	7	3	42.86	4	57.14
KENEDY	1	0	0.00	1	100.00
KENT	2	1	50.00	1	50.00
KERR	115	52	45.22	63	54.78
KIMBLE	14	7	50.00	7	50.00
KING	1	0	0.00	1	100.00
KINNEY	5	1	20.00	4	80.00
KLEBERG	51	23	45.10	28	54.90
KNOX	22	8	36.36	14	63.64
LAMAR	79	29	36.71	50	63.29
LAMB	20	3	15.00	17	85.00
LAMPASAS	37	16	43.24	21	56.76
LASALLE	12	7	58.33	5	41.67
LAVACA	20	6	30.00	14	70.00
LEE	18	8	44.44	10	55.56
LEON	25	6	24.00	19	76.00
LIBERTY	57	11	19.30	46	80.70
LIMESTONE	27	11	40.74	16	59.26
LIPSCOMB	6	0	0.00	6	100.00

DIRECT ADMISSIONS  
TEXAS STATE MENTAL HOSPITALS  
DURING THE PERIOD FROM  
09/01/78 TO 08/31/79

COUNTY OF RESIDENCE BY TYPE OF COMMITMENT

COUNTY OF RESIDENCE	TOTAL NUMBER	VOLUNTARY		INVOLUNTARY	
		NUMBER	PERCENT	NUMBER	PERCENT
LIVE OAK	12	7	58.33	5	41.67
LLANO	16	7	43.75	9	56.25
LOVING	0	0	0.00	0	0.00
LUBBOCK	306	132	43.14	174	56.86
LYNN	8	4	50.00	4	50.00
MCCULLOCH	19	4	21.05	15	78.95
MCLENNAN	165	67	40.61	98	59.39
MC MULLEN	0	0	0.00	0	0.00
MADISON	11	1	9.09	10	90.91
MARION	17	3	17.65	14	82.35
MARTIN	13	8	61.54	5	38.46
MASON	24	5	20.83	19	79.17
MATAGORDA	68	18	26.47	50	73.53
MAVERICK	34	21	61.76	13	38.24
MEDINA	41	12	29.27	29	70.73
MENARD	11	2	18.18	9	81.82
MIDLAND	98	43	43.88	55	56.12
MILAM	59	27	45.76	32	54.24
MILLS	2	2	100.00	0	0.00
MITCHELL	25	19	76.00	6	24.00
MONTAGUE	41	26	63.41	15	36.59
MONTGOMERY	125	19	15.20	106	84.80
MOORE	18	5	27.78	13	72.22
MORRIS	30	10	33.33	20	66.67
MOTLEY	1	0	0.00	1	100.00
NACOGDOCHES	86	15	17.44	71	82.56
NAVARRO	65	25	38.46	40	61.54
NEWTON	36	4	11.11	32	88.89
NOLAN	36	20	55.56	16	44.44
NUECES	217	42	19.35	175	80.65
OCHILTREE	27	3	11.11	24	88.89
OLDHAM	1	0	0.00	1	100.00
ORANGE	75	15	20.00	60	80.00
PALO PINTO	76	52	68.42	24	31.58
PANOLA	30	4	13.33	26	86.67
PARKER	25	15	60.00	10	40.00
PARMER	2	0	0.00	2	100.00

DIRECT ADMISSIONS  
TEXAS STATE MENTAL HOSPITALS  
DURING THE PERIOD FROM  
09/01/78 TO 08/31/79

COUNTY OF RESIDENCE BY TYPE OF COMMITMENT

COUNTY OF RESIDENCE	TOTAL NUMBER	VOLUNTARY		INVOLUNTARY	
		NUMBER	PERCENT	NUMBER	PERCENT
PECOS	17	10	58.82	7	41.18
POLK	64	3	4.69	61	95.31
POTTER	140	24	17.14	116	82.86
PRESIDIO	7	4	57.14	3	42.86
RAINS	11	6	54.55	5	45.45
RANDALL	34	5	14.71	29	85.29
REAGAN	11	9	81.82	2	18.18
REAL	10	5	50.00	5	50.00
RED RIVER	18	5	27.78	13	72.22
REEVES	44	25	56.82	19	43.18
REFUGIO	12	4	33.33	8	66.67
ROBERTS	1	0	0.00	1	100.00
ROBERTSON	15	9	60.00	6	40.00
ROCKWALL	14	9	64.29	5	35.71
RUNNELS	16	12	75.00	4	25.00
RUSK	106	12	11.32	94	88.68
SABINE	15	1	6.67	14	93.33
SAN AUGUSTINE	37	6	16.22	31	83.78
SAN JACINTO	26	4	15.38	22	84.62
SAN PATRICIO	108	14	12.96	94	87.04
SAN SABA	6	3	50.00	3	50.00
SCHLEICHER	3	2	66.67	1	33.33
SCURRY	59	31	52.54	28	47.46
SHACKELFORD	6	2	33.33	4	66.67
SHELBY	61	11	18.03	50	81.97
SHERMAN	1	1	100.00	0	0.00
SMITH	221	43	19.46	178	80.54
SOMERVELL	3	3	100.00	0	0.00
STARR	33	17	51.52	16	48.48
STEPHENS	20	15	75.00	5	25.00
STERLING	2	2	100.00	0	0.00
STONEWALL	4	1	25.00	3	75.00
SUTTON	11	2	18.18	9	81.82
SWISHER	19	1	5.26	18	94.74
TARRANT	543	337	62.06	206	37.94
TAYLOR	243	157	64.61	86	35.39
TERRELL	2	2	100.00	0	0.00

DIRECT ADMISSIONS  
TEXAS STATE MENTAL HOSPITALS  
DURING THE PERIOD FROM  
09/01/78 TO 08/31/79

COUNTY OF RESIDENCE BY TYPE OF COMMITMENT

COUNTY OF RESIDENCE	TOTAL NUMBER	VOLUNTARY		INVOLUNTARY	
		NUMBER	PERCENT	NUMBER	PERCENT
TERRY	40	32	80.00	8	20.00
THROCKMORTON	6	0	0.00	6	100.00
TITUS	39	9	23.08	30	76.92
TOM GREEN	199	92	46.23	107	53.77
TRAVIS	1235	624	50.53	611	49.47
TRINITY	30	3	10.00	27	90.00
TYLER	15	0	0.00	15	100.00
UPSHUR	39	18	46.15	21	53.85
UPTON	9	3	33.33	6	66.67
UVALDE	27	18	66.67	9	33.33
VAL VERDE	47	17	36.17	30	63.83
VAN ZANDT	83	41	49.40	42	50.60
VICTORIA	79	30	37.97	49	62.03
WALKER	57	8	14.04	49	85.96
WALLER	19	11	57.89	8	42.11
WARD	55	30	54.55	25	45.45
WASHINGTON	30	19	63.33	11	36.67
WEBB	131	43	32.82	88	67.18
WHARTON	60	12	20.00	48	80.00
WHEELER	9	4	44.44	5	55.56
WICHITA	530	364	68.68	166	31.32
WILBARGER	80	36	45.00	44	55.00
WILLACY	18	7	38.89	11	61.11
WILLIAMSON	104	62	59.62	42	40.38
WILSON	34	19	55.88	15	44.12
WINKLER	28	21	75.00	7	25.00
WISE	45	28	62.22	17	37.78
WOOD	66	32	48.48	34	51.52
YOAKUM	21	14	66.67	7	33.33
YOUNG	66	18	27.27	48	72.73
ZAPATA	8	5	62.50	3	37.50
ZAVALA	16	6	37.50	10	62.50
TEXAS COUNTY UNKNOWN	154	63	40.91	91	59.09
OUT OF STATE	416	121	29.09	295	70.91
NOT REPORTED	0	0	0.00	0	0.00
TOTAL	19832	8263	41.66	11569	58.34

DIRECT ADMISSIONS  
TEXAS STATE MENTAL HOSPITALS  
DURING THE PERIOD FROM  
09/01/78 TO 08/31/79

COUNTY OF RESIDENCE BY FACILITY

COUNTY OF RESIDENCE	TOTAL	VERNON	RIO GR.	MH KERRVILLE	AUSTIN	RUSK	SAN ANTONIO	TERRELL	WICHITA FALLS	TRIMS	BIG SPRING
ANDERSON	109	1	0	0	2	106	0	0	0	0	0
ANDREWS	30	0	4	0	0	0	0	0	1	0	25
ANGELINA	148	2	0	0	1	144	0	0	1	0	0
ARANSAS	31	1	0	0	1	0	29	0	0	0	0
ARCHER	23	0	0	0	0	0	0	0	23	0	0
ARMSTRONG	3	0	3	0	0	0	0	0	0	0	0
ATASCOSA	48	1	0	0	0	1	46	0	0	0	0
AUSTIN	25	0	0	0	24	1	0	0	0	0	0
BAILEY	12	12	0	0	0	0	0	0	0	0	0
BANDERA	18	0	0	16	0	0	2	0	0	0	0
BASTROP	56	0	0	0	55	1	0	0	0	0	0
BAYLOR	20	19	0	0	0	0	0	0	1	0	0
BEE	57	1	0	1	0	0	55	0	0	0	0
BELL	193	46	0	0	132	14	0	1	0	0	0
BEXAR	2000	2	0	4	24	36	1931	1	0	1	1
BLANCO	11	0	0	0	10	1	0	0	0	0	0
BORDEN	0	0	0	0	0	0	0	0	0	0	0
BOSQUE	4	0	0	0	4	0	0	0	0	0	0
BOWIE	55	0	0	0	0	5	1	48	1	0	0
BRAZORIA	96	0	0	0	91	1	2	0	0	2	0
BRAZOS	70	2	0	0	64	4	0	0	0	0	0
BREWSTER	17	3	0	0	0	0	0	0	0	0	14
BRISCOE	5	5	0	0	0	0	0	0	0	0	0
BROOKS	9	0	8	0	0	0	1	0	0	0	0
BROWN	63	3	0	0	5	2	1	0	52	0	0
BURLESON	21	3	0	0	16	2	0	0	0	0	0
BURNET	30	0	0	0	30	0	0	0	0	0	0
CALDWELL	34	0	0	1	31	0	2	0	0	0	0
CALHOUN	30	0	0	0	1	1	28	0	0	0	0
CALLAHAN	15	1	0	0	0	0	0	0	10	0	4
CAMERON	369	0	342	0	0	5	22	0	0	0	0
CAMP	13	1	0	0	0	0	0	12	0	0	0
CARSON	11	11	0	0	0	0	0	0	0	0	0
CASS	33	0	0	0	0	0	0	32	0	1	0
CASTRO	14	12	0	0	0	0	0	0	1	0	1
CHAMBERS	11	0	0	0	0	11	0	0	0	0	0
CHEROKEE	133	0	0	0	1	132	0	0	0	0	0

DIRECT ADMISSIONS  
TEXAS STATE MENTAL HOSPITALS  
DURING THE PERIOD FROM  
09/01/78 TO 08/31/79

COUNTY OF RESIDENCE BY FACILITY

COUNTY OF RESIDENCE	TOTAL	VERNON	RIO GR.	MH KERRVILLE	AUSTIN	RUSK	SAN ANTONIO	TERRELL	WICHITA FALLS	TRIMS	BIG SPRING
CHILDRESS	21	19	0	0	1	0	0	0	1	0	0
CLAY	22	0	0	0	0	1	0	0	21	0	0
COCHRAN	3	0	0	0	0	0	0	0	0	0	3
COKE	5	0	0	0	1	0	0	0	0	0	4
COLEMAN	14	0	0	0	0	0	0	0	14	0	0
COLLIN	131	9	0	0	0	2	0	3	117	0	0
COLLINGSWORTH	12	10	0	0	0	0	0	0	2	0	0
COLORADO	51	0	0	0	1	0	50	0	0	0	0
CONAL	44	0	0	2	2	1	39	0	0	0	0
COMANCHE	14	3	0	0	0	0	0	0	11	0	0
CONCHO	5	0	0	0	0	0	0	0	0	0	5
COOKE	59	3	0	0	1	3	0	0	52	0	0
CORYELL	29	0	0	0	27	2	0	0	0	0	0
COTTLE	10	10	0	0	0	0	0	0	0	0	0
CRANE	3	0	0	0	0	0	0	0	0	0	3
CROCKETT	8	0	0	1	0	0	0	0	0	0	7
CROSBY	3	0	0	0	0	0	0	0	0	0	3
CULBERSON	9	0	0	0	0	0	0	0	0	0	9
DALLAM	11	10	0	0	0	0	0	0	1	0	0
DALLAS	1822	87	1	0	18	103	3	1601	6	0	3
DAWSON	27	2	0	0	0	0	0	0	0	0	25
DEAF SMITH	14	11	0	1	0	0	0	0	2	0	0
DELTA	13	0	0	0	0	0	0	13	0	0	0
DENTON	175	9	0	0	0	2	1	3	160	0	0
DEWITT	41	0	0	0	0	1	40	0	0	0	0
DICKENS	7	7	0	0	0	0	0	0	0	0	0
DIMMIT	24	0	0	0	0	0	24	0	0	0	0
DONLEY	13	13	0	0	0	0	0	0	0	0	0
DUVAL	16	0	9	0	0	0	7	0	0	0	0
EASTLAND	26	0	0	0	0	0	0	1	25	0	0
ECTOR	97	4	0	0	2	5	0	0	0	0	86
EDWARDS	2	0	0	2	0	0	0	0	0	0	0
ELLIS	74	1	0	0	2	1	0	70	0	0	0
EL PASO	162	0	0	0	6	17	2	0	1	0	136
ERATH	28	0	0	0	0	0	0	0	28	0	0
FALLS	21	0	0	0	19	2	0	0	0	0	0
FANNIN	46	2	0	0	1	0	0	42	1	0	0



DIRECT ADMISSIONS  
TEXAS STATE MENTAL HOSPITALS  
DURING THE PERIOD FROM  
09/01/78 TO 08/31/79

COUNTY OF RESIDENCE BY FACILITY

COUNTY OF RESIDENCE	TOTAL	VERNON	RIO GR.	MH KERRVILLE	AUSTIN	RUSK	SAN ANTONIO	TERRELL	WICHITA FALLS	TRIMS	BIG SPRING
FAYETTE	23	0	0	0	20	0	3	0	0	0	0
FISHER	14	1	0	0	0	0	0	0	0	0	13
FLOYD	7	7	0	0	0	0	0	0	0	0	0
FOARD	7	7	0	0	0	0	0	0	0	0	0
FORT BEND	71	1	0	0	51	3	3	0	0	13	0
FRANKLIN	20	0	0	0	0	1	0	19	0	0	0
FREESTONE	27	0	0	0	1	26	0	0	0	0	0
FRIO	22	2	0	0	0	0	20	0	0	0	0
GAINES	20	0	0	0	1	0	0	0	0	0	19
GALVESTON	73	1	0	1	59	7	3	0	0	2	0
GARZA	20	1	0	0	2	0	0	0	0	0	17
GILLESPIE	28	0	0	27	0	0	1	0	0	0	0
GLASSCOCK	1	0	0	0	0	0	0	0	0	0	1
GOLIAD	5	0	0	0	0	0	5	0	0	0	0
GONZALES	48	0	0	1	2	0	45	0	0	0	0
GRAY	46	43	0	0	0	0	0	0	3	0	0
GRAYSON	147	5	0	0	2	2	1	2	135	0	0
GREGG	185	5	0	0	1	176	0	3	0	0	0
GRIMES	18	0	0	0	16	2	0	0	0	0	0
GUADALUPE	67	0	0	0	4	0	62	0	1	0	0
HALE	49	41	0	0	0	1	0	0	3	0	4
HALL	22	22	0	0	0	0	0	0	0	0	0
HAMILTON	12	2	0	0	10	0	0	0	0	0	0
HANSFORD	8	8	0	0	0	0	0	0	0	0	0
HARDEMAN	14	13	0	0	0	0	1	0	0	0	0
HARDIN	66	0	0	0	1	65	0	0	0	0	0
HARRIS	2164	27	1	3	1304	119	39	0	3	667	1
HARRISON	47	1	0	0	1	45	0	0	0	0	0
HARTLEY	0	0	0	0	0	0	0	0	0	0	0
HASKELL	16	16	0	0	0	0	0	0	0	0	0
HAYS	72	2	0	0	65	3	2	0	0	0	0
HEMPHILL	4	4	0	0	0	0	0	0	0	0	0
HENDERSON	98	2	0	0	0	95	0	1	0	0	0
HIDALGO	126	4	113	1	0	4	4	0	0	0	0
HILL	14	0	0	0	13	0	0	0	1	0	0
HOCKLEY	20	0	0	0	0	0	0	0	0	0	20
HOOD	11	0	0	0	0	0	0	0	11	0	0





DIRECT ADMISSIONS  
TEXAS STATE MENTAL HOSPITALS  
DURING THE PERIOD FROM  
09/01/78 TO 08/31/79

COUNTY OF RESIDENCE BY FACILITY

COUNTY OF RESIDENCE	TOTAL	VERNON	RIO GR.		AUSTIN	RUSK	SAN ANTONIO	TERRELL	WICHITA FALLS	TRIMS	BIG SPRING
			MH	KERRVILLE							
PECOS	17	1	0	0	0	1	0	0	1	0	14
POLK	64	0	0	0	0	64	0	0	0	0	0
POTTER	140	130	0	0	1	4	0	0	5	0	0
PRESIDIO	7	2	0	0	0	0	0	0	0	0	5
RAINS	11	0	0	0	0	0	0	11	0	0	0
RANDALL	34	31	0	0	0	0	0	0	2	0	1
REAGAN	11	1	0	0	0	0	0	0	0	0	10
REAL	10	0	0	10	0	0	0	0	0	0	0
RED RIVER	18	0	0	0	0	2	0	16	0	0	0
REEVES	44	0	0	0	0	0	0	0	0	0	44
REFUGIO	12	0	0	0	0	0	12	0	0	0	0
ROBERTS	1	1	0	0	0	0	0	0	0	0	0
ROBERTSON	15	1	0	0	13	1	0	0	0	0	0
ROCKWALL	14	0	0	0	0	0	0	14	0	0	0
RUNNELS	16	0	0	1	0	0	0	0	0	0	15
RUSK	106	1	0	0	0	104	0	0	0	1	0
SABINE	15	0	0	0	0	15	0	0	0	0	0
SAN AUGUSTINE	37	0	0	0	0	37	0	0	0	0	0
SAN JACINTO	26	0	0	0	0	25	0	0	0	1	0
SAN PATRICIO	108	0	0	0	0	0	108	0	0	0	0
SAN SABA	6	0	0	0	6	0	0	0	0	0	0
SCHLEICHER	3	0	0	3	0	0	0	0	0	0	0
SCURRY	59	0	0	0	1	0	0	0	0	0	58
SHACKELFORD	6	1	0	0	1	0	0	0	4	0	0
SHELBY	61	0	0	0	0	61	0	0	0	0	0
SHERMAN	1	1	0	0	0	0	0	0	0	0	0
SMITH	221	2	0	0	1	217	0	1	0	0	0
SOMERVELL	3	0	0	0	1	0	0	0	2	0	0
STARR	33	0	32	0	0	1	0	0	0	0	0
STEPHENS	20	2	0	0	0	1	1	0	15	1	0
STERLING	2	0	0	0	0	0	0	0	0	0	2
STONE WALL	4	4	0	0	0	0	0	0	0	0	0
SUTTON	11	0	0	11	0	0	0	0	0	0	0
SWISHER	19	18	0	0	0	0	0	0	1	0	0
TARRANT	543	14	0	0	12	38	6	3	467	3	0
TAYLOR	243	10	0	1	0	4	3	0	3	0	222
TERRELL	2	0	0	0	0	0	1	0	0	0	1

DIRECT ADMISSIONS  
TEXAS STATE MENTAL HOSPITALS  
DURING THE PERIOD FROM  
09/01/78 TO 08/31/79

COUNTY OF RESIDENCE BY FACILITY

COUNTY OF RESIDENCE	TOTAL	VERNON	RIO GR.	MH KERRVILLE	AUSTIN	RUSK	SAN ANTONIO	TERRELL	WICHITA FALLS	TRIMS	BIG SPRING
TERRY	40	0	0	0	0	0	0	0	0	0	40
THROCKMORTON	6	6	0	0	0	0	0	0	0	0	0
TITUS	39	0	0	0	0	1	0	38	0	0	0
TOM GREEN	199	0	0	1	2	3	1	0	1	0	191
TRAVIS	1235	20	0	2	1161	33	18	1	0	0	0
TRINITY	30	0	0	0	0	29	1	0	0	0	0
TYLER	15	0	0	0	0	15	0	0	0	0	0
UPSHUR	39	2	0	0	0	2	0	35	0	0	0
UPTON	9	0	0	0	0	0	0	0	0	0	9
UVALDE	27	0	0	0	1	1	25	0	0	0	0
VAL VERDE	47	0	0	0	0	0	46	0	1	0	0
VAN ZANDT	83	0	0	0	0	3	0	79	1	0	0
VICTORIA	79	0	0	3	1	1	74	0	0	0	0
WALKER	57	0	0	1	0	54	1	1	0	0	0
WALLER	19	0	0	0	18	0	0	0	0	1	0
WARD	55	1	0	0	1	1	0	0	0	0	52
WASHINGTON	30	3	0	0	24	2	0	1	0	0	0
WEBB	131	0	112	0	3	3	13	0	0	0	0
WHARTON	60	1	0	1	3	0	55	0	0	0	0
WHEELER	9	9	0	0	0	0	0	0	0	0	0
WICHITA	530	7	0	0	3	6	0	1	513	0	0
WILBARGER	80	75	0	0	0	0	0	0	5	0	0
WILLACY	18	0	18	0	0	0	0	0	0	0	0
WILLIAMSON	104	4	0	1	98	1	0	0	0	0	0
WILSON	34	0	0	0	0	0	34	0	0	0	0
WINKLER	28	0	0	0	0	0	0	0	0	0	28
WISE	45	1	0	0	2	0	0	0	42	0	0
WOOD	66	4	0	0	1	3	0	58	0	0	0
YOAKUM	21	0	0	0	0	0	0	0	0	0	21
YOUNG	66	60	0	0	0	2	0	0	4	0	0
ZAPATA	8	0	7	0	0	0	1	0	0	0	0
ZAVALA	16	0	0	0	0	0	16	0	0	0	0
TEXAS COUNTY UNKNOWN	154	0	0	1	108	33	7	4	0	1	0
OUT OF STATE	416	0	3	10	106	58	159	47	33	0	0
NOT REPORTED	0	0	0	0	0	0	0	0	0	0	0
<b>TOTAL</b>	<b>19832</b>	<b>1120</b>	<b>744</b>	<b>283</b>	<b>4053</b>	<b>2915</b>	<b>3527</b>	<b>2626</b>	<b>1949</b>	<b>704</b>	<b>1911</b>

DISCHARGES  
TEXAS STATE MENTAL HOSPITALS  
DURING THE PERIOD FROM  
09/01/78 TO 08/31/79

## SEX AND ETHNICITY BY FACILITY

	TOTAL	VERNON	RIO GR. MH	KERRVILLE	AUSTIN	RUSK	SAN ANTONIO	TERRELL	WICHITA FALLS	TRIMS	BIG SPRING
<b>SEX</b>											
MALE	12598	790	482	166	2518	1986	2370	1517	1278	289	1202
FEMALE	6848	320	266	117	1537	757	1152	1021	626	385	667
TOTAL	19446	1110	748	283	4055	2743	3522	2538	1904	674	1869
<b>ETHNICITY</b>											
WHITE	12868	928	193	249	2598	1885	1743	1821	1650	432	1369
SPANISH SURNAME	2969	114	535	33	371	77	1343	74	51	60	311
BLACK	3509	63	9	1	1073	771	419	628	199	170	176
OTHER	100	5	11	0	13	10	17	15	4	12	13
TOTAL	19446	1110	748	283	4055	2743	3522	2538	1904	674	1869

DISCHARGES  
TEXAS STATE MENTAL HOSPITALS  
DURING THE PERIOD FROM  
09/01/78 TO 08/31/79

## AGE BY FACILITY

AGE	TOTAL	VERNON	RIO GR.	MM KERRVILLE	AUSTIN	RUSK	SAN ANTONIO	TERRELL	WICHITA FALLS	TRIMS	BIG SPRING
1 OR LESS	3	0	0	0	2	1	0	0	0	0	0
2	0	0	0	0	0	0	0	0	0	0	0
3	1	0	0	0	1	0	0	0	0	0	0
4	0	0	0	0	0	0	0	0	0	0	0
5	1	0	0	0	0	1	0	0	0	0	0
6	7	0	0	0	2	1	0	2	2	0	0
7	12	0	0	0	5	2	1	1	3	0	0
8	12	0	0	0	9	0	1	0	2	0	0
9	8	0	1	0	2	1	0	2	2	0	0
10	17	0	1	0	6	1	3	1	5	0	0
11	19	0	2	0	6	1	2	1	7	0	0
12	27	0	2	0	7	2	3	3	10	0	0
13	90	6	4	0	11	10	14	20	17	1	7
14	138	14	7	0	15	13	38	21	18	3	9
15	217	49	4	0	28	20	41	24	34	4	13
16	323	95	8	1	42	33	41	43	27	5	28
17	293	57	5	2	41	44	45	41	22	3	33
18	373	58	13	4	58	54	72	62	22	8	22
19	456	63	17	4	77	70	77	54	32	23	39
20	479	47	20	2	102	55	94	64	39	19	37
21	542	42	19	4	129	65	90	77	38	36	42
22	589	28	29	4	127	86	101	89	43	32	50
23	597	24	21	5	156	91	106	61	57	27	49
24	581	27	23	2	127	87	119	78	42	21	55
25	629	20	28	9	170	78	99	90	54	33	48
26	578	18	26	10	144	68	90	91	46	35	50
27	541	23	33	5	137	72	97	70	40	22	42
28	553	13	22	2	139	88	105	72	53	21	38
29	460	9	17	4	110	65	73	66	52	24	40
30	479	8	26	6	114	71	88	66	39	23	38
31	423	18	23	3	104	65	72	52	33	23	30
32	419	14	23	8	99	51	73	49	44	17	41
33	370	11	14	6	101	54	61	38	35	18	32
34	422	8	16	6	93	63	94	62	32	19	29
35	460	21	15	4	90	74	101	52	51	12	40
36	397	14	15	4	88	52	97	55	37	4	31
37	392	14	25	9	84	49	87	41	38	8	37
38	396	14	11	2	82	68	82	54	36	14	33
39	366	17	17	3	76	43	76	44	33	10	47
40	354	18	14	6	83	55	49	52	23	8	46

DISCHARGES  
TEXAS STATE MENTAL HOSPITALS  
DURING THE PERIOD FROM  
09/01/78 TO 08/31/79

## AGE BY FACILITY

AGE	TOTAL	VERNON	RIO GR.	MH	KERRVILLE	AUSTIN	RUSK	SAN ANTONIO	TERRELL	WICHITA FALLS	TRIMS	BIG SPRING
41	329	15	17	3	59	55	45	45	44	3	43	
42	336	9	9	4	73	62	56	37	47	9	30	
43	312	19	14	7	76	45	47	35	34	9	26	
44	364	22	17	5	81	50	54	56	33	3	43	
45	289	10	12	3	56	46	48	32	35	6	41	
46	317	14	14	6	57	50	66	40	30	7	33	
47	312	18	16	3	52	35	72	43	34	6	33	
48	277	12	6	4	52	41	48	38	38	5	33	
49	301	18	8	5	58	45	45	36	34	7	45	
50	302	17	8	2	70	42	63	27	34	4	35	
51	282	11	12	1	48	36	48	39	44	5	38	
52	302	12	9	3	49	61	46	36	39	9	38	
53	303	8	7	4	64	62	58	43	22	3	32	
54	275	16	8	2	50	35	50	39	34	8	33	
55	240	15	9	8	38	29	51	27	27	4	32	
56	243	10	7	6	37	37	55	29	29	6	27	
57	250	6	7	4	45	48	46	28	37	1	28	
58	205	5	6	3	45	30	39	28	22	4	23	
59	213	11	9	1	35	42	38	18	27	8	24	
60	158	7	6	3	27	23	34	24	15	2	17	
61	169	12	6	2	23	31	29	19	17	3	27	
62	149	8	4	3	37	27	19	23	11	2	15	
63	149	7	5	8	22	16	28	17	13	10	23	
64	154	4	5	4	34	16	28	19	11	4	29	
65	126	5	3	2	26	13	16	11	19	7	24	
66	123	5	2	4	22	9	20	22	14	8	17	
67	98	8	3	5	11	12	15	17	9	6	12	
68	112	12	1	5	23	16	13	16	13	4	9	
69	99	8	3	4	16	11	14	12	17	5	9	
70	70	7	3	1	12	7	15	8	6	6	5	
71	68	4	3	6	10	9	11	7	7	5	6	
72	69	4	1	8	8	11	14	11	5	4	3	
73	57	1	2	3	15	3	13	8	4	4	4	
74	44	3	0	2	6	4	13	6	3	5	2	
75 & OVER	325	17	5	34	51	30	73	44	28	19	24	
TOTAL	19446	1110	748	283	4055	2743	3522	2538	1904	674	1869	



DISCHARGES  
TEXAS STATE MENTAL HOSPITALS  
DURING THE PERIOD FROM  
09/01/78 TO 08/31/79

## TYPE OF COMMITMENT BY FACILITY

TYPE OF COMMITMENT	TOTAL	VERNON	RIO GR. MH	KERRVILLE	AUSTIN	RUSK	SAN ANTONIO	TERRELL	WICHITA FALLS	TRIMS	BIG SPRING
<b>VOLUNTARY</b>											
MENTAL ILLNESS	5514	58	174	80	1166	272	974	923	755	346	766
ALCOHOLISM	2913	119	106	44	708	111	417	398	554	34	422
NARCOTIC	800	323	58	9	126	4	116	66	2	82	14
M.R.	5	2	1	0	2	0	0	0	0	0	0
DIAG & EVAL	165	0	3	2	9	110	21	3	16	0	1
ADMINISTRATIVE	66	0	0	0	0	66	0	0	0	0	0
OTHER	61	0	26	1	6	8	7	11	0	2	0
MR CRISIS INTERVEN.	1	0	0	0	0	1	0	0	0	0	0
<b>TOTAL</b>	<b>9525</b>	<b>502</b>	<b>368</b>	<b>136</b>	<b>2017</b>	<b>572</b>	<b>1535</b>	<b>1401</b>	<b>1327</b>	<b>464</b>	<b>1203</b>
<b>PERCENT</b>	<b>48.98</b>	<b>45.23</b>	<b>49.20</b>	<b>48.06</b>	<b>49.74</b>	<b>20.85</b>	<b>43.58</b>	<b>55.20</b>	<b>69.70</b>	<b>68.84</b>	<b>64.37</b>
<b>INVOLUNTARY</b>											
EMERGENCY	394	2	221	4	63	54	9	19	15	0	7
OPC	1319	68	121	30	464	203	261	78	47	13	34
TEMPORARY	5397	238	33	31	1302	813	1142	908	358	197	375
CRIMINAL COURT	304	1	3	0	6	292	1	0	0	0	1
INDEFINITE	411	24	2	32	44	146	56	36	57	0	14
IMPORTATION	3	0	0	0	1	1	1	0	0	0	0
ALCOHOLIC	1853	187	0	49	137	622	451	89	97	0	221
NARCOTIC	218	87	0	1	20	20	66	7	3	0	14
M.R.	22	1	0	0	1	20	0	0	0	0	0
<b>TOTAL</b>	<b>9921</b>	<b>608</b>	<b>380</b>	<b>147</b>	<b>2038</b>	<b>2171</b>	<b>1987</b>	<b>1137</b>	<b>577</b>	<b>210</b>	<b>666</b>
<b>PERCENT</b>	<b>51.02</b>	<b>54.77</b>	<b>50.80</b>	<b>51.94</b>	<b>50.26</b>	<b>79.15</b>	<b>56.42</b>	<b>44.80</b>	<b>30.30</b>	<b>31.16</b>	<b>35.63</b>
<b>GRAND</b>											
<b>TOTAL</b>	<b>19446</b>	<b>1110</b>	<b>748</b>	<b>283</b>	<b>4055</b>	<b>2743</b>	<b>3522</b>	<b>2538</b>	<b>1904</b>	<b>674</b>	<b>1869</b>
<b>PERCENT</b>	<b>100.00</b>	<b>5.71</b>	<b>3.85</b>	<b>1.46</b>	<b>20.85</b>	<b>14.11</b>	<b>18.11</b>	<b>13.05</b>	<b>9.79</b>	<b>3.47</b>	<b>9.61</b>

DISCHARGES  
TEXAS STATE MENTAL HOSPITALS  
DURING THE PERIOD FROM  
09/01/78 TO 08/31/79

## AGE AND NET LENGTH OF STAY BY FACILITY

AGE GROUP AND LOS	TOTAL	VERNON	RIO GR. MH	KERRVILLE	AUSTIN	RUSK	SAN ANTONIO	TERRELL	WICHITA FALLS	TRIMS	BIG SPRING
<b>CHILDREN (0-12)</b>											
30 DAYS OR LESS	17	0	3	0	4	1	9	0	0	0	0
31 - 90 DAYS	25	0	2	0	14	3	0	1	5	0	0
91 - 365 DAYS	51	0	1	0	15	6	1	6	22	0	0
1 - 5 YEARS	14	0	0	0	7	0	0	3	4	0	0
OVER 5 YEARS	0	0	0	0	0	0	0	0	0	0	0
<b>TOTAL</b>	<b>107</b>	<b>0</b>	<b>6</b>	<b>0</b>	<b>40</b>	<b>10</b>	<b>10</b>	<b>10</b>	<b>31</b>	<b>0</b>	<b>0</b>
<b>ADOLESCENTS (13-17)</b>											
30 DAYS OR LESS	299	21	23	2	48	35	64	35	30	14	27
31 - 90 DAYS	382	58	5	0	44	34	75	57	58	2	49
91 - 365 DAYS	368	141	0	1	42	51	39	51	29	0	14
1 - 5 YEARS	12	1	0	0	3	0	1	6	1	0	0
OVER 5 YEARS	0	0	0	0	0	0	0	0	0	0	0
<b>TOTAL</b>	<b>1061</b>	<b>221</b>	<b>28</b>	<b>3</b>	<b>137</b>	<b>120</b>	<b>179</b>	<b>149</b>	<b>118</b>	<b>16</b>	<b>90</b>
<b>ADULTS (18-64)</b>											
30 DAYS OR LESS	8567	265	583	96	2002	915	1674	876	872	472	812
31 - 90 DAYS	6380	366	92	67	1304	1049	1066	1054	573	108	701
91 - 365 DAYS	1805	170	12	36	309	452	314	246	139	1	126
1 - 5 YEARS	266	10	1	6	57	63	48	28	26	4	23
OVER 5 YEARS	69	4	0	1	6	9	14	13	20	0	2
<b>TOTAL</b>	<b>17087</b>	<b>815</b>	<b>688</b>	<b>206</b>	<b>3678</b>	<b>2488</b>	<b>3116</b>	<b>2217</b>	<b>1630</b>	<b>585</b>	<b>1664</b>
<b>SENIORS (65 &amp; OVER)</b>											
30 DAYS OR LESS	421	17	23	13	87	33	70	41	42	48	47
31 - 90 DAYS	389	31	3	17	53	55	75	51	35	25	44
91 - 365 DAYS	251	15	0	7	43	26	59	57	24	0	20
1 - 5 YEARS	69	5	0	11	13	7	10	10	9	0	4
OVER 5 YEARS	61	6	0	26	4	4	3	3	15	0	0
<b>TOTAL</b>	<b>1191</b>	<b>74</b>	<b>26</b>	<b>74</b>	<b>200</b>	<b>125</b>	<b>217</b>	<b>162</b>	<b>125</b>	<b>73</b>	<b>115</b>
<b>GRAND TOTAL</b>	<b>19446</b>	<b>1110</b>	<b>748</b>	<b>283</b>	<b>4055</b>	<b>2743</b>	<b>3522</b>	<b>2538</b>	<b>1904</b>	<b>674</b>	<b>1869</b>

DISCHARGES  
TEXAS STATE MENTAL HOSPITALS  
DURING THE PERIOD FROM  
09/01/78 TO 08/31/79

## PRIMARY PSYCHIATRIC DIAGNOSIS BY LENGTH OF STAY

DIAGNOSIS	TOTAL	30 DAYS OR LESS	31 - 90 DAYS	91 - 365 DAYS	1 - 5 YEARS	OVER 5 YEARS
SCHIZOPHRENIA	6761	2609	2755	1164	181	52
OTHER FUNCTIONAL PSYCHOSES	1244	588	503	140	11	2
PSYCHOTIC O.B.S.	615	162	202	168	60	23
NON-PSYCHOTIC O.B.S.	597	183	175	166	47	26
NEUROSES	1165	752	337	73	3	0
ALCOHOLISM	5310	2844	2315	143	7	1
DRUG ABUSE	1523	823	381	317	2	0
PERS. TRANS, BEHAV. ETC.	1552	916	404	217	15	0
MENTAL RETARDATION	322	129	75	58	34	26
NONE	161	134	18	8	1	0
NOT REPORTED	196	164	11	21	0	0
TOTAL	19446	9304	7176	2475	361	130

DISCHARGES  
TEXAS STATE MENTAL HOSPITALS  
DURING THE PERIOD FROM  
09/01/78 TO 08/31/79

## PRIMARY PSYCHIATRIC DIAGNOSIS BY FACILITY

DIAGNOSIS	TOTAL	VERNON	RIO GR. MH	KERRVILLE	AUSTIN	RUSK	SAN ANTONIO	TERRELL	WICHITA FALLS	TRIMS	BIG SPRING
SCHIZOPHRENIA	6761	160	308	52	1792	928	1088	1078	569	238	548
OTHER FUNCTIONAL PSYCHOSES	1244	38	42	14	239	152	264	124	125	78	168
PSYCHOTIC O.B.S.	615	41	20	30	97	76	56	135	56	62	42
NON-PSYCHOTIC O.B.S.	597	11	21	15	193	78	126	38	60	2	53
NEUROSES	1165	36	44	18	152	142	165	232	107	134	135
ALCOHOLISM	5310	335	144	106	966	761	1014	583	711	14	676
DRUG ABUSE	1523	420	65	18	252	148	266	126	39	94	95
PERS. TRANS, BEHAV, ETC.	1552	53	64	16	263	286	320	184	200	44	122
MENTAL RETARDATION	322	1	21	5	52	46	115	38	32	4	8
NONE	161	5	11	5	36	74	24	0	1	0	5
NOT REPORTED	196	10	8	4	13	52	84	0	4	4	17
TOTAL	19446	1110	748	283	4055	2743	3522	2538	1904	674	1869

DISCHARGES  
TEXAS STATE MENTAL HOSPITALS  
DURING THE PERIOD FROM  
09/01/78 TO 08/31/79

## PRIMARY DIAGNOSIS OF ALCOHOLISM AND DRUG ABUSE BY FACILITY

	TOTAL	VERNON	RIO GR. MH	KERRVILLE	AUSTIN	RUSK	SAN ANTONIO	TERRELL	WICHITA FALLS	TRIMS	BIG SPRING
ALCOHOLISM											
EPISODIC EXCESSIVE DRINKING	173	62	1	2	6	24	4	2	1	1	70
HABITUAL EXCESSIVE DRINKING	374	46	5	25	11	185	25	27	18	3	29
ALCOHOL ADDICTION	4362	204	116	77	912	378	933	506	674	0	562
ALCOHOLIC PSYCHOSIS	215	6	19	2	34	60	20	47	14	4	9
NON-PSYCHOTIC O.B.S. WITH ALCOHOL	81	0	1	0	3	43	28	1	2	0	3
OTHER, UNSPECIFIED	105	17	2	0	0	71	4	0	2	6	3
TOTAL	5310	335	144	106	966	761	1014	583	711	14	676
PERCENT OF DIRECT DISCHARGES	27.31	30.18	19.25	37.46	23.82	27.74	28.79	22.97	37.34	2.08	36.17
DRUG DEPENDENCE											
HARD NARCOTICS	350	13	35	1	24	20	149	14	2	66	26
BARBITURATES, MINOR TRANQUILIZERS, ETC.	78	10	9	2	13	7	17	9	0	2	9
AMPHETAMINES AND OTHER STIMULANTS	101	8	4	2	39	9	15	8	1	5	10
HALLUCINOGENS	39	1	7	0	1	2	16	4	2	5	1
MASHISH, MARIJUANA	49	28	3	0	4	2	0	0	0	1	11
PSYCHOTIC O.B.S. WITH DRUG INTOX	158	5	1	1	51	52	11	25	7	0	5
NON-PSYCHOTIC O.B.S. WITH DRUG INTOX	31	0	2	2	11	7	4	1	2	0	2
OTHER, UNSPECIFIED	717	355	4	10	109	49	54	65	25	15	31
TOTAL	1523	420	65	18	252	148	266	126	39	94	95
PERCENT OF DIRECT DISCHARGES	7.83	37.84	8.69	6.36	6.21	5.40	7.55	4.96	2.05	13.95	5.08

DISCHARGES  
TEXAS STATE MENTAL HOSPITALS  
DURING THE PERIOD FROM  
09/01/78 TO 08/31/79

CHILDREN AND ADOLESCENTS - DIAGNOSTIC GROUP BY FACILITY

DIAGNOSTIC GROUP	TOTAL	VERNON	RIO GR. MH	KERRVILLE	AUSTIN	RUSK	SAN ANTONIO	TERRELL	WICHITA FALLS	TRIMS	BIG SPRING
<b>CHILDREN (0-12)</b>											
MENTAL ILLNESS	92	0	4	0	39	10	2	8	29	0	0
ALCOHOLISM	1	0	1	0	0	0	0	0	0	0	0
DRUG ABUSE	1	0	0	0	0	0	0	0	1	0	0
MENTAL RETARDATION	4	0	1	0	0	0	0	2	1	0	0
NOT REPORTED	9	0	0	0	1	0	8	0	0	0	0
<b>TOTAL</b>	<b>107</b>	<b>0</b>	<b>6</b>	<b>0</b>	<b>40</b>	<b>10</b>	<b>10</b>	<b>10</b>	<b>31</b>	<b>0</b>	<b>0</b>
<b>ADOLESCENTS (13-17)</b>											
MENTAL ILLNESS	720	3	25	2	115	85	150	137	114	13	76
ALCOHOLISM	8	2	0	0	0	1	2	2	0	0	1
DRUG ABUSE	261	213	2	1	13	6	12	5	0	3	6
MENTAL RETARDATION	37	0	0	0	9	7	6	5	3	0	7
NOT REPORTED	35	3	1	0	0	21	9	0	1	0	0
<b>TOTAL</b>	<b>1061</b>	<b>221</b>	<b>28</b>	<b>3</b>	<b>137</b>	<b>120</b>	<b>179</b>	<b>149</b>	<b>118</b>	<b>16</b>	<b>90</b>
<b>GRAND TOTAL</b>	<b>1168</b>	<b>221</b>	<b>34</b>	<b>3</b>	<b>177</b>	<b>130</b>	<b>189</b>	<b>159</b>	<b>149</b>	<b>16</b>	<b>90</b>

DISCHARGES  
TEXAS STATE MENTAL HOSPITALS  
DURING THE PERIOD FROM  
09/01/78 TO 08/31/79

## REFERRAL AT DISCHARGE BY FACILITY

REFERRED TO	TOTAL	VERNON	RIO GR. MH	KERRVILLE	AUSTIN	RUSK	SAN ANTONIO	TERRELL	WICHITA FALLS	TRIMS	BIG SPRING
SELF, FAMILY, FRIEND HOSPITAL	1165	12	1	97	105	481	188	6	275	0	0
OUTREACH COMMUNITY	3624	188	524	107	343	449	549	396	204	442	422
MHR CENTER INDEPENDENT LIVING	6702	255	99	0	1882	1096	1118	848	673	47	684
HALFWAY HOUSE	139	135	0	0	0	0	1	2	1	0	0
SHELTERED WORKSHOP	637	53	1	2	93	58	152	43	152	7	76
FOSTER HOME	33	0	0	0	3	0	0	0	0	25	5
STATE/COUNTY/ SOCIAL AGENCY	1	0	0	0	0	0	1	0	0	0	0
MH PROFESSIONAL/NON- PSYCH. PHYSICIAN	1628	380	1	24	104	4	524	207	346	20	18
NURSING	236	0	0	0	50	1	63	88	23	11	0
HOME TDMHR	407	19	4	42	75	14	74	84	57	3	35
INST	112	1	3	0	30	45	7	10	10	1	5
OTHER MHR INST/ MEDICAL FACILITY	397	6	8	9	137	13	113	56	44	2	9
COURT, LAW ENF. AGENCY	608	3	0	2	44	491	24	29	14	0	1
OTHER CONTACT SOURCE	311	1	1	0	57	45	29	65	103	0	10
NO REFERRAL	2326	0	0	0	1013	1	35	649	0	116	512
NOT REPORTED	1120	57	106	0	119	45	644	55	2	0	92
<b>TOTAL</b>	<b>19446</b>	<b>1110</b>	<b>748</b>	<b>283</b>	<b>4055</b>	<b>2743</b>	<b>3522</b>	<b>2538</b>	<b>1904</b>	<b>674</b>	<b>1869</b>

DISCHARGES  
TEXAS STATE MENTAL HOSPITALS  
DURING THE PERIOD FROM  
09/01/78 TO 08/31/79

COUNTY OF DESTINATION BY FACILITY

COUNTY	TOTAL	VERNON	RIO GR.	MH	KERRVILLE	AUSTIN	RUSK	SAN ANTONIO	TERRELL	WICHITA FALLS	TRIMS	BIG SPRING
ANDERSON	106	1	0		1	0	101	0	3	0	0	0
ANDREWS	21	0	0		0	0	1	0	0	1	0	19
ANGELINA	143	1	0		0	2	139	0	1	0	0	0
ARANSAS	26	1	0		0	0	0	25	0	0	0	0
ARCHER	25	0	0		0	0	0	0	0	25	0	0
ARMSTRONG	0	0	0		0	0	0	0	0	0	0	0
ATASCOSA	49	1	0		0	0	2	45	1	0	0	0
AUSTIN	24	0	0		0	20	1	0	3	0	0	0
BAILEY	12	12	0		0	0	0	0	0	0	0	0
BANDERA	17	0	0		15	0	0	1	0	0	0	1
BASTROP	57	1	0		0	55	0	1	0	0	0	0
BAYLOR	22	20	0		0	0	0	0	0	2	0	0
BEE	42	1	0		0	0	0	41	0	0	0	0
BELL	211	49	0		0	144	13	2	3	0	0	0
BEXAR	2211	1	2		4	32	38	2109	5	11	1	8
BLANCO	9	0	0		0	8	1	0	0	0	0	0
BORDEN	0	0	0		0	0	0	0	0	0	0	0
BOSQUE	4	0	0		0	3	1	0	0	0	0	0
BOWIE	45	0	0		1	0	2	1	38	3	0	0
BRAZORIA	91	1	0		0	83	2	3	0	0	1	1
BRAZOS	70	2	0		0	65	0	1	2	0	0	0
BREWSTER	9	1	0		0	0	0	0	1	0	0	7
BRISCOE	6	5	0		0	0	0	0	1	0	0	0
BROOKS	12	0	12		0	0	0	0	0	0	0	0
BROWN	53	3	0		0	2	1	3	0	41	0	3
BURLESON	19	2	0		0	15	1	0	0	0	0	1
BURNET	30	0	0		0	30	0	0	0	0	0	0
CALDWELL	36	0	0		2	33	0	1	0	0	0	0
CALHOUN	30	0	0		0	1	1	28	0	0	0	0
CALLAHAN	10	0	0		0	0	1	0	0	7	0	2
CAMERON	396	0	356		0	3	7	30	0	0	0	0
CAMP	3	0	0		0	0	0	0	3	0	0	0
CARSON	9	9	0		0	0	0	0	0	0	0	0
CASS	32	0	0		0	0	1	0	31	0	0	0
CASTRO	11	10	0		0	0	1	0	0	0	0	0
CHAMBERS	14	0	0		0	1	13	0	0	0	0	0
CHEROKEE	132	1	0		0	0	128	0	3	0	0	0



DISCHARGES  
TEXAS STATE MENTAL HOSPITALS  
DURING THE PERIOD FROM  
09/01/78 TO 08/31/79

COUNTY OF DESTINATION BY FACILITY

COUNTY	TOTAL	VERNON	RIO GR.	MH KERRVILLE	AUSTIN	RUSK	SAN ANTONIO	TERRELL	WICHITA FALLS	TRIMS	BIG SPRING
CHILDRESS	23	19	0	0	1	0	0	0	3	0	0
CLAY	13	0	0	0	0	1	0	1	11	0	0
COCHRAN	3	0	0	0	1	0	0	0	0	0	2
COKE	4	0	0	0	0	0	0	0	0	0	4
COLEMAN	17	0	0	0	0	1	0	0	16	0	0
COLLIN	110	8	0	0	1	1	0	7	91	0	2
COLLINGSWORTH	11	10	0	0	0	0	0	0	1	0	0
COLORADO	49	0	0	0	2	0	47	0	0	0	0
COMAL	44	0	0	2	1	1	40	0	0	0	0
COMANCHE	13	1	0	0	0	0	0	0	11	0	1
CONCHO	4	0	0	0	0	0	0	0	0	0	4
COOKE	60	2	0	0	1	1	1	1	54	0	0
CORYELL	27	0	0	0	22	1	2	1	0	0	1
COTTE	12	10	0	0	0	0	0	1	1	0	0
CRANE	1	0	0	0	0	0	0	0	0	0	1
CROCKETT	11	0	0	1	1	0	0	1	0	0	8
CROSBY	4	0	0	0	0	0	0	0	1	0	3
CULBERSON	12	0	0	0	0	0	0	0	0	0	12
DALLAM	8	7	0	0	0	0	0	1	0	0	0
DALLAS	1728	80	1	0	26	109	8	1473	23	1	7
DAMSON	23	0	0	0	0	0	0	0	0	0	23
DEAF SMITH	15	10	0	1	0	0	0	2	2	0	0
DELTA	12	0	0	0	0	0	0	12	0	0	0
DENTON	176	4	0	0	0	2	1	6	163	0	0
DEWITT	26	0	0	0	0	1	25	0	0	0	0
DICKENS	5	3	0	0	1	1	0	0	0	0	0
DIMMIT	19	0	0	0	0	0	19	0	0	0	0
DONLEY	12	10	0	0	1	0	1	0	0	0	0
DUVAL	19	1	11	0	0	0	7	0	0	0	0
EASTLAND	24	0	0	0	0	1	0	0	20	0	3
ECTOR	110	2	0	0	5	6	0	1	0	0	96
EDWARDS	1	0	0	1	0	0	0	0	0	0	0
ELLIS	73	2	0	0	3	0	0	68	0	0	0
EL PASO	107	1	0	1	3	4	0	0	1	0	97
ERATH	18	0	0	0	0	0	0	0	16	0	2
FALLS	21	0	0	0	19	2	0	0	0	0	0
FANNIN	34	1	0	0	1	0	0	30	1	0	1

DISCHARGES  
TEXAS STATE MENTAL HOSPITALS  
DURING THE PERIOD FROM  
09/01/78 TO 08/31/79

COUNTY OF DESTINATION BY FACILITY

COUNTY	TOTAL	VERNON	RIO GR.	MH	KERRVILLE	AUSTIN	RUSK	SAN ANTONIO	TERRELL	WICHITA FALLS	TRIMS	BIG SPRING
FAYETTE	18	0	0	0	0	15	0	3	0	0	0	0
FISHER	8	0	0	0	0	0	0	0	0	0	0	8
FLOYD	9	9	0	0	0	0	0	0	0	0	0	0
FOARD	9	9	0	0	0	0	0	0	0	0	0	0
FORT BEND	58	4	0	0	0	42	4	3	0	0	5	0
FRANKLIN	14	0	0	0	0	0	3	0	11	0	0	0
FREESTONE	24	0	0	0	0	2	22	0	0	0	0	0
FRIO	22	3	0	0	0	0	0	19	0	0	0	0
GAINES	20	0	0	0	0	1	0	0	1	0	0	18
GALVESTON	81	0	0	0	1	68	4	4	2	0	2	0
GARZA	15	0	0	0	0	0	0	0	0	0	0	15
GILLESPIE	31	0	0	0	27	0	0	1	3	0	0	0
GLASSCOCK	2	0	0	0	0	0	0	0	1	0	0	1
GOLIAD	6	0	0	0	0	0	0	6	0	0	0	0
GONZALES	37	0	0	0	0	2	0	35	0	0	0	0
GRAY	47	42	0	0	0	0	0	0	1	3	0	1
GRAYSON	130	8	0	0	0	2	2	2	4	112	0	0
GREGG	175	3	0	0	0	3	162	0	7	0	0	0
GRIMES	14	0	0	0	0	13	1	0	0	0	0	0
GUADALUPE	56	0	0	0	0	3	0	53	0	0	0	0
HALE	63	44	0	0	0	0	0	0	0	0	0	19
HALL	25	25	0	0	0	0	0	0	0	0	0	0
HAMILTON	10	1	0	0	1	8	0	0	0	0	0	0
HANSFORD	6	6	0	0	0	0	0	0	0	0	0	0
HARDEMAN	16	16	0	0	0	0	0	0	0	0	0	0
HARDIN	54	0	0	0	0	1	52	0	1	0	0	0
HARRIS	2140	34	1	5	5	1275	112	44	6	3	654	6
HARRISON	39	0	0	0	0	2	34	0	2	1	0	0
HARTLEY	0	0	0	0	0	0	0	0	0	0	0	0
HASKELL	19	18	0	0	0	0	0	0	0	1	0	0
HAYS	60	1	0	0	0	58	0	1	0	0	0	0
HENPHILL	7	6	0	0	0	0	1	0	0	0	0	0
HENDERSON	81	2	0	0	0	0	72	0	6	0	0	1
HIDALGO	118	1	109	0	0	1	4	2	1	0	0	0
HILL	8	0	0	0	0	7	0	0	0	1	0	0
HOCKLEY	17	0	0	0	0	0	0	0	0	0	0	17
HOOD	8	0	0	0	0	0	0	0	0	8	0	0



DISCHARGES  
TEXAS STATE MENTAL HOSPITALS  
DURING THE PERIOD FROM  
09/01/78 TO 08/31/79

COUNTY OF DESTINATION BY FACILITY

COUNTY	TOTAL	VERNON	RIO GR.	MH KERRVILLE	AUSTIN	RUSK	SAN ANTONIO	TERRELL	WICHITA FALLS	TRIMS	BIG SPRING
LIVE OAK	13	0	0	1	0	0	12	0	0	0	0
LLANO	23	0	0	16	7	0	0	0	0	0	0
LOVING	1	0	0	0	0	0	1	0	0	0	0
LUBBOCK	282	9	0	0	3	3	1	0	4	0	262
LYNN	3	1	0	0	0	0	0	0	0	0	2
MCCULLOCH	17	0	0	1	13	0	0	0	0	0	3
MCLENNAN	189	10	0	1	147	11	6	7	4	0	3
MCMULLEN	0	0	0	0	0	0	0	0	0	0	0
MADISON	10	0	0	0	2	7	0	1	0	0	0
MARION	12	0	0	0	0	12	0	0	0	0	0
MARTIN	12	0	0	0	0	0	0	0	0	0	12
MASON	15	0	0	14	1	0	0	0	0	0	0
MATAGORDA	61	1	0	0	1	1	58	0	0	0	0
MAVERICK	27	0	0	0	0	0	27	0	0	0	0
MEDINA	36	0	0	0	0	0	36	0	0	0	0
MENARD	6	0	0	6	0	0	0	0	0	0	0
MIDLAND	101	3	0	0	1	6	3	0	0	0	88
MILAM	52	0	0	0	50	1	0	0	1	0	0
MILLS	4	0	0	0	4	0	0	0	0	0	0
MITCHELL	25	0	0	0	0	0	0	0	2	0	23
MONTAGUE	36	1	0	0	0	0	0	0	34	0	1
MONTGOMERY	114	5	0	0	8	100	0	0	1	0	0
MOORE	20	18	0	0	0	0	0	0	1	0	1
MORRIS	23	0	0	0	0	0	0	23	0	0	0
MOTLEY	4	2	0	0	0	0	0	1	0	0	1
NACOGDOCHES	81	0	0	0	1	79	0	1	0	0	0
NAVARRO	58	0	0	0	2	3	0	53	0	0	0
NEWTON	25	0	0	0	0	25	0	0	0	0	0
NOLAN	29	0	0	0	0	0	0	0	0	0	29
NUECES	197	0	1	1	5	4	184	1	1	0	0
OCHILTREE	19	17	0	0	0	0	0	2	0	0	0
OLDHAM	2	2	0	0	0	0	0	0	0	0	0
ORANGE	73	2	0	0	4	66	1	0	0	0	0
PALO PINTO	61	2	0	0	0	1	0	1	56	0	1
PANOLA	29	0	0	0	0	29	0	0	0	0	0
PARKER	19	0	0	0	0	0	2	0	17	0	0
PARMER	5	3	0	0	0	0	0	0	2	0	0

DISCHARGES  
TEXAS STATE MENTAL HOSPITALS  
DURING THE PERIOD FROM  
09/01/78 TO 08/31/79

COUNTY OF DESTINATION BY FACILITY

COUNTY	TOTAL	VERNON	RIO GR.	MM KERRVILLE	AUSTIN	RUSK	SAN ANTONIO	TERRELL	WICHITA FALLS	TRIMS	BIG SPRING
PECOS	6	0	0	0	0	0	0	0	1	0	5
POLK	54	0	0	0	0	54	0	0	0	0	0
POTTER	135	122	0	0	1	3	1	2	6	0	0
PRESIDIO	5	1	0	0	0	0	0	0	0	0	4
RAINS	12	0	0	0	0	0	0	12	0	0	0
RANDALL	34	29	0	0	0	0	0	0	3	0	2
REAGAN	12	1	0	0	0	0	0	0	0	0	11
REAL	8	0	0	8	0	0	0	0	0	0	0
RED RIVER	21	0	0	0	0	5	0	16	0	0	0
REEVES	31	0	0	0	0	0	0	0	0	0	31
REFUGIO	10	0	0	0	0	0	10	0	0	0	0
ROBERTS	0	0	0	0	0	0	0	0	0	0	0
ROBERTSON	21	1	0	0	17	2	0	1	0	0	0
ROCKWALL	19	0	0	0	0	0	0	17	2	0	0
RUNNELS	16	0	0	0	1	1	0	0	1	0	13
RUSK	86	0	0	0	0	82	1	1	1	1	0
SABINE	18	0	0	0	0	18	0	0	0	0	0
SAN AUGUSTINE	36	0	0	0	0	34	0	1	1	0	0
SAN JACINTO	22	0	0	0	0	21	1	0	0	0	0
SAN PATRICIO	90	0	0	0	2	0	88	0	0	0	0
SAN SABA	8	0	0	0	6	0	0	0	1	0	1
SCHLEICHER	3	0	0	3	0	0	0	0	0	0	0
SCURRY	48	1	0	0	1	0	0	0	0	0	46
SHACKELFORD	8	1	0	0	1	0	0	1	5	0	0
SHELBY	64	0	0	0	0	64	0	0	0	0	0
SHERMAN	2	2	0	0	0	0	0	0	0	0	0
SMITH	233	4	0	1	1	219	0	6	2	0	0
SOMERVELL	3	0	0	0	1	0	0	0	2	0	0
STARR	31	0	30	0	1	0	0	0	0	0	0
STEPHENS	22	3	0	0	0	0	1	0	18	0	0
STERLING	0	0	0	0	0	0	0	0	0	0	0
STONEWALL	7	5	0	0	0	0	0	0	0	0	2
SUTTON	11	0	0	10	0	1	0	0	0	0	0
SWISHER	21	20	0	0	0	0	0	0	1	0	0
TARRANT	522	15	0	0	20	43	4	12	420	2	6
TAYLOR	261	16	0	0	5	4	2	0	5	0	229
TERRELL	3	0	0	0	2	0	0	0	0	0	1

DISCHARGES  
TEXAS STATE MENTAL HOSPITALS  
DURING THE PERIOD FROM  
09/01/78 TO 08/31/79

COUNTY OF DESTINATION BY FACILITY

COUNTY	TOTAL	VERNON	RID GR. MH	KERRVILLE	AUSTIN	RUSK	SAN ANTONIO	TERRELL	WICHITA FALLS	TRIMS	BIG SPRING
TERRY	32	0	0	0	0	0	0	0	0	0	32
THROCKMORTON	7	7	0	0	0	0	0	0	0	0	0
TITUS	47	0	0	0	1	1	0	45	0	0	0
TOM GREEN	196	6	0	3	3	2	2	0	5	0	175
TRAVIS	1314	26	0	3	1220	45	16	1	1	0	2
TRINITY	29	0	0	0	0	28	1	0	0	0	0
TYLER	17	0	0	0	1	12	0	3	1	0	0
UPSHUR	38	2	0	1	0	4	0	31	0	0	0
UPTON	6	0	0	0	0	0	0	0	0	0	6
UVALDE	19	0	0	0	1	0	18	0	0	0	0
VAL VERDE	45	0	0	0	1	0	43	0	0	0	1
VAN ZANDT	79	0	0	0	0	6	0	73	0	0	0
VICTORIA	73	0	0	2	1	1	69	0	0	0	0
WALKER	90	0	0	0	1	88	0	1	0	0	0
WALLER	20	0	0	0	19	0	0	0	0	1	0
WARD	47	1	0	0	1	2	0	0	0	0	43
WASHINGTON	26	3	0	0	22	0	0	0	0	0	1
WEBB	122	0	106	0	2	3	11	0	0	0	0
WHARTON	49	1	0	0	2	0	46	0	0	0	0
WHEELER	7	5	0	0	0	1	0	0	1	0	0
WICHITA	563	13	0	0	5	4	0	1	539	0	1
WILBARGER	89	76	0	0	0	3	0	0	7	0	3
WILLACY	12	0	12	0	0	0	0	0	0	0	0
WILLIAMSON	116	3	0	0	109	3	1	0	0	0	0
WILSON	33	0	0	0	0	0	33	0	0	0	0
WINKLER	27	1	0	0	0	0	0	0	0	0	26
WISE	40	0	0	0	0	0	0	0	40	0	0
WOOD	59	3	0	0	1	4	0	51	0	0	0
YOAKUM	14	0	0	0	0	0	0	0	0	0	14
YOUNG	60	52	0	0	0	0	0	0	8	0	0
ZAPATA	12	0	7	0	0	0	0	0	0	0	5
ZAVALA	16	0	0	0	0	0	16	0	0	0	0
TEXAS COUNTY UNKNOWN	58	0	1	0	49	2	3	1	0	2	0
OUT OF STATE	492	10	4	8	110	49	109	70	57	1	74
NOT REPORTED	0	0	0	0	0	0	0	0	0	0	0
TOTAL	19446	1110	748	283	4055	2743	3522	2538	1904	674	1869

RESIDENTS  
TEXAS STATE MENTAL HOSPITALS  
AS OF  
08/31/79

## SEX AND ETHNICITY BY FACILITY

	TOTAL	VERNON	RIO GR.	MM KERRVILLE	AUSTIN	RUSK	SAN ANTONIO	TERRELL	WICHITA FALLS	TRIMS	81G SPRING
<b>SEX</b>											
MALE	3254	284	24	308	534	621	474	442	334	17	216
FEMALE	2269	180	18	338	323	268	312	361	260	29	180
TOTAL	5523	464	42	646	857	889	786	803	594	46	396
<b>ETHNICITY</b>											
WHITE	3762	385	9	527	540	520	389	592	501	28	271
SPANISH SURNAME	736	52	33	70	89	46	310	25	17	2	92
BLACK	994	26	0	45	221	320	83	180	75	12	32
OTHER	31	1	0	4	7	3	4	6	1	4	1
TOTAL	5523	464	42	646	857	889	786	803	594	46	396

RESIDENTS  
TEXAS STATE MENTAL HOSPITALS  
AS OF  
08/31/79

## AGE BY FACILITY

AGE	TOTAL	VERNON	RIO GR.	MH	KERRVILLE	AUSTIN	RUSK	SAN ANTONIO	TERRELL	WICHITA FALLS	TRIMS	BIG SPRING
1 OR LESS	1	0	0	0	0	0	1	0	0	0	0	0
2	0	0	0	0	0	0	0	0	0	0	0	0
3	1	0	0	0	0	0	1	0	0	0	0	0
4	0	0	0	0	0	0	0	0	0	0	0	0
5	1	0	0	0	0	0	0	0	0	1	0	0
6	6	0	0	0	0	2	2	0	1	1	0	0
7	4	0	0	0	0	2	1	0	1	0	0	0
8	5	0	0	0	0	1	1	0	2	1	0	0
9	6	0	0	0	0	3	1	0	2	0	0	0
10	9	0	0	0	0	2	1	0	2	4	0	0
11	9	0	0	0	0	5	0	0	2	2	0	0
12	10	0	0	0	0	3	5	1	0	1	0	0
13	19	1	0	0	0	7	5	3	0	1	0	2
14	50	9	0	0	0	16	9	3	9	3	0	1
15	56	16	0	0	0	5	13	5	7	4	3	3
16	72	25	0	0	0	8	14	7	9	6	0	3
17	70	22	0	0	0	7	16	6	10	6	0	3
18	76	15	1	0	0	19	14	10	6	6	1	4
19	90	19	2	0	0	20	16	10	10	5	2	6
20	88	14	1	0	0	16	25	5	16	3	1	7
21	106	14	2	2	2	26	21	11	10	6	3	11
22	92	4	0	1	1	14	21	16	15	13	1	7
23	116	6	1	0	0	16	30	13	17	16	0	17
24	117	4	1	2	2	26	30	25	13	6	1	9
25	105	5	3	2	2	22	23	16	11	9	1	13
26	106	7	3	0	0	28	23	12	14	11	0	8
27	108	2	1	3	3	27	20	14	16	18	0	7
28	102	3	4	3	3	24	17	18	18	5	1	9
29	116	7	0	0	0	22	22	20	13	15	5	12
30	103	3	0	1	1	28	25	16	13	7	0	10
31	88	6	1	3	3	16	18	15	11	9	1	8
32	98	2	1	1	1	29	20	12	18	11	1	3
33	95	8	0	0	0	24	21	18	10	6	2	6
34	64	3	0	0	0	16	9	13	8	10	0	5
35	87	4	0	4	4	18	17	14	14	5	1	10
36	93	3	1	4	4	19	11	20	17	9	1	8
37	105	4	4	1	1	16	20	16	26	7	1	10
38	77	8	0	4	4	12	17	9	11	11	1	4
39	98	5	0	2	2	17	23	14	20	12	0	5
40	74	3	1	0	0	13	10	14	11	12	0	10



RESIDENTS  
TEXAS STATE MENTAL HOSPITALS  
AS OF  
08/31/79

## AGE BY FACILITY

AGE	TOTAL	VERNON	RIO GR.	MH KERRVILLE	AUSTIN	RUSK	SAN ANTONIO	TERRELL	WICHITA FALLS	TRIMS	BIG SPRING
41	72	2	0	1	10	16	14	9	7	0	13
42	71	5	0	1	8	11	18	12	13	0	3
43	77	3	0	2	10	12	13	15	8	0	14
44	58	5	1	3	7	11	9	10	8	0	4
45	73	4	0	3	15	10	14	13	6	1	7
46	58	5	0	1	9	12	8	7	4	0	12
47	57	4	3	1	12	7	7	9	9	0	5
48	78	4	0	3	14	13	13	18	6	1	6
49	96	8	1	4	16	8	24	17	9	1	8
50	82	8	0	5	12	10	10	14	14	1	8
51	77	5	0	5	13	16	9	17	5	0	7
52	75	7	1	6	11	9	13	13	8	0	7
53	76	4	0	4	19	7	17	10	9	0	6
54	98	13	2	8	18	13	12	14	8	0	10
55	79	7	1	12	5	8	13	18	7	0	8
56	89	7	0	4	10	13	16	15	13	0	11
57	83	6	0	6	17	6	17	8	16	1	6
58	83	4	0	10	9	12	16	19	5	0	8
59	100	11	0	18	14	13	19	7	10	1	7
60	88	13	0	19	12	16	9	9	5	0	5
61	92	12	0	22	6	11	12	7	15	1	6
62	70	8	1	16	7	5	10	9	11	0	3
63	86	4	0	21	12	11	12	12	9	2	3
64	87	7	1	22	5	15	11	9	12	1	4
65	86	2	1	29	5	14	8	14	11	0	2
66	99	3	0	28	9	11	9	24	12	0	3
67	89	11	0	25	7	4	11	18	9	1	3
68	86	7	1	25	5	14	12	12	7	3	0
69	88	6	0	36	3	7	10	13	11	0	2
70	83	7	1	41	1	3	7	10	9	2	2
71	59	5	0	27	3	7	4	3	8	1	1
72	63	9	1	19	2	6	8	7	8	0	3
73	46	4	0	12	5	4	8	10	2	0	1
74	51	6	0	17	3	7	7	5	5	0	1
75 & OVER	345	26	0	157	14	24	30	33	53	2	6
TOTAL	5523	464	42	646	857	889	786	803	594	46	396

RESIDENTS  
TEXAS STATE MENTAL HOSPITALS  
AS OF  
08/31/79

## TYPE OF COMMITMENT BY FACILITY

TYPE OF COMMITMENT	TOTAL	VERNON	RID		AUSTIN	RUSK	SAN ANTONIO	TERRELL	WICHITA FALLS	TRIMS	BIG SPRING
			GR.	MH KERRVILLE							
<b>VDLUNTARY</b>											
MENTAL ILLNESS	1759	37	10	184	293	134	350	304	197	30	220
ALCOHOLISM	205	8	8	3	60	10	32	30	37	0	17
NARCOTIC	144	111	3	2	10	0	5	4	0	9	0
M.R.	3	1	0	0	1	1	0	0	0	0	0
DIAG & EVAL	16	0	0	0	3	10	2	0	1	0	0
ADMINISTRATIVE	66	0	1	0	0	63	1	1	0	0	0
OTHER	40	0	0	6	19	0	8	7	0	0	0
MR CRISIS INTERVEN.	1	0	0	0	0	1	0	0	0	0	0
TOTAL	2234	157	22	195	386	219	398	346	235	39	237
PERCENT	40.45	33.84	52.38	30.19	45.04	24.63	50.64	43.09	39.56	84.78	59.85
<b>INVOLUNTARY</b>											
EMERGENCY	17	1	4	1	3	7	0	0	1	0	0
OPC	222	17	12	8	54	37	61	13	12	0	8
TEMPORARY	1182	101	4	24	258	214	160	223	112	7	79
CRIMINAL COURT	124	0	0	0	3	117	2	0	2	0	0
INDEFINITE	1551	161	0	415	137	229	139	213	224	0	33
IMPORTATION	0	0	0	0	0	0	0	0	0	0	0
ALCOHOLIC	136	14	0	3	10	35	26	3	7	0	38
NARCOTIC	20	13	0	0	2	3	0	0	1	0	1
M.R.	37	0	0	0	4	28	0	5	0	0	0
TOTAL	3289	307	20	451	471	670	388	457	359	7	159
PERCENT	59.55	66.16	47.62	69.81	54.96	75.37	49.36	56.91	60.44	15.22	40.15
<b>GRAND</b>											
TOTAL	5523	464	42	646	857	889	786	803	594	46	396
PERCENT	100.00	8.40	0.76	11.70	15.52	16.10	14.23	14.54	10.76	0.83	7.17

RESIDENTS  
TEXAS STATE MENTAL HOSPITALS  
AS OF  
08/31/79

## AGE AND NET LENGTH OF STAY BY FACILITY

AGE GROUP AND LOS	TOTAL	VERNON	RIO GR. MH	KERRVILLE	AUSTIN	RUSK	SAN ANTONIO	TERRELL	WICHITA FALLS	TRIMS	BIG SPRING
<b>CHILDREN (10-12)</b>											
30 DAYS OR LESS	12	0	0	0	1	4	0	3	4	0	0
31 - 90 DAYS	15	0	0	0	7	1	1	1	5	0	0
91 - 365 DAYS	20	0	0	0	8	7	0	4	1	0	0
1 - 5 YEARS	5	0	0	0	2	1	0	2	0	0	0
OVER 5 YEARS	0	0	0	0	0	0	0	0	0	0	0
<b>TOTAL</b>	<b>52</b>	<b>0</b>	<b>0</b>	<b>0</b>	<b>18</b>	<b>13</b>	<b>1</b>	<b>10</b>	<b>10</b>	<b>0</b>	<b>0</b>
<b>ADOLESCENTS (13-17)</b>											
30 DAYS OR LESS	65	18	0	0	14	4	8	10	5	1	5
31 - 90 DAYS	90	26	0	0	12	18	9	8	10	1	6
91 - 365 DAYS	83	29	0	0	6	21	6	15	4	1	1
1 - 5 YEARS	24	0	0	0	6	14	1	2	1	0	0
OVER 5 YEARS	5	0	0	0	5	0	0	0	0	0	0
<b>TOTAL</b>	<b>267</b>	<b>73</b>	<b>0</b>	<b>0</b>	<b>43</b>	<b>57</b>	<b>24</b>	<b>35</b>	<b>20</b>	<b>3</b>	<b>12</b>
<b>ADULTS (18-64)</b>											
30 DAYS OR LESS	1091	55	30	10	231	180	175	168	111	26	105
31 - 90 DAYS	793	52	4	17	170	177	110	110	70	6	77
91 - 365 DAYS	637	53	3	17	110	174	84	78	70	2	46
1 - 5 YEARS	822	84	1	54	177	99	151	110	69	0	77
OVER 5 YEARS	766	61	0	132	51	88	127	143	109	0	55
<b>TOTAL</b>	<b>4109</b>	<b>305</b>	<b>38</b>	<b>230</b>	<b>739</b>	<b>718</b>	<b>647</b>	<b>609</b>	<b>429</b>	<b>34</b>	<b>360</b>
<b>SENIORS (65 &amp; OVER)</b>											
30 DAYS OR LESS	107	8	4	4	17	19	19	16	3	7	10
31 - 90 DAYS	98	5	0	10	8	16	21	21	11	2	4
91 - 365 DAYS	165	14	0	26	12	21	35	36	18	0	3
1 - 5 YEARS	297	38	0	100	14	27	27	47	39	0	5
OVER 5 YEARS	428	21	0	276	6	18	12	29	64	0	2
<b>TOTAL</b>	<b>1095</b>	<b>86</b>	<b>4</b>	<b>416</b>	<b>57</b>	<b>101</b>	<b>114</b>	<b>149</b>	<b>135</b>	<b>9</b>	<b>24</b>
<b>GRAND TOTAL</b>	<b>5523</b>	<b>464</b>	<b>42</b>	<b>646</b>	<b>857</b>	<b>889</b>	<b>786</b>	<b>803</b>	<b>594</b>	<b>46</b>	<b>396</b>

RESIDENTS  
TEXAS STATE MENTAL HOSPITALS  
AS OF  
08/31/79

## PRIMARY PSYCHIATRIC DIAGNOSIS BY LENGTH OF STAY

DIAGNOSIS	TOTAL	30 DAYS OR LESS	31 - 90 DAYS	91 - 365 DAYS	1 - 5 YEARS	OVER 5 YEARS
SCHIZOPHRENIA	2696	529	479	416	541	731
OTHER FUNCTIONAL PSYCHOSES	224	68	67	54	23	12
PSYCHOTIC D.B.S.	764	56	81	151	265	211
NON-PSYCHOTIC D.B.S.	416	37	41	66	148	124
NEUROSES	95	43	33	12	6	1
ALCOHOLISM	494	305	111	28	32	18
DRUG ABUSE	206	80	70	52	3	1
PERS, TRANS, BEHAV, ETC.	224	80	64	56	19	5
MENTAL RETARDATION	260	16	12	37	99	96
NONE	15	10	1	3	1	0
NOT REPORTED	129	51	37	30	11	0
TOTAL	5523	1275	996	905	1148	1199

RESIDENTS  
TEXAS STATE MENTAL HOSPITALS  
AS OF  
08/31/79

## PRIMARY PSYCHIATRIC DIAGNOSIS BY FACILITY

DIAGNOSIS	TOTAL	VERNON	RIO GR. MH	KERRVILLE	AUSTIN	RUSK	SAN ANTONIO	TERRELL	WICHITA FALLS	TRIMS	BIG SPRING
SCHIZOPHRENIA	2696	185	17	351	485	448	327	412	260	20	191
OTHER FUNCTIONAL PSYCHOSES	224	12	2	23	33	35	27	38	28	6	20
PSYCHOTIC O.B.S.	764	95	1	129	52	96	55	159	139	4	34
NON-PSYCHOTIC O.B.S.	416	5	3	89	80	56	74	34	38	1	36
NEUROSES	95	2	2	6	11	14	15	25	7	5	8
ALCOHOLISM	494	20	9	38	88	70	102	48	52	1	66
DRUG ABUSE	206	127	3	1	18	24	15	6	4	4	4
PERS. TRANS, BEHAV, ETC.	224	7	3	4	40	58	31	38	26	2	15
MENTAL RETARDATION	260	3	2	4	32	35	89	38	36	0	21
NONE	15	1	0	0	1	11	2	0	0	0	0
NOT REPORTED	129	7	0	1	17	42	49	5	4	3	1
TOTAL	5523	464	42	646	857	889	786	803	594	46	396

RESIDENTS  
TEXAS STATE MENTAL HOSPITALS  
AS OF  
08/31/79

PRIMARY DIAGNOSIS OF ALCOHOLISM AND DRUG ABUSE BY FACILITY

	TOTAL	VERNON	RIO GR. MH	KERRVILLE	AUSTIN	RUSK	SAN ANTONIO	TERRELL	WICHITA FALLS	TRIMS	BIG SPRING
ALCOHOLISM EPISODIC EXCESSIVE DRINKING	6	1	0	1	0	3	0	0	0	0	1
HABITUAL EXCESSIVE DRINKING	30	0	0	7	3	13	2	3	0	0	2
ALCOHOL ADDICTION	341	18	5	2	74	32	84	34	37	0	55
ALCOHOLIC PSYCHOSIS	99	1	3	28	11	13	8	11	15	1	8
NON-PSYCHOTIC D.B.S. WITH ALCOHOL	9	0	0	0	0	1	8	0	0	0	0
OTHER, UNSPECIFIED	9	0	1	0	0	8	0	0	0	0	0
TOTAL	494	20	9	38	88	70	102	48	52	1	66
PERCENT OF RESIDENTS	8.94	4.31	21.43	5.88	10.27	7.87	12.98	5.98	8.75	2.17	16.67
DRUG DEPENDENCE HARD NARCOTICS	11	1	0	1	2	0	2	1	0	4	0
BARBITURATES, MINOR TRANQUILIZERS, ETC.	4	0	1	0	0	2	1	0	0	0	0
AMPHETAMINES AND OTHER STIMULANTS	6	1	0	0	1	1	3	0	0	0	0
HALLUCINOGENS	3	0	1	0	0	1	1	0	0	0	0
HASHISH, MARIJUANA	17	14	0	0	1	1	0	1	0	0	0
PSYCHOTIC D.B.S. WITH DRUG INTOX	29	0	0	0	5	15	4	1	3	0	1
NON-PSYCHOTIC D.B.S. WITH DRUG INTOX	3	0	0	0	1	0	0	2	0	0	0
OTHER, UNSPECIFIED	133	111	1	0	8	4	4	1	1	0	3
TOTAL	206	127	3	1	18	24	15	6	4	4	4
PERCENT OF RESIDENTS	3.73	27.37	7.14	0.15	2.10	2.70	1.91	0.75	0.67	8.70	1.01

RESIDENTS  
TEXAS STATE MENTAL HOSPITALS  
AS OF  
08/31/79

CHILDREN AND ADOLESCENTS - DIAGNOSTIC GROUP BY FACILITY

DIAGNOSTIC GROUP	TOTAL	VERNON	RIO GR.	MH KERRVILLE	AUSTIN	RUSK	SAN ANTONIO	TERRELL	WICHITA FALLS	TRIMS	BIG SPRING
<b>CHILDREN (10-12)</b>											
MENTAL ILLNESS	45	0	0	0	15	10	1	9	10	0	0
ALCOHOLISM	1	0	0	0	0	1	0	0	0	0	0
DRUG ABUSE	1	0	0	0	0	0	0	1	0	0	0
MENTAL RETARDATION	0	0	0	0	0	0	0	0	0	0	0
NOT REPORTED	5	0	0	0	3	2	0	0	0	0	0
<b>TOTAL</b>	<b>52</b>	<b>0</b>	<b>0</b>	<b>0</b>	<b>18</b>	<b>13</b>	<b>1</b>	<b>10</b>	<b>10</b>	<b>0</b>	<b>0</b>
<b>ADOLESCENTS (13-17)</b>											
MENTAL ILLNESS	137	0	0	0	30	24	22	33	17	2	9
ALCOHOLISM	1	0	0	0	0	0	0	0	0	0	1
DRUG ABUSE	74	71	0	0	1	0	1	0	0	0	1
MENTAL RETARDATION	13	0	0	0	2	5	0	2	3	0	1
NOT REPORTED	42	2	0	0	10	28	1	0	0	1	0
<b>TOTAL</b>	<b>267</b>	<b>73</b>	<b>0</b>	<b>0</b>	<b>43</b>	<b>57</b>	<b>24</b>	<b>35</b>	<b>20</b>	<b>3</b>	<b>12</b>
<b>GRAND TOTAL</b>	<b>319</b>	<b>73</b>	<b>0</b>	<b>0</b>	<b>61</b>	<b>70</b>	<b>25</b>	<b>45</b>	<b>30</b>	<b>3</b>	<b>12</b>

RESIDENTS  
TEXAS STATE MENTAL HOSPITALS  
AS OF  
08/31/79

PHYSICAL DIAGNOSIS BY FACILITY

PHYSICAL DIAGNOSIS (ICDA)	TOTAL	VERNON	RIO GR.	MH KERRVILLE	AUSTIN	RUSK	SAN ANTONIO	TERRELL	WICHITA FALLS	TRIMS	BIG SPRING
INFECTIVE, PARASITIC	73	3	3	13	2	17	16	14	3	0	2
MALIGNANT NEOPLASMS	8	1	0	3	0	1	1	2	0	0	0
OTHER NEOPLASMS	30	5	0	8	0	1	4	5	2	2	3
ENDOCRINE, METABOLIC	598	17	6	72	86	84	122	76	92	9	34
BLOOD, BLOOD FMG ORG	9	2	0	0	1	2	2	2	0	0	0
NERVOUS SYSTEM	726	78	4	163	94	84	112	82	55	3	51
CIRCULATORY	761	51	0	168	100	95	47	101	175	5	19
RESPIRATORY	144	13	2	13	27	35	14	25	3	0	12
DIGESTIVE	261	8	2	77	15	65	39	19	8	2	26
GENITOURINARY	100	9	0	7	13	29	9	9	3	3	18
SKIN, SUBCUTANEOUS	192	22	2	13	19	58	21	22	16	2	17
MUSCULOSKELETAL	184	12	1	32	14	25	20	16	42	0	22
CONGENITAL ANOMALY	44	4	1	5	3	7	11	5	1	0	7
OTHER	166	10	0	8	31	45	29	21	14	1	7
ILL DEFINED, NONE	2040	225	20	61	396	327	254	401	178	4	174
NOT REPORTED	187	4	1	3	56	14	85	3	2	15	4
TOTAL	5523	464	42	646	857	889	786	803	594	46	396



RESIDENTS  
TEXAS STATE MENTAL HOSPITALS  
AS OF  
08/31/79

## SENSORY AND MOBILITY IMPAIRMENT BY FACILITY

	TOTAL	VERNON	RID GR.	MH	KERRVILLE	AUSTIN	RUSK	SAN ANTONIO	TERRELL	WICHITA FALLS	TRIMS	BIG SPRING
<b>VISUAL IMPAIRMENT</b>												
MILD	928	38	10		319	179	73	16	171	20	7	95
MODERATE	345	83	0		104	13	34	2	57	28	3	21
SEVERE	72	5	0		14	13	14	1	13	9	0	3
<b>TOTAL IMPAIRED</b>	<b>1345</b>	<b>126</b>	<b>10</b>		<b>437</b>	<b>205</b>	<b>121</b>	<b>19</b>	<b>241</b>	<b>57</b>	<b>10</b>	<b>119</b>
<b>PERCENT OF RESIDENTS</b>	<b>24.35</b>	<b>27.16</b>	<b>23.81</b>		<b>67.65</b>	<b>23.92</b>	<b>13.61</b>	<b>2.42</b>	<b>30.01</b>	<b>9.60</b>	<b>21.74</b>	<b>30.05</b>
<b>HEARING IMPAIRMENT</b>												
MILD	337	10	0		148	7	46	9	67	25	6	19
MODERATE	91	7	2		30	8	12	1	10	14	2	5
SEVERE	62	2	0		10	33	5	0	8	2	2	0
<b>TOTAL IMPAIRED</b>	<b>490</b>	<b>19</b>	<b>2</b>		<b>188</b>	<b>48</b>	<b>63</b>	<b>10</b>	<b>85</b>	<b>41</b>	<b>10</b>	<b>24</b>
<b>PERCENT OF RESIDENTS</b>	<b>8.87</b>	<b>4.09</b>	<b>4.76</b>		<b>29.10</b>	<b>5.60</b>	<b>7.09</b>	<b>1.27</b>	<b>10.59</b>	<b>6.90</b>	<b>21.74</b>	<b>6.06</b>
<b>MOBILITY IMPAIRMENT</b>												
MILD	482	17	6		194	50	42	16	62	42	4	49
MODERATE	189	11	0		68	18	12	6	21	42	0	11
SEVERE	113	5	0		36	10	14	3	10	27	0	8
BEDFAST	22	4	0		3	5	5	1	2	1	0	1
<b>TOTAL IMPAIRED</b>	<b>806</b>	<b>37</b>	<b>6</b>		<b>301</b>	<b>83</b>	<b>73</b>	<b>26</b>	<b>95</b>	<b>112</b>	<b>4</b>	<b>69</b>
<b>PERCENT OF RESIDENTS</b>	<b>14.59</b>	<b>7.97</b>	<b>14.29</b>		<b>46.59</b>	<b>9.68</b>	<b>8.21</b>	<b>3.31</b>	<b>11.83</b>	<b>18.86</b>	<b>8.70</b>	<b>17.42</b>

RESIDENTS  
TEXAS STATE MENTAL HOSPITALS  
AS OF  
08/31/79

MULTIPLE SENSORY IMPAIRMENT BY FACILITY

DEGREE OF IMPAIRMENT		TOTAL	VERNON	RIO GR. MH	KERRVILLE	AUSTIN	RUSK	SAN ANTONIO	TERRELL	WICHITA FALLS	TRIMS	BIG SPRING
VISION	HEARING											
MILD	MILD	165	5	0	83	1	22	4	40	2	1	7
MILD	MODERATE	34	0	2	15	4	2	0	4	2	1	4
MILD	SEVERE	14	0	0	3	6	3	0	2	0	0	0
MODERATE	MILD	78	3	0	38	2	13	1	10	7	2	2
MODERATE	MODERATE	28	4	0	9	0	4	0	4	7	0	0
MODERATE	SEVERE	9	1	0	1	1	2	0	3	0	1	0
SEVERE	MILD	13	0	0	4	1	4	1	2	1	0	0
SEVERE	MODERATE	8	0	0	2	0	4	0	1	1	0	0
SEVERE	SEVERE	9	0	0	4	4	0	0	0	1	0	0
TOTAL		358	13	2	159	19	54	6	66	21	5	13
PERCENT OF RESIDENTS		6.48	2.80	4.76	24.61	2.22	6.07	0.76	8.22	3.54	10.87	3.28

RESIDENTS  
TEXAS STATE MENTAL HOSPITALS  
AS OF  
08/31/79

COUNTY OF RESIDENCE BY NET LENGTH OF STAY

COUNTY OF RESIDENCE	TOTAL	30 DAYS OR LESS	31 - 90 DAYS	91 - 365 DAYS	1 - 5 YEARS	OVER 5 YEARS
ANDERSON	19	4	5	2	7	1
ANDREWS	7	4	0	1	0	2
ANGELINA	37	8	13	8	4	4
ARANSAS	5	2	2	0	1	0
ARCHER	3	0	1	0	1	1
ARMSTRONG	0	0	0	0	0	0
ATASCOSA	14	1	5	2	5	1
AUSTIN	4	2	0	1	0	1
BAILEY	0	0	0	0	0	0
BANDERA	16	0	2	3	8	3
BASTROP	10	3	3	1	1	2
BAYLOR	4	1	2	0	0	1
BEE	17	6	2	3	2	4
BELL	43	9	15	6	9	4
BEXAR	449	117	73	78	111	70
BLANCO	2	1	0	0	1	0
BORDEN	1	0	0	0	0	1
BOSQUE	2	0	1	0	0	1
BOWIE	24	1	7	2	1	13
BRAZORIA	21	9	3	3	6	0
BRAZOS	17	4	8	2	3	0
BREWSTER	5	1	1	1	1	1
BRISCOE	0	0	0	0	0	0
BROOKS	4	0	0	1	1	2
BROWN	23	2	6	3	2	10
BURLESON	11	4	0	1	3	3
BURNET	1	0	0	1	0	0
CALDWELL	15	0	0	1	2	12
CALHOUN	3	0	0	0	3	0
CALLAHAN	7	4	1	0	0	2
CAMERON	40	16	3	6	9	6
CAMP	6	1	1	1	1	2
CARSON	6	2	1	0	3	0
CASS	12	1	1	0	2	8
CASTRO	4	0	2	2	0	0
CHAMBERS	3	2	0	0	0	1
CHEROKEE	43	11	4	8	11	9

RESIDENTS  
TEXAS STATE MENTAL HOSPITALS  
AS OF  
08/31/79

COUNTY OF RESIDENCE BY NET LENGTH OF STAY

COUNTY OF RESIDENCE	TOTAL	30 DAYS OR LESS	31 - 90 DAYS	91 - 365 DAYS	1 - 5 YEARS	OVER 5 YEARS
CHILDRESS	10	0	1	1	5	3
CLAY	4	2	0	0	1	1
COCHRAN	4	1	0	0	0	3
COKE	1	0	0	0	0	1
COLEMAN	6	0	0	0	2	4
COLLIN	35	9	6	4	10	6
COLLINGSWORTH	4	0	0	2	2	0
COLORADO	15	2	1	4	5	3
COMAL	16	4	5	3	3	1
COMANCHE	15	2	1	1	2	9
CONCHO	1	0	0	1	0	0
COOKE	16	1	5	2	1	7
CORYELL	12	5	3	0	1	3
COTTLE	5	1	0	0	3	1
CRANE	1	0	0	0	0	1
CROCKETT	0	0	0	0	0	0
CROSBY	1	0	1	0	0	0
CULBERSON	0	0	0	0	0	0
DALLAM	5	2	2	0	1	0
DALLAS	604	158	114	116	110	106
DAWSON	8	1	2	0	2	3
DEAF SMITH	7	0	2	3	1	1
DELTA	4	0	0	0	2	2
DENTON	50	8	10	11	11	10
DEWITT	22	0	6	4	3	9
DICKENS	4	1	1	2	0	0
DIMITT	3	1	1	0	1	0
DONLEY	5	2	0	1	2	0
DUVAL	5	1	0	0	0	4
EASTLAND	15	4	1	1	4	8
ECTOR	25	4	1	9	4	7
EDWARDS	3	0	0	1	1	1
ELLIS	26	3	4	3	6	10
EL PASO	108	16	15	12	21	44
ERATH	15	4	2	3	3	3
FALLS	15	0	1	3	1	10
FANNIN	27	3	4	2	8	10

RESIDENTS  
TEXAS STATE MENTAL HOSPITALS  
AS OF  
08/31/79

COUNTY OF RESIDENCE BY NET LENGTH OF STAY

COUNTY OF RESIDENCE	TOTAL	30 DAYS OR LESS	31 - 90 DAYS	91 - 365 DAYS	1 - 5 YEARS	OVER 5 YEARS
FAYETTE	9	3	0	1	0	5
FISHER	3	1	1	0	0	1
FLOYD	4	0	0	1	3	0
FORD	4	1	0	1	0	2
FORT BEND	12	5	3	1	2	1
FRANKLIN	4	1	1	1	1	0
FREESTONE	10	3	2	1	2	2
FRIO	6	1	2	0	2	1
GAINES	4	0	2	0	0	2
GALVESTON	38	5	6	5	11	11
GARZA	3	0	1	2	0	0
GILLESPIE	23	1	0	5	9	8
GLASSCOCK	0	0	0	0	0	0
GOLIAD	1	0	0	0	0	1
GONZALES	13	2	4	2	3	2
GRAY	17	2	3	1	6	5
GRAYSON	45	11	4	3	4	23
GREGG	47	12	9	9	9	8
GRINES	14	2	2	0	4	6
GUADALUPE	15	4	4	2	3	2
HALE	24	0	4	5	12	3
HALL	10	2	1	0	4	3
HAMILTON	4	2	0	1	0	1
HANSFORD	1	0	0	1	0	0
HARDEMAN	9	0	1	1	2	5
HARDIN	22	5	7	4	3	3
HARRIS	508	148	102	78	125	55
HARRISON	20	2	4	5	3	6
HARTLEY	0	0	0	0	0	0
HASKELL	6	1	0	1	1	3
HAYS	11	3	3	3	0	2
HENPHILL	1	0	0	0	1	0
HENDERSON	24	7	7	2	6	2
HIDALGO	30	10	5	2	2	11
HILL	10	1	0	1	2	6
HOCKLEY	3	1	1	0	0	1
HOOD	2	1	0	1	0	0

RESIDENTS  
TEXAS STATE MENTAL HOSPITALS  
AS OF  
08/31/79

COUNTY OF RESIDENCE BY NET LENGTH OF STAY

COUNTY OF RESIDENCE	TOTAL	30 DAYS OR LESS	31 - 90 DAYS	91 - 365 DAYS	1 - 5 YEARS	OVER 5 YEARS
HOPKINS	16	4	0	1	3	8
HOUSTON	12	0	1	5	1	5
HOWARD	56	20	9	8	12	7
HUDSPETH	2	1	1	0	0	0
HUNT	37	5	6	11	6	9
HUTCHINSON	14	3	1	3	5	2
IRION	0	0	0	0	0	0
JACK	4	0	0	0	0	4
JACKSON	3	0	0	2	0	1
JASPER	14	5	3	2	2	2
JEFF DAVIS	0	0	0	0	0	0
JEFFERSON	110	26	30	22	17	15
JIM HOGG	2	1	0	0	0	1
JIM WELLS	6	3	0	0	0	3
JOHNSON	8	1	0	1	3	3
JONES	13	1	4	1	1	6
KARNES	10	1	0	1	3	5
KAUFMAN	41	9	3	10	9	10
KENDALL	5	0	2	0	1	2
KENEDY	0	0	0	0	0	0
KENT	1	0	0	1	0	0
KERR	95	7	12	18	38	20
KIMBLE	11	1	1	0	5	4
KING	0	0	0	0	0	0
KINNEY	1	0	0	0	1	0
KLEBERG	8	2	0	1	1	4
KNOX	7	2	1	3	0	1
LAMAR	25	5	6	4	4	6
LAMB	6	1	0	1	2	2
LAMPASAS	8	0	2	4	0	2
LASALLE	3	0	0	1	2	0
LAVACA	6	1	0	0	3	2
LEE	1	0	0	1	0	0
LEON	8	2	2	1	0	3
LIBERTY	14	3	3	1	2	5
LIMESTONE	13	3	4	2	1	3
LIPSCOMB	2	0	1	1	0	0

RESIDENTS  
TEXAS STATE MENTAL HOSPITALS  
AS OF  
08/31/79

COUNTY OF RESIDENCE BY NET LENGTH OF STAY

COUNTY OF RESIDENCE	TOTAL	30 DAYS OR LESS	31 - 90 DAYS	91 - 365 DAYS	1 - 5 YEARS	OVER 5 YEARS
LIVE OAK	4	1	0	1	0	2
LLANO	17	2	2	0	8	5
LOVING	0	0	0	0	0	0
LUBBOCK	79	24	24	5	14	12
LYNN	6	0	0	0	2	4
MCCULLOCH	6	0	1	2	0	3
MCCLENNAN	50	14	10	5	8	13
MC MULLEN	0	0	0	0	0	0
MADISON	3	0	1	1	0	1
MARION	6	1	1	0	2	2
MARTIN	4	1	1	0	0	2
MASON	13	2	4	3	3	1
MATAGORDA	14	2	2	2	3	5
MAVERICK	7	1	2	2	1	1
MEDINA	12	2	3	1	5	1
MENARD	6	0	1	2	1	2
MIDLAND	27	6	9	3	5	4
MILAM	16	1	1	2	4	8
MILLS	0	0	0	0	0	0
MITCHELL	8	2	1	0	3	2
MONTAGUE	14	4	2	1	1	6
MONTGOMERY	32	6	11	6	8	1
MOORE	9	2	0	1	4	2
NORRIS	7	1	0	1	3	2
MOTLEY	1	0	0	1	0	0
NACOGDOCHES	21	8	3	3	1	6
NAVARRO	21	6	2	4	6	3
NEWTON	5	2	0	2	0	1
NOLAN	7	1	1	0	3	2
NUECES	66	19	12	5	13	17
OCHILTREE	10	3	3	1	3	0
OLDHAM	1	0	0	1	0	0
ORANGE	21	5	7	4	1	4
PALO PINTO	20	9	2	1	2	6
PANOLA	9	2	2	3	0	2
PARKER	18	3	3	1	3	8
PARMER	3	0	0	0	3	0

RESIDENTS  
TEXAS STATE MENTAL HOSPITALS  
AS OF  
08/31/79

COUNTY OF RESIDENCE BY NET LENGTH OF STAY

COUNTY OF RESIDENCE	TOTAL	30 DAYS OR LESS	31 - 90 DAYS	91 - 365 DAYS	1 - 5 YEARS	OVER 5 YEARS
PECOS	7	1	1	0	1	4
POLK	24	6	8	3	3	4
POTTER	57	13	9	8	20	7
PRESIDIO	4	0	0	1	1	2
RAINS	1	0	0	0	1	0
RANDALL	12	5	1	1	4	1
REAGAN	3	0	1	0	0	2
REAL	7	1	2	2	2	0
RED RIVER	11	0	2	0	4	5
REEVES	9	3	0	1	3	2
REFUGIO	4	1	0	0	0	3
ROBERTS	0	0	0	0	0	0
ROBERTSON	7	0	0	0	4	3
ROCKWALL	5	0	1	2	2	0
RUNNELS	6	1	0	2	0	3
RUSK	34	10	7	8	5	4
SABINE	6	1	1	1	1	2
SAN AUGUSTINE	10	2	1	2	5	0
SAN JACINTO	6	5	0	0	0	1
SAN PATRICIO	24	7	8	4	3	2
SAN SABA	2	1	0	0	0	1
SCHLEICHER	4	0	0	0	3	1
SCURRY	9	2	2	1	1	3
SHACKELFORD	1	0	0	0	0	1
SHELBY	13	5	2	1	4	1
SHERMAN	0	0	0	0	0	0
SMITH	63	10	11	16	10	16
SOMERVELL	2	0	1	0	0	1
STARR	6	1	1	0	2	2
STEPHENS	5	1	0	1	1	2
STERLING	1	0	0	0	1	0
STONEWALL	1	0	1	0	0	0
SUTTON	3	0	1	0	1	1
SWISHER	4	2	0	1	0	1
TARRANT	245	36	39	55	48	67
TAYLOR	44	10	10	7	11	6
TERRELL	0	0	0	0	0	0



RESIDENTS  
TEXAS STATE MENTAL HOSPITALS  
AS OF  
08/31/79

COUNTY OF RESIDENCE BY NET LENGTH OF STAY

COUNTY OF RESIDENCE	TOTAL	30 DAYS OR LESS	31 - 90 DAYS	91 - 365 DAYS	1 - 5 YEARS	OVER 5 YEARS
TERRY	6	2	2	1	0	1
THROCKMORTON	2	0	0	0	1	1
TITUS	7	2	1	1	1	2
TOM GREEN	45	15	9	7	3	11
TRAVIS	224	75	56	34	37	22
TRINITY	5	2	1	0	1	1
TYLER	4	2	1	1	0	0
UPSHUR	10	3	2	0	0	5
UPTON	5	1	0	2	1	1
UVALDE	6	1	0	0	5	0
VAL VERDE	6	0	1	3	0	2
VAN ZANDT	26	5	2	2	6	11
VICTORIA	14	3	2	1	5	3
WALKER	19	7	5	2	2	3
WALLER	0	0	0	0	0	0
WARD	7	3	2	1	0	1
WASHINGTON	6	1	1	2	0	2
WEBB	18	7	1	2	2	6
WHARTON	26	4	3	5	4	10
WHEELER	6	1	0	0	5	0
WICHITA	161	26	18	32	38	47
WILBARGER	37	5	5	4	8	15
WILLAGY	6	0	0	1	1	4
WILLIAMSON	28	9	4	8	1	6
WILSON	9	2	3	0	1	3
WINKLER	1	1	0	0	0	0
WISE	8	3	2	1	1	1
WOOD	19	4	3	5	2	5
YOAKUM	2	0	1	1	0	0
YOUNG	25	3	4	5	7	6
ZAPATA	1	1	0	0	0	0
ZAVALA	4	2	0	2	0	0
TEXAS COUNTY UNKNOWN	34	7	8	16	3	0
OUT OF STATE	69	29	16	13	9	2
NOT REPORTED	0	0	0	0	0	0
TOTAL	5523	1275	996	905	1148	1199

RESIDENTS  
TEXAS STATE MENTAL HOSPITALS  
AS OF  
08/31/79

COUNTY OF RESIDENCE BY AGE

COUNTY OF RESIDENCE	TOTAL	0 - 12	13 - 17	18 - 24	25 - 34	35 - 44	45 - 54	55 - 64	65 & OVER
ANDERSON	19	0	2	1	3	4	1	4	4
ANDREWS	7	0	1	1	1	1	1	1	1
ANGELINA	37	0	3	8	7	6	6	6	1
ARANSAS	5	0	0	1	1	0	2	1	0
ARCHER	3	0	0	0	0	1	0	1	1
ARMSTRONG	0	0	0	0	0	0	0	0	0
ATASCOSA	14	0	0	1	2	2	0	5	4
AUSTIN	4	0	0	2	0	0	0	1	1
BAILEY	0	0	0	0	0	0	0	0	0
BANDERA	16	0	0	1	0	1	0	4	10
BASTROP	10	1	0	2	2	0	2	1	2
BAYLOR	4	0	0	0	0	0	0	0	4
BEE	17	0	1	1	4	4	4	1	2
BELL	43	1	5	10	9	3	0	5	10
BEXAR	449	0	21	54	83	69	75	66	81
BLANCO	2	0	0	0	1	0	1	0	0
BORDEN	1	0	0	0	0	0	0	0	1
BOSQUE	2	0	0	0	0	0	1	1	0
BOWIE	24	1	2	3	2	1	3	5	7
BRAZORIA	21	0	2	1	5	5	5	3	0
BRAZOS	17	0	2	4	2	2	1	5	1
BREWSTER	5	0	1	0	0	0	0	0	4
BRISCOE	0	0	0	0	0	0	0	0	0
BROOKS	4	0	0	0	2	0	1	1	0
BROWN	23	0	2	1	4	5	2	4	5
BURLESON	11	0	1	2	1	1	2	3	1
BURNET	1	0	0	0	0	0	0	1	0
CALDWELL	15	0	0	0	1	1	1	2	10
CALHOUN	3	0	0	2	1	0	0	0	0
CALLAHAN	7	0	1	2	1	0	1	2	0
CAMERON	40	0	0	2	14	6	7	5	6
CAMP	6	0	1	0	0	0	0	2	3
CARSON	6	0	0	0	3	1	0	0	2
CASS	12	0	1	0	3	0	2	3	3
CASTRO	4	0	1	0	1	1	0	0	1
CHAMBERS	3	0	0	1	0	0	0	1	1
CHEROKEE	43	2	0	4	5	4	6	11	11
CHILDRESS	10	0	1	0	0	1	3	3	2

RESIDENTS  
TEXAS STATE MENTAL HOSPITALS  
AS OF  
08/31/79

COUNTY OF RESIDENCE BY AGE

COUNTY OF RESIDENCE	TOTAL	0 - 12	13 - 17	18 - 24	25 - 34	35 - 44	45 - 54	55 - 64	65 & OVER
CLAY	4	0	0	0	1	0	0	1	2
COCHRAN	4	0	0	0	0	1	0	2	1
COKE	1	0	0	0	0	0	0	1	0
COLEMAN	6	0	0	0	0	0	0	3	3
COLLIN	35	2	3	5	4	7	2	10	2
COLLINGSWORTH	4	0	0	0	2	1	0	1	0
COLORADO	15	0	0	1	1	4	2	2	5
COMAL	16	0	0	4	2	3	2	1	4
COMANCHE	15	0	0	2	3	1	0	3	6
CONCHO	1	0	0	0	0	0	0	1	0
COOKE	16	0	1	2	2	3	1	4	3
CORYELL	12	0	0	2	4	1	2	2	1
COTTLE	5	0	0	0	1	0	2	0	2
CRANE	1	0	0	0	0	0	0	1	0
CROCKETT	0	0	0	0	0	0	0	0	0
CROSBY	1	0	0	0	0	0	0	0	1
CULBERSON	0	0	0	0	0	0	0	0	0
DALLAM	5	0	0	0	0	3	1	0	1
DALLAS	604	8	55	88	113	101	78	58	103
DAWSON	8	0	1	0	1	2	2	1	1
DEAF SMITH	7	0	0	2	3	0	0	1	1
DELTA	4	0	0	0	0	0	3	1	0
DENTON	50	1	5	6	7	7	3	9	12
DEWITT	22	0	0	5	2	2	2	4	7
DIGKENS	4	0	0	1	1	1	0	0	1
DIMMIT	3	0	0	0	1	0	0	1	1
DONLEY	5	0	1	0	0	2	1	1	0
DUVAL	5	0	0	1	0	0	0	1	3
EASTLAND	15	0	0	0	1	3	5	2	4
ECTOR	25	0	3	4	5	3	1	4	5
EDWARDS	3	0	0	0	0	0	0	1	2
ELLIS	26	0	1	3	1	2	5	6	8
EL PASO	108	1	5	20	16	15	12	18	21
ERATH	15	0	0	2	3	2	3	3	2
FALLS	15	0	0	0	1	1	1	3	9
FANNIN	27	0	1	3	1	3	5	6	8
FAYETTE	9	1	0	0	0	5	0	0	3
FISHER	3	0	0	0	1	0	2	0	0

RESIDENTS  
TEXAS STATE MENTAL HOSPITALS  
AS OF  
08/31/79

COUNTY OF RESIDENCE BY AGE

COUNTY OF RESIDENCE	TOTAL	0 - 12	13 - 17	18 - 24	25 - 34	35 - 44	45 - 54	55 - 64	65 & OVER
FLOYD	4	0	0	0	0	2	1	1	0
FOARD	4	0	0	0	1	1	0	2	0
FORT BEND	12	0	0	2	2	3	3	2	0
FRANKLIN	4	0	2	0	2	0	0	0	0
FREESTONE	10	0	0	3	1	1	0	2	3
FRIO	6	0	0	0	1	2	1	2	0
GAINES	4	0	0	0	1	1	0	1	1
GALVESTON	38	0	2	4	7	6	6	5	8
GARZA	3	0	0	1	0	1	1	0	0
GILLESPIE	23	0	0	2	3	0	2	4	12
GLASS COCK	0	0	0	0	0	0	0	0	0
GOLIAD	1	0	0	0	0	0	1	0	0
GONZALES	13	0	1	1	1	3	0	4	3
GRAY	17	0	0	3	3	3	1	4	3
GRAYSON	45	0	2	3	7	3	8	8	14
GREGG	47	2	3	7	9	7	6	5	8
GRIMES	14	0	0	0	3	3	3	1	4
GUADALUPE	15	0	0	1	2	0	4	4	4
HALE	24	0	3	2	5	2	4	6	2
HALL	10	0	0	1	0	0	3	0	6
HAMILTON	4	0	1	0	0	0	1	0	2
HANSFORD	1	0	1	0	0	0	0	0	0
HARDEMAN	9	0	0	0	0	1	1	4	3
HARDIN	22	1	3	4	2	3	3	1	5
HARRIS	508	4	32	85	138	77	62	51	59
HARRISON	20	0	1	4	3	4	1	4	3
HARTLEY	0	0	0	0	0	0	0	0	0
HASKELL	6	0	0	0	3	1	1	0	1
HAYS	11	1	1	1	3	1	1	1	2
HEMPHILL	1	0	0	0	0	0	1	0	0
HENDERSON	24	2	0	5	3	2	1	6	5
HIDALGO	30	0	4	2	5	5	4	8	2
HILL	10	0	0	1	1	1	1	3	3
HOCKLEY	3	0	0	0	1	1	0	0	1
HOOB	2	0	0	0	0	0	0	1	1
HOPKINS	16	0	0	0	0	3	5	4	4
HOUSTON	12	0	1	1	3	0	3	3	1
HOWARD	56	1	1	5	10	11	10	8	10

RESIDENTS  
TEXAS STATE MENTAL HOSPITALS  
AS OF  
08/31/79

COUNTY OF RESIDENCE BY AGE

COUNTY OF RESIDENCE	TOTAL	0 - 12	13 - 17	18 - 24	25 - 34	35 - 44	45 - 54	55 - 64	65 & OVER
HUDSPETH	2	0	0	0	1	0	0	1	0
HUNT	37	0	1	4	3	4	8	5	12
HUTCHINSON	14	0	1	3	3	1	2	1	3
IRION	0	0	0	0	0	0	0	0	0
JACK	4	0	0	0	0	0	2	1	1
JACKSON	3	0	0	0	1	0	0	0	2
JASPER	14	0	1	2	3	4	2	2	0
JEFF DAVIS	0	0	0	0	0	0	0	0	0
JEFFERSON	110	1	6	17	13	25	19	14	15
JIM HOGG	2	0	0	0	0	0	0	2	0
JIM WELLS	6	0	0	2	1	0	2	1	0
JOHNSON	8	0	0	1	1	1	2	1	2
JONES	13	0	1	3	1	0	2	4	2
KARNES	10	0	0	0	1	1	1	4	3
KAUFMAN	41	0	1	1	3	6	6	6	18
KENDALL	5	0	0	0	0	1	1	2	1
KENEDY	0	0	0	0	0	0	0	0	0
KENT	1	0	0	0	0	0	1	0	0
KEAR	95	0	1	4	2	11	8	11	58
KIMBLE	11	0	0	0	2	1	3	0	5
KING	0	0	0	0	0	0	0	0	0
KINNEY	1	0	0	0	0	0	1	0	0
KLEBERG	8	0	0	0	1	1	2	3	1
KNOX	7	0	0	0	0	2	1	2	2
LAMAR	25	0	1	4	1	4	5	3	7
LAMB	6	0	0	1	0	0	2	1	2
LAMPASAS	8	0	3	2	0	1	1	0	1
LASALLE	3	0	0	0	2	0	0	0	1
LAVACA	6	0	0	1	1	0	0	2	2
LEE	1	0	0	0	0	0	0	1	0
LEON	8	0	0	0	1	2	1	1	3
LIBERTY	14	0	1	1	2	3	1	2	4
LIMESTONE	13	0	1	0	2	1	3	5	1
LIPSCOMB	2	0	0	0	0	0	0	1	1
LIVE OAK	4	0	0	0	1	0	1	1	1
LLANO	17	0	0	0	1	1	4	3	8
LOVING	0	0	0	0	0	0	0	0	0
LUBBOCK	79	0	3	9	12	20	11	19	5

RESIDENTS  
TEXAS STATE MENTAL HOSPITALS  
AS OF  
08/31/79

COUNTY OF RESIDENCE BY AGE

COUNTY OF RESIDENCE	TOTAL	0 - 12	13 - 17	18 - 24	25 - 34	35 - 44	45 - 54	55 - 64	65 & OVER
LYNN	6	0	0	1	1	2	0	1	1
MCCULLOCH	6	0	0	1	0	0	0	4	1
MCLENNAN	50	0	3	8	11	5	6	7	10
MC MULLEN	0	0	0	0	0	0	0	0	0
MADISON	3	0	0	0	0	2	0	1	0
MARION	6	0	0	1	1	2	1	1	0
MARTIN	4	0	0	0	0	2	0	1	1
MASON	13	0	0	0	2	1	2	1	7
MATAGORDA	14	0	0	5	1	1	3	1	3
MAVERICK	7	0	0	0	2	3	0	1	1
MEDINA	12	0	0	1	2	1	0	4	4
MENARD	6	0	0	0	1	1	0	3	1
MIDLAND	27	1	2	3	4	7	2	2	6
MILAM	16	0	0	0	4	0	1	2	9
MILLS	0	0	0	0	0	0	0	0	0
MITCHELL	8	0	0	0	2	1	2	0	3
MONTAGUE	14	0	0	1	2	6	1	3	1
MONTGOMERY	32	0	2	5	10	3	3	4	5
MOORE	9	0	0	1	0	2	1	3	2
MORRIS	7	0	0	1	1	0	2	1	2
MOTLEY	1	0	0	0	0	0	1	0	0
NACOGDOCHES	21	1	0	4	4	3	4	4	1
NAVARRO	21	0	0	1	3	4	2	4	7
NEWTON	5	0	0	2	0	1	0	0	2
NOLAN	7	0	0	0	0	2	2	2	1
NUECES	66	1	4	6	15	12	9	14	5
OCHILTREE	10	0	0	1	3	2	1	3	0
OLDHAM	1	0	0	0	0	1	0	0	0
ORANGE	21	1	3	1	6	3	1	4	2
PALO PINTO	20	1	1	2	5	2	4	2	3
PANOLA	9	1	0	1	3	1	0	1	2
PARKER	18	0	0	1	1	3	2	3	8
PARMER	3	0	0	0	0	1	0	2	0
PECOS	7	0	0	1	0	0	2	2	2
POLK	24	0	1	0	7	1	3	7	5
POTTER	57	0	2	7	13	5	9	8	13
PRESIDIO	4	0	1	0	0	0	1	1	1
RAINS	1	0	0	0	1	0	0	0	0

RESIDENTS  
TEXAS STATE MENTAL HOSPITALS  
AS OF  
08/31/79

COUNTY OF RESIDENCE BY AGE

COUNTY OF RESIDENCE	TOTAL	0 - 12	13 - 17	18 - 24	25 - 34	35 - 44	45 - 54	55 - 64	65 & OVER
RANDALL	12	0	0	6	3	1	0	1	1
REAGAN	3	0	0	0	1	0	0	1	1
REAL	7	0	0	0	0	2	1	1	3
RED RIVER	11	0	0	0	1	1	1	2	6
REEVES	9	0	0	1	2	0	1	2	3
REFUGIO	4	0	0	0	1	1	0	2	0
ROBERTS	0	0	0	0	0	0	0	0	0
ROBERTSON	7	0	0	1	1	1	2	2	0
ROCKWALL	5	0	0	1	0	1	0	1	2
RUNNELS	6	0	1	0	0	0	2	1	2
RUSK	34	0	1	3	6	8	5	2	9
SABINE	6	0	0	0	1	1	1	1	2
SAN AUGUSTINE	10	1	1	1	1	5	0	0	1
SAN JACINTO	6	0	0	1	2	0	1	1	1
SAN PATRICIO	24	0	0	2	4	9	5	1	3
SAN SABA	2	0	0	0	0	2	0	0	0
SCHLEICHER	4	0	0	0	0	0	1	1	2
SCURRY	9	0	0	1	1	1	1	4	1
SHACKELFORD	1	0	0	0	0	0	0	1	0
SHELBY	13	1	0	1	1	3	1	3	3
SHERMAN	0	0	0	0	0	0	0	0	0
SMITH	63	0	3	6	12	11	11	4	16
SOMERVELL	2	0	0	1	0	0	0	1	0
STARR	6	0	0	1	1	1	1	1	1
STEPHENS	5	0	0	1	1	1	2	0	0
STERLING	1	0	0	0	1	0	0	0	0
STONEWALL	1	0	0	0	0	0	0	0	1
SUTTON	3	0	0	1	0	0	0	0	2
SMISHER	4	0	0	1	0	1	0	1	1
TARRANT	245	3	12	32	56	31	29	39	43
TAYLOR	44	1	4	15	4	6	6	5	3
TERRELL	0	0	0	0	0	0	0	0	0
TERRY	6	0	1	1	0	2	1	1	0
THROCKMORTON	2	0	0	0	0	1	1	0	0
TITUS	7	0	0	2	2	0	0	1	2
TOM GREEN	45	0	1	5	9	4	12	6	8
TRAVIS	224	7	10	34	65	25	35	22	26
TRINITY	5	0	0	1	1	1	1	1	0

RESIDENTS  
TEXAS STATE MENTAL HOSPITALS  
AS OF  
08/31/79

COUNTY OF RESIDENCE BY AGE

COUNTY OF RESIDENCE	TOTAL	0 - 12	13 - 17	18 - 24	25 - 34	35 - 44	45 - 54	55 - 64	65 & OVER
TYLER	4	0	0	1	1	0	2	0	0
OPSHUR	10	0	0	0	2	5	2	1	0
UPTON	5	0	0	1	0	2	0	0	2
UVALDE	6	0	0	1	2	0	1	0	2
VAL VERDE	6	0	0	1	1	0	0	3	1
VAN ZANDT	26	1	0	1	2	2	4	9	7
VICTORIA	14	0	0	2	2	3	2	3	2
WALKER	19	0	0	4	5	3	1	2	4
WALLER	0	0	0	0	0	0	0	0	0
WARD	7	0	0	1	2	0	1	3	0
WASHINGTON	6	0	0	1	0	1	1	1	2
WEBB	18	0	0	3	4	2	4	4	1
WHARTON	26	0	0	1	4	0	1	6	14
WHEELER	6	0	0	0	0	2	1	0	3
WICHITA	161	2	4	9	21	25	25	38	37
WILBARGER	37	0	0	1	2	4	9	9	12
WILLACY	6	0	0	0	2	1	3	0	0
WILLIAMSON	28	0	2	1	3	3	8	7	4
WILSON	9	0	0	0	3	2	2	2	0
WINKLER	1	0	0	1	0	0	0	0	0
WISE	8	0	0	2	1	1	1	2	1
WOOD	19	0	2	1	3	2	5	1	5
YOAKUM	2	0	1	0	0	0	0	1	0
YOUNG	25	0	0	1	4	2	5	7	6
ZAPATA	1	0	0	0	0	1	0	0	0
ZAVALA	4	0	0	0	1	1	1	1	0
TEXAS COUNTY UNKNOWN	34	0	2	9	9	3	7	4	0
OUT OF STATE	69	0	0	21	15	17	5	3	8
NOT REPORTED	0	0	0	0	0	0	0	0	0
TOTAL	5523	52	267	685	985	812	770	857	1095



RESIDENTS  
TEXAS STATE MENTAL HOSPITALS  
AS OF  
08/31/79

COUNTY OF RESIDENCE BY FACILITY

COUNTY OF RESIDENCE	TOTAL	VERNON	RIO GR.	MM KERRVILLE	AUSTIN	RUSK	SAN ANTONIO	TERRELL	WICHITA FALLS	TRIMS	BIG SPRING
ANDERSON	19	0	0	0	1	18	0	0	0	0	0
ANDREWS	7	0	0	2	0	1	0	0	0	0	4
ANGELINA	37	1	0	0	0	35	0	0	1	0	0
ARANSAS	5	0	0	0	1	0	4	0	0	0	0
ARCHER	3	1	0	0	0	1	0	0	1	0	0
ARMSTRONG	0	0	0	0	0	0	0	0	0	0	0
ATASCOSA	14	0	0	1	0	0	13	0	0	0	0
AUSTIN	4	0	0	1	3	0	0	0	0	0	0
BAILEY	0	0	0	0	0	0	0	0	0	0	0
BANDERA	16	0	0	15	0	0	1	0	0	0	0
BASTROP	10	0	0	1	9	0	0	0	0	0	0
BAYLOR	4	3	0	1	0	0	0	0	0	0	0
BEE	17	0	0	1	0	0	16	0	0	0	0
BELL	43	14	0	6	20	3	0	0	0	0	0
BEXAR	449	2	0	37	4	20	383	1	0	0	2
BLANCO	2	0	0	0	2	0	0	0	0	0	0
BORDEN	1	0	0	1	0	0	0	0	0	0	0
BOSQUE	2	0	0	0	2	0	0	0	0	0	0
BOWIE	24	0	0	3	0	3	1	15	2	0	0
BRAZORIA	21	0	0	1	14	3	2	0	0	1	0
BRAZOS	17	1	0	0	14	2	0	0	0	0	0
BREWSTER	5	1	0	2	0	0	0	0	0	0	2
BRISCOE	0	0	0	0	0	0	0	0	0	0	0
BROOKS	4	0	0	0	0	0	4	0	0	0	0
BROWN	23	1	0	7	1	2	0	0	10	0	2
BURLESON	11	1	0	3	6	1	0	0	0	0	0
BURNET	1	0	0	0	1	0	0	0	0	0	0
CALDWELL	15	0	0	10	1	0	3	0	0	0	1
CALHOUN	3	0	0	0	1	0	2	0	0	0	0
CALLAHAN	7	2	0	1	0	0	0	0	3	0	1
CAMERON	40	0	15	6	1	2	16	0	0	0	0
CAMP	6	1	0	0	0	0	0	5	0	0	0
CARSON	6	6	0	0	0	0	0	0	0	0	0
CASS	12	0	0	2	0	1	0	9	0	0	0
CASTRO	4	3	0	0	0	0	0	0	1	0	0
CHAMBERS	3	0	0	0	0	3	0	0	0	0	0
CHEROKEE	43	0	0	0	1	42	0	0	0	0	0

RESIDENTS  
TEXAS STATE MENTAL HOSPITALS  
AS OF  
08/31/79

COUNTY OF RESIDENCE BY FACILITY

COUNTY OF RESIDENCE	TOTAL	VERNON	RIO GR.	MH KERRVILLE	AUSTIN	RUSK	SAN ANTONIO	TERRELL	WICHITA FALLS	TRIMS	BIG SPRING
CHILDRESS	10	10	0	0	0	0	0	0	0	0	0
CLAY	4	0	0	0	0	0	0	0	4	0	0
COCHRAN	4	0	0	1	0	0	0	1	0	0	2
COKE	1	0	0	1	0	0	0	0	0	0	0
COLEMAN	6	1	0	3	0	0	0	0	1	0	1
COLLIN	35	2	0	0	0	1	1	6	24	1	0
COLLINGSWORTH	4	4	0	0	0	0	0	0	0	0	0
COLORADO	15	0	0	0	0	1	13	1	0	0	0
COMAL	16	0	0	1	0	1	14	0	0	0	0
COMANCHE	15	2	0	2	0	0	1	0	10	0	0
CONCHO	1	0	0	0	0	0	0	0	0	0	1
COOKE	16	1	0	0	0	1	0	1	13	0	0
CORYELL	12	0	0	1	10	0	0	0	1	0	0
COTTE	5	5	0	0	0	0	0	0	0	0	0
CRANE	1	0	0	1	0	0	0	0	0	0	0
CROCKETT	0	0	0	0	0	0	0	0	0	0	0
CROSBY	1	0	0	0	0	0	0	0	0	0	1
CULBERSON	0	0	0	0	0	0	0	0	0	0	0
DALLAM	5	4	0	0	0	0	0	0	1	0	0
DALLAS	604	26	0	34	8	51	0	470	11	0	4
DAWSON	8	1	0	2	0	0	0	0	0	0	5
DEAF SMITH	7	6	0	0	0	1	0	0	0	0	0
DELTA	4	0	0	0	0	0	0	4	0	0	0
DENTON	50	7	0	1	0	1	0	7	34	0	0
DEWITT	22	0	0	5	1	0	16	0	0	0	0
DICKENS	4	4	0	0	0	0	0	0	0	0	0
DIMMIT	3	0	0	0	0	0	3	0	0	0	0
DONLEY	5	5	0	0	0	0	0	0	0	0	0
DUVAL	5	0	1	3	0	0	1	0	0	0	0
EASTLAND	15	2	0	1	0	0	0	1	10	0	1
ECTOR	25	2	0	6	1	4	0	0	0	0	12
EDWARDS	3	0	0	3	0	0	0	0	0	0	0
ELLIS	26	0	0	3	1	0	1	21	0	0	0
EL PASO	108	0	0	28	6	8	0	0	0	0	66
ERATH	15	0	0	1	0	0	0	0	13	0	1
FALLS	15	0	0	8	5	1	0	0	1	0	0
FANNIN	27	1	0	0	0	0	0	24	2	0	0

RESIDENTS  
TEXAS STATE MENTAL HOSPITALS  
AS OF  
08/31/79

COUNTY OF RESIDENCE BY FACILITY

COUNTY OF RESIDENCE	TOTAL	VERNON	RIO GR.	MM KERRVILLE	AUSTIN	RUSK	SAN ANTONIO	TERRELL	WICHITA FALLS	TRIMS	BIG SPRING
FAYETTE	9	0	0	0	6	0	3	0	0	0	0
FISHER	3	0	0	0	0	0	0	0	1	0	0
FLOYD	4	4	0	0	0	0	0	0	0	0	0
FOARD	4	4	0	0	0	0	0	0	0	0	0
FORT BEND	12	0	0	1	10	1	0	0	0	0	0
FRANKLIN	4	0	0	0	0	1	0	3	0	0	0
FREESTONE	10	0	0	0	1	9	0	0	0	0	0
FRID	6	0	0	0	0	0	6	0	0	0	0
GAINES	4	0	0	2	0	0	0	0	0	0	0
GALVESTON	38	1	0	7	28	1	1	0	0	0	2
GARZA	3	0	0	0	1	0	0	0	0	0	0
GILLESPIE	23	0	0	22	0	0	1	0	0	0	2
GLASSCOCK	0	0	0	0	0	0	0	0	0	0	0
GOLIAD	1	0	0	0	0	0	1	0	0	0	0
GONZALES	13	0	0	1	0	1	11	0	0	0	0
GRAY	17	15	0	0	0	0	0	0	0	0	2
GRAYSON	45	2	0	2	1	0	0	2	37	0	1
GREGG	47	2	0	1	1	43	0	0	0	0	0
GRIMES	14	0	0	3	10	1	0	0	0	0	0
GUADALUPE	15	0	0	2	0	0	13	0	0	0	0
HALE	24	18	0	0	0	0	0	1	3	0	2
HALL	10	10	0	0	0	0	0	0	0	0	0
HAMILTON	4	2	0	0	2	0	0	0	0	0	0
HANSFORD	1	1	0	0	0	0	0	0	0	0	0
HARDEMAN	9	9	0	0	0	0	0	0	0	0	0
HARDIN	22	0	0	1	0	21	0	0	0	0	0
HARRIS	508	9	0	39	360	42	10	1	2	42	3
HARRISON	20	0	0	1	0	18	0	0	1	0	0
HARTLEY	0	0	0	0	0	0	0	0	0	0	0
HASKELL	6	6	0	0	0	0	0	0	0	0	0
HAYS	11	1	0	2	7	1	0	0	0	0	0
HEMPHILL	1	1	0	0	0	0	0	0	0	0	0
HENDERSON	24	0	0	1	0	21	0	2	0	0	0
HIDALGO	30	4	9	3	1	1	10	0	0	0	2
HILL	10	1	0	2	4	0	0	2	1	0	0
HOCKLEY	3	0	0	1	0	0	0	0	0	0	2
HOOD	2	0	0	0	0	0	0	0	2	0	0







RESIDENTS  
TEXAS STATE MENTAL HOSPITALS  
AS OF  
08/31/79

COUNTY OF RESIDENCE BY FACILITY

COUNTY OF RESIDENCE	TOTAL	VERNON	RIO GR.	MH KERRVILLE	AUSTIN	RUSK	SAN ANTONIO	TERRELL	WICHITA FALLS	TRIMS	BIG SPRING
TERRY	6	0	0	0	0	0	0	0	0	0	6
THROCKMORTON	2	2	0	0	0	0	0	0	0	0	0
TITUS	7	0	0	0	0	0	0	7	0	0	0
TOM GREEN	45	0	0	9	0	1	0	0	0	0	35
TRAVIS	224	5	0	22	174	17	3	1	0	0	2
TRINITY	5	0	0	0	0	5	0	0	0	0	0
TYLER	4	0	0	0	0	4	0	0	0	0	0
UPSHUR	10	0	0	0	0	0	0	9	1	0	0
UPTON	5	0	0	1	0	0	0	0	0	0	4
UVALDE	6	0	0	1	0	0	5	0	0	0	0
VAL VERDE	6	0	0	1	0	0	5	0	0	0	0
VAN ZANDT	26	0	0	3	0	0	0	23	0	0	0
VICTORIA	14	0	0	1	0	1	12	0	0	0	0
WALKER	19	0	0	1	0	17	1	0	0	0	0
WALLER	0	0	0	0	0	0	0	0	0	0	0
WARD	7	0	0	1	0	0	0	0	0	0	6
WASHINGTON	6	0	0	1	4	1	0	0	0	0	0
WEBB	18	0	7	1	1	0	9	0	0	0	0
WHAARTON	26	0	0	10	1	0	15	0	0	0	0
WHEELER	6	6	0	0	0	0	0	0	0	0	0
WICHITA	161	23	0	4	0	7	0	0	127	0	0
WILBARGER	37	35	0	0	0	1	0	0	1	0	0
WILLACY	6	0	1	0	0	0	5	0	0	0	0
WILLIAMSON	28	2	0	1	24	0	0	1	0	0	0
WILSON	9	0	0	0	1	0	8	0	0	0	0
WINKLER	1	0	0	0	0	0	0	0	0	0	1
WISE	8	1	0	0	0	0	0	0	7	0	0
WOOD	19	1	0	0	0	1	0	17	0	0	0
YOAKUM	2	0	0	0	0	0	0	0	0	0	2
YOUNG	25	23	0	0	0	1	0	0	1	0	0
ZAPATA	1	0	1	0	0	0	0	0	0	0	0
ZAVALA	4	0	0	0	0	0	4	0	0	0	0
TEXAS COUNTY UNKNOWN	34	0	0	0	13	16	2	3	0	0	0
OUT OF STATE	69	1	0	4	10	13	23	14	4	0	0
NOT REPORTED	0	0	0	0	0	0	0	0	0	0	0
TOTAL	5523	464	42	646	857	889	786	803	594	46	396

SUMMARY CLIENT MOVEMENT  
TEXAS STATE MENTAL HOSPITALS  
DURING THE PERIOD FROM  
09/01/78 TO 08/31/79

BY COUNTY OF RESIDENCE/DESTINATION

COUNTY	RESIDENTS	FIRST ADMISSIONS	READMISSIONS	DIRECT ADMISSIONS	DISCHARGES
ANDERSON	19	54	55	109	106
ANDREWS	7	12	18	30	21
ANGELINA	37	68	80	148	143
ARANSAS	5	11	20	31	26
ARCHER	3	8	15	23	25
ARMSTRONG	0	0	3	3	0
ATASCOSA	14	21	27	48	49
AUSTIN	4	14	11	25	24
BAILEY	0	10	2	12	12
BANDERA	16	12	6	18	17
BASTROP	10	26	30	56	57
BAYLOR	4	11	9	20	22
BEE	17	27	30	57	42
BELL	43	123	70	193	211
BEJAR	449	762	1238	2000	2211
BLANCO	2	6	5	11	9
BORDEN	1	0	0	0	0
BOSQUE	2	3	1	4	4
BOWIE	24	31	24	55	45
BRAZORIA	21	62	34	96	91
BRAZOS	17	35	35	70	70
BREWSTER	5	11	6	17	9
BRISCOE	0	0	5	5	6
BROOKS	4	3	6	9	12
BROWN	23	38	25	63	53
BURLESON	11	12	9	21	19
BURNET	1	20	10	30	30
CALDWELL	15	14	20	34	36
CALHOUN	3	13	17	30	30
CALLAHAN	7	9	6	15	10
CAMERON	40	177	192	369	396
CAMP	6	5	8	13	3
CARSON	6	9	2	11	9
CASS	12	18	15	33	32
CASTRO	4	9	5	14	11
CHAMBERS	3	5	6	11	14
CHEROKEE	43	55	78	133	132



SUMMARY CLIENT MOVEMENT  
TEXAS STATE MENTAL HOSPITALS  
DURING THE PERIOD FROM  
09/01/78 TO 08/31/79

BY COUNTY OF RESIDENCE/DESTINATION

COUNTY	RESIDENTS	FIRST ADMISSIONS	READMISSIONS	DIRECT ADMISSIONS	DISCHARGES
CHILDRESS	10	14	7	21	23
CLAY	4	8	14	22	13
COCHRAN	4	3	0	3	3
COKE	1	2	3	5	4
COLEMAN	6	5	9	14	17
COLLIN	35	90	41	131	110
COLLINGSWORTH	4	9	3	12	11
COLORADO	15	22	29	51	49
COMAL	16	13	31	44	44
COMANCHE	15	12	2	14	13
CONCHO	1	5	0	5	4
COOKE	16	28	31	59	60
CORYELL	12	20	9	29	27
COTTE	5	7	3	10	12
CRANE	1	1	2	3	1
CROCKETT	0	3	5	8	11
CROSBY	1	3	0	3	4
CULBERSON	0	7	2	9	12
DALLAM	5	8	3	11	8
DALLAS	604	945	877	1822	1728
DAWSON	8	11	16	27	23
DEAF SMITH	7	11	3	14	15
DELTA	4	5	8	13	12
DENTON	50	115	60	175	176
DEWITT	22	19	22	41	26
DICKENS	4	4	3	7	5
DIMMIT	3	15	9	24	19
DONLEY	5	8	5	13	12
DUVAL	5	9	7	16	19
EASTLAND	15	12	14	26	24
ECTOR	25	53	44	97	110
EDWARDS	3	2	0	2	1
ELLIS	26	28	46	74	73
EL PASO	108	92	70	162	107
ERATH	15	16	12	28	18
FALLS	15	9	12	21	21
FANNIN	27	19	27	46	34

SUMMARY CLIENT MOVEMENT  
TEXAS STATE MENTAL HOSPITALS  
DURING THE PERIOD FROM  
09/01/78 TO 08/31/79

BY COUNTY OF RESIDENCE/DESTINATION

COUNTY	RESIDENTS	FIRST ADMISSIONS	READMISSIONS	DIRECT ADMISSIONS	DISCHARGES
FAYETTE	9	11	12	23	18
FISHER	3	5	9	14	8
FLOYD	4	6	1	7	9
FOARD	4	1	6	7	9
FORT BEND	12	37	34	71	58
FRANKLIN	4	10	10	20	14
FREESTONE	10	11	16	27	24
FRIED	6	9	13	22	22
GAINES	4	12	8	20	20
GALVESTON	38	37	36	73	81
GARZA	3	15	5	20	15
GILLESPIE	23	15	13	28	31
GLASS COCK	0	1	0	1	2
GOLIAD	1	4	1	5	6
GONZALES	13	25	23	48	37
GRAY	17	28	18	46	47
GRAYSON	45	74	73	147	130
GREGG	47	93	92	185	175
GRIMES	14	6	12	18	14
GUADALUPE	15	27	40	67	56
HALE	24	33	16	49	63
HALL	10	11	11	22	25
HAMILTON	4	7	5	12	10
HANSFORD	1	6	2	8	6
HARDEMAN	9	8	6	14	16
HARDIN	22	22	44	66	54
HARRIS	508	1135	1029	2164	2140
HARRISON	20	21	26	47	39
HARTLEY	0	0	0	0	0
HASKELL	6	10	6	16	19
HAYS	11	36	36	72	60
HEMPHILL	1	3	1	4	7
HENDERSON	24	48	50	98	81
HIDALGO	30	61	65	126	118
HILL	10	6	8	14	8
HOCKLEY	3	7	13	20	17
HOOD	2	7	4	11	8

SUMMARY CLIENT MOVEMENT  
TEXAS STATE MENTAL HOSPITALS  
DURING THE PERIOD FROM  
09/01/78 TO 08/31/79

BY COUNTY OF RESIDENCE/DESTINATION

COUNTY	RESIDENTS	FIRST ADMISSIONS	READMISSIONS	DIRECT ADMISSIONS	DISCHARGES
HOPKINS	16	27	25	52	37
HOUSTON	12	11	32	43	33
HOWARD	56	93	186	279	277
HUOSPETH	2	3	1	4	1
HUNT	37	57	61	118	115
HUTCHINSON	14	24	7	31	30
IRION	0	2	5	7	4
JACK	4	6	7	13	12
JACKSON	3	7	10	17	14
JASPER	14	20	23	43	49
JEFF DAVIS	0	2	0	2	2
JEFFERSON	110	160	219	379	367
JIM HOGG	2	3	5	8	8
JIM WELLS	6	23	29	52	52
JOHNSON	8	27	10	37	32
JONES	13	26	15	41	37
KARNES	10	9	15	24	23
KAUFMAN	41	55	79	134	145
KENDALL	5	4	3	7	23
KENEDY	0	1	0	1	0
KENT	1	2	0	2	1
KERR	95	75	40	115	118
KIMBLE	11	6	8	14	15
KING	0	1	0	1	1
KINNEY	1	3	2	5	5
KLEBERG	8	32	19	51	47
KNOX	7	9	13	22	14
LAMAR	25	28	51	79	72
LAMB	6	16	4	20	21
LAMPASAS	8	20	17	37	29
LASALLE	3	3	9	12	12
LAVACA	6	8	12	20	22
LEE	1	8	10	18	18
LEON	8	12	13	25	14
LIBERTY	14	32	25	57	66
LIMESTONE	13	15	12	27	22
LIPSCOMB	2	4	2	6	4

SUMMARY CLIENT MOVEMENT  
TEXAS STATE MENTAL HOSPITALS  
DURING THE PERIOD FROM  
09/01/78 TO 08/31/79

BY COUNTY OF RESIDENCE/DESTINATION

COUNTY	RESIDENTS	FIRST ADMISSIONS	READMISSIONS	DIRECT ADMISSIONS	DISCHARGES
LIVE OAK	4	4	8	12	13
LLANO	17	8	8	16	23
LOVING	0	0	0	0	1
LUBBOCK	79	129	177	306	282
LYNN	6	5	3	8	3
MCCULLOCH	6	9	10	19	17
MCLENNAN	50	83	82	165	189
MC MULLEN	0	0	0	0	0
MADISON	3	8	3	11	10
MARION	6	9	8	17	12
MARTIN	4	5	8	13	12
MASON	13	8	16	24	15
MATAGORDA	14	34	34	68	61
MAYERICK	7	16	18	34	27
MEDINA	12	19	22	41	36
MENARD	6	4	7	11	6
MIDLAND	27	49	49	98	101
MILAM	16	24	35	59	52
MILLS	0	2	0	2	4
MITCHELL	8	10	15	25	25
MONTAGUE	14	13	28	41	36
MONTGOMERY	32	73	52	125	114
MOORE	9	15	3	18	20
MORRIS	7	13	17	30	23
MOTLEY	1	0	1	1	4
NACOGDOCHES	21	40	46	86	81
NAVARRO	21	29	36	65	58
NEWTON	5	15	21	36	25
NOLAN	7	17	19	36	29
NUECES	66	102	115	217	197
OCHILTREE	10	19	8	27	19
OLDHAM	1	0	1	1	2
ORANGE	21	29	46	75	73
PALO PINTO	20	51	25	76	61
PANOLA	9	16	14	30	29
PARKER	18	13	12	25	19
PARNER	3	1	1	2	5

SUMMARY CLIENT MOVEMENT  
TEXAS STATE MENTAL HOSPITALS  
DURING THE PERIOD FROM  
09/01/78 TO 08/31/79

BY COUNTY OF RESIDENCE/DESTINATION


COUNTY	RESIDENTS	FIRST ADMISSIONS	READMISSIONS	DIRECT ADMISSIONS	DISCHARGES
PECOS	7	11	6	17	6
POLK	24	29	35	64	54
POTTER	57	95	45	140	135
PRESIDIO	4	6	1	7	5
RAINS	1	5	6	11	12
RANDALL	12	22	12	34	34
REAGAN	3	5	6	11	12
REAL	7	4	6	10	8
RED RIVER	11	8	10	18	21
REEVES	9	24	20	44	31
REFUGIO	4	6	6	12	10
ROBERTS	0	0	1	1	0
ROBERTSON	7	10	5	15	21
ROCKWALL	5	5	9	14	19
RUNNELS	6	11	5	16	16
RUSK	34	50	56	106	86
SABINE	6	9	6	15	18
SAN AUGUSTINE	10	14	23	37	36
SAN JACINTO	6	20	6	26	22
SAN PATRICIO	24	51	57	108	90
SAN SABA	2	3	3	6	8
SCHLEICHER	4	1	2	3	3
SCURRY	9	24	35	59	48
SHACKELFORD	1	4	2	6	8
SHELBY	13	30	31	61	64
SHERMAN	0	1	0	1	2
SMITH	63	102	119	221	233
SOMERVELL	2	1	2	3	3
STARR	6	13	20	33	31
STEPHENS	5	12	8	20	22
STERLING	1	1	1	2	0
STONEWALL	1	0	4	4	7
SUTTON	3	6	5	11	11
SWISHER	4	13	6	19	21
TARRANT	245	258	285	543	522
TAYLOR	44	125	118	243	261
TERRELL	0	2	0	2	3

SUMMARY CLIENT MOVEMENT  
TEXAS STATE MENTAL HOSPITALS  
DURING THE PERIOD FROM  
09/01/78 TO 08/31/79

BY COUNTY OF RESIDENCE/DESTINATION

COUNTY	RESIDENTS	FIRST ADMISSIONS	READMISSIONS	DIRECT ADMISSIONS	DISCHARGES
TERRY	6	23	17	40	32
THROCKMORTON	2	2	4	6	7
TITUS	7	22	17	39	47
TOM GREEN	45	86	113	199	196
TRAVIS	224	446	789	1235	1314
TRINITY	5	13	17	30	29
TYLER	4	4	11	15	17
UPSHUR	10	17	22	39	38
UPTON	5	6	3	9	6
UVALDE	6	11	16	27	19
VAL VERDE	6	27	20	47	45
VAN ZANDT	26	39	44	83	79
VICTORIA	14	41	38	79	73
WALKER	19	25	32	57	90
WALLER	0	7	12	19	20
WARD	7	29	26	55	47
WASHINGTON	6	17	13	30	26
WEBB	18	60	71	131	122
WHARTON	26	30	30	60	49
WHEELER	6	5	4	9	7
WICHITA	161	185	345	530	563
WILBARGER	37	44	36	80	89
WILLACY	6	7	11	18	12
WILLIAMSON	28	56	48	104	116
WILSON	9	13	21	34	33
WINKLER	1	13	15	28	27
WISE	8	26	19	45	40
WOOD	19	35	31	66	59
YUAKUM	2	9	12	21	14
YOUNG	25	44	22	66	60
ZAPATA	1	2	6	8	12
ZAVALA	4	5	11	16	16
TEXAS COUNTY UNKNOWN	34	88	66	154	58
OUT OF STATE	69	337	79	416	492
NOT REPORTED	0	0	0	0	0
<b>TOTAL</b>	<b>5523</b>	<b>9636</b>	<b>10196</b>	<b>19832</b>	<b>19546</b>

II. TEXAS STATE SCHOOLS FOR THE MENTALLY RETARDED





TEXAS STATE SCHOOLS FOR THE MENTALLY RETARDED  
MOVEMENT COMPARISON TO PREVIOUS YEAR

M O V E M E N T	FISCAL YEAR 1978*	FISCAL YEAR 1979	PERCENT CHANGE
<b>ADDITIONS:</b>			
DIRECT ADMISSIONS	610	615	+ 0.82
ADMISSIONS FROM REGISTER FOR STATE SCHOOL PLACEMENT**	250**	286**	+ 14.40**
PERMANENT & TEMPORARY TRANSFERS-IN	267	157	- 41.20
<b>TOTAL ADDITIONS</b>	<b>877</b>	<b>772</b>	<b>- 11.97</b>
<b>SEPARATIONS:</b>			
DISCHARGES	772	834	+ 8.03
PERMANENT TRANSFERS-OUT & DEATHS	460	324	- 29.57
<b>TOTAL SEPARATIONS</b>	<b>1232</b>	<b>1158</b>	<b>- 6.01</b>
<b>IN RESIDENCE AT END OF FISCAL YEAR</b>	<b>10479</b>	<b>10141</b>	<b>- 3.23</b>

\*FIGURES MAY DIFFER FROM "DATA BOOK 1978 VOLUME A" DUE TO DATA RECEIVED AFTER PUBLICATION.

\*\*ADMISSIONS FROM REGISTER FOR STATE SCHOOL PLACEMENT ARE INCLUDED IN DIRECT ADMISSIONS.

NOTE: EXCLUDED FROM THIS TABLE FOR FISCAL YEAR 1979 ARE 23 REGISTER PLACEMENTS IN NON-STATE SCHOOL FACILITIES: 20 IN THE RUSK STATE HOSPITAL MR UNIT; 3 IN THE EL PASO CENTER FOR HUMAN DEVELOPMENT.

TOTAL CLIENT MOVEMENT BY FACILITY  
 TEXAS STATE SCHOOLS FOR THE MENTALLY RETARDED  
 DURING THE PERIOD FROM  
 09/01/78 TO 08/31/79

	TOTAL	RIO GR.	MR DENTON	FORT WORTH	RICH MOND	LUFKIN	CORPUS CHRISTI	SAN ANGELO	MEXIA	TRAVIS	ABILENE	AUSTIN	LUB BOCK	BREN HAM	SAN ANTONIO
BEGINNING CASELOAD	11766	142	1327	451	1016	751	561	707	1629	1448	1384	1190	601	439	120
RESIDENTS	10479	113	1137	401	925	666	492	654	1458	1270	1290	1042	509	408	114
ON FURLOUGH/UD/ CONSIGNMENT	1287	29	190	50	91	85	69	53	171	178	94	148	92	31	6
MOVEMENT IN															
DIRECT ADMISSIONS	615	39	5	232	42	0	45	16	51	8	71	17	46	43	0
FIRST ADMISSIONS	390	28	3	93	32	0	25	15	33	7	59	13	40	42	0
READMISSIONS	225	11	2	139	10	0	20	1	18	1	12	4	6	1	0
TRANSFERS IN	157	9	2	0	6	3	6	25	7	0	4	4	2	10	79
PERMANENT	152	8	2	0	4	3	6	25	7	0	4	2	2	10	79
TEMPORARY	5	1	0	0	2	0	0	0	0	0	0	2	0	0	0
ALL ADDITIONS	772	48	7	232	48	3	51	41	58	8	75	21	48	53	79
RETURN FROM FUR/UD/CONSIGNMENT	11481	202	1810	570	1398	963	489	362	1270	677	860	1144	768	803	165
MOVEMENT OUT															
DISCHARGES	834	31	63	215	35	35	54	52	132	71	65	30	30	21	0
PERMANENT TRANSFER OUT	163	0	17	0	9	7	4	1	9	16	1	89	4	6	0
DEATH IN INSTITUTION	102	0	11	2	7	6	7	10	13	12	19	3	11	1	0
DEATH OUT OF INSTITUTION	59	0	2	1	4	0	0	2	9	19	2	13	2	5	0
TOTAL SEPARATIONS	1158	31	93	218	55	48	65	65	163	118	87	135	47	33	0
ENDING CASELOAD	11380	159	1241	465	1009	706	547	683	1524	1338	1372	1076	602	459	199
RESIDENTS	10141	115	1085	407	902	642	483	617	1387	1184	1269	920	512	424	194
ON FURLOUGH/UD/ CONSIGNMENT	1239	44	156	58	107	64	64	66	137	154	103	156	90	35	5

DIRECT ADMISSIONS  
TEXAS STATE SCHOOLS FOR THE MENTALLY RETARDED  
DURING THE PERIOD FROM  
09/01/78 TO 08/31/79

## SEX AND ETHNICITY BY FACILITY

	TOTAL	RIO GR.	MR DENTON	FORT WORTH	RICH MOND	LUFKIN	CORPUS CHRISTI	SAN ANGELO	MEXIA	TRAVIS	ABILENE	AUSTIN	LUB BOCK	BREN HAM	SAN ANTONIO	
<b>SEX</b>																
MALE	359	19	3	146	22	0	26	10	31	7	33	11	35	16	0	
FEMALE	256	20	2	86	20	0	19	6	20	1	38	6	11	27	0	
TOTAL	615	39	5	232	42	0	45	16	51	8	71	17	46	43	0	
<b>ETHNICITY</b>																
WHITE	405	11	5	166	22	0	21	13	40	5	51	8	32	31	0	
SPANISH SURNAME	90	23	0	14	6	0	21	1	1	1	7	7	8	1	0	
BLACK	110	5	0	46	13	0	3	2	10	2	11	2	5	11	0	
OTHER	10	0	0	6	1	0	0	0	0	0	2	0	1	0	0	
TOTAL	615	39	5	232	42	0	45	16	51	8	71	17	46	43	0	

DIRECT ADMISSIONS  
TEXAS STATE SCHOOLS FOR THE MENTALLY RETARDED  
DURING THE PERIOD FROM  
09/01/78 TO 08/31/79

## AGE BY FACILITY

AGE	RIO		FORT WORTH	RICH MOND	CORPUS		SAN ANGELO	MEXIA	TRAVIS	ABILENE	AUSTIN	LUB BOCK	BREN HAM	SAN ANTONIO	
	TOTAL	GR.			MR DENTON	CHRISTI									
1 OR LESS	11	0	1	2	1	0	0	0	0	0	1	0	5	1	0
2	12	0	0	11	0	0	0	0	0	0	0	0	1	0	0
3	10	0	0	7	0	0	0	0	0	0	1	0	0	2	0
4	12	0	0	3	0	0	3	0	1	0	5	0	0	0	0
5	26	0	0	13	3	0	0	0	1	0	4	1	1	3	0
6	32	0	0	22	3	0	1	0	1	0	4	0	0	1	0
7	31	0	0	17	4	0	1	0	0	0	6	0	1	2	0
8	27	0	0	11	2	0	4	0	1	0	3	0	2	4	0
9	32	0	0	10	1	0	1	0	6	0	4	0	2	8	0
10	29	0	0	9	2	0	5	0	6	0	2	0	4	1	0
11	33	2	0	14	1	0	5	0	3	0	3	0	0	5	0
12	32	3	0	12	3	0	3	0	0	0	1	2	6	2	0
13	34	4	0	10	3	0	1	0	5	0	5	1	5	0	0
14	24	3	0	6	3	0	0	0	3	1	2	1	4	1	0
15	24	2	0	9	0	0	0	0	2	0	7	0	3	1	0
16	31	4	1	8	0	0	6	0	2	0	2	0	6	2	0
17	17	2	0	3	0	0	0	0	0	1	6	1	1	3	0
18	21	3	0	5	1	0	2	0	2	0	2	4	1	1	0
19	13	3	0	4	3	0	0	0	2	0	0	1	0	0	0
20	6	0	0	5	0	0	0	0	0	0	0	0	0	1	0
21	11	0	0	8	1	0	0	0	0	0	1	0	0	1	0
22	16	2	0	3	2	0	1	0	2	3	2	0	1	0	0
23	5	1	0	2	2	0	0	0	0	0	0	0	0	0	0
24	11	0	1	6	0	0	0	0	2	0	1	0	0	1	0
25	11	2	0	2	2	0	0	0	3	0	2	0	0	0	0
26	5	0	0	2	0	0	3	0	0	0	0	0	0	0	0
27	8	1	0	4	1	0	0	0	0	1	0	0	0	1	0
28	5	1	0	2	0	0	0	0	0	1	0	1	0	0	0
29	6	0	0	3	1	0	1	0	0	0	0	1	0	0	0
30	5	2	0	1	0	0	2	0	0	0	0	0	0	0	0
31	7	0	0	1	1	0	1	0	2	0	0	1	1	0	0
32	6	0	0	2	0	0	1	1	0	0	1	0	0	1	0
33	5	0	0	1	1	0	0	2	0	0	0	0	0	1	0
34	4	0	0	1	0	0	2	1	0	0	0	0	0	0	0
35	4	0	0	2	0	0	0	0	1	1	0	0	0	0	0
36	9	0	2	2	0	0	1	3	0	0	0	0	1	0	0
37	8	1	0	5	0	0	1	1	0	0	0	0	0	0	0
38	4	1	0	0	0	0	0	1	1	0	0	0	1	0	0
39	3	1	0	0	0	0	0	0	0	0	1	1	0	0	0
40	2	0	0	0	0	0	0	1	0	0	1	0	0	0	0

DIRECT ADMISSIONS  
TEXAS STATE SCHOOLS FOR THE MENTALLY RETARDED  
DURING THE PERIOD FROM  
09/01/78 TO 08/31/79

## AGE BY FACILITY

AGE	TOTAL	RIO			FORT WORTH	RICH MOND	CORPUS CHRISTI			SAN ANGELO	MEXIA	TRAVIS	ABILENE	AUSTIN	LUB BOCK	BREN HAM	SAN ANTONIO
		GR.	MR	DENTON			LUFKIN	CHRISTI									
41	4	1	0	0	0	0	0	0	1	2	0	0	0	0	0	0	
42	1	0	0	0	0	0	0	0	0	1	0	0	0	0	0	0	
43	2	0	0	0	0	0	0	0	0	0	0	0	2	0	0	0	
44	0	0	0	0	0	0	0	0	0	0	0	0	0	0	0	0	
45	2	0	0	0	0	0	0	0	1	0	0	1	0	0	0	0	
46	0	0	0	0	0	0	0	0	0	0	0	0	0	0	0	0	
47	0	0	0	0	0	0	0	0	0	0	0	0	0	0	0	0	
48	4	0	0	3	0	0	0	0	0	0	0	1	0	0	0	0	
49	1	0	0	0	0	0	0	0	1	0	0	0	0	0	0	0	
50	0	0	0	0	0	0	0	0	0	0	0	0	0	0	0	0	
51	0	0	0	0	0	0	0	0	0	0	0	0	0	0	0	0	
52	1	0	0	0	0	0	0	0	1	0	0	0	0	0	0	0	
53	0	0	0	0	0	0	0	0	0	0	0	0	0	0	0	0	
54	2	0	0	0	0	0	0	0	0	0	0	2	0	0	0	0	
55	0	0	0	0	0	0	0	0	0	0	0	0	0	0	0	0	
56	0	0	0	0	0	0	0	0	0	0	0	0	0	0	0	0	
57	2	0	0	1	0	0	0	0	1	0	0	0	0	0	0	0	
58	0	0	0	0	0	0	0	0	0	0	0	0	0	0	0	0	
59	1	0	0	0	0	0	0	0	1	0	0	0	0	0	0	0	
60	1	0	0	0	1	0	0	0	0	0	0	0	0	0	0	0	
61	0	0	0	0	0	0	0	0	0	0	0	0	0	0	0	0	
62	0	0	0	0	0	0	0	0	0	0	0	0	0	0	0	0	
63	2	0	0	0	0	0	0	0	0	2	0	0	0	0	0	0	
64	0	0	0	0	0	0	0	0	0	0	0	0	0	0	0	0	
65	0	0	0	0	0	0	0	0	0	0	0	0	0	0	0	0	
66	0	0	0	0	0	0	0	0	0	0	0	0	0	0	0	0	
67	0	0	0	0	0	0	0	0	0	0	0	0	0	0	0	0	
68	0	0	0	0	0	0	0	0	0	0	0	0	0	0	0	0	
69	0	0	0	0	0	0	0	0	0	0	0	0	0	0	0	0	
70	0	0	0	0	0	0	0	0	0	0	0	0	0	0	0	0	
71	0	0	0	0	0	0	0	0	0	0	0	0	0	0	0	0	
72	0	0	0	0	0	0	0	0	0	0	0	0	0	0	0	0	
73	0	0	0	0	0	0	0	0	0	0	0	0	0	0	0	0	
74	0	0	0	0	0	0	0	0	0	0	0	0	0	0	0	0	
75 & OVER	0	0	0	0	0	0	0	0	0	0	0	0	0	0	0	0	
TOTAL	615	39	5	232	42	0	45	16	51	8	71	17	46	43	0	0	

DIRECT ADMISSIONS  
TEXAS STATE SCHOOLS FOR THE MENTALLY RETARDED  
DURING THE PERIOD FROM  
09/01/78 TO 08/31/79

TYPE OF COMMITMENT BY FACILITY

TYPE OF COMMITMENT	TOTAL	RIO GR.	MR DENTON	FORT WORTH	RICH MOND	LUFKIN	CORPUS CHRISTI	SAN ANGELO	MEXIA	TRAVIS	ABILENE	AUSTIN	LUB BOCK	BREN HAM	SAN ANTONIO
<b>VOLUNTARY</b>															
NUMBER	339	16	2	103	32	0	19	13	40	4	54	7	11	38	0
PERCENT	55.12	41.03	40.00	44.40	76.19	0.00	42.22	81.25	78.43	50.00	76.06	41.18	23.91	88.37	0.00
<b>INVOLUNTARY</b>															
NUMBER	233	23	0	125	8	0	2	3	10	4	13	5	35	5	0
PERCENT	37.89	58.97	0.00	53.88	19.05	0.00	4.44	18.75	19.61	50.00	18.31	29.41	76.09	11.63	0.00
<b>CRISIS INTERVENTION</b>															
NUMBER	43	0	3	4	2	0	24	0	1	0	4	5	0	0	0
PERCENT	6.99	0.00	60.00	1.72	4.76	0.00	53.34	0.00	1.96	0.00	5.63	29.41	0.00	0.00	0.00
<b>NOT REPORTED</b>															
NUMBER	0	0	0	0	0	0	0	0	0	0	0	0	0	0	0
PERCENT	0.00	0.00	0.00	0.00	0.00	0.00	0.00	0.00	0.00	0.00	0.00	0.00	0.00	0.00	0.00
<b>TOTAL</b>															
NUMBER	615	39	5	232	42	0	45	16	51	8	71	17	46	43	0
PERCENT	100.00	6.34	0.81	37.72	6.83	0.00	7.32	2.60	8.29	1.30	11.54	2.76	7.48	6.99	0.00

DIRECT ADMISSIONS  
TEXAS STATE SCHOOLS FOR THE MENTALLY RETARDED  
DURING THE PERIOD FROM  
09/01/78 TO 08/31/79

INTELLIGENCE QUOTIENT AND ADAPTIVE BEHAVIOR LEVEL BY FACILITY

I. Q. SCORE	TOTAL	RIO GR.	MR DENTON	FORT WORTH	RICH MOND LUFKIN	CORPUS CHRISTI	SAN ANGELO	MEXIA	TRAVIS	ABILENE	AUSTIN	LUB BOCK	BREN HAM	SAN ANTONIO	
0 - 19	99	3	0	22	12	0	5	2	4	1	18	4	6	22	0
20 - 34	73	6	0	13	7	0	6	4	4	0	18	3	4	8	0
35 - 49	73	8	0	16	2	0	4	8	11	4	10	0	6	4	0
50 - 69	38	4	0	8	3	0	1	0	3	0	10	3	4	2	0
70 - 80	2	0	0	1	0	0	0	0	0	0	0	0	1	0	0
OVER 80	3	0	0	0	0	0	0	0	1	0	0	0	2	0	0
OTHER MEAS. OF INTELL. FUNCT.	82	8	2	9	12	0	5	2	8	0	14	5	12	5	0
NOT REPORTED	245	10	3	163	6	0	24	0	20	3	1	2	11	2	0
TOTAL	615	39	5	232	42	0	45	16	51	8	71	17	46	43	0
ADAPTIVE BEHAVIOR LEVEL															
PROFOUND	131	6	2	19	21	0	10	2	9	1	19	5	13	24	0
SEVERE	140	10	0	34	10	0	7	8	9	1	35	8	9	9	0
MODERATE	80	10	0	12	5	0	3	6	13	3	15	0	9	4	0
MILD	19	3	0	3	2	0	1	0	0	0	1	1	4	4	0
NO RETARDATION	6	0	0	4	0	0	0	0	0	0	0	2	0	0	0
NOT REPORTED	239	10	3	160	4	0	24	0	20	3	1	1	11	2	0
TOTAL	615	39	5	232	42	0	45	16	51	8	71	17	46	43	0

DIRECT ADMISSIONS  
TEXAS STATE SCHOOLS FOR THE MENTALLY RETARDED  
DURING THE PERIOD FROM  
09/01/78 TO 08/31/79

INTELLIGENCE QUOTIENT AND ADAPTIVE BEHAVIOR LEVEL BY AGE

I. Q. SCORE	TOTAL	0 - 12	13 - 17	18 - 24	25 - 34	35 - 44	45 - 54	55 - 64	65 & OVER
0 - 19	99	65	11	8	8	6	1	0	0
20 - 34	73	30	18	8	10	1	4	2	0
35 - 49	73	13	30	8	9	11	0	2	0
50 - 69	38	6	11	13	2	5	1	0	0
70 - 80	2	0	2	0	0	0	0	0	0
OVER 80	3	0	1	1	1	0	0	0	0
OTHER MEAS. OF INTELL. FUNCT.	82	43	18	11	4	2	3	1	0
NOT REPORTED	245	130	39	34	28	12	1	1	0
TOTAL	615	287	130	83	62	37	10	6	0
ADAPTIVE BEHAVIOR LEVEL									
PROFOUND	131	80	19	13	10	4	4	1	0
SEVERE	140	53	34	18	17	13	3	2	0
MODERATE	80	19	30	12	9	7	1	2	0
MILD	19	5	7	4	1	1	1	0	0
NO RETARDATION	6	1	2	2	0	1	0	0	0
NOT REPORTED	239	129	38	34	25	11	1	1	0
TOTAL	615	287	130	83	62	37	10	6	0



DIRECT ADMISSIONS  
TEXAS STATE SCHOOLS FOR THE MENTALLY RETARDED  
DURING THE PERIOD FROM  
09/01/78 TO 08/31/79

SENSORY AND MOBILITY IMPAIRMENT BY FACILITY

VISUAL IMPAIRMENT	TOTAL	RIO GR.	MR DENTON	FORT WORTH	RICH MOND	LUFKIN	CORPUS CHRISTI	SAN ANGELO	MEXIA	TRAVIS	ABILENE	AUSTIN	LUB BOCK	BREN HAM	SAN ANTONIO	
	MILD	74	3	2	24	12	0	2	4	5	1	12	0	5	4	0
MODERATE	31	2	0	11	3	0	2	0	2	0	6	1	2	2	0	
SEVERE	62	0	1	28	8	0	2	0	6	0	7	0	5	5	0	
TOTAL IMPAIRED	167	5	3	63	23	0	6	4	13	1	25	1	12	11	0	
PERCENT OF DIRECT ADMISSIONS	27.15	12.82	60.00	27.16	54.76	0.00	13.33	25.00	25.49	12.50	35.21	5.88	26.09	25.58	0.00	
HEARING IMPAIRMENT																
MILD	48	1	2	23	12	0	0	2	4	0	1	0	0	3	0	
MODERATE	19	1	1	5	4	0	0	1	1	0	2	0	2	2	0	
SEVERE	14	0	0	0	2	0	0	0	1	0	2	0	7	2	0	
TOTAL IMPAIRED	81	2	3	28	18	0	0	3	6	0	5	0	9	7	0	
PERCENT OF DIRECT ADMISSIONS	13.17	5.13	60.00	12.07	42.86	0.00	0.00	18.75	11.76	0.00	7.04	0.00	19.57	16.28	0.00	
MOBILITY IMPAIRMENT																
MILD	88	3	4	35	5	0	4	2	9	0	12	0	11	3	0	
MODERATE	32	0	0	12	7	0	0	0	4	0	7	0	1	1	0	
SEVERE	70	0	0	43	5	0	4	0	4	0	11	0	3	0	0	
BEDFAST	66	0	1	23	9	0	3	0	4	0	6	0	6	14	0	
TOTAL IMPAIRED	256	3	5	113	26	0	11	2	21	0	36	0	21	18	0	
PERCENT OF DIRECT ADMISSIONS	41.63	7.69	100.00	48.71	61.90	0.00	24.44	12.50	41.18	0.00	50.70	0.00	45.65	41.86	0.00	

DIRECT ADMISSIONS  
TEXAS STATE SCHOOLS FOR THE MENTALLY RETARDED  
DURING THE PERIOD FROM  
09/01/78 TO 08/31/79

MULTIPLE SENSORY IMPAIRMENT BY FACILITY

DEGREE OF IMPAIRMENT		TOTAL	RIO GR.	MR DENTON	FORT WORTH	RICH MOND	LUFKIN	CORPUS CHRISTI	SAN ANGELO	MEXIA	TRAVIS	ABILENE	AUSTIN	LUB BOCK	BREN HAM	SAN ANTONIO
VISION	HEARING															
MILD	MILD	12	1	2	2	6	0	0	1	0	0	0	0	0	0	0
MILD	MODERATE	2	0	0	1	0	0	0	0	0	0	0	0	1	0	0
MILD	SEVERE	1	0	0	0	0	0	0	0	0	0	1	0	0	0	0
MODERATE	MILD	2	0	0	0	1	0	0	0	0	0	0	0	0	1	0
MODERATE	MODERATE	4	1	0	1	1	0	0	0	0	0	0	0	1	0	0
MODERATE	SEVERE	1	0	0	0	0	0	0	0	0	0	0	0	1	0	0
SEVERE	MILD	9	0	0	2	4	0	0	0	3	0	0	0	0	0	0
SEVERE	MODERATE	9	0	1	2	2	0	0	0	1	0	2	0	0	1	0
SEVERE	SEVERE	5	0	0	0	1	0	0	0	0	0	0	0	3	1	0
TOTAL		45	2	3	8	15	0	0	1	4	0	3	0	6	3	0
PERCENT OF DIRECT ADMISSIONS		7.32	5.13	60.00	3.45	35.71	0.00	0.00	6.25	7.84	0.00	4.23	0.00	13.04	6.98	0.00

DIRECT ADMISSIONS  
TEXAS STATE SCHOOLS FOR THE MENTALLY RETARDED  
DURING THE PERIOD FROM  
09/01/78 TO 08/31/79

CONVULSIVE DISORDER BY FACILITY

CONVULSIVE DISORDER	RIO TOTAL	GR. MR	DENTON	FORT WORTH	RICH MOND	LUFKIN	CORPUS CHRISTI	SAN ANGELO	MEXIA	TRAVIS	ABILENE	AUSTIN	LUB BOCK	BREN HAM	SAN ANTONIO
AKINETIC	2	0	0	0	0	0	0	0	0	0	0	0	0	2	0
AUTONOMIC	1	0	0	0	0	0	0	0	0	0	0	0	1	0	0
FOCAL	1	0	0	0	1	0	0	0	0	0	0	0	0	0	0
MAJOR MOTOR	70	0	0	15	7	0	4	1	13	2	22	1	4	1	0
MYOCLONIC	9	0	1	3	1	0	0	0	0	0	1	0	3	0	0
PETIT MAL	4	0	0	2	0	0	0	0	0	0	1	1	0	0	0
PSYCHOMOTOR	1	0	0	1	0	0	0	0	0	0	0	0	0	0	0
OTHER	21	0	0	15	2	0	1	0	0	0	2	0	0	1	0
UNSPECIFIED	103	0	0	55	8	0	3	2	4	0	1	0	11	19	0
TOTAL	212	0	1	91	19	0	8	3	17	2	27	2	19	23	0
NONE	304	0	4	136	21	0	9	13	27	3	44	0	27	20	0
NOT REPORTED	99	39	0	5	2	0	28	0	7	3	0	15	0	0	0
GRAND TOTAL	615	39	5	232	42	0	45	16	51	8	71	17	46	43	0

DIRECT ADMISSIONS  
TEXAS STATE SCHOOLS FOR THE MENTALLY RETARDED  
DURING THE PERIOD FROM  
09/01/78 TO 08/31/79

MOTOR DYSFUNCTION BY FACILITY

MOTOR DYSFUNCTION	RIO TOTAL	GR. MR	DENTON	FORT WORTH	RICH MOND	LUFKIN	CORPUS CHRISTI	SAN ANGELO	MEXIA	TRAVIS	ABILENE	AUSTIN	LUB BOCK	BREN HAM	SAN ANTONIO
ATAXIA	6	0	0	5	0	0	0	0	1	0	0	0	0	0	0
HYPOTONIA	45	0	0	25	5	0	1	0	2	0	6	0	3	3	0
CHOREOATHETOSIS	0	0	0	0	0	0	0	0	0	0	0	0	0	0	0
DYSTONIA	6	0	0	6	0	0	0	0	0	0	0	0	0	0	0
RIGIDITY	5	0	2	2	0	0	0	0	0	0	0	0	1	0	0
TREMORS	0	0	0	0	0	0	0	0	0	0	0	0	0	0	0
SPASTICITY	102	0	2	48	12	0	5	0	5	0	11	0	6	13	0
OTHER	28	0	0	15	0	0	4	1	0	0	7	0	1	0	0
UNSPECIFIED	68	0	0	2	5	0	0	0	9	0	42	0	7	3	0
TOTAL	260	0	4	103	22	0	10	1	17	0	66	0	18	19	0
NONE	256	0	1	124	17	0	7	15	28	5	5	2	28	24	0
NOT REPORTED	99	39	0	5	3	0	28	0	6	3	0	15	0	0	0
GRAND TOTAL	615	39	5	232	42	0	45	16	51	8	71	17	46	43	0

DIRECT ADMISSIONS  
TEXAS STATE SCHOOLS FOR THE MENTALLY RETARDED  
DURING THE PERIOD FROM  
09/01/78 TO 08/31/79

PSYCHIATRIC IMPAIRMENT BY FACILITY

PSYCHIATRIC IMPAIRMENT	RID TOTAL	GR. MR	DENTON	FORT WORTH	RICH MOND	LUFKIN	CORPUS CHRISTI	SAN ANGELO	MEXIA	TRAVIS	ABILENE	AUSTIN	LUB BOCK	BREN HAM	SAN ANTONIO
PSYCHOSIS	3	0	0	0	0	0	0	1	0	0	0	0	2	0	0
NEUROSIS	2	0	0	0	0	0	1	0	0	0	0	0	1	0	0
CHARACTER	17	0	0	15	1	0	1	0	0	0	0	0	0	0	0
PSYCHOGENIC	2	0	0	2	0	0	0	0	0	0	0	0	0	0	0
OTHER	11	0	0	6	0	0	4	0	0	0	0	0	0	1	0
UNSPECIFIED	26	0	1	10	7	0	0	2	2	0	1	0	3	0	0
TOTAL	61	0	1	33	8	0	6	3	2	0	1	0	6	1	0
NONE	456	0	4	194	32	0	11	13	43	5	70	2	40	42	0
NOT REPORTED	98	39	0	5	2	0	28	0	6	3	0	15	0	0	0
GRAND TOTAL	615	39	5	232	42	0	45	16	51	8	71	17	46	43	0

DIRECT ADMISSIONS  
TEXAS STATE SCHOOLS FOR THE MENTALLY RETARDED  
DURING THE PERIOD FROM  
09/01/78 TO 08/31/79

PHYSICAL DIAGNOSIS BY FACILITY

PHYSICAL DIAGNOSIS (ICDA)	TOTAL	RIO GR.	MR DENTON	FORT WORTH	RICH MOND	LUFKIN	CORPUS CHRISTI	SAN ANGELO	MEXIA	TRAVIS	ABILENE	AUSTIN	LUB BOCK	BREN HAM	SAN ANTONIO
INFECTIVE, PARASITIC	5	0	0	2	0	0	0	1	0	0	1	0	0	1	0
MALIGNANT NEOPLASMS	0	0	0	0	0	0	0	0	0	0	0	0	0	0	0
OTHER NEOPLASMS	1	0	0	1	0	0	0	0	0	0	0	0	0	0	0
ENDOCRINE, METABOLIC	23	0	0	8	1	0	3	2	4	1	3	0	0	1	0
BLOOD, BLOOD FNG ORG	2	0	0	2	0	0	0	0	0	0	0	0	0	0	0
NERVOUS SYSTEM	151	3	0	49	23	0	8	4	16	2	26	0	15	5	0
CIRCULATORY	4	0	0	2	0	0	0	0	2	0	0	0	0	0	0
RESPIRATORY	4	0	0	2	0	0	1	0	0	0	0	0	0	1	0
DIGESTIVE	2	0	0	1	0	0	0	1	0	0	0	0	0	0	0
GENITOURINARY	1	0	0	1	0	0	0	0	0	0	0	0	0	0	0
SKIN, SUBCUTANEOUS	3	0	1	0	0	0	0	1	0	0	0	0	1	0	0
MUSCULOSKELETAL	8	0	0	4	0	0	0	1	3	0	0	0	0	0	0
CONGENITAL ANOMALY	83	1	3	26	7	0	5	2	8	1	20	0	1	9	0
OTHER	13	0	0	5	0	0	0	0	0	0	8	0	0	0	0
ILL DEFINED, NONE	211	10	1	102	9	0	4	4	12	1	12	3	27	26	0
NOT REPORTED	104	25	0	27	2	0	24	0	6	3	1	14	2	0	0
TOTAL	615	39	5	232	42	0	45	16	51	8	71	17	46	43	0



DIRECT ADMISSIONS  
TEXAS STATE SCHOOLS FOR THE MENTALLY RETARDED  
DURING THE PERIOD FROM  
09/01/78 TO 08/31/79

COUNTY OF RESIDENCE BY ADAPTIVE BEHAVIOR LEVEL

COUNTY OF RESIDENCE	TOTAL	PROFOUND	SEVERE	MODERATE	MILD	NO RETARDATION	NOT REPORTED
ANDERSON	1	0	1	0	0	0	0
ANDREWS	1	1	0	0	0	0	0
ANGELINA	1	0	0	1	0	0	0
ARANSAS	0	0	0	0	0	0	0
ARCHER	0	0	0	0	0	0	0
ARMSTRONG	0	0	0	0	0	0	0
ATASCOSA	1	0	0	1	0	0	0
AUSTIN	0	0	0	0	0	0	0
BAILEY	0	0	0	0	0	0	0
BANDERA	0	0	0	0	0	0	0
BASTROP	2	0	0	1	0	0	1
BAYLOR	0	0	0	0	0	0	0
BEE	2	0	1	0	0	0	1
BELL	6	1	0	3	0	0	2
BEXAR	5	1	2	1	1	0	0
BLANCO	0	0	0	0	0	0	0
BORDEN	0	0	0	0	0	0	0
BOSQUE	1	0	0	1	0	0	0
BOWIE	3	2	1	0	0	0	0
BRAZORIA	2	2	0	0	0	0	0
BRAZOS	1	1	0	0	0	0	0
BREWSTER	0	0	0	0	0	0	0
BRISCOE	1	0	1	0	0	0	0
BROOKS	1	0	1	0	0	0	0
BROWN	0	0	0	0	0	0	0
BURLESON	1	1	0	0	0	0	0
BURNET	1	1	0	0	0	0	0
CALDWELL	0	0	0	0	0	0	0
CALHOUN	0	0	0	0	0	0	0
CALLAHAN	1	1	0	0	0	0	0
CAMERON	7	0	0	2	0	0	5
CAMP	0	0	0	0	0	0	0
CARSON	1	1	0	0	0	0	0
CASS	1	0	1	0	0	0	0
CASTRO	0	0	0	0	0	0	0
CHAMBERS	0	0	0	0	0	0	0
CHEROKEE	0	0	0	0	0	0	0



DIRECT ADMISSIONS  
TEXAS STATE SCHOOLS FOR THE MENTALLY RETARDED  
DURING THE PERIOD FROM  
09/01/78 TO 08/31/79

COUNTY OF RESIDENCE BY ADAPTIVE BEHAVIOR LEVEL

COUNTY OF RESIDENCE	TOTAL	PROFOUND	SEVERE	MODERATE	MILD	NO RETARDATION	NOT REPORTED
CHILDRESS	1	0	1	0	0	0	0
CLAY	0	0	0	0	0	0	0
COCHRAN	0	0	0	0	0	0	0
COKE	0	0	0	0	0	0	0
COLEMAN	1	1	0	0	0	0	0
COLLIN	1	1	0	0	0	0	0
COLLINGSWORTH	0	0	0	0	0	0	0
COLORADO	0	0	0	0	0	0	0
COMAL	0	0	0	0	0	0	0
COMANCHE	0	0	0	0	0	0	0
CONCHO	0	0	0	0	0	0	0
COOKE	1	0	1	0	0	0	0
CORYELL	3	2	0	1	0	0	0
COTTE	0	0	0	0	0	0	0
CRANE	0	0	0	0	0	0	0
CROCKETT	0	0	0	0	0	0	0
CROSBY	0	0	0	0	0	0	0
CULBERSON	0	0	0	0	0	0	0
DALLAM	1	0	0	1	0	0	0
DALLAS	128	12	19	5	1	2	89
DANSON	0	0	0	0	0	0	0
DEAF SMITH	3	1	2	0	0	0	0
DELTA	0	0	0	0	0	0	0
DENTON	5	2	0	1	0	0	2
DEWITT	1	0	1	0	0	0	0
DICKENS	1	0	0	0	0	0	1
DIMMIT	1	1	0	0	0	0	0
DONLEY	0	0	0	0	0	0	0
DUVAL	0	0	0	0	0	0	0
EASTLAND	2	0	1	0	1	0	0
ECTOR	1	0	1	0	0	0	0
EDWARDS	1	1	0	0	0	0	0
ELLIS	0	0	0	0	0	0	0
EL PASO	5	1	2	1	1	0	0
ERATH	1	1	0	0	0	0	0
FALLS	2	1	1	0	0	0	0
FANNIN	0	0	0	0	0	0	0

DIRECT ADMISSIONS  
TEXAS STATE SCHOOLS FOR THE MENTALLY RETARDED  
DURING THE PERIOD FROM  
09/01/78 TO 08/31/79

COUNTY OF RESIDENCE BY ADAPTIVE BEHAVIOR LEVEL

COUNTY OF RESIDENCE	TOTAL	PROFOUND	SEVERE	MODERATE	MILD	NO RETARDATION	NOT REPORTED
FAYETTE	1	0	0	1	0	0	0
FISHER	0	0	0	0	0	0	0
FLOYD	2	0	2	0	0	0	0
FOARD	0	0	0	0	0	0	0
FORT BEND	3	1	1	0	0	0	1
FRANKLIN	0	0	0	0	0	0	0
FREESTONE	0	0	0	0	0	0	0
FRIO	0	0	0	0	0	0	0
GAINES	3	0	0	3	0	0	0
GALVESTON	2	1	1	0	0	0	0
GARZA	1	0	1	0	0	0	0
GILLESPIE	0	0	0	0	0	0	0
GLASSCOCK	0	0	0	0	0	0	0
GOLIAD	0	0	0	0	0	0	0
GONZALES	0	0	0	0	0	0	0
GRAY	0	0	0	0	0	0	0
GRAYSON	0	0	0	0	0	0	0
GREGG	2	0	1	1	0	0	0
GRIMES	2	1	0	0	1	0	0
GUADALUPE	1	0	1	0	0	0	0
HALE	0	0	0	0	0	0	0
HALL	0	0	0	0	0	0	0
HAMILTON	0	0	0	0	0	0	0
HANSFORD	0	0	0	0	0	0	0
HARDEMAN	1	0	0	1	0	0	0
HARDIN	1	1	0	0	0	0	0
HARRIS	52	22	16	10	3	0	1
HARRISON	3	2	0	0	0	0	1
HARTLEY	0	0	0	0	0	0	0
HASKELL	0	0	0	0	0	0	0
HAYS	1	1	0	0	0	0	0
HEMPHILL	1	0	1	0	0	0	0
HENDERSON	0	0	0	0	0	0	0
HIDALGO	5	1	1	1	1	0	1
HILL	1	0	0	0	0	0	1
HOCKLEY	0	0	0	0	0	0	0
HOOD	0	0	0	0	0	0	0

DIRECT ADMISSIONS  
TEXAS STATE SCHOOLS FOR THE MENTALLY RETARDED  
DURING THE PERIOD FROM  
09/01/78 TO 08/31/79

COUNTY OF RESIDENCE BY ADAPTIVE BEHAVIOR LEVEL

COUNTY OF RESIDENCE	TOTAL	PROFOUND	SEVERE	MODERATE	MILD	NO RETARDATION	NOT REPORTED
HOPKINS	0	0	0	0	0	0	0
HOUSTON	0	0	0	0	0	0	0
HOWARD	4	0	1	2	0	0	1
HUDSPETH	0	0	0	0	0	0	0
HUNT	3	1	2	0	0	0	0
HUTCHINSON	0	0	0	0	0	0	0
IRION	0	0	0	0	0	0	0
JACK	0	0	0	0	0	0	0
JACKSON	2	0	0	1	0	0	1
JASPER	0	0	0	0	0	0	0
JEFF DAVIS	0	0	0	0	0	0	0
JEFFERSON	5	3	0	0	2	0	0
JIM HOGG	0	0	0	0	0	0	0
JIM WELLS	0	0	0	0	0	0	0
JOHNSON	4	1	1	0	0	0	2
JONES	0	0	0	0	0	0	0
KARNES	0	0	0	0	0	0	0
KAUFMAN	2	1	1	0	0	0	0
KENDALL	1	1	0	0	0	0	0
KENEDY	0	0	0	0	0	0	0
KENT	0	0	0	0	0	0	0
KERR	0	0	0	0	0	0	0
KIMBLE	0	0	0	0	0	0	0
KING	0	0	0	0	0	0	0
KINNEY	1	0	1	0	0	0	0
KLEBERG	2	0	1	1	0	0	0
KNOX	0	0	0	0	0	0	0
LAMAR	1	0	0	0	0	0	1
LAMB	2	0	2	0	0	0	0
LAMPASAS	0	0	0	0	0	0	0
LASALLE	0	0	0	0	0	0	0
LAVACA	0	0	0	0	0	0	0
LEE	0	0	0	0	0	0	0
LEON	0	0	0	0	0	0	0
LIBERTY	3	2	0	0	1	0	0
LIMESTONE	6	1	2	2	0	0	1
LIPSCOMB	0	0	0	0	0	0	0

DIRECT ADMISSIONS  
TEXAS STATE SCHOOLS FOR THE MENTALLY RETARDED  
DURING THE PERIOD FROM  
09/01/78 TO 08/31/79

COUNTY OF RESIDENCE BY ADAPTIVE BEHAVIOR LEVEL

COUNTY OF RESIDENCE	TOTAL	PROFOUND	SEVERE	MODERATE	MILD	NO RETARDATION	NOT REPORTED
LIVE OAK	0	0	0	0	0	0	0
LLANO	0	0	0	0	0	0	0
LOVING	0	0	0	0	0	0	0
LUBBOCK	17	1	2	3	2	0	9
LYNN	0	0	0	0	0	0	0
MCCULLOCH	0	0	0	0	0	0	0
MCLENNAN	27	4	3	7	0	0	13
MCMULLEN	0	0	0	0	0	0	0
MADISON	0	0	0	0	0	0	0
MARION	0	0	0	0	0	0	0
MARTIN	0	0	0	0	0	0	0
MASON	0	0	0	0	0	0	0
MATAGORDA	1	0	0	0	0	0	1
MAVERICK	0	0	0	0	0	0	0
MEDINA	1	0	1	0	0	0	0
MENARD	0	0	0	0	0	0	0
MIDLAND	2	1	0	1	0	0	0
MILAM	1	1	0	0	0	0	0
HILLS	1	0	0	1	0	0	0
MITCHELL	0	0	0	0	0	0	0
MONTAGUE	1	0	0	0	0	0	1
MONTGOMERY	5	2	1	1	0	0	1
MOORE	0	0	0	0	0	0	0
MORRIS	0	0	0	0	0	0	0
MUTLEY	0	0	0	0	0	0	0
NACOGDOCHES	1	1	0	0	0	0	0
NAVARRO	2	0	1	0	0	0	1
NEWTON	0	0	0	0	0	0	0
NOLAN	5	0	3	2	0	0	0
NUECES	20	4	2	0	0	0	14
OCHILTREE	0	0	0	0	0	0	0
OLDHAM	0	0	0	0	0	0	0
ORANGE	6	3	2	1	0	0	0
PALO PINTO	1	0	1	0	0	0	0
PANOLA	1	1	0	0	0	0	0
PARKER	1	0	0	0	0	0	1
PARNER	0	0	0	0	0	0	0

DIRECT ADMISSIONS  
TEXAS STATE SCHOOLS FOR THE MENTALLY RETARDED  
DURING THE PERIOD FROM  
09/01/78 TO 08/31/79

COUNTY OF RESIDENCE BY ADAPTIVE BEHAVIOR LEVEL

COUNTY OF RESIDENCE	TOTAL	PROFOUND	SEVERE	MODERATE	MILD	NO RETARDATION	NOT REPORTED
PECOS	1	0	1	0	0	0	0
POLK	0	0	0	0	0	0	0
POTTER	11	5	1	4	1	0	0
PRESIDIO	0	0	0	0	0	0	0
RAINS	0	0	0	0	0	0	0
RANDALL	1	0	0	1	0	0	0
REAGAN	3	2	1	0	0	0	0
REAL	0	0	0	0	0	0	0
RED RIVER	0	0	0	0	0	0	0
REEVES	2	2	0	0	0	0	0
REFUGIO	0	0	0	0	0	0	0
ROBERTS	0	0	0	0	0	0	0
ROBERTSON	1	0	1	0	0	0	0
ROCKWALL	1	0	1	0	0	0	0
RUNNELS	1	0	1	0	0	0	0
RUSK	0	0	0	0	0	0	0
SABINE	0	0	0	0	0	0	0
SAN AUGUSTINE	0	0	0	0	0	0	0
SAN JACINTO	0	0	0	0	0	0	0
SAN PATRICIO	2	1	0	0	0	0	1
SAN SABA	0	0	0	0	0	0	0
SCHLEICHER	0	0	0	0	0	0	0
SCURRY	0	0	0	0	0	0	0
SHACKELFORD	0	0	0	0	0	0	0
SHELBY	0	0	0	0	0	0	0
SHERMAN	1	0	1	0	0	0	0
SMITH	2	1	0	1	0	0	0
SOMERVELL	0	0	0	0	0	0	0
STARR	1	0	0	0	0	0	1
STEPHENS	0	0	0	0	0	0	0
STERLING	0	0	0	0	0	0	0
STONEWALL	1	0	1	0	0	0	0
SUTTON	0	0	0	0	0	0	0
SWISHER	1	1	0	0	0	0	0
TARRANT	108	9	18	8	2	2	69
TAYLOR	10	5	5	0	0	0	0
TERRELL	0	0	0	0	0	0	0

DIRECT ADMISSIONS  
TEXAS STATE SCHOOLS FOR THE MENTALLY RETARDED  
DURING THE PERIOD FROM  
09/01/78 TO 08/31/79

COUNTY OF RESIDENCE BY ADAPTIVE BEHAVIOR LEVEL

COUNTY OF RESIDENCE	TOTAL	PROFOUND	SEVERE	MODERATE	MILD	NO RETARDATION	NOT REPORTED
TERRY	1	0	0	1	0	0	0
THROCKMORTON	0	0	0	0	0	0	0
TITUS	0	0	0	0	0	0	0
TOM GREEN	9	2	7	0	0	0	0
TRAVIS	13	4	4	0	1	2	2
TRINITY	0	0	0	0	0	0	0
TYLER	0	0	0	0	0	0	0
UPSHUR	1	1	0	0	0	0	0
UPTON	1	0	0	1	0	0	0
UVALDE	1	0	0	1	0	0	0
VAL VERDE	0	0	0	0	0	0	0
VAN ZANDT	0	0	0	0	0	0	0
VICTORIA	5	0	1	0	0	0	4
WALKER	1	0	1	0	0	0	0
WALLER	0	0	0	0	0	0	0
WARD	2	0	0	2	0	0	0
WASHINGTON	2	1	0	0	0	0	1
WEBB	10	2	1	0	0	0	7
WHARTON	1	0	0	1	0	0	0
WHEELER	0	0	0	0	0	0	0
WICHITA	7	0	4	1	1	0	1
WILBARGER	0	0	0	0	0	0	0
WILLACY	0	0	0	0	0	0	0
WILLIAMSON	1	0	1	0	0	0	0
WILSON	0	0	0	0	0	0	0
WINKLER	0	0	0	0	0	0	0
WISE	0	0	0	0	0	0	0
WOOD	2	0	1	1	0	0	0
YOAKUM	0	0	0	0	0	0	0
YOUNG	1	1	0	0	0	0	0
ZAPATA	0	0	0	0	0	0	0
ZAVALA	0	0	0	0	0	0	0
TEXAS COUNTY UNKNOWN	0	0	0	0	0	0	0
OUT OF STATE	0	0	0	0	0	0	0
NOT REPORTED	0	0	0	0	0	0	0
TOTAL	615	131	140	80	19	6	239















DIRECT ADMISSIONS  
TEXAS STATE SCHOOLS FOR THE MENTALLY RETARDED  
DURING THE PERIOD FROM  
09/01/78 TO 08/31/79

COUNTY OF RESIDENCE BY FACILITY

COUNTY OF RESIDENCE	TOTAL	RIO GR.	MR DENTON	FORT WORTH	RICH MOND	LUFKIN	CORPUS CHRISTI	SAN ANGELO	MEXIA	TRAVIS	ABILENE	AUSTIN	LUB BOCK	BREN HAM	SAN ANTONIO
TERRY	1	1	0	0	0	0	0	0	0	0	0	0	0	0	0
THROCKMORTON	0	0	0	0	0	0	0	0	0	0	0	0	0	0	0
TITUS	0	0	0	0	0	0	0	0	0	0	0	0	0	0	0
TOM GREEN	9	0	0	0	0	0	0	5	0	0	4	0	0	0	0
TRAVIS	13	1	0	0	0	0	0	0	0	2	0	10	0	0	0
TRINITY	0	0	0	0	0	0	0	0	0	0	0	0	0	0	0
TYLER	0	0	0	0	0	0	0	0	0	0	0	0	0	0	0
UPSHUR	1	0	0	0	0	0	0	0	0	0	0	0	0	1	0
UPTON	1	0	0	0	0	0	0	0	0	0	1	0	0	0	0
UVALDE	1	0	0	0	0	0	0	1	0	0	0	0	0	0	0
VAL VERDE	0	0	0	0	0	0	0	0	0	0	0	0	0	0	0
YAN ZANDT	0	0	0	0	0	0	0	0	0	0	0	0	0	0	0
VICTORIA	5	0	0	0	1	0	4	0	0	0	0	0	0	0	0
WALKER	1	0	0	0	0	0	0	0	0	0	0	0	0	1	0
WALLER	0	0	0	0	0	0	0	0	0	0	0	0	0	0	0
WARD	2	0	0	0	0	0	0	0	0	0	2	0	0	0	0
WASHINGTON	2	0	0	0	0	0	0	0	0	0	0	0	0	2	0
WEBB	10	7	0	0	0	0	3	0	0	0	0	0	0	0	0
WHARTON	1	0	0	0	1	0	0	0	0	0	0	0	0	0	0
WHEELER	0	0	0	0	0	0	0	0	0	0	0	0	0	0	0
WICHITA	7	0	0	0	1	0	0	0	0	0	4	0	2	0	0
WILBARGER	0	0	0	0	0	0	0	0	0	0	0	0	0	0	0
WILLACY	0	0	0	0	0	0	0	0	0	0	0	0	0	0	0
WILLIAMSON	1	0	0	0	0	0	0	0	0	0	0	1	0	0	0
WILSON	0	0	0	0	0	0	0	0	0	0	0	0	0	0	0
WINKLER	0	0	0	0	0	0	0	0	0	0	0	0	0	0	0
WISE	0	0	0	0	0	0	0	0	0	0	0	0	0	0	0
WOOD	2	0	0	0	0	0	0	0	0	0	0	1	0	1	0
YOAKUM	0	0	0	0	0	0	0	0	0	0	0	0	0	0	0
YOUNG	1	0	1	0	0	0	0	0	0	0	0	0	0	0	0
ZAPATA	0	0	0	0	0	0	0	0	0	0	0	0	0	0	0
ZAVALA	0	0	0	0	0	0	0	0	0	0	0	0	0	0	0
TEXAS COUNTY UNKNOWN	0	0	0	0	0	0	0	0	0	0	0	0	0	0	0
OUT OF STATE	0	0	0	0	0	0	0	0	0	0	0	0	0	0	0
NOT REPORTED	0	0	0	0	0	0	0	0	0	0	0	0	0	0	0
TOTAL	615	39	5	232	42	0	45	16	51	8	71	17	46	43	0

DISCHARGES  
TEXAS STATE SCHOOLS FOR THE MENTALLY RETARDED  
DURING THE PERIOD FROM  
09/01/78 TO 08/31/79

## SEX AND ETHNICITY BY FACILITY

	TOTAL	RIO GR.	MR DENTON	FORT WORTH	RICH MOND	LUFKIN	CORPUS CHRISTI	SAN ANGELO	MEXIA	TRAVIS	ABILENE	AUSTIN	LUB BOCK	BREN HAM	SAN ANTONIO
SEX															
MALE	451	15	35	131	24	18	28	23	48	51	37	16	16	9	0
FEMALE	383	16	28	84	11	17	26	29	84	20	28	14	14	12	0
TOTAL	834	31	63	215	35	35	54	52	132	71	65	30	30	21	0
ETHNICITY															
WHITE	553	6	53	154	17	23	22	44	93	45	54	12	17	13	0
SPANISH SURNAME	137	23	5	11	6	3	29	5	10	18	8	11	7	1	0
BLACK	138	2	5	46	11	9	3	3	29	8	3	7	5	7	0
OTHER	6	0	0	4	1	0	0	0	0	0	0	0	1	0	0
TOTAL	834	31	63	215	35	35	54	52	132	71	65	30	30	21	0

DISCHARGES  
TEXAS STATE SCHOOLS FOR THE MENTALLY RETARDED  
DURING THE PERIOD FROM  
09/01/78 TO 08/31/79

## AGE BY FACILITY

AGE	TOTAL	RIO GR.	MR DENTON	FORT WORTH	RICH MOND	LUFKIN	CORPUS CHRISTI	SAN ANGELO	MEXIA	TRAVIS	ABILENE	AUSTIN	LUB BOCK	BREN HAM	SAN ANTONIO
1 OR LESS	5	0	0	2	0	0	0	0	0	0	0	0	3	0	0
2	10	0	0	10	0	0	0	0	0	0	0	0	0	0	0
3	11	0	0	11	0	0	0	0	0	0	0	0	0	0	0
4	8	0	1	3	0	0	2	0	0	0	1	0	1	0	0
5	18	0	0	14	0	0	1	0	1	0	1	1	0	0	0
6	23	0	0	19	1	0	0	0	1	0	1	1	0	0	0
7	22	0	0	16	1	0	1	0	0	0	2	1	0	1	0
8	16	0	0	11	0	0	2	0	1	0	1	0	0	1	0
9	15	0	0	10	0	0	2	0	1	0	1	0	0	1	0
10	16	0	1	6	1	0	2	0	3	0	1	0	0	2	0
11	24	0	1	13	0	0	4	0	2	0	3	0	0	1	0
12	19	0	0	12	0	0	3	0	0	0	0	1	2	1	0
13	21	2	0	8	2	1	0	0	4	0	2	0	2	0	0
14	21	1	0	8	4	0	1	0	3	1	1	1	1	0	0
15	16	2	1	8	1	1	0	1	1	0	0	1	1	0	0
16	33	3	2	10	2	1	6	0	1	0	2	0	4	2	0
17	13	2	1	3	1	1	1	0	1	2	0	0	0	1	0
18	20	3	1	3	1	2	3	0	2	0	2	1	1	1	0
19	15	1	1	3	1	1	1	0	3	1	0	2	1	0	0
20	23	0	2	3	4	2	2	0	3	0	2	0	2	3	0
21	27	1	3	6	2	2	1	0	4	1	0	2	4	1	0
22	22	0	2	3	2	2	5	0	2	1	4	1	0	0	0
23	20	2	2	4	0	0	1	0	4	3	1	1	1	1	0
24	16	0	3	5	1	2	0	0	2	0	1	0	0	2	0
25	23	1	2	2	2	2	2	0	3	5	1	2	1	0	0
26	24	1	4	2	1	1	3	0	5	0	1	4	1	1	0
27	21	1	5	2	3	1	1	0	3	2	1	0	2	0	0
28	14	1	2	2	0	3	0	0	0	4	1	0	1	0	0
29	14	0	0	3	0	3	2	1	3	1	0	1	0	0	0
30	18	2	3	1	0	0	2	1	6	2	1	0	0	0	0
31	13	1	1	0	1	1	0	0	4	3	0	2	0	0	0
32	16	1	3	1	0	1	1	1	5	0	1	2	0	0	0
33	17	0	3	1	0	1	0	0	6	5	1	0	0	0	0
34	13	1	2	0	1	0	1	1	5	0	2	0	0	0	0
35	12	0	1	2	0	2	0	0	4	2	1	0	0	0	0
36	21	0	5	1	0	2	2	2	4	2	1	1	1	0	0
37	14	1	1	2	1	0	1	1	3	3	1	0	0	0	0
38	10	0	1	1	1	1	1	1	2	1	0	0	1	0	0
39	11	2	0	0	0	0	0	1	4	1	3	0	0	0	0
40	5	0	0	1	0	1	0	1	1	1	0	0	0	0	0

DISCHARGES  
TEXAS STATE SCHOOLS FOR THE MENTALLY RETARDED  
DURING THE PERIOD FROM  
09/01/78 TO 08/31/79

## AGE BY FACILITY

AGE	RIO		FORT WORTH	RICH MOND	CORPUS LUFKIN	SAN CHRISTI	SAN ANGELO	MEXIA	TRAVIS	ABILENE	AUSTIN	LUB BOCK	BREN HAM	SAN ANTONIO	
	TOTAL	GR. MR DENTON													
41	5	1	1	0	0	0	0	0	2	1	0	0	0	0	
42	4	0	0	0	0	0	0	1	1	1	1	0	0	0	
43	8	0	1	0	0	0	0	0	2	0	4	1	0	0	
44	9	0	2	0	0	0	0	0	3	3	0	1	0	0	
45	7	0	0	0	0	0	0	1	1	2	2	0	0	1	
46	3	0	0	0	0	0	0	0	2	0	1	0	0	0	
47	9	0	2	0	0	0	0	3	2	1	1	0	0	0	
48	6	0	0	1	0	0	0	0	4	1	0	0	0	0	
49	11	0	2	0	0	0	0	4	1	2	2	0	0	0	
50	7	1	0	0	0	1	0	2	2	0	1	0	0	0	
51	2	0	0	0	0	0	0	0	0	1	1	0	0	0	
52	6	0	0	0	0	0	0	2	2	0	2	0	0	0	
53	5	0	0	0	0	0	0	0	0	5	0	0	0	0	
54	7	0	0	1	0	0	0	0	2	2	1	1	0	0	
55	6	0	0	0	0	0	0	1	1	3	1	0	0	0	
56	5	0	0	0	0	0	0	1	2	0	1	1	0	0	
57	7	0	0	1	0	0	0	1	0	3	2	0	0	0	
58	4	0	0	0	0	0	0	3	1	0	0	0	0	0	
59	6	0	0	0	0	0	0	1	1	3	0	1	0	0	
60	6	0	0	0	1	0	0	4	1	0	0	0	0	0	
61	3	0	0	0	0	0	0	2	0	0	1	0	0	0	
62	3	0	0	0	0	0	0	0	1	1	1	0	0	0	
63	3	0	1	0	0	0	0	1	1	0	0	0	0	0	
64	2	0	0	0	0	0	0	0	2	0	0	0	0	0	
65	3	0	0	0	0	0	0	1	0	0	1	1	0	0	
66	3	0	0	0	0	0	0	2	1	0	0	0	0	0	
67	1	0	0	0	0	0	0	1	0	0	0	0	0	0	
68	1	0	0	0	0	0	0	1	0	0	0	0	0	0	
69	0	0	0	0	0	0	0	0	0	0	0	0	0	0	
70	3	0	0	0	0	0	0	3	0	0	0	0	0	0	
71	2	0	0	0	0	0	0	2	0	0	0	0	0	0	
72	4	0	0	0	0	0	0	3	0	1	0	0	0	0	
73	0	0	0	0	0	0	0	0	0	0	0	0	0	0	
74	1	0	0	0	0	0	0	1	0	0	0	0	0	0	
75 & OVER	2	0	0	0	0	0	0	1	0	0	1	0	0	0	
TOTAL	834	31	63	215	35	35	54	52	132	71	65	30	30	21	0



DISCHARGES  
TEXAS STATE SCHOOLS FOR THE MENTALLY RETARDED  
DURING THE PERIOD FROM  
09/01/78 TO 08/31/79

## AGE AND NET LENGTH OF STAY BY FACILITY

AGE GROUP AND LOS	TOTAL	RIO GR.	MR DENTON	FORT WORTH	RICH MOND	LUFKIN	CORPUS CHRISTI	SAN ANGELO	MEXIA	TRAVIS	ABILENE	AUSTIN	LUB BOCK	BREN HAM	SAN ANTONIO
<b>CHILDREN (10-12)</b>															
30 DAYS OR LESS	140	0	0	108	3	0	11	0	6	0	5	3	4	0	0
31 - 90 DAYS	25	0	0	16	0	0	2	0	3	0	1	0	1	2	0
91 - 365 DAYS	8	0	1	2	0	0	1	0	0	0	0	0	0	4	0
1 - 5 YEARS	9	0	1	1	0	0	3	0	0	0	1	0	1	2	0
OVER 5 YEARS	5	0	1	0	0	0	0	0	0	0	4	0	0	0	0
<b>TOTAL</b>	<b>187</b>	<b>0</b>	<b>3</b>	<b>127</b>	<b>3</b>	<b>0</b>	<b>17</b>	<b>0</b>	<b>9</b>	<b>0</b>	<b>11</b>	<b>3</b>	<b>6</b>	<b>8</b>	<b>0</b>
<b>ADOLESCENTS (13-17)</b>															
30 DAYS OR LESS	48	2	0	27	5	0	3	0	7	0	1	0	1	2	0
31 - 90 DAYS	20	3	1	4	3	0	0	0	1	2	0	0	5	1	0
91 - 365 DAYS	10	2	1	4	1	0	1	0	0	0	1	0	0	0	0
1 - 5 YEARS	15	3	2	2	0	2	3	0	1	1	0	1	0	0	0
OVER 5 YEARS	11	0	0	0	1	2	1	0	1	0	3	1	2	0	0
<b>TOTAL</b>	<b>104</b>	<b>10</b>	<b>4</b>	<b>37</b>	<b>10</b>	<b>4</b>	<b>8</b>	<b>0</b>	<b>10</b>	<b>3</b>	<b>5</b>	<b>2</b>	<b>8</b>	<b>3</b>	<b>0</b>
<b>ADULTS (18-64)</b>															
30 DAYS OR LESS	72	8	3	35	4	0	6	0	3	7	0	3	2	1	0
31 - 90 DAYS	26	2	2	5	5	0	5	1	2	2	0	1	1	0	0
91 - 365 DAYS	28	3	1	4	4	0	1	3	3	0	2	4	1	2	0
1 - 5 YEARS	121	8	4	7	9	5	12	18	12	17	6	6	10	7	0
OVER 5 YEARS	276	0	46	0	0	26	5	15	92	41	39	10	2	0	0
<b>TOTAL</b>	<b>523</b>	<b>21</b>	<b>56</b>	<b>51</b>	<b>22</b>	<b>31</b>	<b>29</b>	<b>37</b>	<b>112</b>	<b>67</b>	<b>47</b>	<b>24</b>	<b>16</b>	<b>10</b>	<b>0</b>
<b>SENIORS (65 &amp; OVER)</b>															
30 DAYS OR LESS	0	0	0	0	0	0	0	0	0	0	0	0	0	0	0
31 - 90 DAYS	0	0	0	0	0	0	0	0	0	0	0	0	0	0	0
91 - 365 DAYS	0	0	0	0	0	0	0	0	0	0	0	0	0	0	0
1 - 5 YEARS	6	0	0	0	0	0	0	5	0	0	1	0	0	0	0
OVER 5 YEARS	14	0	0	0	0	0	0	10	1	1	1	1	0	0	0
<b>TOTAL</b>	<b>20</b>	<b>0</b>	<b>0</b>	<b>0</b>	<b>0</b>	<b>0</b>	<b>0</b>	<b>15</b>	<b>1</b>	<b>1</b>	<b>2</b>	<b>1</b>	<b>0</b>	<b>0</b>	<b>0</b>
<b>GRAND TOTAL</b>	<b>834</b>	<b>31</b>	<b>63</b>	<b>215</b>	<b>35</b>	<b>35</b>	<b>54</b>	<b>52</b>	<b>132</b>	<b>71</b>	<b>65</b>	<b>30</b>	<b>30</b>	<b>21</b>	<b>0</b>

DISCHARGES  
TEXAS STATE SCHOOLS FOR THE MENTALLY RETARDED  
DURING THE PERIOD FROM  
09/01/78 TO 08/31/79

INTELLIGENCE QUOTIENT AND ADAPTIVE BEHAVIOR LEVEL BY FACILITY

I. Q. SCORE	TOTAL	RIO GR.	MR DENTON	FORT WORTH	RICH MOND	LUFKIN	CORPUS CHRISTI	SAN ANGELO	MEXIA	TRAVIS	ABILENE	AUSTIN	LUB BOCK	BREN HAM	SAN ANTONIO
0 - 19	103	0	17	18	3	5	8	4	24	7	11	3	1	2	0
20 - 34	87	5	5	9	3	5	1	20	18	7	9	3	0	2	0
35 - 49	111	7	5	13	4	10	6	10	18	19	9	3	2	5	0
50 - 69	189	5	15	13	8	11	6	11	40	25	26	8	13	8	0
70 - 80	35	0	7	2	1	3	2	4	4	3	7	0	2	0	0
OVER 80	8	1	1	0	0	0	0	1	0	3	0	1	1	0	0
OTHER MEAS. OF INTELL. FUNCT.	64	3	8	8	7	1	7	2	12	4	2	6	2	2	0
NOT REPORTED	237	10	5	152	9	0	24	0	16	3	1	6	9	2	0
TOTAL	834	31	63	215	35	35	54	52	132	71	65	30	30	21	0
ADAPTIVE BEHAVIOR LEVEL															
PROFOUND	127	1	27	18	3	1	8	12	30	13	7	2	3	2	0
SEVERE	171	6	4	26	10	13	11	19	38	13	17	11	0	3	0
MODERATE	173	8	4	9	10	10	6	17	34	37	20	8	6	4	0
MILD	111	4	16	8	8	9	4	3	14	4	18	5	10	8	0
NO RETARDATION	25	2	6	4	0	2	1	1	0	1	2	2	2	2	0
NOT REPORTED	227	10	6	150	4	0	24	0	16	3	1	2	9	2	0
TOTAL	834	31	63	215	35	35	54	52	132	71	65	30	30	21	0

DISCHARGES  
TEXAS STATE SCHOOLS FOR THE MENTALLY RETARDED  
DURING THE PERIOD FROM  
09/01/78 TO 08/31/79

INTELLIGENCE QUOTIENT AND ADAPTIVE BEHAVIOR LEVEL BY AGE

I. Q. SCORE	TOTAL	0 - 12	13 - 17	18 - 24	25 - 34	35 - 44	45 - 54	55 - 64	65 & OVER
0 - 19	103	17	5	16	26	12	14	10	3
20 - 34	87	6	7	12	18	15	14	10	5
35 - 49	111	9	20	21	21	14	11	10	5
50 - 69	189	13	25	35	48	24	25	12	7
70 - 80	35	1	4	8	10	4	2	5	1
OVER 80	8	0	3	1	1	1	1	1	0
OTHER MEAS. OF INTELL. FUNCT.	64	13	18	12	10	5	4	0	2
NOT REPORTED	237	125	44	32	24	11	0	1	0
TOTAL	834	184	126	137	158	86	71	49	23
ADAPTIVE BEHAVIOR LEVEL									
PROFOUND	127	21	12	18	27	10	18	15	6
SEVERE	171	21	20	28	36	30	19	9	8
MODERATE	173	10	26	24	38	27	24	17	7
MILD	111	8	21	28	31	5	10	6	2
NO RETARDATION	25	1	7	8	5	3	0	1	0
NOT REPORTED	227	123	40	31	21	11	0	1	0
TOTAL	834	184	126	137	158	86	71	49	23

DISCHARGES  
TEXAS STATE SCHOOLS FOR THE MENTALLY RETARDED  
DURING THE PERIOD FROM  
09/01/78 TO 08/31/79

SENSORY AND MOBILITY IMPAIRMENT BY FACILITY

	TOTAL	RIO GR.	MR DENTON	FORT WORTH	RICH MOND	LUFKIN	CORPUS CHRISTI	SAN ANGELO	MEXIA	TRAVIS	ABILENE	AUSTIN	LUB BOCK	BREN HAM	SAN ANTONIO
<b>VISUAL IMPAIRMENT</b>															
MILD	116	2	12	23	3	4	5	24	14	8	13	2	0	6	0
MODERATE	50	1	5	12	1	4	2	6	7	6	2	3	0	1	0
SEVERE	75	0	8	31	13	0	0	3	9	0	3	6	2	0	0
TOTAL IMPAIRED	241	3	25	66	17	8	7	33	30	14	18	11	2	7	0
PERCENT OF DISCHARGES	28.90	9.68	39.68	30.70	48.57	22.86	12.96	63.46	22.73	19.72	27.69	36.67	6.67	33.33	0.00
<b>HEARING IMPAIRMENT</b>															
MILD	68	2	7	18	4	2	0	17	10	2	3	3	0	0	0
MODERATE	20	0	1	4	2	0	0	4	2	3	1	3	0	0	0
SEVERE	16	0	0	1	2	2	3	0	2	0	1	1	4	0	0
TOTAL IMPAIRED	104	2	8	23	8	4	3	21	14	5	5	7	4	0	0
PERCENT OF DISCHARGES	12.47	6.45	12.70	10.70	22.86	11.43	5.56	40.38	10.61	7.04	7.69	23.33	13.33	0.00	0.00
<b>MOBILITY IMPAIRMENT</b>															
MILD	95	3	7	34	7	3	5	7	16	3	4	2	2	2	0
MODERATE	52	3	7	13	0	0	3	6	10	2	3	5	0	0	0
SEVERE	82	0	12	43	0	2	2	3	5	4	8	1	1	1	0
BEDFAST	52	0	7	23	1	0	6	0	11	0	0	0	4	0	0
TOTAL IMPAIRED	281	6	33	113	8	5	16	16	42	9	15	8	7	3	0
PERCENT OF DISCHARGES	33.69	19.35	52.38	52.56	22.86	14.29	29.63	30.77	31.82	12.68	23.08	26.67	23.33	14.29	0.00

DISCHARGES  
TEXAS STATE SCHOOLS FOR THE MENTALLY RETARDED  
DURING THE PERIOD FROM  
09/01/78 TO 08/31/79

MULTIPLE SENSORY IMPAIRMENT BY FACILITY

DEGREE OF IMPAIRMENT		TOTAL	RIO GR.	MR DENTON	FORT WORTH	RICH MOND	LUFKIN	CORPUS CHRISTI	SAN ANGELO	MEXIA	TRAVIS	ABILENE	AUSTIN	LUB BOCK	BREN HAM	SAN ANTONIO
VISION	HEARING															
MILD	MILD	18	0	3	1	1	1	0	7	3	0	1	1	0	0	0
MILD	MODERATE	2	0	0	0	0	0	0	2	0	0	0	0	0	0	0
MILD	SEVERE	2	0	0	1	0	0	1	0	0	0	0	0	0	0	0
MODERATE	MILD	8	0	0	0	1	0	0	4	2	0	0	1	0	0	0
MODERATE	MODERATE	5	0	1	1	0	0	0	0	1	1	1	0	0	0	0
MODERATE	SEVERE	1	0	0	0	0	1	0	0	0	0	0	0	0	0	0
SEVERE	MILD	11	0	2	2	2	0	0	2	2	0	0	1	0	0	0
SEVERE	MODERATE	8	0	0	3	2	0	0	1	1	0	0	1	0	0	0
SEVERE	SEVERE	6	0	0	0	2	0	0	0	2	0	1	0	1	0	0
TOTAL		61	0	6	8	8	2	1	16	11	1	3	4	1	0	0
PERCENT OF DISCHARGES		7.31	0.00	9.52	3.72	22.86	5.71	1.85	30.77	8.33	1.41	4.62	13.33	3.33	0.00	0.00

DISCHARGES  
TEXAS STATE SCHOOLS FOR THE MENTALLY RETARDED  
DURING THE PERIOD FROM  
09/01/78 TO 08/31/79

## REFERRAL AT DISCHARGE BY FACILITY

REFERRED TO	TOTAL	RIO GR.	MR DENTON	FORT WORTH	RICH MOND	LUFKIN	CORPUS CHRISTI	SAN ANGELO	MEXIA	TRAVIS	ABILENE	AUSTIN	LUB BOCK	BREN HAM	SAN ANTONIO
SELF, FAMILY, FRIEND	441	9	20	203	10	34	48	2	36	17	25	6	23	8	0
SCHOOL															
OUTREACH	3	0	0	0	0	0	0	0	0	0	0	1	0	2	0
COMMUNITY															
MHMR CENTER	12	3	0	0	3	0	0	0	0	0	0	2	2	2	0
INDEPENDENT															
LIVING	32	0	4	0	0	0	1	3	0	1	18	5	0	0	0
HALFWAY															
HOUSE	59	1	14	1	2	1	2	6	22	3	4	2	0	1	0
SHELTERED															
WORKSHOP	2	0	0	0	0	0	0	0	0	0	2	0	0	0	0
FOSTER															
HOME	1	0	0	1	0	0	0	0	0	0	0	0	0	0	0
STATE/COUNTY/ SOCIAL AGENCY	17	0	1	6	2	0	0	0	2	2	0	1	0	3	0
HUMAN DEVELOPMENT CENTER	6	0	0	0	0	0	0	0	1	1	0	0	2	2	0
NURSING															
HOME	119	0	23	0	1	0	1	17	28	46	1	2	0	0	0
TDMMR															
INST	2	0	0	0	0	0	1	0	0	0	1	0	0	0	0
OTHER MHMR INST/ MEDICAL FACILITY	64	0	0	3	0	0	1	0	43	1	12	1	2	1	0
COURT, LAW ENF. AGENCY	8	0	0	0	5	0	0	0	0	0	1	1	1	0	0
OTHER CONTACT SOURCE	67	18	1	1	12	0	0	24	0	0	1	9	0	1	0
NO REFERRAL	0	0	0	0	0	0	0	0	0	0	0	0	0	0	0
NOT REPORTED	1	0	0	0	0	0	0	0	0	0	0	0	0	1	0
TOTAL	834	31	63	215	35	35	54	52	132	71	65	30	30	21	0

DISCHARGES  
TEXAS STATE SCHOOLS FOR THE MENTALLY RETARDED  
DURING THE PERIOD FROM  
09/01/78 TO 08/31/79

COUNTY OF DESTINATION BY ADAPTIVE BEHAVIOR LEVEL

COUNTY	TOTAL	PROFOUND	SEVERE	MODERATE	MILD	NO RETARDATION	NOT REPORTED
ANDERSON	0	0	0	0	0	0	0
ANDREWS	0	0	0	0	0	0	0
ANGELINA	4	0	0	2	2	0	0
ARANSAS	0	0	0	0	0	0	0
ARCHER	0	0	0	0	0	0	0
ARMSTRONG	0	0	0	0	0	0	0
ATASCOSA	0	0	0	0	0	0	0
AUSTIN	0	0	0	0	0	0	0
BAILEY	0	0	0	0	0	0	0
BANDERA	0	0	0	0	0	0	0
BASTROP	1	0	0	1	0	0	0
BAYLOR	1	0	0	1	0	0	0
BEE	1	0	0	0	0	0	1
BELL	4	0	0	2	0	0	2
BEXAR	76	35	19	19	1	1	1
BLANCO	0	0	0	0	0	0	0
BORDEN	0	0	0	0	0	0	0
BOSQUE	1	0	0	0	0	0	1
BOWIE	3	0	0	1	1	1	0
BRAZORIA	24	2	17	5	0	0	0
BRAZOS	0	0	0	0	0	0	0
BREWSTER	0	0	0	0	0	0	0
BRISCOE	0	0	0	0	0	0	0
BROOKS	1	0	1	0	0	0	0
BROWN	39	0	17	16	6	0	0
BURLESON	0	0	0	0	0	0	0
BURNET	0	0	0	0	0	0	0
CALDWELL	0	0	0	0	0	0	0
CALHOUN	0	0	0	0	0	0	0
CALLAHAN	0	0	0	0	0	0	0
CAMERON	11	2	2	1	0	2	4
CAMP	0	0	0	0	0	0	0
CARSON	0	0	0	0	0	0	0
CASS	0	0	0	0	0	0	0
CASTRO	1	1	0	0	0	0	0
CHAMBERS	0	0	0	0	0	0	0
CHEROKEE	0	0	0	0	0	0	0

DISCHARGES  
TEXAS STATE SCHOOLS FOR THE MENTALLY RETARDED  
DURING THE PERIOD FROM  
09/01/78 TO 08/31/79

COUNTY OF DESTINATION BY ADAPTIVE BEHAVIOR LEVEL

COUNTY	TOTAL	PROFOUND	SEVERE	MODERATE	MILD	NO RETARDATION	NOT REPORTED
CHILDRESS	0	0	0	0	0	0	0
CLAY	0	0	0	0	0	0	0
COCHRAN	0	0	0	0	0	0	0
COKE	0	0	0	0	0	0	0
COLEMAN	0	0	0	0	0	0	0
COLLIN	0	0	0	0	0	0	0
COLLINGSWORTH	0	0	0	0	0	0	0
COLORADO	0	0	0	0	0	0	0
COMAL	1	1	0	0	0	0	0
COMANCHE	0	0	0	0	0	0	0
CONCHO	0	0	0	0	0	0	0
COOKE	0	0	0	0	0	0	0
CORYELL	0	0	0	0	0	0	0
COTTE	0	0	0	0	0	0	0
CRANE	0	0	0	0	0	0	0
CROCKETT	0	0	0	0	0	0	0
CROSBY	0	0	0	0	0	0	0
CULBERSON	0	0	0	0	0	0	0
DALLAM	0	0	0	0	0	0	0
DALLAS	163	39	18	3	14	4	85
DAWSON	0	0	0	0	0	0	0
DEAF SMITH	0	0	0	0	0	0	0
DELTA	0	0	0	0	0	0	0
DENTON	5	0	0	0	3	0	2
DEWITT	1	0	0	1	0	0	0
DICKENS	1	0	0	0	0	0	1
DIMMIT	0	0	0	0	0	0	0
DONLEY	0	0	0	0	0	0	0
DUVAL	1	0	1	0	0	0	0
EASTLAND	13	0	3	10	0	0	0
ECTOR	0	0	0	0	0	0	0
EDWARDS	0	0	0	0	0	0	0
ELLIS	0	0	0	0	0	0	0
EL PASO	5	1	1	0	2	0	1
ERATH	0	0	0	0	0	0	0
FALLS	0	0	0	0	0	0	0
FANNIN	0	0	0	0	0	0	0



DISCHARGES  
TEXAS STATE SCHOOLS FOR THE MENTALLY RETARDED  
DURING THE PERIOD FROM  
09/01/78 TO 08/31/79

COUNTY OF DESTINATION BY ADAPTIVE BEHAVIOR LEVEL

COUNTY	TOTAL	PROFOUND	SEVERE	MODERATE	MILD	NO RETARDATION	NOT REPORTED
FAYETTE	1	0	0	1	0	0	0
FISHER	0	0	0	0	0	0	0
FLOYD	1	0	0	0	1	0	0
FOARD	0	0	0	0	0	0	0
FORT BEND	7	0	2	3	1	0	1
FRANKLIN	0	0	0	0	0	0	0
FREESTONE	0	0	0	0	0	0	0
FRIO	0	0	0	0	0	0	0
GAINES	2	0	0	2	0	0	0
GALVESTON	6	1	1	1	2	1	0
GARZA	0	0	0	0	0	0	0
GILLESPIE	0	0	0	0	0	0	0
GLASSCOCK	0	0	0	0	0	0	0
GOLIAD	0	0	0	0	0	0	0
GONZALES	1	0	1	0	0	0	0
GRAY	0	0	0	0	0	0	0
GRAYSON	0	0	0	0	0	0	0
GREGG	0	0	0	0	0	0	0
GRINES	2	0	0	1	1	0	0
GUADALUPE	0	0	0	0	0	0	0
HALE	0	0	0	0	0	0	0
HALL	0	0	0	0	0	0	0
HAMILTON	0	0	0	0	0	0	0
HANSFORD	0	0	0	0	0	0	0
HARDEN	1	0	0	0	0	0	1
HARDIN	3	0	1	0	2	0	0
HARRIS	31	4	10	8	7	1	1
HARRISON	0	0	0	0	0	0	0
HARTLEY	0	0	0	0	0	0	0
HASKELL	0	0	0	0	0	0	0
HAYS	0	0	0	0	0	0	0
HENPHILL	0	0	0	0	0	0	0
HENDERSON	0	0	0	0	0	0	0
HIDALGO	7	2	1	3	0	0	1
HILL	1	0	0	0	0	0	1
HOCKLEY	1	0	0	1	0	0	0
HOOD	0	0	0	0	0	0	0

DISCHARGES  
TEXAS STATE SCHOOLS FOR THE MENTALLY RETARDED  
DURING THE PERIOD FROM  
09/01/78 TO 08/31/79

COUNTY OF DESTINATION BY ADAPTIVE BEHAVIOR LEVEL

COUNTY	TOTAL	PROFOUND	SEVERE	MODERATE	MILD	NO RETARDATION	NOT REPORTED
HOPKINS	0	0	0	0	0	0	0
HOUSTON	0	0	0	0	0	0	0
HOWARD	2	0	0	1	0	0	1
HUDSPETH	0	0	0	0	0	0	0
HUNT	0	0	0	0	0	0	0
HUTCHINSON	0	0	0	0	0	0	0
IRION	0	0	0	0	0	0	0
JACK	1	0	1	0	0	0	0
JACKSON	1	0	0	0	0	0	1
JASPER	2	0	0	2	0	0	0
JEFF DAVIS	0	0	0	0	0	0	0
JEFFERSON	19	2	9	3	5	0	0
JIM HOGG	1	0	0	1	0	0	0
JIM WELLS	0	0	0	0	0	0	0
JOHNSON	3	0	1	0	1	0	1
JONES	10	1	3	3	3	0	0
KARNES	0	0	0	0	0	0	0
KAUFMAN	1	0	0	0	1	0	0
KENDALL	0	0	0	0	0	0	0
KENEDY	0	0	0	0	0	0	0
KENT	0	0	0	0	0	0	0
KERR	1	0	0	0	1	0	0
KIMBLE	0	0	0	0	0	0	0
KING	0	0	0	0	0	0	0
KINNEY	0	0	0	0	0	0	0
KLEBERG	4	0	1	3	0	0	0
KNOX	0	0	0	0	0	0	0
LAHAR	1	0	0	0	0	0	1
LAMB	1	0	0	1	0	0	0
LAMPASAS	0	0	0	0	0	0	0
LASALLE	0	0	0	0	0	0	0
LAVACA	0	0	0	0	0	0	0
LEE	0	0	0	0	0	0	0
LEON	0	0	0	0	0	0	0
LIBERTY	4	0	1	2	1	0	0
LIMESTONE	2	0	0	1	0	0	1
LIPSCOMB	0	0	0	0	0	0	0

DISCHARGES  
TEXAS STATE SCHOOLS FOR THE MENTALLY RETARDED  
DURING THE PERIOD FROM  
09/01/78 TO 08/31/79

COUNTY OF DESTINATION BY ADAPTIVE BEHAVIOR LEVEL

COUNTY	TOTAL	PROFOUND	SEVERE	MODERATE	MILD	NO RETARDATION	NOT REPORTED
LIVE OAK	0	0	0	0	0	0	0
LLANO	9	2	7	0	0	0	0
LOVING	0	0	0	0	0	0	0
LUBBOCK	12	0	0	1	3	2	6
LYNN	0	0	0	0	0	0	0
MCCULLOCH	0	0	0	0	0	0	0
MCLENNAN	26	3	4	6	0	2	11
MC MULLEN	0	0	0	0	0	0	0
MADISON	1	0	1	0	0	0	0
MARION	0	0	0	0	0	0	0
MARTIN	0	0	0	0	0	0	0
MASON	0	0	0	0	0	0	0
MATAGORDA	2	0	0	1	0	0	1
MAVERICK	2	1	0	1	0	0	0
MEDINA	0	0	0	0	0	0	0
MENARD	0	0	0	0	0	0	0
MIDLAND	1	0	0	1	0	0	0
MILAM	0	0	0	0	0	0	0
MILLS	0	0	0	0	0	0	0
MITCHELL	3	0	0	1	1	1	0
MONTAGUE	0	0	0	0	0	0	0
MONTGOMERY	2	0	0	0	1	0	1
MOORE	0	0	0	0	0	0	0
MORRIS	0	0	0	0	0	0	0
MOTLEY	0	0	0	0	0	0	0
NACOGDOCHES	3	0	0	1	2	0	0
NAVARRO	0	0	0	0	0	0	0
NEWTON	0	0	0	0	0	0	0
NOLAN	2	0	0	2	0	0	0
NUECES	30	4	8	2	2	0	14
OCHILTREE	0	0	0	0	0	0	0
OLDHAM	0	0	0	0	0	0	0
ORANGE	5	0	3	2	0	0	0
PALO PINTO	1	0	0	1	0	0	0
PANOLA	1	0	0	0	1	0	0
PARKER	1	0	0	0	0	0	1
PARMER	1	0	0	1	0	0	0

DISCHARGES  
TEXAS STATE SCHOOLS FOR THE MENTALLY RETARDED  
DURING THE PERIOD FROM  
09/01/78 TO 08/31/79

COUNTY OF DESTINATION BY ADAPTIVE BEHAVIOR LEVEL

COUNTY	TOTAL	PROFOUND	SEVERE	MODERATE	MILD	NO RETARDATION	NOT REPORTED
PECOS	0	0	0	0	0	0	0
POLK	0	0	0	0	0	0	0
POTTER	5	0	1	2	2	0	0
PRESIDIO	0	0	0	0	0	0	0
RAINS	0	0	0	0	0	0	0
RANDALL	0	0	0	0	0	0	0
REAGAN	2	0	2	0	0	0	0
REAL	0	0	0	0	0	0	0
RED RIVER	0	0	0	0	0	0	0
REEVES	0	0	0	0	0	0	0
REFUGIO	0	0	0	0	0	0	0
ROBERTS	0	0	0	0	0	0	0
ROBERTSON	1	0	0	0	1	0	0
ROCKWALL	0	0	0	0	0	0	0
RUNNELS	0	0	0	0	0	0	0
RUSK	0	0	0	0	0	0	0
SABINE	0	0	0	0	0	0	0
SAN AUGUSTINE	4	0	1	3	0	0	0
SAN JACINTO	0	0	0	0	0	0	0
SAN PATRICIO	2	0	1	0	0	0	1
SAN SABA	0	0	0	0	0	0	0
SCHLEICHER	0	0	0	0	0	0	0
SCURRY	0	0	0	0	0	0	0
SHACKELFORD	0	0	0	0	0	0	0
SHELBY	0	0	0	0	0	0	0
SHERMAN	0	0	0	0	0	0	0
SMITH	5	0	0	1	3	1	0
SOMERVELL	0	0	0	0	0	0	0
STARR	1	0	0	0	0	0	1
STEPHENS	1	0	1	0	0	0	0
STERLING	0	0	0	0	0	0	0
STONEWALL	0	0	0	0	0	0	0
SUTTON	0	0	0	0	0	0	0
SWISHER	1	0	0	0	1	0	0
TARRANT	105	9	12	12	4	3	65
TAYLOR	19	0	0	7	11	1	0
TERRELL	0	0	0	0	0	0	0

DISCHARGES  
TEXAS STATE SCHOOLS FOR THE MENTALLY RETARDED  
DURING THE PERIOD FROM  
09/01/78 TO 08/31/79

COUNTY OF DESTINATION BY ADAPTIVE BEHAVIOR LEVEL

COUNTY	TOTAL	PROFOUND	SEVERE	MODERATE	MILD	NO RETARDATION	NOT REPORTED
TERRY	0	0	0	0	0	0	0
THROCKMORTON	0	0	0	0	0	0	0
TITUS	0	0	0	0	0	0	0
TOM GREEN	9	1	1	4	3	0	0
TRAVIS	30	7	5	7	5	3	3
TRINITY	0	0	0	0	0	0	0
TYLER	0	0	0	0	0	0	0
UPSHUR	0	0	0	0	0	0	0
UPTON	0	0	0	0	0	0	0
UVALDE	1	0	1	0	0	0	0
VAL VERDE	1	1	0	0	0	0	0
VAN ZANDT	5	1	0	3	1	0	0
VICTORIA	7	0	0	2	1	1	3
WALKER	1	0	0	0	1	0	0
WALLER	1	1	0	0	0	0	0
WARD	0	0	0	0	0	0	0
WASHINGTON	3	1	0	0	0	1	1
WEBB	13	1	2	1	2	0	7
WHARTON	3	0	0	0	2	0	1
WHEELER	1	0	0	0	1	0	0
WICHITA	12	1	5	2	3	0	1
WILBARGER	0	0	0	0	0	0	0
WILLACY	0	0	0	0	0	0	0
WILLIAMSON	0	0	0	0	0	0	0
WILSON	0	0	0	0	0	0	0
WINKLER	0	0	0	0	0	0	0
WISE	1	0	0	0	1	0	0
WOOD	1	0	0	1	0	0	0
YOAKUM	0	0	0	0	0	0	0
YOUNG	1	0	1	0	0	0	0
ZAPATA	0	0	0	0	0	0	0
ZAVALA	1	1	0	0	0	0	0
TEXAS COUNTY UNKNOWN	0	0	0	0	0	0	0
OUT OF STATE	21	2	4	9	4	0	2
NOT REPORTED	0	0	0	0	0	0	0
<b>TOTAL</b>	<b>834</b>	<b>127</b>	<b>171</b>	<b>173</b>	<b>111</b>	<b>25</b>	<b>227</b>











DISCHARGES  
TEXAS STATE SCHOOLS FOR THE MENTALLY RETARDED  
DURING THE PERIOD FROM  
09/01/78 TO 08/31/79

COUNTY OF DESTINATION BY FACILITY

COUNTY	TOTAL	RIO			FORT WORTH	RICH		CORPUS		SAN		ABILENE	AUSTIN	LUB BOCK	BREN SAN	
		GR.	MR	DENTON		MOND	LUFKIN	CHRISTI	ANGELO	MEXIA	TRAVIS				HAM	ANTONIO
LIVE OAK	0	0	0	0	0	0	0	0	0	0	0	0	0	0	0	0
LLANO	9	0	0	0	0	0	0	0	9	0	0	0	0	0	0	0
LOVING	0	0	0	0	0	0	0	0	0	0	0	0	0	0	0	0
LUBBOCK	12	0	0	0	0	0	0	0	0	0	0	0	0	12	0	0
LYNN	0	0	0	0	0	0	0	0	0	0	0	0	0	0	0	0
MCCULLOCH	0	0	0	0	0	0	0	0	0	0	0	0	0	0	0	0
MCLENNAN	26	0	1	0	0	2	0	2	19	0	0	0	0	0	2	0
MC MULLEN	0	0	0	0	0	0	0	0	0	0	0	0	0	0	0	0
MADISON	1	0	0	0	0	1	0	0	0	0	0	0	0	0	0	0
MARION	0	0	0	0	0	0	0	0	0	0	0	0	0	0	0	0
MARTIN	0	0	0	0	0	0	0	0	0	0	0	0	0	0	0	0
MASON	0	0	0	0	0	0	0	0	0	0	0	0	0	0	0	0
MATAGORDA	2	0	0	0	0	1	1	0	0	0	0	0	0	0	0	0
MAVERICK	2	1	0	0	0	0	0	1	0	0	0	0	0	0	0	0
MEDINA	0	0	0	0	0	0	0	0	0	0	0	0	0	0	0	0
MENARD	0	0	0	0	0	0	0	0	0	0	0	0	0	0	0	0
MIDLAND	1	0	0	0	0	0	0	0	0	0	0	1	0	0	0	0
MILAM	0	0	0	0	0	0	0	0	0	0	0	0	0	0	0	0
MILLS	0	0	0	0	0	0	0	0	0	0	0	0	0	0	0	0
MITCHELL	3	0	0	0	0	0	0	0	2	0	0	1	0	0	0	0
MONTAGUE	0	0	0	0	0	0	0	0	0	0	0	0	0	0	0	0
MONTGOMERY	2	0	0	0	0	0	0	0	0	0	0	0	0	0	2	0
MOORE	0	0	0	0	0	0	0	0	0	0	0	0	0	0	0	0
MORRIS	0	0	0	0	0	0	0	0	0	0	0	0	0	0	0	0
MOTLEY	0	0	0	0	0	0	0	0	0	0	0	0	0	0	0	0
NACOGDOCHES	3	0	0	0	0	2	0	0	0	0	1	0	0	0	0	0
NAVARRO	0	0	0	0	0	0	0	0	0	0	0	0	0	0	0	0
NEWTON	0	0	0	0	0	0	0	0	0	0	0	0	0	0	0	0
NOLAN	2	0	0	0	0	0	0	1	0	0	1	0	0	0	0	0
NUECES	30	1	0	0	0	0	0	29	0	0	0	0	0	0	0	0
OCHILTREE	0	0	0	0	0	0	0	0	0	0	0	0	0	0	0	0
OLDHAM	0	0	0	0	0	0	0	0	0	0	0	0	0	0	0	0
ORANGE	5	0	0	0	0	2	0	0	3	0	0	0	0	0	0	0
PALO PINTO	1	0	1	0	0	0	0	0	0	0	0	0	0	0	0	0
PANOLA	1	0	0	0	0	1	0	0	0	0	0	0	0	0	0	0
PARKER	1	0	0	1	0	0	0	0	0	0	0	0	0	0	0	0
PARMER	1	0	0	0	0	0	0	0	0	0	0	0	1	0	0	0



DISCHARGES  
TEXAS STATE SCHOOLS FOR THE MENTALLY RETARDED  
DURING THE PERIOD FROM  
09/01/78 TO 08/31/79

COUNTY OF DESTINATION BY FACILITY

COUNTY	TOTAL	RID		FORT WORTH	RICH MOND	CORPUS CHRISTI		SAN ANGELO		MEXIA	TRAVIS	ABILENE	AUSTIN	LUB BOCK	BREN HAM	SAN ANTONIO
		GR.	MR DENTON													
TERRY	0	0	0	0	0	0	0	0	0	0	0	0	0	0	0	0
THROCKMORTON	0	0	0	0	0	0	0	0	0	0	0	0	0	0	0	0
TITUS	0	0	0	0	0	0	0	0	0	0	0	0	0	0	0	0
TOM GREEN	9	0	0	0	0	0	0	6	0	0	0	2	0	1	0	0
TRAVIS	30	0	1	1	0	0	0	0	1	13	0	14	0	0	0	0
TRINITY	0	0	0	0	0	0	0	0	0	0	0	0	0	0	0	0
TYLER	0	0	0	0	0	0	0	0	0	0	0	0	0	0	0	0
UPSHUR	0	0	0	0	0	0	0	0	0	0	0	0	0	0	0	0
UPTON	0	0	0	0	0	0	0	0	0	0	0	0	0	0	0	0
UVALDE	1	0	0	0	0	0	0	0	0	0	0	1	0	0	0	0
VAL VERDE	1	0	0	0	0	0	1	0	0	0	0	0	0	0	0	0
VAN ZANDT	5	0	1	0	0	1	0	1	0	1	0	1	0	0	0	0
VICTORIA	7	0	0	0	1	0	6	0	0	0	0	0	0	0	0	0
WALKER	1	0	0	0	0	0	0	0	1	0	0	0	0	0	0	0
WALLER	1	0	0	0	0	0	0	0	0	0	0	0	0	0	1	0
WARD	0	0	0	0	0	0	0	0	0	0	0	0	0	0	0	0
WASHINGTON	3	0	0	0	0	0	0	0	0	0	0	1	0	0	0	0
WEBB	13	10	0	0	0	0	2	0	0	0	0	1	0	0	0	0
WHARTON	3	0	0	0	2	0	0	0	0	0	0	0	1	0	0	0
WHEELER	1	0	0	0	0	0	0	0	0	0	0	1	0	0	0	0
WICHITA	12	1	3	0	1	0	0	1	0	0	0	4	0	2	0	0
WILBARGER	0	0	0	0	0	0	0	0	0	0	0	0	0	0	0	0
WILLACY	0	0	0	0	0	0	0	0	0	0	0	0	0	0	0	0
WILLIAMSON	0	0	0	0	0	0	0	0	0	0	0	0	0	0	0	0
WILSON	0	0	0	0	0	0	0	0	0	0	0	0	0	0	0	0
WINKLER	0	0	0	0	0	0	0	0	0	0	0	0	0	0	0	0
WISE	1	0	0	0	0	0	0	0	1	0	0	0	0	0	0	0
HOOD	1	0	0	0	0	0	0	0	0	0	0	0	0	0	1	0
YOAKUM	0	0	0	0	0	0	0	0	0	0	0	0	0	0	0	0
YOUNG	1	0	0	0	0	0	0	1	0	0	0	0	0	0	0	0
ZAPATA	0	0	0	0	0	0	0	0	0	0	0	0	0	0	0	0
ZAVALA	1	0	0	0	0	0	0	0	0	1	0	0	0	0	0	0
TEXAS COUNTY UNKNOWN	0	0	0	0	0	0	0	0	0	0	0	0	0	0	0	0
OUT OF STATE	21	1	3	4	1	1	1	1	4	1	2	1	1	1	0	0
NOT REPORTED	0	0	0	0	0	0	0	0	0	0	0	0	0	0	0	0
TOTAL	834	31	63	215	35	35	54	52	132	71	65	30	30	21	0	0

CASELOAD  
TEXAS STATE SCHOOLS FOR THE MENTALLY RETARDED  
AS OF  
08/31/79

## SEX AND ETHNICITY BY FACILITY

	TOTAL	RIO GR.	MR DENTON	FORT WORTH	RICH MOND	LUFKIN	CORPUS CHRISTI	SAN ANGELO	MEXIA	TRAVIS	ABILENE	AUSTIN	LUB BOCK	BREN HAM	SAN ANTONIO
<b>SEX</b>															
MALE	6297	82	685	243	575	398	297	338	654	1176	697	444	374	234	100
FEMALE	5083	77	556	222	434	308	250	345	870	162	675	632	228	225	99
TOTAL	11380	159	1241	465	1009	706	547	683	1524	1338	1372	1076	602	459	199
<b>ETHNICITY</b>															
WHITE	8082	40	1077	370	644	555	196	573	1162	932	1002	686	436	329	80
SPANISH SURNAME	1700	111	44	23	118	17	326	60	79	226	237	237	95	18	109
BLACK	1561	8	115	66	244	132	25	50	278	178	125	151	67	112	10
OTHER	37	0	5	6	3	2	0	0	5	2	8	2	4	0	0
TOTAL	11380	159	1241	465	1009	706	547	683	1524	1338	1372	1076	602	459	199

CASELOAD  
TEXAS STATE SCHOOLS FOR THE MENTALLY RETARDED  
AS OF  
08/31/79

## AGE BY FACILITY

AGE	TOTAL	RIO GR.	MR DENTON	FORT WORTH	RICH MOND	LUFKIN	CORPUS CHRISTI	SAN ANGELO	MEXIA	TRAVIS	ABILENE	AUSTIN	LUB BOCK	BREN HAM	SAN ANTONIO
1 OR LESS	4	0	1	0	1	0	0	0	0	0	1	0	1	0	0
2	2	0	0	0	0	0	0	0	0	0	0	0	1	1	0
3	9	0	0	3	2	0	0	0	0	0	2	0	1	1	0
4	12	0	0	1	1	0	1	0	0	0	6	0	0	3	0
5	22	0	0	5	2	0	2	0	1	0	8	0	2	2	0
6	32	0	2	8	5	0	1	0	0	0	8	0	3	5	0
7	54	0	7	8	7	0	3	0	3	0	13	0	1	12	0
8	81	0	9	15	12	1	8	0	1	0	16	1	9	8	1
9	126	0	15	23	19	3	10	0	5	1	20	3	12	15	0
10	111	0	13	14	14	2	10	0	9	1	19	2	14	12	1
11	131	0	12	12	21	7	14	0	8	6	16	3	19	12	1
12	149	4	18	15	16	5	19	0	9	5	22	5	15	14	2
13	188	4	13	22	40	12	11	0	13	10	23	7	18	12	3
14	260	1	30	18	46	12	23	0	15	11	41	18	24	17	4
15	312	8	34	22	39	29	35	0	23	13	35	16	25	26	7
16	336	7	35	15	59	31	28	0	40	7	33	26	29	17	9
17	309	6	29	19	45	35	24	0	30	9	36	31	22	17	6
18	340	7	34	20	36	33	25	0	39	18	46	38	27	11	6
19	376	12	49	24	53	38	21	0	36	18	37	44	26	14	4
20	400	10	55	19	44	35	20	0	39	26	40	55	31	15	11
21	394	4	58	16	48	37	22	0	43	20	51	36	35	14	10
22	426	5	69	19	45	26	32	0	41	35	44	53	26	19	12
23	378	8	54	13	34	24	25	0	35	25	48	56	36	12	8
24	412	7	63	13	39	27	23	0	38	39	42	60	37	15	9
25	365	4	72	9	32	22	26	0	30	38	37	46	22	12	15
26	385	6	57	16	43	23	24	1	37	40	43	44	24	16	11
27	329	4	56	15	32	26	21	0	27	28	42	40	26	7	5
28	312	4	46	15	25	29	12	1	40	28	35	39	17	12	9
29	289	6	44	8	29	20	9	0	44	31	26	47	11	7	7
30	270	2	37	8	23	8	16	5	38	28	35	34	18	10	8
31	298	8	54	9	22	17	16	4	45	33	34	28	12	12	4
32	308	1	47	8	23	12	13	7	47	42	45	27	12	13	11
33	241	5	39	6	15	10	11	11	37	37	26	16	11	11	6
34	206	1	34	4	17	8	11	6	41	30	12	23	8	8	3
35	185	4	19	12	13	9	6	4	38	21	25	17	6	7	4
36	216	4	19	4	12	12	6	11	67	27	21	14	7	9	3
37	157	1	21	5	5	10	3	6	46	18	13	16	4	7	2
38	151	2	14	5	7	11	4	11	32	21	24	9	4	6	1
39	120	1	13	1	9	7	4	5	25	21	16	10	0	6	2
40	109	4	8	3	7	3	2	7	22	27	11	8	0	6	1

CASELOAD  
TEXAS STATE SCHOOLS FOR THE MENTALLY RETARDED  
AS OF  
08/31/79

## AGE BY FACILITY

AGE	TOTAL	RIO GR.	MR DENTON	FORT WORTH	RICH MOND	LUFKIN	CORPUS CHRISTI	SAN ANGELO	MEXIA	TRAVIS	ABILENE	AUSTIN	LUB BOCK	BREN HAM	SAN ANTONIO
41	136	2	9	0	8	10	1	11	30	29	17	11	0	5	3
42	126	5	5	2	7	7	2	13	26	37	14	3	3	2	0
43	111	1	3	0	4	10	1	20	20	26	13	8	2	3	0
44	96	0	2	3	3	7	1	13	20	27	12	6	0	2	0
45	103	1	7	1	4	7	0	16	19	26	10	8	1	3	0
46	109	0	1	0	7	11	0	16	27	22	13	8	0	3	1
47	92	1	1	0	6	7	0	23	14	24	12	3	0	0	1
48	119	0	4	2	2	5	0	24	21	31	17	9	0	4	0
49	121	3	6	1	3	5	1	19	23	25	20	10	0	4	1
50	93	0	1	1	4	7	0	20	17	19	13	10	0	0	1
51	94	0	4	1	3	5	0	26	19	18	11	4	0	1	2
52	88	2	1	0	4	2	0	23	16	22	11	5	0	2	0
53	92	1	1	0	0	6	0	27	9	21	16	10	0	1	0
54	94	0	1	0	1	5	0	25	17	30	9	5	0	1	0
55	98	1	2	0	1	4	0	32	12	22	13	8	0	2	1
56	84	0	4	0	2	2	0	26	13	17	12	7	0	1	0
57	83	1	1	0	1	4	0	28	9	21	5	12	0	1	0
58	83	1	1	0	0	2	0	19	12	23	13	12	0	0	0
59	75	0	1	0	0	1	0	28	9	18	7	9	0	1	1
60	93	0	0	2	1	6	0	36	9	21	9	8	0	0	1
61	69	0	0	0	1	3	0	31	9	14	6	5	0	0	0
62	52	0	1	0	0	1	0	17	9	16	4	4	0	0	0
63	44	0	0	0	0	0	0	13	16	8	4	3	0	0	0
64	66	0	1	0	3	1	0	18	14	11	14	4	0	0	0
65	53	0	2	0	0	2	0	16	8	12	4	8	0	0	1
66	46	0	1	0	2	2	0	14	8	12	6	1	0	0	0
67	38	0	0	0	0	0	0	9	4	14	6	5	0	0	0
68	37	0	0	0	0	0	0	12	14	6	3	2	0	0	0
69	29	0	0	0	0	0	0	9	4	8	5	3	0	0	0
70	24	0	0	0	0	0	0	7	7	7	1	2	0	0	0
71	18	0	0	0	0	0	0	3	7	3	4	1	0	0	0
72	18	0	0	0	0	0	0	2	8	5	1	2	0	0	0
73	19	0	0	0	0	0	0	4	4	8	0	3	0	0	0
74	12	0	0	0	0	0	0	1	3	3	2	3	0	0	0
75 & OVER	60	0	1	0	0	0	0	3	23	18	13	2	0	0	0
TOTAL	11380	159	1241	465	1009	706	547	683	1524	1338	1372	1076	602	459	199

CASELOAD  
TEXAS STATE SCHOOLS FOR THE MENTALLY RETARDED  
AS OF  
08/31/79

TYPE OF COMMITMENT BY FACILITY

TYPE OF COMMITMENT	TOTAL	RIO		FORT WORTH	RICH		CORPUS		SAN		ABILENE	AUSTIN	LUB BOCK	BREN		SAN ANTONIO
		GR.	MR DENTON		MOND	LUFKIN	CHRISTI	ANGELO	MEXIA	TRAVIS				HAM	ANTONIO	
<b>VOLUNTARY</b>																
NUMBER	2909	119	128	288	767	98	270	52	132	176	284	130	117	274	74	
PERCENT	25.56	74.84	10.31	61.94	76.02	13.88	49.36	7.61	8.66	13.15	20.70	12.08	19.44	59.69	37.19	
<b>INVOLUNTARY</b>																
NUMBER	2345	40	2	84	24	1	5	252	56	712	263	526	71	184	125	
PERCENT	20.61	25.16	0.16	18.06	2.38	0.14	0.91	36.90	3.67	53.21	19.17	48.88	11.79	40.09	62.81	
<b>CRISIS INTERVENTION</b>																
NUMBER	53	0	14	4	0	0	25	0	0	1	7	2	0	0	0	
PERCENT	0.46	0.00	1.13	0.86	0.01	0.00	4.57	0.00	0.01	0.08	0.51	0.19	0.00	0.00	0.00	
<b>NOT REPORTED *</b>																
NUMBER	6073	0	1097	89	218	607	247	379	1336	449	818	418	414	1	0	
PERCENT	53.37	0.00	88.40	19.14	21.61	85.98	45.16	55.49	87.66	33.56	59.62	38.85	68.77	0.22	0.00	
<b>TOTAL</b>																
NUMBER	11380	159	1241	465	1009	706	547	683	1524	1338	1372	1076	602	459	199	
PERCENT	100.00	1.40	10.91	4.09	8.87	6.20	4.81	6.00	13.39	11.76	12.06	9.46	5.29	4.03	1.75	

\* PRIOR TO 1972, TYPE OF COMMITMENT WAS NOT A REQUIRED ITEM FOR STATE SCHOOL REPORTING PURPOSES.



CASELOAD  
TEXAS STATE SCHOOLS FOR THE MENTALLY RETARDED  
AS OF  
08/31/79

## INTELLIGENCE QUOTIENT AND ADAPTIVE BEHAVIOR LEVEL BY FACILITY

I. Q. SCORE	TOTAL	RIO GR. MR	DENTON	FORT WORTH	RICH MOND	LUFKIN	CORPUS CHRISTI	SAN ANGELO	MEXIA	TRAVIS	ABILENE	AUSTIN	LUB BOCK	BREN HAM	SAN ANTONIO
0 - 19	3689	34	304	256	446	203	169	32	499	530	742	172	95	123	84
20 - 34	2454	36	214	83	253	165	142	220	342	343	246	158	83	150	19
35 - 49	1784	38	221	40	106	100	47	191	232	200	175	212	131	70	21
50 - 69	1548	26	178	37	87	87	34	187	257	169	127	184	122	42	11
70 - 80	149	2	18	1	8	11	4	31	21	16	5	21	8	1	2
OVER 80	61	0	8	3	6	1	6	6	2	8	8	10	3	0	0
OTHER MEAS. OF INTELL. FUNCT.	1655	21	298	28	103	139	138	16	161	72	69	318	157	73	62
NOT REPORTED	40	2	0	17	0	0	7	0	10	0	0	1	3	0	0
TOTAL	11380	159	1241	465	1009	706	547	683	1524	1338	1372	1076	602	459	199
ADAPTIVE BEHAVIOR LEVEL															
PROFOUND	4545	27	590	241	534	184	306	40	593	581	508	376	259	181	125
SEVERE	3904	62	286	149	291	353	151	308	604	444	611	347	82	161	55
MODERATE	2160	54	296	48	122	119	70	283	243	291	164	234	132	87	17
MILD	676	13	66	9	54	48	16	49	62	22	85	108	114	28	2
NO RETARDATION	64	2	3	2	8	2	3	3	12	0	4	11	12	2	0
NOT REPORTED	31	1	0	16	0	0	1	0	10	0	0	0	3	0	0
TOTAL	11380	159	1241	465	1009	706	547	683	1524	1338	1372	1076	602	459	199

CASELOAD  
TEXAS STATE SCHOOLS FOR THE MENTALLY RETARDED  
AS OF  
08/31/79

INTELLIGENCE QUOTIENT AND ADAPTIVE BEHAVIOR LEVEL BY AGE

I. Q. SCORE	TOTAL	0 - 12	13 - 17	18 - 24	25 - 34	35 - 44	45 - 54	55 - 64	65 & OVER
0 - 19	3689	319	455	979	920	433	289	177	117
20 - 34	2454	107	269	533	652	336	283	198	76
35 - 49	1784	46	200	369	550	272	165	126	56
50 - 69	1548	14	94	332	461	224	181	171	71
70 - 80	149	2	4	34	30	23	22	23	11
OVER 80	61	1	2	13	17	6	6	9	7
OTHER MEAS. OF INTELL. FUNCT.	1655	231	375	458	365	109	58	43	16
NOT REPORTED	40	13	6	8	8	4	1	0	0
TOTAL	11380	733	1405	2726	3003	1407	1005	747	354
ADAPTIVE BEHAVIOR LEVEL									
PROFOUND	4545	491	721	1200	1101	463	276	185	108
SEVERE	3904	155	390	810	1051	553	443	337	165
MODERATE	2160	58	219	500	614	296	227	183	63
MILD	676	17	67	185	215	86	50	38	18
NO RETARDATION	64	3	4	24	15	6	8	4	0
NOT REPORTED	31	9	4	7	7	3	1	0	0
TOTAL	11380	733	1405	2726	3003	1407	1005	747	354

CASELOAD  
TEXAS STATE SCHOOLS FOR THE MENTALLY RETARDED  
AS OF  
08/31/79

## AGE AND NET LENGTH OF STAY BY FACILITY

AGE GROUP AND LOS	TOTAL	RIO GR.	MR DENTON	FORT WORTH	RICH MOND	LUFKIN	CORPUS CHRISTI	SAN ANGELO	MEXIA	TRAVIS	ABILENE	AUSTIN	LUB BOCK	BREN HAM	SAN ANTONIO
<b>CHILDREN (0-12)</b>															
30 DAYS OR LESS	30	0	0	15	0	0	0	0	3	0	2	1	5	4	0
31 - 90 DAYS	17	1	1	5	2	0	1	0	0	0	2	0	1	4	0
91 - 365 DAYS	103	2	0	11	14	0	10	0	10	0	24	1	8	20	3
1 - 5 YEARS	309	1	17	73	44	7	19	0	18	6	46	4	18	54	2
OVER 5 YEARS	274	0	59	0	40	11	38	0	5	7	57	8	46	3	0
<b>TOTAL</b>	<b>733</b>	<b>4</b>	<b>77</b>	<b>104</b>	<b>100</b>	<b>18</b>	<b>68</b>	<b>0</b>	<b>36</b>	<b>13</b>	<b>131</b>	<b>14</b>	<b>78</b>	<b>85</b>	<b>5</b>
<b>ADOLESCENTS (13-17)</b>															
30 DAYS OR LESS	23	1	6	6	0	0	1	0	2	0	5	0	1	0	1
31 - 90 DAYS	12	0	0	1	0	0	0	0	1	0	5	1	1	3	0
91 - 365 DAYS	86	11	1	7	5	1	5	0	3	0	12	3	17	5	16
1 - 5 YEARS	393	14	12	82	47	12	24	0	53	10	38	13	10	66	12
OVER 5 YEARS	891	0	122	0	177	106	91	0	62	40	108	81	89	15	0
<b>TOTAL</b>	<b>1405</b>	<b>26</b>	<b>141</b>	<b>96</b>	<b>229</b>	<b>119</b>	<b>121</b>	<b>0</b>	<b>121</b>	<b>50</b>	<b>168</b>	<b>98</b>	<b>118</b>	<b>89</b>	<b>29</b>
<b>ADULTS (18-64)</b>															
30 DAYS OR LESS	75	0	9	12	3	1	0	6	3	34	0	5	0	2	0
31 - 90 DAYS	32	1	1	6	1	0	1	13	4	0	2	1	0	1	1
91 - 365 DAYS	216	22	5	20	9	2	11	23	15	1	18	3	16	9	62
1 - 5 YEARS	1276	66	50	227	107	37	79	89	101	43	74	61	73	168	101
OVER 5 YEARS	7289	40	954	0	558	525	267	472	1154	1101	934	862	317	105	0
<b>TOTAL</b>	<b>8888</b>	<b>129</b>	<b>1019</b>	<b>265</b>	<b>678</b>	<b>565</b>	<b>358</b>	<b>603</b>	<b>1277</b>	<b>1179</b>	<b>1028</b>	<b>932</b>	<b>406</b>	<b>285</b>	<b>164</b>
<b>SENIORS (65 &amp; OVER)</b>															
30 DAYS OR LESS	6	0	0	0	0	0	0	0	0	6	0	0	0	0	0
31 - 90 DAYS	0	0	0	0	0	0	0	0	0	0	0	0	0	0	0
91 - 365 DAYS	0	0	0	0	0	0	0	0	0	0	0	0	0	0	0
1 - 5 YEARS	9	0	0	0	0	0	0	3	0	3	1	1	0	0	1
OVER 5 YEARS	339	0	4	0	2	4	0	77	90	87	44	31	0	0	0
<b>TOTAL</b>	<b>354</b>	<b>0</b>	<b>4</b>	<b>0</b>	<b>2</b>	<b>4</b>	<b>0</b>	<b>80</b>	<b>90</b>	<b>96</b>	<b>45</b>	<b>32</b>	<b>0</b>	<b>0</b>	<b>1</b>
<b>GRAND TOTAL</b>	<b>11380</b>	<b>159</b>	<b>1241</b>	<b>465</b>	<b>1009</b>	<b>706</b>	<b>547</b>	<b>683</b>	<b>1524</b>	<b>1338</b>	<b>1372</b>	<b>1076</b>	<b>602</b>	<b>459</b>	<b>199</b>

CASELOAD  
TEXAS STATE SCHOOLS FOR THE MENTALLY RETARDED  
AS OF  
08/31/79

## AGE AND NET LENGTH OF STAY BY ADAPTIVE BEHAVIOR LEVEL

AGE GROUP AND LOS	TOTAL	PROFOUND	SEVERE	MODERATE	MILD	NO RETARDATION	NOT REPORTED
<b>CHILDREN (0-12)</b>							
30 DAYS OR LESS	30	15	3	2	1	0	9
31 - 90 DAYS	17	11	5	0	0	1	0
91 - 365 DAYS	103	62	28	10	3	0	0
1 - 5 YEARS	309	191	72	34	10	2	0
OVER 5 YEARS	274	212	47	12	3	0	0
<b>TOTAL</b>	<b>733</b>	<b>491</b>	<b>155</b>	<b>58</b>	<b>17</b>	<b>3</b>	<b>9</b>
<b>ADOLESCENTS (13-17)</b>							
30 DAYS OR LESS	23	5	3	8	3	0	4
31 - 90 DAYS	12	2	5	4	0	1	0
91 - 365 DAYS	86	36	25	18	7	0	0
1 - 5 YEARS	393	156	117	85	32	3	0
OVER 5 YEARS	891	522	240	104	25	0	0
<b>TOTAL</b>	<b>1405</b>	<b>721</b>	<b>390</b>	<b>219</b>	<b>67</b>	<b>4</b>	<b>4</b>
<b>ADULTS (18-64)</b>							
30 DAYS OR LESS	75	36	9	13	4	1	12
31 - 90 DAYS	32	4	12	10	0	0	6
91 - 365 DAYS	216	66	68	62	18	2	0
1 - 5 YEARS	1276	405	453	268	136	14	0
OVER 5 YEARS	7289	2714	2652	1467	416	40	0
<b>TOTAL</b>	<b>8888</b>	<b>3225</b>	<b>3194</b>	<b>1820</b>	<b>574</b>	<b>57</b>	<b>18</b>
<b>SENIORS (65 &amp; OVER)</b>							
30 DAYS OR LESS	6	3	3	0	0	0	0
31 - 90 DAYS	0	0	0	0	0	0	0
91 - 365 DAYS	0	0	0	0	0	0	0
1 - 5 YEARS	9	2	3	4	0	0	0
OVER 5 YEARS	339	103	159	59	18	0	0
<b>TOTAL</b>	<b>354</b>	<b>108</b>	<b>165</b>	<b>63</b>	<b>18</b>	<b>0</b>	<b>0</b>
<b>GRAND TOTAL</b>	<b>11380</b>	<b>4545</b>	<b>3904</b>	<b>2160</b>	<b>676</b>	<b>64</b>	<b>31</b>

CASELOAD  
TEXAS STATE SCHOOLS FOR THE MENTALLY RETARDED  
AS OF  
08/31/79

SENSORY AND MOBILITY IMPAIRMENT BY FACILITY

	TOTAL	RIO GR.	MR DENTON	FORT WORTH	RICH MOND	LUFKIN	CORPUS CHRISTI	SAN ANGELO	MEXIA	TRAVIS	ABILENE	AUSTIN	LUB BOCK	BREN HAM	SAN ANTONIO
<b>VISUAL IMPAIRMENT</b>															
MILD	2138	23	322	83	233	85	117	308	262	149	192	187	51	101	25
MODERATE	907	9	83	43	164	26	67	102	84	110	85	81	28	19	6
SEVERE	937	1	81	39	82	25	53	13	178	110	157	109	57	19	13
<b>TOTAL IMPAIRED</b>	<b>3982</b>	<b>33</b>	<b>486</b>	<b>165</b>	<b>479</b>	<b>136</b>	<b>237</b>	<b>423</b>	<b>524</b>	<b>369</b>	<b>434</b>	<b>377</b>	<b>136</b>	<b>139</b>	<b>44</b>
<b>PERCENT OF CASELOAD</b>	<b>34.99</b>	<b>20.75</b>	<b>39.16</b>	<b>35.48</b>	<b>47.47</b>	<b>19.26</b>	<b>43.33</b>	<b>61.93</b>	<b>34.38</b>	<b>27.58</b>	<b>31.63</b>	<b>35.04</b>	<b>22.59</b>	<b>30.28</b>	<b>22.11</b>
<b>HEARING IMPAIRMENT</b>															
MILD	927	5	104	34	108	24	8	181	110	81	42	144	15	42	29
MODERATE	361	3	30	16	56	11	11	44	48	56	21	32	15	10	8
SEVERE	377	1	32	9	48	11	9	16	59	40	47	55	32	11	7
<b>TOTAL IMPAIRED</b>	<b>1665</b>	<b>9</b>	<b>166</b>	<b>59</b>	<b>212</b>	<b>46</b>	<b>28</b>	<b>241</b>	<b>217</b>	<b>177</b>	<b>110</b>	<b>231</b>	<b>62</b>	<b>63</b>	<b>44</b>
<b>PERCENT OF CASELOAD</b>	<b>14.63</b>	<b>5.66</b>	<b>13.38</b>	<b>12.69</b>	<b>21.01</b>	<b>6.52</b>	<b>5.12</b>	<b>35.29</b>	<b>14.24</b>	<b>13.23</b>	<b>8.02</b>	<b>21.47</b>	<b>10.30</b>	<b>13.73</b>	<b>22.11</b>
<b>MOBILITY IMPAIRMENT</b>															
MILD	2075	29	236	92	251	69	100	121	331	214	275	161	91	63	42
MODERATE	839	6	82	34	93	42	39	18	123	91	114	113	34	26	24
SEVERE	1140	1	193	102	140	27	86	1	71	162	189	71	71	20	6
BEDFAST	971	0	102	43	91	98	109	2	158	48	117	61	105	36	1
<b>TOTAL IMPAIRED</b>	<b>5025</b>	<b>36</b>	<b>613</b>	<b>271</b>	<b>575</b>	<b>236</b>	<b>334</b>	<b>142</b>	<b>683</b>	<b>515</b>	<b>695</b>	<b>406</b>	<b>301</b>	<b>145</b>	<b>73</b>
<b>PERCENT OF CASELOAD</b>	<b>44.16</b>	<b>22.64</b>	<b>49.40</b>	<b>58.28</b>	<b>56.99</b>	<b>33.43</b>	<b>61.06</b>	<b>20.79</b>	<b>44.82</b>	<b>38.49</b>	<b>50.66</b>	<b>37.73</b>	<b>50.00</b>	<b>31.59</b>	<b>36.68</b>

CASELOAD  
TEXAS STATE SCHOOLS FOR THE MENTALLY RETARDED  
AS OF  
08/31/79

MULTIPLE SENSORY IMPAIRMENT BY FACILITY

DEGREE OF IMPAIRMENT		TOTAL	RIO GR.	MR DENTON	FORT WORTH	RICH MOND	LUFKIN	CORPUS CHRISTI	SAN ANGELO	MEXIA	TRAVIS	ABILENE	AUSTIN	LUB BOCK	BREN HAM	SAN ANTONIO
VISION	HEARING															
MILD	MILD	341	3	47	6	48	9	3	95	33	20	11	43	0	15	8
MILD	MODERATE	68	2	7	4	8	3	1	22	6	4	2	4	2	2	1
MILD	SEVERE	47	0	10	1	5	1	0	8	7	2	5	5	1	1	1
MODERATE	MILD	106	0	5	7	16	0	0	34	8	11	7	11	0	7	0
MODERATE	MODERATE	82	1	8	2	23	1	5	13	7	11	0	7	2	2	0
MODERATE	SEVERE	43	0	1	1	6	0	1	3	5	8	5	10	2	1	0
SEVERE	MILD	106	1	7	8	14	0	2	3	29	13	5	21	2	0	1
SEVERE	MODERATE	85	0	6	2	11	1	0	1	18	22	13	5	3	2	1
SEVERE	SEVERE	120	0	9	3	23	2	6	1	28	7	20	4	8	6	3
TOTAL		998	7	100	34	154	17	18	180	141	98	68	110	20	36	15
PERCENT OF CASELOAD		8.77	4.40	8.06	7.31	15.26	2.41	3.29	26.35	9.25	7.32	4.96	10.22	3.32	7.84	7.54

CASELOAD  
TEXAS STATE SCHOOLS FOR THE MENTALLY RETARDED  
AS OF  
08/31/79

CONVULSIVE DISORDER BY FACILITY

CONVULSIVE DISORDER	TOTAL	RIO GR.	MR DENTON	FORT WORTH	RICH MOND	LUFKIN	CORPUS CHRISTI	SAN ANGELO	MEXIA	TRAVIS	ABILENE	AUSTIN	LUB BOCK	BREN HAM	SAN ANTONIO
AKINETIC	26	0	1	1	10	2	0	0	3	2	1	2	1	2	1
AUTONOMIC	28	0	0	0	3	0	2	0	3	19	0	0	1	0	0
FOCAL	22	0	2	1	4	1	3	1	0	0	0	6	4	0	0
MAJOR MOTOR	3126	1	503	85	209	269	152	68	304	423	642	178	190	58	44
MYOCLONIC	52	0	1	1	14	3	7	0	1	0	2	11	9	2	1
PETIT MAL	129	0	10	8	14	6	2	2	9	15	22	23	11	4	3
PSYCHOMOTOR	41	0	2	0	10	4	2	0	5	7	0	6	0	4	1
OTHER	235	0	33	34	55	8	10	0	9	4	13	38	16	7	8
UNSPECIFIED	1029	24	130	73	163	17	126	69	176	48	36	54	25	84	4
TOTAL	4688	25	682	203	482	310	304	140	510	518	716	318	257	161	62
NONE	6528	65	559	246	525	395	231	542	1008	779	655	745	345	298	135
NOT REPORTED	164	69	0	16	2	1	12	1	6	41	1	13	0	0	2
GRAND TOTAL	11380	159	1241	465	1009	706	547	683	1524	1338	1372	1076	602	459	199

CASELOAD  
TEXAS STATE SCHOOLS FOR THE MENTALLY RETARDED  
AS OF  
08/31/79

## MOTOR DYSFUNCTION BY FACILITY

MOTOR DYSFUNCTION	TOTAL	RIO GR.	MR DENTON	FORT WORTH	RICH MOND	LUFKIN	CORPUS CHRISTI	SAN ANGELO	MEXIA	TRAVIS	ABILENE	AUSTIN	LUB BOCK	BREN HAM	SAN ANTONIO
ATAXIA	324	0	20	5	13	17	9	9	197	5	7	12	7	13	10
HYPOTONIA	458	1	52	17	37	18	72	2	127	24	50	12	21	20	5
CHOREOATHETOSIS	73	1	11	0	14	7	13	0	2	3	5	13	2	1	1
DYSTONIA	70	0	3	4	5	6	4	0	14	2	4	19	5	2	2
RIGIDITY	240	0	132	14	8	0	8	8	16	7	23	13	4	2	5
TREMORS	84	0	7	3	11	0	1	14	18	18	4	4	1	2	1
SPASTICITY	2501	1	415	154	259	161	180	9	190	337	281	224	188	74	28
OTHER	289	0	11	10	68	29	26	2	2	11	63	43	13	7	4
UNSPECIFIED	2171	7	74	14	259	50	113	23	390	225	824	85	71	31	5
TOTAL	6210	10	725	221	674	288	426	67	956	632	1261	425	312	152	61
NONE	5004	80	516	228	332	417	108	615	562	665	110	638	290	307	136
NOT REPORTED	166	69	0	16	3	1	13	1	6	41	1	13	0	0	2
GRAND TOTAL	11380	159	1241	465	1009	706	547	683	1524	1338	1372	1076	602	459	199



CASELOAD  
TEXAS STATE SCHOOLS FOR THE MENTALLY RETARDED  
AS OF  
08/31/79

PSYCHIATRIC IMPAIRMENT BY FACILITY

PSYCHIATRIC IMPAIRMENT	TOTAL	RIO GR.	MR DENTON	FORT WORTH	RICH MOND LUFKIN	CORPUS CHRISTI	SAN ANGELO	MEXIA	TRAVIS	ABILENE	AUSTIN	LUB BOCK	BREM HAM	SAN ANTONIO	
PSYCHOSIS	221	0	27	2	53	37	5	16	18	16	1	2	13	29	2
NEUROSIS	61	0	7	0	10	4	4	3	11	4	0	3	14	0	1
CHARACTER	525	3	56	19	172	29	16	2	106	66	6	2	42	4	2
PSYCHOGENIC	19	0	7	4	1	2	2	0	0	0	0	0	2	1	0
OTHER	122	0	11	6	29	39	7	0	3	9	2	5	6	3	2
UNSPECIFIED	535	9	95	13	56	42	79	52	75	45	6	3	15	44	1
TOTAL	1483	12	203	44	321	153	113	73	213	140	15	15	92	81	8
NONE	9733	78	1038	404	687	552	422	609	1305	1157	1356	1048	510	378	189
NOT REPORTED	164	69	0	17	1	1	12	1	6	41	1	13	0	0	2
GRAND TOTAL	11380	159	1241	465	1009	706	547	683	1524	1338	1372	1076	602	459	199

CASELOAD  
TEXAS STATE SCHOOLS FOR THE MENTALLY RETARDED  
AS OF  
08/31/79

PHYSICAL DIAGNOSIS BY FACILITY

PHYSICAL DIAGNOSIS (ICDA)	TOTAL	RIO GR.	MR DENTON	FORT WORTH	RICH MOND	LUFKIN	CORPUS CHRISTI	SAN ANGELO	MEXIA	TRAVIS	ABILENE	AUSTIN	LUB BOCK	BREN HAM	SAN ANTONIO
INFECTIVE, PARASITIC	119	2	12	4	3	2	3	5	5	27	45	4	2	2	3
MALIGNANT NEOPLASMS	12	0	0	0	1	0	0	3	1	6	1	0	0	0	0
OTHER NEOPLASMS	27	0	3	0	1	3	1	1	2	9	4	1	0	2	0
ENDOCRINE, METABOLIC	349	7	56	12	11	15	7	38	78	27	50	13	7	7	21
BLOOD, BLOOD FMG ORG	18	0	2	0	3	1	0	4	0	2	2	0	2	1	1
NERVOUS SYSTEM	3694	42	68	142	313	320	230	134	678	685	641	97	225	42	77
CIRCULATORY	336	6	14	2	9	19	2	74	106	63	17	11	11	1	1
RESPIRATORY	92	1	9	2	3	8	1	20	14	7	8	12	5	0	2
DIGESTIVE	109	3	25	4	0	13	3	17	15	14	4	3	3	3	2
GENITOURINARY	91	0	18	2	1	22	2	9	4	22	4	2	1	2	2
SKIN, SUBCUTANEOUS	132	2	29	0	2	5	6	5	12	28	18	4	5	7	9
MUSCULOSKELETAL	290	4	23	5	2	28	24	16	113	33	25	6	4	2	5
CONGENITAL ANOMALY	1345	9	83	78	197	29	96	43	221	86	288	64	33	85	33
OTHER	146	2	7	10	3	0	3	6	8	6	92	5	1	0	3
ILL DEFINED, NONE	4442	52	892	166	458	237	157	304	262	281	166	824	300	303	40
NOT REPORTED	178	29	0	38	2	4	12	4	5	42	7	30	3	2	0
TOTAL	11380	159	1241	465	1009	706	547	683	1524	1338	1372	1076	602	459	199

CASELOAD  
TEXAS STATE SCHOOLS FOR THE MENTALLY RETARDED  
AS OF  
08/31/79

COUNTY OF RESIDENCE BY AGE

COUNTY OF RESIDENCE	TOTAL	0 - 12	13 - 17	18 - 24	25 - 34	35 - 44	45 - 54	55 - 64	65 & OVER
ANDERSON	28	4	2	6	10	1	3	2	0
ANDREWS	6	0	3	1	2	0	0	0	0
ANGELINA	88	4	7	21	20	15	9	6	6
ARANSAS	8	3	1	1	2	1	0	0	0
ARCHER	4	0	0	3	0	1	0	0	0
ARMSTRONG	2	0	0	1	0	1	0	0	0
ATASCOSA	19	0	1	6	8	3	0	1	0
AUSTIN	15	0	2	4	2	1	1	5	0
BAILEY	12	0	2	5	1	0	1	2	1
BANDERA	9	0	1	3	4	1	0	0	0
BASTROP	20	0	1	5	5	4	5	0	0
BAYLOR	5	0	0	2	1	1	1	0	0
BEE	15	1	1	3	5	3	1	1	0
BELL	87	6	6	22	27	6	8	8	4
BEXAR	637	21	81	157	204	74	43	41	16
BLANCO	2	0	0	0	0	0	1	1	0
BORDEN	0	0	0	0	0	0	0	0	0
BOSQUE	16	0	1	1	4	3	6	0	1
BOWIE	63	2	8	15	22	8	5	2	1
BRAZORIA	93	2	14	20	34	10	6	4	3
BRAZOS	67	7	10	18	16	4	4	5	3
BREMSTER	6	1	0	2	1	0	1	1	0
BRISCOE	1	0	1	0	0	0	0	0	0
BROOKS	9	0	2	2	3	2	0	0	0
BROWN	38	2	6	6	8	3	5	7	1
BURLESON	20	5	2	3	6	2	1	1	0
BURNET	20	0	3	3	6	2	4	2	0
CALDWELL	13	0	1	2	5	2	2	1	0
CALHOUN	17	2	3	5	5	1	0	1	0
CALLAHAN	16	1	0	5	3	3	1	2	1
CAMERON	111	5	19	36	27	9	8	4	3
CAMP	5	0	1	2	2	0	0	0	0
CARSON	8	0	1	5	1	1	0	0	0
CASS	32	3	5	6	6	6	1	5	0
CASTRO	6	0	0	2	2	1	0	0	1
CHAMBERS	10	1	2	3	0	3	1	0	0
CHEROKEE	52	3	5	9	13	7	7	5	3
CHILDRESS	7	1	0	2	0	2	1	0	1

CASELOAD  
TEXAS STATE SCHOOLS FOR THE MENTALLY RETARDED  
AS OF  
08/31/79

COUNTY OF RESIDENCE BY AGE

COUNTY OF RESIDENCE	TOTAL	0 - 12	13 - 17	18 - 24	25 - 34	35 - 44	45 - 54	55 - 64	65 & OVER
CLAY	5	1	1	1	1	1	0	0	0
COCHRAN	5	0	0	1	3	0	0	1	0
COKE	5	0	0	2	2	0	0	1	0
COLEMAN	17	1	2	4	5	1	3	0	1
COLLIN	76	3	11	19	25	9	4	5	0
COLLINGSWORTH	2	1	0	1	0	0	0	0	0
COLORADO	28	1	4	6	12	1	1	3	0
COMAL	17	1	1	2	5	4	3	1	0
COMANCHE	17	1	1	0	4	6	2	1	2
CONCHO	2	0	0	0	1	1	0	0	0
COOKE	25	2	0	6	6	5	2	3	1
CORYELL	20	2	4	7	3	3	0	1	0
COTTLE	3	0	1	1	0	0	0	1	0
CRANE	5	0	2	1	1	0	1	0	0
CROCKETT	6	0	0	1	3	1	1	0	0
CROSBY	8	0	1	3	2	0	1	1	0
CULBERSON	1	0	1	0	0	0	0	0	0
DALLAM	7	0	1	0	1	2	0	1	2
DALLAS	1174	114	150	333	310	128	70	48	21
DAWSON	19	1	2	5	2	4	2	2	1
DEAF SMITH	25	2	6	10	5	0	1	1	0
DELTA	4	0	1	1	0	0	0	1	1
DENTON	120	6	19	28	52	5	3	7	0
DEWITT	21	1	3	3	7	1	3	2	1
DICKENS	5	0	2	0	0	2	0	1	0
DIMMIT	11	1	1	2	2	2	3	0	0
DONLEY	3	0	1	1	0	0	1	0	0
DUVAL	13	3	3	2	5	0	0	0	0
EASTLAND	34	1	2	2	10	6	6	5	2
ECTOR	69	3	9	17	19	8	6	3	4
EDWARDS	1	0	0	0	1	0	0	0	0
ELLIS	45	2	2	10	11	8	3	6	3
EL PASO	158	14	29	36	37	12	16	10	4
ERATH	16	1	2	4	4	1	2	2	0
FALLS	30	1	2	9	4	6	4	4	0
FANNIN	14	0	0	2	7	2	1	1	1
FAYETTE	14	0	1	3	2	3	1	2	2
FISHER	8	0	2	2	0	1	1	1	1

CASELOAD  
TEXAS STATE SCHOOLS FOR THE MENTALLY RETARDED  
AS OF  
08/31/79

COUNTY OF RESIDENCE BY AGE

COUNTY OF RESIDENCE	TOTAL	0 - 12	13 - 17	18 - 24	25 - 34	35 - 44	45 - 54	55 - 64	65 & OVER
FLOYD	21	2	3	2	6	1	1	4	2
FOARD	1	0	0	0	1	0	0	0	0
FORT BEND	64	3	12	14	17	8	8	1	1
FRANKLIN	6	0	0	3	0	2	1	0	0
FREESTONE	16	1	1	3	3	2	3	1	2
FRIO	7	0	0	1	3	2	1	0	0
GAINES	12	0	2	3	0	4	1	2	0
GALVESTON	134	8	22	28	37	13	11	9	6
GARZA	4	0	1	0	2	0	1	0	0
GILLESPIE	10	0	0	2	4	0	3	1	0
GLASSCOCK	0	0	0	0	0	0	0	0	0
GOLIAD	6	1	0	1	1	2	0	1	0
GONZALES	16	0	2	4	5	1	0	3	1
GRAY	21	2	1	6	5	5	1	0	1
GRAYSON	86	0	5	19	28	14	11	5	4
GREGG	83	1	15	20	21	12	8	5	1
GRINES	23	4	2	3	5	4	0	3	2
GUADALUPE	35	3	4	6	12	2	3	2	3
HALE	40	1	5	11	12	4	5	1	1
HALL	4	0	0	0	2	0	1	1	0
HAMILTON	9	0	0	3	0	1	1	4	0
HANSFORD	4	0	1	1	1	1	0	0	0
HARDEMAN	12	0	1	4	4	2	0	1	0
HARDIN	25	3	2	7	4	4	4	0	1
HARRIS	1404	126	228	349	368	154	92	60	27
HARRISON	42	6	2	6	10	8	4	4	2
HARTLEY	0	0	0	0	0	0	0	0	0
HASKELL	5	0	0	0	1	1	3	0	0
HAYS	37	0	3	9	14	5	3	1	2
HENPHILL	4	0	2	0	1	0	1	0	0
HENDERSON	39	1	2	7	9	8	6	3	3
HIDALGO	129	11	17	36	35	21	5	3	1
HILL	33	1	3	7	6	5	2	9	0
HOCKLEY	19	2	2	2	6	5	1	1	0
HOOD	8	0	0	1	4	1	1	1	0
HOPKINS	20	1	0	4	4	2	5	2	2
HOUSTON	22	1	2	3	6	3	4	2	1
HOWARD	48	2	5	10	12	9	5	4	1

CASELOAD  
TEXAS STATE SCHOOLS FOR THE MENTALLY RETARDED  
AS OF  
08/31/79

## COUNTY OF RESIDENCE BY AGE

COUNTY OF RESIDENCE	TOTAL	0 - 12	13 - 17	18 - 24	25 - 34	35 - 44	45 - 54	55 - 64	65 & OVER
HUDSPETH	4	0	0	1	0	1	1	1	0
HUNT	39	4	3	6	14	5	1	5	1
HUTCHINSON	23	0	2	6	8	4	2	1	0
IRION	2	0	0	1	0	0	1	0	0
JACK	4	0	1	0	1	1	0	0	1
JACKSON	21	1	0	10	6	2	1	0	1
JASPER	37	0	6	16	3	6	4	2	0
JEFF DAVIS	0	0	0	0	0	0	0	0	0
JEFFERSON	191	9	30	37	53	28	19	11	4
JIM HOGG	1	0	0	1	0	0	0	0	0
JIM WELLS	29	0	4	7	13	1	2	1	1
JOHNSON	51	3	7	10	16	5	4	2	4
JONES	26	0	2	6	3	3	7	5	0
KARNES	11	0	1	1	6	2	0	0	1
KAUFMAN	36	3	7	4	14	3	3	0	2
KENDALL	6	0	0	2	1	1	1	1	0
KENEDY	2	0	0	0	0	2	0	0	0
KENT	1	0	0	0	0	1	0	0	0
KERR	18	0	0	3	6	5	3	0	1
KIMBLE	4	1	1	0	1	0	1	0	0
KING	0	0	0	0	0	0	0	0	0
KINNEY	2	0	1	0	1	0	0	0	0
KLEBERG	21	1	1	7	8	1	2	1	0
KNOX	6	0	2	1	1	1	0	0	1
LAMAR	31	2	3	6	4	5	5	3	3
LAMB	25	1	6	5	6	4	0	3	0
LAMPASAS	11	0	0	1	1	0	4	3	2
LASALLE	4	0	2	1	0	0	0	0	1
LAVACA	15	2	1	3	2	1	2	2	2
LEE	10	0	0	2	1	3	1	2	1
LEON	13	1	2	1	4	3	0	2	0
LIBERTY	47	2	5	10	14	8	3	3	2
LIMESTONE	148	2	9	17	36	30	22	19	13
LIPSCOMB	4	0	0	0	2	1	0	1	0
LIVE OAK	6	0	1	1	3	1	0	0	0
LLANO	8	0	0	2	2	3	0	1	0
LOVING	0	0	0	0	0	0	0	0	0
LUBBOCK	256	24	39	65	76	25	12	10	5

CASELOAD  
TEXAS STATE SCHOOLS FOR THE MENTALLY RETARDED  
AS OF  
08/31/79

COUNTY OF RESIDENCE BY AGE

COUNTY OF RESIDENCE	TOTAL	0 - 12	13 - 17	18 - 24	25 - 34	35 - 44	45 - 54	55 - 64	65 & OVER
LYNN	14	0	1	8	4	0	1	0	0
MCCULLOCH	10	0	1	1	3	1	1	2	1
MCLENNAN	194	15	22	42	38	26	25	17	9
MCMLLEN	2	0	0	1	0	0	0	1	0
MADISON	5	0	0	0	0	0	2	2	1
MARION	7	0	0	1	5	1	0	0	0
MARTIN	6	0	0	3	1	0	1	0	1
MASON	2	0	0	0	0	1	0	1	0
MATAGORDA	25	0	3	7	5	7	2	1	0
MAVERICK	13	1	3	5	2	0	1	1	0
MEDINA	12	2	1	2	3	1	2	1	0
MENARD	3	0	0	1	1	0	1	0	0
MIDLAND	56	6	5	8	17	8	7	4	1
MILAM	39	2	3	6	14	4	5	3	2
MILLS	8	1	0	0	1	3	0	2	1
MITCHELL	6	2	1	1	0	2	0	0	0
MONTAGUE	12	0	2	2	2	0	2	2	2
MONTGOMERY	90	7	12	27	20	13	6	4	1
MOORE	10	2	0	3	3	1	0	1	0
MORRIS	14	1	1	3	3	3	0	2	1
MOTLEY	3	0	1	0	0	0	1	1	0
NACOGDOCHES	39	2	4	13	6	6	5	2	1
NAVARRO	55	5	6	10	8	10	4	9	3
NEWTON	5	0	2	2	1	0	0	0	0
NOLAN	33	4	4	5	10	4	4	2	0
NUECES	248	11	32	76	80	19	19	7	4
OCHILTREE	3	0	0	0	2	0	1	0	0
OLDHAM	2	0	1	1	0	0	0	0	0
ORANGE	78	7	13	21	12	17	4	1	3
PALO PINTO	21	1	2	7	3	2	3	2	1
PANOLA	15	1	1	1	4	2	2	3	1
PARKER	31	2	3	10	11	0	3	1	1
PARMER	10	0	1	3	1	2	0	2	1
PECOS	13	3	2	2	4	0	2	0	0
POLK	19	0	2	5	7	2	0	0	3
POTTER	101	9	11	28	25	13	9	6	0
PRESIDIO	4	2	0	0	0	0	2	0	0
RAINS	2	0	0	1	0	0	1	0	0

CASELOAD  
TEXAS STATE SCHOOLS FOR THE MENTALLY RETARDED  
AS OF  
08/31/79

COUNTY OF RESIDENCE BY AGE

COUNTY OF RESIDENCE	TOTAL	0 - 12	13 - 17	18 - 24	25 - 34	35 - 44	45 - 54	55 - 64	65 & OVER
RANDALL	14	1	1	6	2	2	1	0	1
REAGAN	7	2	0	2	1	2	0	0	0
REAL	2	0	1	0	0	0	0	1	0
RED RIVER	16	0	3	2	7	0	2	2	0
REEVES	17	1	2	2	3	3	2	1	3
REFUGIO	9	0	1	2	2	1	2	1	0
ROBERTS	3	0	0	0	2	1	0	0	0
ROBERTSON	25	0	2	5	10	4	2	2	0
ROCKWALL	8	1	2	2	1	0	2	0	0
RUNNELS	12	2	3	1	1	2	1	2	0
RUSK	39	1	6	13	7	1	4	4	3
SABINE	11	0	4	2	2	1	2	0	0
SAN AUGUSTINE	15	0	1	5	3	2	2	1	1
SAN JACINTO	10	1	1	2	2	2	2	0	0
SAN PATRICIO	46	4	6	17	8	3	6	2	0
SAN SABA	7	0	1	0	1	2	1	1	1
SCHLEICHER	3	1	0	2	0	0	0	0	0
SCURRY	18	2	2	5	2	3	2	1	1
SHACKELFORD	3	0	0	1	1	0	0	1	0
SHELBY	22	1	3	5	3	3	3	2	2
SHERMAN	2	0	1	0	1	0	0	0	0
SMITH	93	11	11	27	19	9	10	5	1
SOMERVELL	3	0	0	0	1	0	1	0	1
STARR	5	2	0	1	1	0	1	0	0
STEPHENS	13	1	0	5	4	0	2	0	1
STERLING	2	0	1	1	0	0	0	0	0
STONEMALL	3	0	0	1	0	2	0	0	0
SUTTON	4	0	1	0	2	0	1	0	0
SWISHER	14	1	0	5	5	2	0	1	0
TARRANT	684	51	89	167	192	91	53	28	13
TAYLOR	159	19	16	41	39	19	6	12	7
TERRELL	2	0	0	1	1	0	0	0	0
TERRY	20	2	3	3	5	1	2	3	1
THROCKMORTON	1	0	0	1	0	0	0	0	0
TITUS	11	0	2	0	4	2	1	2	0
TOM GREEN	124	8	6	11	19	17	27	23	13
TRAVIS	427	13	34	103	115	59	46	40	17
TRINITY	11	0	1	4	2	2	2	0	0



CASELOAD  
TEXAS STATE SCHOOLS FOR THE MENTALLY RETARDED  
AS OF  
08/31/79

COUNTY OF RESIDENCE	TOTAL	COUNTY OF RESIDENCE BY AGE							
		0 - 12	13 - 17	18 - 24	25 - 34	35 - 44	45 - 54	55 - 64	65 & OVER
TYLER	15	0	3	4	3	2	1	2	0
UPSHUR	19	1	1	6	6	1	4	0	0
UPTON	6	2	0	0	0	2	2	0	0
UVALDE	12	0	0	1	3	3	3	2	0
VAL VERDE	14	0	3	2	3	3	2	1	0
VAN ZANDT	24	1	2	6	4	3	4	3	1
VICTORIA	61	4	8	12	19	7	7	3	1
WALKER	19	1	2	5	5	2	2	2	0
WALLER	24	4	1	8	4	1	3	1	2
WARD	11	3	1	3	2	0	2	0	0
WASHINGTON	16	2	1	4	3	2	2	2	0
WEBB	52	3	11	13	12	9	2	2	0
WHARTON	49	4	4	10	15	8	4	3	1
WHEELER	5	0	2	0	1	0	0	2	0
WICHITA	99	8	16	21	24	13	6	8	3
WILBARGER	19	1	3	6	2	2	2	1	2
WILLACY	18	0	1	9	5	2	0	1	0
WILLIAMSON	65	0	7	14	11	14	9	9	1
WILSON	12	0	0	4	2	1	2	2	1
WINKLER	4	1	1	0	2	0	0	0	0
WISE	23	1	5	3	6	3	0	5	0
WOOD	29	2	4	3	10	4	2	3	1
YOAKUM	9	1	0	3	2	0	3	0	0
YOUNG	17	0	5	2	3	3	2	2	0
ZAPATA	0	0	0	0	0	0	0	0	0
ZAVALA	8	0	0	2	3	0	1	2	0
TEXAS COUNTY UNKNOMN	70	0	1	5	11	13	17	10	13
OUT OF STATE	443	10	39	109	116	59	57	31	22
NOT REPORTED	0	0	0	0	0	0	0	0	0
TOTAL	11380	733	1405	2726	3003	1407	1005	747	354

CASELOAD  
TEXAS STATE SCHOOLS FOR THE MENTALLY RETARDED  
AS OF  
08/31/79

COUNTY OF RESIDENCE BY ADAPTIVE BEHAVIOR LEVEL

COUNTY OF RESIDENCE	TOTAL	PROFOUND	SEVERE	MODERATE	MILD	NO RETARDATION	NOT REPORTED
ANDERSON	28	6	14	7	1	0	0
ANDREWS	6	3	1	2	0	0	0
ANGELINA	88	28	39	15	6	0	0
ARANSAS	8	4	4	0	0	0	0
ARCHER	4	0	3	1	0	0	0
ARMSTRONG	2	2	0	0	0	0	0
ATASCOSA	19	6	8	3	2	0	0
AUSTIN	15	8	4	2	1	0	0
BAILEY	12	3	4	4	1	0	0
BANDERA	9	6	1	1	1	0	0
BASTROP	20	8	5	5	2	0	0
BAYLOR	5	2	3	0	0	0	0
BEE	15	8	4	3	0	0	0
BELL	87	40	28	17	2	0	0
BEXAR	637	312	203	96	22	4	0
BLANCO	2	0	1	1	0	0	0
BORDEN	0	0	0	0	0	0	0
BOSQUE	16	5	6	4	1	0	0
BOWIE	63	23	20	12	8	0	0
BRAZORIA	93	36	35	12	10	0	0
BRAZOS	67	30	25	11	1	0	0
BREWSTER	6	3	1	2	0	0	0
BRISCOE	1	0	1	0	0	0	0
BROOKS	9	4	2	2	1	0	0
BROWN	38	7	17	11	3	0	0
BURLESON	20	10	4	4	2	0	0
BURNET	20	7	10	2	1	0	0
CALDWELL	13	2	8	1	2	0	0
CALHOUN	17	6	7	4	0	0	0
CALLAHAN	16	8	3	4	1	0	0
CAMERON	111	60	21	24	5	0	1
CAMP	5	2	1	2	0	0	0
CARSON	8	3	0	3	2	0	0
CASS	32	12	18	2	0	0	0
CASTRO	6	2	1	3	0	0	0
CHAMBERS	10	4	3	2	1	0	0
CHEROKEE	52	17	18	12	5	0	0

CASELOAD  
TEXAS STATE SCHOOLS FOR THE MENTALLY RETARDED  
AS OF  
08/31/79

COUNTY OF RESIDENCE BY ADAPTIVE BEHAVIOR LEVEL

COUNTY OF RESIDENCE	TOTAL	PROFOUND	SEVERE	MODERATE	MILD	NO RETARDATION	NOT REPORTED
CHILDRESS	7	0	4	2	1	0	0
CLAY	5	2	0	2	1	0	0
COCHRAN	5	2	2	1	0	0	0
COKE	5	2	2	1	0	0	0
COLEMAN	17	7	9	1	0	0	0
COLLIN	76	38	22	15	1	0	0
COLLINGSWORTH	2	1	1	0	0	0	0
COLORADO	28	14	3	8	3	0	0
COMAL	17	6	4	5	1	1	0
COMANCHE	17	8	4	3	2	0	0
CONCHO	2	1	0	1	0	0	0
COOKE	25	9	11	5	0	0	0
CORYELL	20	9	4	5	2	0	0
COTTE	3	2	0	1	0	0	0
CRANE	5	0	4	0	1	0	0
CROCKETT	6	1	3	1	1	0	0
CROSBY	8	1	2	1	4	0	0
CULBERSON	1	0	1	0	0	0	0
DALLAM	7	1	4	1	0	1	0
DALLAS	1174	468	375	255	63	4	9
DAWSON	19	7	5	6	1	0	0
DEAF SMITH	25	14	5	3	3	0	0
DELTA	4	1	3	0	0	0	0
DENTON	120	42	32	36	10	0	0
DEWITT	21	12	5	4	0	0	0
DICKENS	5	1	1	2	1	0	0
DIHMIT	11	5	6	0	0	0	0
DONLEY	3	2	1	0	0	0	0
DUVAL	13	5	6	2	0	0	0
EASTLAND	34	13	15	5	1	0	0
ECTOR	69	16	24	18	10	1	0
EDWARDS	1	1	0	0	0	0	0
ELLIS	45	14	17	11	3	0	0
EL PASO	158	69	55	26	8	0	0
ERATH	16	6	8	1	0	1	0
FALLS	30	12	11	7	0	0	0
FANNIN	14	4	6	4	0	0	0

CASELOAD  
TEXAS STATE SCHOOLS FOR THE MENTALLY RETARDED  
AS OF  
08/31/79

COUNTY OF RESIDENCE BY ADAPTIVE BEHAVIOR LEVEL

COUNTY OF RESIDENCE	TOTAL	PROFOUND	SEVERE	MODERATE	MILD	NO RETARDATION	NOT REPORTED
FAYETTE	14	3	5	6	0	0	0
FISHER	8	1	2	4	1	0	0
FLOYD	21	4	10	3	3	1	0
FOARD	1	0	1	0	0	0	0
FORT BEND	64	31	22	6	4	1	0
FRANKLIN	6	1	3	2	0	0	0
FREESTONE	16	5	8	3	0	0	0
FRIO	7	3	3	1	0	0	0
GAINES	12	5	1	6	0	0	0
GALVESTON	134	65	41	22	6	0	0
GARZA	4	1	2	1	0	0	0
GILLESPIE	10	3	3	3	1	0	0
GLASSCOCK	0	0	0	0	0	0	0
GOLIAD	6	5	1	0	0	0	0
GONZALES	16	6	3	7	0	0	0
GRAY	21	10	7	4	0	0	0
GRAYSON	86	28	34	17	7	0	0
GREGG	83	33	35	7	7	1	0
GRINES	23	12	4	2	5	0	0
GUADALUPE	35	13	11	9	2	0	0
HALE	40	16	7	8	7	2	0
HALL	4	3	1	0	0	0	0
HAMILTON	9	3	2	1	2	0	1
HANSFORD	4	1	0	2	1	0	0
HARDEMAN	12	3	5	4	0	0	0
HARDIN	25	11	10	3	1	0	0
HARRIS	1404	624	439	244	84	13	0
HARRISON	42	14	18	7	1	1	1
HARTLEY	0	0	0	0	0	0	0
HASKELL	5	2	3	0	0	0	0
HAYS	37	16	12	6	3	0	0
HEMPHILL	4	1	1	2	0	0	0
HENDERSON	39	13	15	9	1	1	0
HIDALGO	129	70	31	22	6	0	0
HILL	33	12	13	7	1	0	0
HOCKLEY	19	8	4	5	2	0	0
HOOD	8	4	3	0	1	0	0

CASELOAD  
TEXAS STATE SCHOOLS FOR THE MENTALLY RETARDED  
AS OF  
08/31/79

COUNTY OF RESIDENCE BY ADAPTIVE BEHAVIOR LEVEL

COUNTY OF RESIDENCE	TOTAL	PROFOUND	SEVERE	MODERATE	MILD	NO RETARDATION	NOT REPORTED
HOPKINS	20	6	11	3	0	0	0
HOUSTON	22	5	8	7	2	0	0
HOWARD	48	12	20	10	6	0	0
HUDSPETH	4	2	1	1	0	0	0
HUNT	39	10	17	10	2	0	0
HUTCHINSON	23	7	10	4	2	0	0
IRION	2	0	0	1	1	0	0
JACK	4	1	0	3	0	0	0
JACKSON	21	6	9	3	3	0	0
JASPER	37	12	15	6	3	1	0
JEFF DAVIS	0	0	0	0	0	0	0
JEFFERSON	191	79	67	40	5	0	0
JIM HOGG	1	0	1	0	0	0	0
JIM WELLS	29	13	12	3	1	0	0
JOHNSON	51	25	17	6	3	0	0
JONES	26	7	12	7	0	0	0
KARNES	11	6	3	1	1	0	0
KAUFMAN	36	12	12	10	1	1	0
KENDALL	6	5	1	0	0	0	0
KENEDY	2	1	0	1	0	0	0
KENT	1	1	0	0	0	0	0
KERR	18	5	7	2	4	0	0
KIMBLE	4	2	1	1	0	0	0
KING	0	0	0	0	0	0	0
KINNEY	2	1	1	0	0	0	0
KLEBERG	21	12	7	2	0	0	0
KNOX	6	3	2	1	0	0	0
LAMAR	31	11	13	4	3	0	0
LAMB	25	10	7	5	2	1	0
LAMPASAS	11	5	4	2	0	0	0
LASALLE	4	2	0	2	0	0	0
LAVACA	15	6	6	0	3	0	0
LEE	10	2	3	4	1	0	0
LEON	13	3	6	2	2	0	0
LIBERTY	47	22	16	8	1	0	0
LIMESTONE	148	60	61	20	7	0	0
LIPSCOMB	4	2	1	1	0	0	0

CASELOAD  
TEXAS STATE SCHOOLS FOR THE MENTALLY RETARDED  
AS OF  
08/31/79

COUNTY OF RESIDENCE BY ADAPTIVE BEHAVIOR LEVEL

COUNTY OF RESIDENCE	TOTAL	PROFOUND	SEVERE	MODERATE	MILD	NO RETARDATION	NOT REPORTED
LIVE OAK	6	0	4	2	0	0	0
LLANO	8	3	3	1	1	0	0
LOVING	0	0	0	0	0	0	0
LUBBOCK	256	102	48	55	45	3	3
LYNN	14	5	4	5	0	0	0
MCCULLOCH	10	2	6	1	1	0	0
MCLENNAN	194	76	70	36	5	3	4
MCMALEN	2	2	0	0	0	0	0
MADISON	5	1	4	0	0	0	0
MARION	7	1	4	2	0	0	0
MARTIN	6	3	1	1	1	0	0
MASON	2	0	2	0	0	0	0
MATAGORDA	25	13	9	1	2	0	0
MAVERICK	13	8	5	0	0	0	0
MEDINA	12	6	6	0	0	0	0
MENARD	3	0	2	1	0	0	0
MIDLAND	56	19	19	15	3	0	0
MILAM	39	17	14	6	2	0	0
MILLS	8	3	1	3	1	0	0
MITCHELL	6	1	2	3	0	0	0
MONTAGUE	12	4	2	4	1	0	1
MONTGOMERY	90	34	32	17	7	0	0
MOORE	10	3	3	2	2	0	0
MORRIS	14	5	5	4	0	0	0
MOTLEY	3	3	0	0	0	0	0
NACOGDOCHES	39	16	17	5	1	0	0
NAVARRO	55	13	31	10	0	0	1
NEMTON	5	2	2	0	1	0	0
NOLAN	33	4	13	13	3	0	0
NUECES	248	111	82	38	13	4	0
OCHILTREE	3	1	2	0	0	0	0
OLDHAM	2	0	0	0	2	0	0
ORANGE	78	36	19	18	5	0	0
PALO PINTO	21	9	4	6	2	0	0
PANOLA	15	5	6	4	0	0	0
PARKER	31	11	7	11	2	0	0
PARMER	10	6	3	1	0	0	0

CASELOAD  
TEXAS STATE SCHOOLS FOR THE MENTALLY RETARDED  
AS OF  
08/31/79

COUNTY OF RESIDENCE BY ADAPTIVE BEHAVIOR LEVEL

COUNTY OF RESIDENCE	TOTAL	PROFOUND	SEVERE	MODERATE	MILD	NO RETARDATION	NOT REPORTED
PECOS	13	4	4	4	1	0	0
POLK	19	5	9	3	2	0	0
POTTER	101	37	33	20	11	0	0
PRESIDIO	4	2	2	0	0	0	0
RAINS	2	2	0	0	0	0	0
RANDALL	14	5	3	3	2	1	0
REAGAN	7	4	1	2	0	0	0
REAL	2	1	1	0	0	0	0
RED RIVER	16	8	4	3	1	0	0
REEVES	17	6	5	3	3	0	0
REFUGIO	9	3	3	1	2	0	0
ROBERTS	3	2	1	0	0	0	0
ROBERTSON	25	5	15	4	1	0	0
ROCKWALL	8	1	5	1	1	0	0
RUNNELS	12	4	8	0	0	0	0
RUSK	39	13	19	4	3	0	0
SABINE	11	6	2	3	0	0	0
SAN AUGUSTINE	15	9	4	2	0	0	0
SAN JACINTO	10	3	5	1	1	0	0
SAN PATRICIO	46	23	14	8	1	0	0
SAN SABA	7	3	4	0	0	0	0
SCHLEICHER	3	0	2	1	0	0	0
SCURRY	18	8	3	2	5	0	0
SHACKELFORD	3	2	0	1	0	0	0
SHELBY	22	9	9	4	0	0	0
SHERMAN	2	0	1	1	0	0	0
SMITH	93	38	30	19	5	1	0
SOMERVELL	3	2	1	0	0	0	0
STARR	5	1	4	0	0	0	0
STEPHENS	13	2	8	1	2	0	0
STERLING	2	0	1	0	1	0	0
STONEWALL	3	1	1	0	1	0	0
SUTTON	4	1	2	1	0	0	0
SWISHER	14	3	2	5	4	0	0
TARRANT	684	274	218	146	33	4	9
TAYLOR	159	54	74	23	7	1	0
TERRELL	2	0	0	1	1	0	0

CASELOAD  
TEXAS STATE SCHOOLS FOR THE MENTALLY RETARDED  
AS OF  
08/31/79

COUNTY OF RESIDENCE BY ADAPTIVE BEHAVIOR LEVEL

COUNTY OF RESIDENCE	TOTAL	PROFOUND	SEVERE	MODERATE	MILD	NO RETARDATION	NOT REPORTED
TERRY	20	6	9	2	3	0	0
THROCKMORTON	1	0	1	0	0	0	0
TITUS	11	3	7	1	0	0	0
TOM GREEN	124	17	72	30	5	0	0
TRAVIS	427	158	146	85	32	6	0
TRINITY	11	1	6	3	1	0	0
TYLER	15	5	7	2	1	0	0
UPSHUR	19	7	8	4	0	0	0
UPTON	6	1	3	2	0	0	0
UVALDE	12	0	8	4	0	0	0
VAL VERDE	14	2	8	2	2	0	0
VAN ZANDT	24	10	7	7	0	0	0
VICTORIA	61	25	25	8	2	0	1
WALKER	19	5	11	2	1	0	0
WALLER	24	4	11	6	2	1	0
WARD	11	5	2	2	2	0	0
WASHINGTON	16	7	5	2	2	0	0
WEBB	52	28	18	6	0	0	0
WHARTON	49	21	18	8	2	0	0
WHEELER	5	1	2	1	1	0	0
WICHITA	99	29	50	18	2	0	0
WILBARGER	19	8	5	6	0	0	0
WILLACY	18	7	7	3	1	0	0
WILLIAMSON	65	16	28	18	3	0	0
WILSON	12	4	3	4	1	0	0
WINKLER	4	0	1	1	2	0	0
WISE	23	9	6	8	0	0	0
WOOD	29	9	12	8	0	0	0
YOAKUM	9	2	1	5	1	0	0
YOUNG	17	3	8	3	3	0	0
ZAPATA	0	0	0	0	0	0	0
ZAVALA	8	4	2	2	0	0	0
TEXAS COUNTY UNKNOWN	70	37	20	12	1	0	0
OUT OF STATE	443	186	168	63	21	5	0
NOT REPORTED	0	0	0	0	0	0	0
<b>TOTAL</b>	<b>11380</b>	<b>4545</b>	<b>3904</b>	<b>2160</b>	<b>676</b>	<b>64</b>	<b>31</b>



CASELOAD  
TEXAS STATE SCHOOLS FOR THE MENTALLY RETARDED  
AS OF  
08/31/79

COUNTY OF RESIDENCE BY FACILITY

COUNTY OF RESIDENCE	TOTAL	RIO GR.	MR DENTON	FORT WORTH	RICH MOND	CORPUS LUFKIN	CHRISTI	SAN ANGELO	MEXIA	TRAVIS	ABILENE	AUSTIN	LUB BOCK	BREN HAM	SAN ANTONIO
ANDERSON	28	0	2	0	1	13	0	1	7	2	0	2	0	0	0
ANDREWS	6	0	0	0	0	0	0	0	0	0	3	0	3	0	0
ANGELINA	88	0	2	0	1	62	0	4	7	4	4	3	0	1	0
ARANSAS	8	0	0	0	0	0	6	0	1	1	0	0	0	0	0
ARCHER	4	0	1	0	0	0	0	0	0	0	2	1	0	0	0
ARMSTRONG	2	0	0	0	0	0	0	0	0	1	0	0	1	0	0
ATASCOSA	19	0	0	0	0	0	4	1	3	3	0	6	0	0	2
AUSTIN	15	0	0	0	4	1	0	1	2	2	0	3	0	2	0
BAILEY	12	0	0	0	0	0	0	2	0	1	1	0	8	0	0
BANDERA	9	0	0	0	0	1	0	0	0	1	0	7	0	0	0
BASTROP	20	0	0	0	0	0	0	0	2	8	0	9	0	1	0
BAYLOR	5	0	1	0	0	0	0	1	1	0	2	0	0	0	0
BEE	15	0	0	0	0	0	9	1	1	1	0	3	0	0	0
BELL	87	0	3	0	0	1	1	4	27	18	4	25	2	2	0
BEXAR	637	11	8	1	4	10	21	11	35	157	25	142	9	11	192
BLANCO	2	0	0	0	0	0	0	2	0	0	0	0	0	0	0
BORDEN	0	0	0	0	0	0	0	0	0	0	0	0	0	0	0
BOSQUE	16	0	0	0	0	0	0	1	8	2	3	2	0	0	0
BOWIE	63	0	15	2	2	12	1	4	7	7	8	3	1	1	0
BRAZORIA	93	0	1	0	47	3	0	4	13	13	2	6	0	4	0
BRAZOS	67	0	1	4	2	2	0	1	14	10	2	5	0	26	0
BREWSTER	6	0	0	0	0	1	0	0	0	0	5	0	0	0	0
BRISCOE	1	0	0	0	0	0	0	0	0	0	0	0	1	0	0
BROOKS	9	2	0	0	0	0	6	0	0	1	0	0	0	0	0
BROWN	38	0	1	1	0	0	0	12	3	2	18	0	1	0	0
BURLESON	20	0	0	0	0	0	0	0	3	2	1	2	0	12	0
BURNET	20	0	0	0	0	1	1	1	4	5	2	6	0	0	0
CALDWELL	13	0	0	0	0	0	1	2	1	2	0	7	0	0	0
CALHOUN	17	0	0	0	0	0	13	1	0	1	2	0	0	0	0
CALLAHAN	16	0	0	1	0	0	0	1	1	0	11	2	0	0	0
CAMERON	111	35	0	0	0	1	40	2	3	17	3	10	0	0	0
CAMP	5	0	2	0	0	2	0	0	1	0	0	0	0	0	0
CARSON	8	0	0	0	0	0	0	0	1	0	0	0	7	0	0
CASS	32	0	10	2	0	9	0	1	4	3	1	0	1	1	0
CASTRO	6	0	0	0	0	0	0	1	0	1	1	0	3	0	0
CHAMBERS	10	0	0	0	2	2	0	1	0	1	1	1	0	2	0
CHEROKEE	52	0	2	0	0	28	2	2	9	5	0	2	0	2	0

CASELOAD  
TEXAS STATE SCHOOLS FOR THE MENTALLY RETARDED  
AS OF  
08/31/79

## COUNTY OF RESIDENCE BY FACILITY

COUNTY OF RESIDENCE	TOTAL	RID GR.	MR DENTON	FORT WORTH	RICH MOND	CORPUS LUFKIN	CHRISTI	SAN ANGELO	MEXIA	TRAVIS	ABILENE	AUSTIN	LUB BOCK	BREN HAM	SAN ANTONIO
CHILDRESS	7	0	0	0	0	0	0	2	0	0	2	0	3	0	0
CLAY	5	0	2	1	0	0	0	0	1	0	1	0	0	0	0
COCHRAN	5	0	0	0	0	0	0	1	0	0	0	0	4	0	0
COKE	5	0	1	0	0	0	0	1	0	0	3	0	0	0	0
COLEMAN	17	0	0	0	0	0	0	1	0	1	15	0	0	0	0
COLLIN	76	0	38	3	0	3	0	6	8	4	10	2	1	1	0
COLLINGSWORTH	2	0	0	0	0	0	0	0	0	0	1	0	1	0	0
COLORADO	28	0	0	0	10	0	0	0	1	8	2	5	0	2	0
COMAL	17	1	0	0	0	0	0	1	1	3	0	11	0	0	0
COMANCHE	17	0	1	1	0	0	0	3	1	3	8	0	0	0	0
CONCHO	2	0	0	0	0	0	0	1	0	0	1	0	0	0	0
COOKE	25	0	14	2	0	0	0	4	0	0	3	1	0	1	0
CORYELL	20	0	0	0	0	0	0	2	11	2	3	2	0	0	0
COTTLE	3	0	0	0	0	0	0	0	0	0	2	0	1	0	0
CRANE	5	0	0	0	0	0	0	0	0	1	4	0	0	0	0
CROCKETT	6	0	0	1	0	0	0	0	0	0	3	2	0	0	0
CROSBY	8	0	0	0	0	0	0	2	0	0	2	0	4	0	0
CULBERSON	1	0	0	0	0	0	0	0	0	0	1	0	0	0	0
DALLAM	7	0	1	0	0	0	0	1	2	0	1	0	2	0	0
DALLAS	1174	2	450	210	2	26	8	35	201	91	79	32	27	11	0
DAWSON	19	0	0	0	0	1	0	2	1	2	6	0	7	0	0
DEAF SMITH	25	0	0	0	0	0	0	0	0	0	5	0	20	0	0
DELTA	4	0	1	0	0	0	0	1	1	1	0	0	0	0	0
DENTON	120	0	82	12	0	1	0	7	5	3	4	3	3	0	0
DEWITT	21	0	0	0	0	0	8	1	1	5	0	6	0	0	0
DICKENS	5	0	0	0	0	0	0	1	0	1	1	0	2	0	0
DIMMIT	11	0	0	0	0	0	3	2	1	2	0	3	0	0	0
DONLEY	3	0	0	0	0	0	0	0	0	1	1	0	1	0	0
DUVAL	13	2	0	0	0	0	10	0	0	0	0	1	0	0	0
EASTLAND	34	0	0	0	0	0	0	2	5	6	20	1	0	0	0
ECTOR	69	0	0	0	0	0	1	10	2	2	41	2	10	1	0
EDWARDS	1	0	0	0	0	0	0	0	0	0	0	1	0	0	0
ELLIS	45	0	7	0	0	2	0	7	26	2	1	0	0	0	0
EL PASO	158	2	0	1	0	2	1	22	6	9	91	1	22	1	0
ERATH	16	0	1	0	0	0	0	0	0	3	12	0	0	0	0
FALLS	30	0	0	0	0	0	0	2	17	7	1	1	0	2	0
FANNIN	14	0	8	0	0	0	0	1	1	0	3	0	1	0	0

CASELOAD  
TEXAS STATE SCHOOLS FOR THE MENTALLY RETARDED  
AS OF  
08/31/79

COUNTY OF RESIDENCE BY FACILITY

COUNTY OF RESIDENCE	TOTAL	RIO GR.	MR DENTON	FORT WORTH	RICH MOND	CORPUS LUFKIN	CHRISTI	SAN ANGELO	MEXIA	TRAVIS	ABILENE	AUSTIN	LUB. BOCK	BREN HAM	SAN ANTONIO
FAYETTE	14	0	0	0	0	1	0	5	1	3	0	2	1	1	0
FISHER	8	0	0	0	0	0	0	1	0	1	5	1	0	0	0
FLOYD	21	0	0	0	0	0	0	4	2	1	5	0	9	0	0
FOARD	1	0	0	0	0	0	0	0	0	0	1	0	0	0	0
FORT BEND	64	0	1	0	46	0	0	2	5	4	0	5	0	1	0
FRANKLIN	6	0	1	0	0	1	0	0	1	1	2	0	0	0	0
FREESTONE	16	0	0	0	0	0	0	0	15	0	1	0	0	0	0
FRIO	7	0	0	0	0	0	1	0	0	2	0	3	1	0	0
GAINES	12	0	0	0	0	0	0	4	0	2	1	0	5	0	0
GALVESTON	134	0	2	0	62	10	1	5	13	20	5	10	0	6	0
GARZA	4	0	0	0	0	0	0	0	0	0	1	0	3	0	0
GILLESPIE	10	0	0	0	0	0	0	0	2	2	0	6	0	0	0
GLASSCOCK	0	0	0	0	0	0	0	0	0	0	0	0	0	0	0
GOLIAD	6	0	0	0	0	0	3	0	0	1	0	2	0	0	0
GONZALES	16	0	0	0	0	0	0	2	0	5	1	6	0	2	0
GRAY	21	0	0	1	0	0	0	1	1	1	13	0	4	0	0
GRAYSON	86	1	40	4	0	1	0	9	19	3	6	2	1	0	0
GREGG	83	0	14	0	1	37	1	6	13	4	6	0	1	0	0
GRIMES	23	0	0	0	1	1	0	0	4	3	1	3	0	10	0
GUADALUPE	35	0	0	0	0	0	1	2	4	7	2	17	0	2	0
HALE	40	0	0	0	0	0	0	4	0	3	10	0	23	0	0
HALL	4	0	1	0	0	0	0	0	0	2	1	0	0	0	0
HAMILTON	9	0	0	0	0	0	0	5	2	0	2	0	0	0	0
HANSFORD	4	0	0	0	0	0	0	0	0	1	0	0	3	0	0
HARDEMAN	12	0	1	2	0	0	0	1	0	0	4	0	4	0	0
HARDIN	25	0	1	0	1	5	0	2	4	4	1	1	0	6	0
HARRIS	1404	13	19	1	640	105	15	44	134	129	56	102	10	136	0
HARRISON	42	0	6	2	0	13	1	3	6	7	2	1	1	0	0
HARTLEY	0	0	0	0	0	0	0	0	0	0	0	0	0	0	0
HASKELL	5	0	0	0	0	0	0	1	1	1	2	0	0	0	0
HAYS	37	0	2	0	1	0	0	1	0	15	3	15	0	0	0
HEMPHILL	4	0	0	0	0	0	0	0	0	1	2	0	1	0	0
HENDERSON	39	0	5	0	1	9	0	3	16	2	2	1	0	0	0
HIDALGO	129	30	1	0	2	1	44	3	10	17	9	12	0	0	0
HILL	33	1	6	1	1	0	0	2	16	3	3	0	0	0	0
HOCKLEY	19	0	0	0	0	0	0	1	0	3	1	0	14	0	0
HOOD	8	0	1	0	0	0	0	1	3	1	1	0	1	0	0

CASELOAD  
TEXAS STATE SCHOOLS FOR THE MENTALLY RETARDED  
AS OF  
08/31/79

COUNTY OF RESIDENCE BY FACILITY

COUNTY OF RESIDENCE	TOTAL	RIO GR.	MR DENTON	FORT WORTH	RICH MOND	CORPUS LUFKIN	CHRISTI	SAN ANGELO	MEXIA	TRAVIS	ABILENE	AUSTIN	LUB BOCK	BREN HAM	SAN ANTONIO
HOPKINS	20	0	5	1	0	1	0	2	3	4	4	0	0	0	0
HOUSTON	22	0	0	0	0	12	0	2	2	5	0	0	0	1	0
HOWARD	48	0	0	0	0	0	0	9	2	2	29	2	4	0	0
HUDSPETH	4	0	0	0	0	0	0	1	1	0	2	0	0	0	0
HUNT	39	0	11	6	0	2	1	4	9	2	2	1	0	1	0
HUTCHINSON	23	0	1	0	0	0	0	1	1	5	7	0	8	0	0
IRION	2	0	0	0	0	0	0	0	0	1	1	0	0	0	0
JACK	4	0	1	0	0	0	0	1	1	0	0	1	0	0	0
JACKSON	21	0	0	0	2	0	6	1	1	6	1	4	0	0	0
JASPER	37	0	0	0	3	18	1	1	4	4	0	4	0	2	0
JEFF DAVIS	0	0	0	0	0	0	0	0	0	0	0	0	0	0	0
JEFFERSON	191	0	0	0	34	26	0	7	18	19	15	13	0	59	0
JIM HOGG	1	1	0	0	0	0	0	0	0	0	0	0	0	0	0
JIM WELLS	29	5	0	0	0	0	19	1	0	2	0	2	0	0	0
JOHNSON	51	0	9	3	0	2	0	2	25	3	5	1	0	1	0
JONES	26	0	0	0	0	0	0	3	1	3	19	0	0	0	0
KARNES	11	0	0	0	0	0	4	0	0	2	0	5	0	0	0
KAUFMAN	36	0	7	1	0	3	1	2	10	7	4	1	0	0	0
KENDALL	6	1	0	0	0	0	0	0	1	1	1	2	0	0	0
KENEDY	2	0	0	0	0	0	0	0	0	1	0	1	0	0	0
KENT	1	0	0	0	0	0	0	0	0	0	1	0	0	0	0
KERR	18	0	2	0	0	0	0	1	1	7	1	6	0	0	0
KIMBLE	4	0	1	0	0	0	0	0	0	0	2	0	0	1	0
KING	0	0	0	0	0	0	0	0	0	0	0	0	0	0	0
KINNEY	2	0	0	0	0	0	0	0	0	1	1	0	0	0	0
KLEBERG	21	1	0	0	0	0	12	0	1	5	1	1	0	0	0
KNOX	6	0	0	0	0	0	0	0	0	1	4	0	1	0	0
LAMAR	31	0	12	1	0	2	0	1	6	3	5	0	1	0	0
LAMB	25	0	0	0	0	0	0	2	0	0	7	1	15	0	0
LAMPASAS	11	0	0	0	0	0	0	2	1	2	4	2	0	0	0
LASALLE	4	0	0	0	0	0	2	0	0	1	0	1	0	0	0
LAVACA	15	0	0	0	0	0	0	4	2	2	1	5	0	1	0
LEE	10	0	0	0	0	0	0	2	2	1	0	2	0	3	0
LEON	13	0	0	0	0	1	0	0	10	1	0	1	0	0	0
LIBERTY	47	1	1	0	8	15	0	2	5	4	0	2	0	9	0
LIMESTONE	148	0	0	0	1	0	0	3	135	2	4	1	0	2	0
LIPSCOMB	4	0	0	0	0	0	0	0	0	0	2	0	2	0	0

CASELAD  
TEXAS STATE SCHOOLS FOR THE MENTALLY RETARDED  
AS OF  
08/31/79

## COUNTY OF RESIDENCE BY FACILITY

COUNTY OF RESIDENCE	TOTAL	RIO GR.	MR DENTON	FORT WORTH	RICH MOND	LUFKIN	CORPUS CHRISTI	SAN ANGELO	MEXIA	TRAVIS	ABILENE	AUSTIN	LUB BOCK	BREN HAM	SAN ANTONIO
LIVE OAK	6	0	0	0	0	0	5	0	0	1	0	0	0	0	0
LLANO	8	0	0	0	1	0	0	2	1	1	0	3	0	0	0
LOVING	0	0	0	0	0	0	0	0	0	0	0	0	0	0	0
LUBBOCK	256	0	0	0	0	0	1	20	13	7	32	3	180	0	0
LYNN	14	1	0	0	0	0	0	1	0	0	4	0	8	0	0
MCCULLOCH	10	0	0	0	0	0	0	3	2	1	4	0	0	0	0
MCLENNAN	194	0	7	0	1	1	0	10	123	30	10	8	3	1	0
MCMULLEN	2	0	0	0	0	0	0	0	0	1	0	1	0	0	0
MADISON	5	0	0	0	0	0	0	2	0	2	1	0	0	0	0
MARION	7	0	1	0	0	4	0	1	1	0	0	0	0	0	0
MARTIN	6	0	0	0	0	0	0	1	0	1	2	0	2	0	0
MASON	2	0	0	0	0	0	0	0	0	1	1	0	0	0	0
MATAGORDA	25	0	0	0	13	0	0	4	3	2	0	2	0	1	0
MAVERICK	13	1	0	0	1	0	6	1	0	0	1	3	0	0	0
MEDINA	12	1	0	0	0	0	0	1	0	2	0	5	0	0	3
MENARD	3	0	0	0	0	0	0	1	0	0	2	0	0	0	0
MIDLAND	56	0	1	0	0	0	0	12	2	6	31	1	3	0	0
MILAM	39	0	1	0	0	0	0	1	2	12	1	7	0	15	0
MILLS	8	0	0	0	0	0	0	3	2	1	1	0	1	0	0
MITCHELL	6	0	0	0	0	0	0	2	0	0	4	0	0	0	0
MONTAGUE	12	0	5	0	0	0	0	6	1	0	0	0	0	0	0
MONTGOMERY	90	0	1	0	23	12	0	0	7	7	0	8	0	0	0
MOORE	10	0	0	0	0	0	0	0	2	0	1	1	6	30	0
MORRIS	14	0	5	0	0	2	0	1	4	0	2	0	0	0	0
MOTLEY	3	0	0	0	0	0	0	0	1	0	1	0	1	0	0
NACOGDOCHES	39	0	1	0	0	25	0	2	5	1	0	3	1	1	0
NAVARRO	55	0	4	0	0	1	0	8	37	4	0	0	1	0	0
NEWTON	5	0	0	0	0	3	0	0	1	0	1	0	0	0	0
NOLAN	33	0	0	0	0	1	0	3	0	0	26	0	3	0	0
NUECES	248	2	2	0	1	0	169	12	11	19	8	21	3	0	0
OCHILTREE	3	0	0	0	0	0	0	0	0	0	2	0	1	0	0
OLDHAM	2	0	0	0	0	0	0	0	0	0	1	0	1	0	0
ORANGE	78	0	0	0	8	23	1	4	7	6	1	5	1	22	0
PALO PINTO	21	1	1	0	0	0	0	3	4	0	8	3	1	0	0
PANOLA	15	0	0	1	0	5	0	3	1	2	1	1	0	1	0
PARKER	31	0	12	5	0	2	0	3	3	0	5	1	0	0	0
PARKER	10	0	0	0	0	0	0	2	0	2	1	2	3	0	0

CASELOAD  
 TEXAS STATE SCHOOLS FOR THE MENTALLY RETARDED  
 AS OF  
 08/31/79

COUNTY OF RESIDENCE BY FACILITY

COUNTY OF RESIDENCE	TOTAL	RIO GR.	MR DENTON	FORT WORTH	RICH MOND	LUFKIN	CORPUS CHRISTI	SAN ANGELO	MEXIA	TRAVIS	ABILENE	AUSTIN	LUB BOCK	BREN HAM	SAN ANTONIO
PECOS	13	0	0	0	0	0	0	2	0	0	9	0	2	0	0
POLK	19	0	0	0	2	11	0	3	2	1	0	0	0	0	0
POTTER	101	2	2	1	0	0	0	5	5	6	31	1	46	2	0
PRESIDIO	4	0	0	0	0	0	0	0	0	0	4	0	0	0	0
RAINS	2	0	1	0	0	0	0	0	0	0	0	1	0	0	0
RANDALL	14	0	0	0	0	0	1	1	3	1	1	1	6	0	0
REAGAN	7	0	0	0	0	0	0	0	0	2	4	0	1	0	0
REAL	2	0	0	0	0	0	0	0	0	1	0	1	0	0	0
RED RIVER	16	0	7	0	2	0	0	2	2	0	3	0	0	0	0
REEVES	17	0	0	0	0	0	0	3	2	1	11	0	0	0	0
REFUGIO	9	0	0	0	0	0	3	0	0	2	1	3	0	0	0
ROBERTS	3	0	0	0	1	0	0	0	0	0	2	0	0	0	0
ROBERTSON	25	0	0	0	2	1	0	1	12	3	2	1	0	3	0
ROCKWALL	8	0	2	0	0	0	0	2	1	1	1	1	0	0	0
RUNNELS	12	0	0	0	0	0	0	2	0	1	9	0	0	0	0
RUSK	39	0	3	0	0	20	0	2	9	2	1	1	1	0	0
SABINE	11	0	0	0	1	5	0	0	2	2	0	1	0	0	0
SAN AUGUSTINE	15	0	0	0	1	9	0	0	1	1	1	2	0	0	0
SAN JACINTO	10	0	0	0	2	2	0	0	1	0	1	1	0	3	0
SAN PATRICIO	46	0	0	1	0	0	30	3	0	4	3	5	0	0	0
SAN SABA	7	0	0	0	0	0	0	1	1	4	0	1	0	0	0
SCHLEICHER	3	0	0	0	0	0	0	0	0	0	2	1	0	0	0
SCURRY	18	0	0	0	0	0	0	2	1	1	13	0	1	0	0
SHACKELFORD	3	0	0	0	0	0	0	0	0	1	1	0	1	0	0
SHELBY	22	0	0	0	1	16	0	2	2	0	0	0	0	1	0
SHERMAN	2	0	0	0	0	0	0	0	0	0	1	0	1	0	0
SMITH	93	0	10	4	1	38	0	4	12	5	9	4	1	5	0
SOMERVELL	3	0	2	0	0	0	0	0	1	0	0	0	0	0	0
STARR	5	1	0	0	0	0	2	0	0	0	1	1	0	0	0
STEPHENS	13	0	0	0	0	0	0	0	0	0	13	0	0	0	0
STERLING	2	0	0	0	0	0	0	0	1	0	1	0	0	0	0
STONEWALL	3	0	0	0	0	0	0	0	0	0	3	0	0	0	0
SUTTON	4	0	0	0	0	0	0	1	0	0	3	0	0	0	0
SWISHER	14	0	0	0	0	0	0	0	0	1	3	0	10	0	0
TARRANT	684	2	216	161	1	15	3	28	116	53	50	12	18	9	0
TAYLOR	159	0	4	1	0	0	1	7	4	8	128	2	4	0	0
TERRELL	2	0	0	0	0	0	0	0	0	0	2	0	0	0	0

CASELOAD  
TEXAS STATE SCHOOLS FOR THE MENTALLY RETARDED  
AS OF  
08/31/79

## COUNTY OF RESIDENCE BY FACILITY

COUNTY OF RESIDENCE	TOTAL	RIO GR.	MR DENTON	FORT WORTH	RICH MOND	LUFKIN	CORPUS CHRISTI	SAN ANGELO	MEXIA	TRAVIS	ABILENE	AUSTIN	LUB BOCK	BREN HAM	SAN ANTONIO
TERRY	20	1	0	0	0	0	0	2	1	0	8	1	7	0	0
THROCKMORTON	1	0	0	0	0	0	0	0	0	0	1	0	0	0	0
TITUS	11	0	2	2	0	4	0	1	1	0	1	0	0	0	0
TOM GREEN	124	0	1	0	0	0	0	80	4	3	36	0	0	0	0
TRAVIS	427	8	4	6	1	2	4	7	10	107	10	264	3	1	0
TRINITY	11	0	0	0	0	8	0	0	0	2	1	0	0	0	0
TYLER	15	0	2	0	1	7	0	1	1	1	1	0	1	0	0
UPSHUR	19	0	5	2	0	5	0	0	2	1	1	2	0	1	0
UPTON	6	0	0	0	0	0	0	1	0	0	5	0	0	0	0
UVALDE	12	0	0	0	0	0	0	4	0	2	2	2	0	0	2
VAL VERDE	14	1	0	0	0	0	0	2	0	3	7	0	1	0	0
VAN ZANDT	24	1	9	0	0	0	0	0	6	1	6	1	0	0	0
VICTORIA	61	0	0	0	2	0	25	4	2	13	3	10	1	1	0
WALKER	19	0	1	0	0	5	0	2	2	3	0	1	0	5	0
WALLER	24	0	0	0	1	0	0	1	2	4	1	2	0	13	0
WARD	11	0	0	0	0	0	0	1	0	1	8	0	1	0	0
WASHINGTON	16	0	1	0	0	0	0	0	0	0	0	5	0	10	0
WEBB	52	12	1	0	0	0	27	0	1	2	2	6	1	0	0
WHARTON	49	0	1	0	27	2	0	3	3	6	0	5	0	2	0
WHEELER	5	0	0	1	0	0	0	1	0	0	2	0	1	0	0
WICHITA	99	0	32	6	0	0	1	6	8	5	38	1	2	0	0
WILBARGER	19	2	0	0	0	0	0	2	2	0	7	1	5	0	0
WILLACY	18	8	0	0	0	0	9	0	0	0	1	0	0	0	0
WILLIAMSON	65	0	3	0	2	0	0	3	7	22	1	27	0	0	0
WILSON	12	0	0	0	1	0	2	2	1	2	0	4	0	0	0
WINKLER	4	0	0	0	0	0	0	0	0	0	3	0	1	0	0
WISE	23	0	16	1	0	0	0	2	2	0	2	0	0	0	0
WOOD	29	0	7	0	0	6	0	2	8	3	0	2	1	0	0
YOAKUM	9	0	0	0	0	0	0	2	1	0	1	0	5	0	0
YOUNG	17	1	4	1	0	0	0	1	2	2	6	0	0	0	0
ZAPATA	0	0	0	0	0	0	0	0	0	0	0	0	0	0	0
ZAVALA	8	0	0	0	0	0	2	1	0	1	1	3	0	0	0
TEXAS COUNTY UNKNOWN	70	1	1	0	0	0	0	1	0	66	0	0	1	0	0
OUT OF STATE	443	4	57	7	33	21	6	22	83	104	49	52	1	4	0
NOT REPORTED	0	0	0	0	0	0	0	0	0	0	0	0	0	0	0
<b>TOTAL</b>	<b>11380</b>	<b>159</b>	<b>1241</b>	<b>465</b>	<b>1009</b>	<b>706</b>	<b>547</b>	<b>683</b>	<b>1524</b>	<b>1338</b>	<b>1372</b>	<b>1076</b>	<b>602</b>	<b>459</b>	<b>199</b>

SUMMARY CLIENT MOVEMENT  
TEXAS STATE SCHOOLS FOR THE MENTALLY RETARDED  
DURING THE PERIOD FROM  
09/01/78 TO 08/31/79

BY COUNTY OF RESIDENCE/DESTINATION

COUNTY	CASELOAD	FIRST ADMISSIONS	READMISSIONS	DIRECT ADMISSIONS	DISCHARGES
ANDERSON	28	1	0	1	0
ANDREWS	6	1	0	1	0
ANGEL INA	88	1	0	1	4
ARANSAS	8	0	0	0	0
ARCHER	4	0	0	0	0
ARMSTRONG	2	0	0	0	0
ATASCOSA	19	0	1	1	0
AUSTIN	15	0	0	0	0
BAILEY	12	0	0	0	0
BANDERA	9	0	0	0	0
BASTROP	20	1	1	2	1
BAYLOR	5	0	0	0	1
BEE	15	1	1	2	1
BELL	87	5	1	6	4
BEXAR	637	4	1	5	76
BLANCO	2	0	0	0	0
BORDEN	0	0	0	0	0
BOSQUE	16	0	1	1	1
BOWIE	63	3	0	3	3
BRAZORIA	93	2	0	2	24
BRAZOS	67	1	0	1	0
BREWSTER	6	0	0	0	0
BRISCOE	1	1	0	1	0
BROOKS	9	0	1	1	1
BROWN	38	0	0	0	39
BURLESON	20	1	0	1	0
BURNET	20	1	0	1	0
CALDWELL	13	0	0	0	0
CALHOUN	17	0	0	0	0
CALLAHAN	16	1	0	1	0
CAMERON	111	5	2	7	11
CAMP	5	0	0	0	0
CARSON	8	1	0	1	0
CASS	32	1	0	1	0
CASTRO	6	0	0	0	1
CHAMBERS	10	0	0	0	0
CHEROKEE	52	0	0	0	0



SUMMARY CLIENT MOVEMENT  
TEXAS STATE SCHOOLS FOR THE MENTALLY RETARDED  
DURING THE PERIOD FROM  
09/01/78 TO 08/31/79

BY COUNTY OF RESIDENCE/DESTINATION

COUNTY	CASELOAD	FIRST ADMISSIONS	READMISSIONS	DIRECT ADMISSIONS	DISCHARGES
CHILDRESS	7	0	1	1	0
CLAY	5	0	0	0	0
COCHRAN	5	0	0	0	0
COKE	5	0	0	0	0
COLEMAN	17	1	0	1	0
COLLIN	76	1	0	1	0
COLLINGSWORTH	2	0	0	0	0
COLORADO	28	0	0	0	0
COMAL	17	0	0	0	1
COMANCHE	17	0	0	0	0
CONCHO	2	0	0	0	0
COOKE	25	1	0	1	0
CORYELL	20	3	0	3	0
COTLE	3	0	0	0	0
CRANE	5	0	0	0	0
CROCKETT	6	0	0	0	0
CROSBY	8	0	0	0	0
CULBERSON	1	0	0	0	0
DALLAM	7	1	0	1	0
DALLAS	1174	52	76	128	163
DANSON	19	0	0	0	0
DEAF SMITH	25	3	0	3	0
DELTA	4	0	0	0	0
DENTON	120	3	2	5	5
DEWITT	21	1	0	1	1
DICKENS	5	1	0	1	1
DIMMIT	11	1	0	1	0
DONLEY	3	0	0	0	0
DUVAL	13	0	0	0	1
EASTLAND	34	1	1	2	13
ECTOR	69	1	0	1	0
EDWARDS	1	1	0	1	0
ELLIS	45	0	0	0	0
EL PASO	158	2	3	5	5
ERATH	16	0	1	1	0
FALLS	30	2	0	2	0
FANNIN	14	0	0	0	0

SUMMARY CLIENT MOVEMENT  
TEXAS STATE SCHOOLS FOR THE MENTALLY RETARDED  
DURING THE PERIOD FROM  
09/01/78 TO 08/31/79

BY COUNTY OF RESIDENCE/DESTINATION

COUNTY	CASELOAD	FIRST ADMISSIONS	READMISSIONS	DIRECT ADMISSIONS	DISCHARGES
FAYETTE	14	1	0	1	1
FISHER	8	0	0	0	0
FLOYD	21	2	0	2	1
FOARD	1	0	0	0	0
FORT BEND	64	2	1	3	7
FRANKLIN	6	0	0	0	0
FREESTONE	16	0	0	0	0
FRIO	7	0	0	0	0
GAINES	12	3	0	3	2
GALVESTON	134	2	0	2	6
GARZA	4	0	1	1	0
GILLESPIE	10	0	0	0	0
GLASSCOCK	0	0	0	0	0
GOLIAD	6	0	0	0	0
GONZALES	16	0	0	0	1
GRAY	21	0	0	0	0
GRAYSON	86	0	0	0	0
GREGG	83	2	0	2	0
GRIMES	23	2	0	2	2
GUADALUPE	35	1	0	1	0
HALE	40	0	0	0	0
HALL	4	0	0	0	0
HAMILTON	9	0	0	0	0
HANSFORD	4	0	0	0	0
HARDEMAN	12	1	0	1	1
HARDIN	25	1	0	1	3
HARRIS	1404	42	10	52	31
HARRISON	42	3	0	3	0
HARTLEY	0	0	0	0	0
HASKELL	5	0	0	0	0
HAYS	37	0	1	1	0
HEMPHILL	4	1	0	1	0
HENDERSON	39	0	0	0	0
HIDALGO	129	4	1	5	7
HILL	33	1	0	1	1
HOCKLEY	19	0	0	0	1
HOOD	8	0	0	0	0

SUMMARY CLIENT MOVEMENT  
TEXAS STATE SCHOOLS FOR THE MENTALLY RETARDED  
DURING THE PERIOD FROM  
09/01/78 TO 08/31/79

## BY COUNTY OF RESIDENCE/DESTINATION

COUNTY	CASELOAD	FIRST ADMISSIONS	READMISSIONS	DIRECT ADMISSIONS	DISCHARGES
HOPKINS	20	0	0	0	0
HOUSTON	22	0	0	0	0
HOWARD	48	1	3	4	2
HUDSPETH	4	0	0	0	0
HUNT	39	3	0	3	0
HUTCHINSON	23	0	0	0	0
IRION	2	0	0	0	0
JACK	4	0	0	0	1
JACKSON	21	2	0	2	1
JASPER	37	0	0	0	2
JEFF DAVIS	0	0	0	0	0
JEFFERSON	191	5	0	5	19
JIM HOGG	1	0	0	0	1
JIM WELLS	29	0	0	0	0
JOHNSON	51	4	0	4	3
JONES	26	0	0	0	10
KARNES	11	0	0	0	0
KAUFMAN	36	2	0	2	1
KENDALL	6	1	0	1	0
KENEDY	2	0	0	0	0
KENT	1	0	0	0	0
KERR	18	0	0	0	1
KIMBLE	4	0	0	0	0
KING	0	0	0	0	0
KINNEY	2	1	0	1	0
KLEBERG	21	1	1	2	4
KNOX	6	0	0	0	0
LAMAR	31	1	0	1	1
LAMB	25	2	0	2	1
LAMPASAS	11	0	0	0	0
LASALLE	4	0	0	0	0
LAYACA	15	0	0	0	0
LEE	10	0	0	0	0
LEON	13	0	0	0	0
LIBERTY	47	3	0	3	4
LIMESTONE	148	4	2	6	2
LIPSCOMB	4	0	0	0	0

SUMMARY CLIENT MOVEMENT  
TEXAS STATE SCHOOLS FOR THE MENTALLY RETARDED  
DURING THE PERIOD FROM  
09/01/78 TO 08/31/79

BY COUNTY OF RESIDENCE/DESTINATION

COUNTY	CASELOAD	FIRST ADMISSIONS	READMISSIONS	DIRECT ADMISSIONS	DISCHARGES
LIVE OAK	6	0	0	0	0
LLANO	8	0	0	0	9
LOVING	0	0	0	0	0
LUBBOCK	256	15	2	17	12
LYNN	14	0	0	0	0
MCCULLOCH	10	0	0	0	0
MCLENNAN	194	14	13	27	26
MCMLLEN	2	0	0	0	0
MADISON	5	0	0	0	1
MARION	7	0	0	0	0
MARTIN	6	0	0	0	0
MASON	2	0	0	0	0
MATAGORDA	25	1	0	1	2
MAVERICK	13	0	0	0	2
MEDINA	12	1	0	1	0
MENARD	3	0	0	0	0
MIDLAND	56	1	1	2	1
MILAM	39	1	0	1	0
MILLS	8	0	1	1	0
MITCHELL	6	0	0	0	3
MONTAGUE	12	1	0	1	0
MONTGOMERY	90	5	0	5	2
MOORE	10	0	0	0	0
MORRIS	14	0	0	0	0
MOTLEY	3	0	0	0	0
NACOGDOCHES	39	1	0	1	3
NAVARRO	55	2	0	2	0
NEWTON	5	0	0	0	0
NOLAN	33	4	1	5	2
NUECES	248	7	13	20	30
OCHILTREE	3	0	0	0	0
OLDHAM	2	0	0	0	0
ORANGE	78	5	1	6	5
PALO PINTO	21	1	0	1	1
PANOLA	15	1	0	1	1
PARKER	31	1	0	1	1
PARNER	10	0	0	0	1

SUMMARY CLIENT MOVEMENT  
TEXAS STATE SCHOOLS FOR THE MENTALLY RETARDED  
DURING THE PERIOD FROM  
09/01/78 TO 08/31/79

BY COUNTY OF RESIDENCE/DESTINATION


COUNTY	CASELOAD	FIRST ADMISSIONS	READMISSIONS	DIRECT ADMISSIONS	DISCHARGES
PECOS	13	1	0	1	0
POLK	19	0	0	0	0
POTTER	101	10	1	11	5
PRESIDIO	4	0	0	0	0
RAINS	2	0	0	0	0
RANDALL	14	1	0	1	0
REAGAN	7	2	1	3	2
REAL	2	0	0	0	0
RED RIVER	16	0	0	0	0
REEVES	17	2	0	2	0
REFUGIO	9	0	0	0	0
ROBERTS	3	0	0	0	0
ROBERTSON	25	1	0	1	1
ROCKWALL	8	1	0	1	0
RUNNELS	12	1	0	1	0
RUSK	39	0	0	0	0
SABINE	11	0	0	0	0
SAN AUGUSTINE	15	0	0	0	4
SAN JACINTO	10	0	0	0	0
SAN PATRICIO	46	1	1	2	2
SAN SABA	7	0	0	0	0
SCHLEICHER	3	0	0	0	0
SCURRY	18	0	0	0	0
SHACKELFORD	3	0	0	0	0
SHELBY	22	0	0	0	0
SHERMAN	2	1	0	1	0
SMITH	93	2	0	2	5
SOMERVELL	3	0	0	0	0
STARR	5	0	1	1	1
STEPHENS	13	0	0	0	1
STERLING	2	0	0	0	0
STONEMALL	3	1	0	1	0
SUTTON	4	0	0	0	0
SWISHER	14	1	0	1	1
TARRANT	684	45	63	108	105
TAYLOR	159	9	1	10	19
TERRELL	2	0	0	0	0

SUMMARY CLIENT MOVEMENT  
TEXAS STATE SCHOOLS FOR THE MENTALLY RETARDED  
DURING THE PERIOD FROM  
09/01/78 TO 08/31/79

BY COUNTY OF RESIDENCE/DESTINATION

COUNTY	CASELOAD	FIRST ADMISSIONS	READMISSIONS	DIRECT ADMISSIONS	DISCHARGES
TERRY	20	0	1	1	0
THROCKMORTON	1	0	0	0	0
TITUS	11	0	0	0	0
TOM GREEN	124	9	0	9	9
TRAVIS	427	12	1	13	30
TRINITY	11	0	0	0	0
TYLER	15	0	0	0	0
UPSHUR	19	1	0	1	0
UPTON	6	1	0	1	0
UVALDE	12	1	0	1	1
VAL VERDE	14	0	0	0	1
VAN ZANDT	24	0	0	0	5
VICTORIA	61	3	2	5	7
WALKER	19	1	0	1	1
WALLER	24	0	0	0	1
WARD	11	2	0	2	0
WASHINGTON	16	2	0	2	3
WEBB	52	4	6	10	13
WHARTON	49	1	0	1	3
WHEELER	5	0	0	0	1
WICHITA	99	6	1	7	12
WILBARGER	19	0	0	0	0
WILLACY	18	0	0	0	0
WILLIAMSON	65	0	1	1	0
WILSON	12	0	0	0	0
WINKLER	4	0	0	0	0
WISE	23	0	0	0	1
WOOD	29	2	0	2	1
YOAKUM	9	0	0	0	0
YOUNG	17	1	0	1	1
ZAPATA	0	0	0	0	0
ZAVALA	8	0	0	0	1
TEXAS COUNTY UNKNOWN	70	0	0	0	0
OUT OF STATE	443	0	0	0	21
NOT REPORTED	0	0	0	0	0
<b>TOTAL</b>	<b>11380</b>	<b>390</b>	<b>225</b>	<b>615</b>	<b>834</b>

III. REGISTER FOR STATE SCHOOL PLACEMENT





ADDITIONS TO THE REGISTER FOR STATE SCHOOL PLACEMENT  
DURING THE PERIOD FROM  
09/01/78 TO 08/31/79

## ADAPTIVE BEHAVIOR LEVEL BY SEX AND AGE GROUP

ADAPTIVE BEHAVIOR LEVEL	SEX	TOTAL	0-12	13-17	18-24	25-34	35-44	45-54	55-64	65 & OVER
PROFOUND	MALE	84	47	17	8	7	3	1	1	0
	FEMALE	59	24	14	9	7	4	1	0	0
SEVERE	MALE	66	24	15	9	7	6	5	0	0
	FEMALE	43	15	14	4	4	3	3	0	0
MODERATE	MALE	49	9	22	6	5	5	0	2	0
	FEMALE	34	8	8	12	1	1	2	2	0
MILD	MALE	12	0	11	0	1	0	0	0	0
	FEMALE	0	0	0	0	0	0	0	0	0
NOT REPORTED	MALE	0	0	0	0	0	0	0	0	0
	FEMALE	0	0	0	0	0	0	0	0	0
TOTAL	MALE	211	80	65	23	20	14	6	3	0
	FEMALE	136	47	36	25	12	8	6	2	0
GRAND TOTAL		347	127	101	48	32	22	12	5	0

PLACEMENTS IN STATE SCHOOLS\*  
FROM THE REGISTER FOR STATE SCHOOL PLACEMENT  
DURING THE PERIOD FROM  
09/01/78 TO 08/31/79

ADAPTIVE BEHAVIOR LEVEL BY SEX AND AGE GROUP

ADAPTIVE BEHAVIOR LEVEL	SEX	TOTAL	0-12	13-17	18-24	25-34	35-44	45-54	55-64	65 & OVER
PROFOUND	MALE	61	35	13	8	1	1	1	2	0
	FEMALE	49	25	8	5	5	3	2	1	0
SEVERE	MALE	65	21	22	6	6	5	4	1	0
	FEMALE	39	15	11	9	2	2	0	0	0
MODERATE	MALE	56	11	23	9	7	4	1	1	0
	FEMALE	25	5	11	6	2	1	0	0	0
MILD	MALE	12	0	10	1	1	0	0	0	0
	FEMALE	2	0	2	0	0	0	0	0	0
NOT REPORTED	MALE	0	0	0	0	0	0	0	0	0
	FEMALE	0	0	0	0	0	0	0	0	0
TOTAL	MALE	194	67	68	24	15	10	6	4	0
	FEMALE	115	45	32	20	9	6	2	1	0
GRAND TOTAL		309	112	100	44	24	16	8	5	0

\*NOTE: INCLUDED IN THIS TABLE ARE 23 PLACEMENTS FROM THE REGISTER IN NON-STATE SCHOOL FACILITIES:  
20 IN THE RUSK STATE HOSPITAL MR UNIT; 3 IN THE EL PASO CENTER FOR HUMAN DEVELOPMENT.

PLACEMENTS IN STATE SCHOOLS\*  
FROM THE REGISTER FOR STATE SCHOOL PLACEMENT  
DURING THE PERIOD FROM  
09/01/78 TO 08/31/79

## AGE GROUP BY ADAPTIVE BEHAVIOR LEVEL AND FACILITY

AGE GROUP ADAPTIVE BEHAVIOR LEVEL	RIO		FORT		RICH		CORPUS		SAN		LUB		BREN		SAN		
	TOTAL	GR. MR	DENTON	WORTH	MOND	LUFKIN	CHRISTI	ANGELD	MEXIA	TRAVIS	ABILENE	AUSTIN	BOCK	HAM	ANTONIO		
0 - 12 YRS																	
PROFOUND	60	1	0	7	11	0	2	0	7	0	13	0	6	13	0		
SEVERE	35	2	0	5	4	0	4	0	3	0	7	0	3	7	0		
MODERATE	16	0	0	0	1	0	2	0	3	0	5	0	1	4	0		
MILD	0	0	0	0	0	0	0	0	0	0	0	0	0	0	0		
NOT REPORTED	0	0	0	0	0	0	0	0	0	0	0	0	0	0	0		
TOTAL	111	3	0	12	16	0	8	0	13	0	25	0	10	24	0		
13 - 17 YRS																	
PROFOUND	19	1	1	3	1	0	0	0	2	0	1	0	5	4	1		
SEVERE	31	6	0	4	3	0	3	0	1	0	7	1	5	1	0		
MODERATE	24	5	0	3	1	0	1	0	2	0	7	1	3	1	0		
MILD	4	2	0	0	0	0	0	0	0	0	2	0	0	0	0		
NOT REPORTED	0	0	0	0	0	0	0	0	0	0	0	0	0	0	0		
TOTAL	78	14	1	10	5	0	4	0	5	0	17	2	13	6	1		
18 - 64 YRS																	
PROFOUND	29	2	0	5	3	0	3	2	4	0	6	0	2	2	0		
SEVERE	35	5	0	3	2	0	1	5	8	0	8	3	0	0	0		
MODERATE	31	4	1	6	0	0	1	4	6	0	4	0	3	2	0		
MILD	2	1	0	0	0	0	0	0	0	0	0	1	0	0	0		
NOT REPORTED	0	0	0	0	0	0	0	0	0	0	0	0	0	0	0		
TOTAL	97	12	1	14	5	0	5	11	18	0	18	4	5	4	0		
65 & OVER																	
PROFOUND	0	0	0	0	0	0	0	0	0	0	0	0	0	0	0		
SEVERE	0	0	0	0	0	0	0	0	0	0	0	0	0	0	0		
MODERATE	0	0	0	0	0	0	0	0	0	0	0	0	0	0	0		
MILD	0	0	0	0	0	0	0	0	0	0	0	0	0	0	0		
NOT REPORTED	0	0	0	0	0	0	0	0	0	0	0	0	0	0	0		
TOTAL	0	0	0	0	0	0	0	0	0	0	0	0	0	0	0		
TOTAL ALL AGES																	
PROFOUND	108	4	1	15	15	0	5	2	13	0	20	0	13	19	1		
SEVERE	101	13	0	12	9	0	8	5	12	0	22	4	8	8	0		
MODERATE	71	9	1	9	2	0	4	4	11	0	16	1	7	7	0		
MILD	6	3	0	0	0	0	0	0	0	0	2	1	0	0	0		
NOT REPORTED	0	0	0	0	0	0	0	0	0	0	0	0	0	0	0		
TOTAL	286	29	2	36	26	0	17	11	36	0	60	6	28	34	1		

\*NOTE: EXCLUDED FROM THIS TABLE ARE 23 REGISTER PLACEMENTS IN NON-STATE SCHOOL FACILITIES:  
20 IN THE RUSK STATE HOSPITAL MR UNIT; 3 IN THE EL PASO CENTER FOR HUMAN DEVELOPMENT.

PLACEMENTS FROM, ADDITIONS TO, AND CURRENT ACTIVE OR DEFERRED STATUS ON THE  
REGISTER FOR STATE SCHOOL PLACEMENT

## BY COUNTY OF RESIDENCE

COUNTY OF RESIDENCE	PLACEMENTS IN STATE SCHOOLS * DURING THE PERIOD FROM 09/01/78 TO 08/31/79	ADDITIONS TO REGISTER DURING THE PERIOD FROM 09/01/78 TO 08/31/79	ACTIVE AS OF 08/31/79	DEFERRED AS OF 08/31/79
ANDERSON	1	0	1	2
ANDREWS	1	1	2	3
ANGELINA	1	4	7	9
ARANSAS	0	0	0	1
ARCHER	0	0	0	0
ARMSTRONG	0	0	0	0
ATASCOSA	1	0	0	2
AUSTIN	0	0	0	4
BAILEY	0	1	2	1
BANDERA	0	0	1	0
BASTROP	0	1	2	2
BAYLOR	0	0	1	2
BEE	1	1	0	7
BELL	3	2	7	10
BEXAR	4	17	58	152
BLANCO	0	0	0	0
BORDEN	0	0	0	0
BOSQUE	0	0	0	3
BOWIE	4	3	4	15
BRAZORIA	0	1	3	13
BRAZOS	2	1	1	7
BREWSTER	0	0	0	0
BRISCOE	1	0	0	1
BROOKS	0	0	0	1
BROWN	0	1	1	2
BURLESON	1	0	0	1
BURNET	0	0	0	4
CALDWELL	0	0	0	1
CALHOUN	0	0	1	5
CALLAHAN	1	0	0	2
CAMERON	0	1	1	28
CAMP	0	1	2	1
CARSON	1	0	0	1
CASS	1	2	1	6
CASTRO	0	1	2	1
CHAMBERS	0	0	0	2
CHEROKEE	0	0	1	5

\*NOTE: INCLUDED IN PLACEMENTS ON THIS TABLE ARE 23 REGISTER PLACEMENTS IN NON-STATE SCHOOL FACILITIES:  
20 IN THE RUSK STATE HOSPITAL MR UNIT; 3 IN THE EL PASO CENTER FOR HUMAN DEVELOPMENT.

## REGISTER FOR STATE SCHOOL PLACEMENT

## BY COUNTY OF RESIDENCE

COUNTY OF RESIDENCE	PLACEMENTS IN STATE SCHOOLS DURING THE PERIOD FROM 09/01/78 TO 08/31/79	ADDITIONS TO REGISTER DURING THE PERIOD FROM 09/01/78 TO 08/31/79	ACTIVE AS OF 08/31/79	DEFERRED AS OF 08/31/79
CHILDRESS	1	1	2	0
CLAY	0	0	1	1
COCHRAN	0	0	0	0
COKE	0	0	0	0
COLEMAN	1	0	0	0
COLLIN	1	5	9	17
COLLINGSWORTH	0	0	0	2
COLORADO	0	0	1	9
COMAL	0	0	1	3
COMANCHE	0	0	1	0
CONCHO	0	0	0	1
COOKE	1	0	1	4
CORYELL	5	3	0	3
COTTLE	0	0	0	1
CRANE	0	0	0	0
CROCKETT	0	0	0	0
CROSBY	0	0	1	2
CULBERSON	0	0	0	0
DALLAM	0	1	3	2
DALLAS	24	38	26	296
DANSON	0	1	0	2
DEAF SMITH	3	1	1	4
DELTA	0	0	0	2
DENTON	3	5	6	31
DEWITT	1	1	0	5
DICKENS	0	1	0	1
DIMMIT	1	0	0	1
DONLEY	0	0	0	0
DUVAL	1	2	0	3
EASTLAND	1	1	1	4
ECTOR	2	0	1	14
EDWARDS	0	1	1	0
ELLIS	2	0	0	9
EL PASO	7	12	14	27
ERATH	2	0	0	4
FALLS	3	1	0	3
FANNIN	0	0	0	7

PLACEMENTS FROM, ADDITIONS TO, AND CURRENT ACTIVE OR DEFERRED STATUS ON THE  
REGISTER FOR STATE SCHOOL PLACEMENT

## BY COUNTY OF RESIDENCE

COUNTY OF RESIDENCE	PLACEMENTS IN STATE SCHOOLS DURING THE PERIOD FROM 09/01/78 TO 08/31/79	ADDITIONS TO REGISTER DURING THE PERIOD FROM 09/01/78 TO 08/31/79	ACTIVE AS OF 08/31/79	DEFERRED AS OF 08/31/79
FAYETTE	0	0	0	4
FISHER	0	0	0	1
FLOYD	2	1	0	2
FOARD	0	0	0	1
FORT BEND	2	4	3	22
FRANKLIN	0	0	0	2
FREESTONE	0	1	1	4
FRIO	0	0	0	2
GAINES	1	0	0	2
GALVESTON	0	1	2	24
GARZA	1	0	1	2
GILLESPIE	0	0	0	2
GLASSCOCK	0	0	0	0
GOLIAD	0	0	0	0
GONZALES	0	0	0	5
GRAY	2	1	1	7
GRAYSON	0	1	4	15
GREGG	2	3	6	14
GRIMES	1	0	0	1
GUADALUPE	0	1	4	2
HALE	0	0	4	10
HALL	0	0	0	3
HAMILTON	0	0	0	0
HANSFORD	1	0	0	1
HARDEMAN	2	1	2	4
HARDIN	2	2	0	6
HARRIS	49	42	89	331
HARRISON	2	2	3	15
HARTLEY	0	0	0	0
HASKELL	0	0	1	0
HAYS	0	0	1	6
HEMPHILL	1	1	0	0
HENDERSON	0	2	1	3
HIDALGO	6	7	2	29
HILL	0	1	1	2
HOCKLEY	0	0	0	1
HOOD	0	0	1	2

PLACEMENTS FROM, ADDITIONS TO, AND CURRENT ACTIVE OR DEFERRED STATUS ON THE  
REGISTER FOR STATE SCHOOL PLACEMENT

## BY COUNTY OF RESIDENCE

COUNTY OF RESIDENCE	PLACEMENTS IN STATE SCHOOLS DURING THE PERIOD FROM 09/01/78 TO 08/31/79	ADDITIONS TO REGISTER DURING THE PERIOD FROM 09/01/78 TO 08/31/79	ACTIVE AS OF 08/31/79	DEFERRED AS OF 08/31/79
HOPKINS	0	2	2	8
HOUSTON	0	1	2	3
HOWARD	2	1	0	3
HUDSPETH	0	0	0	0
HUNT	3	2	1	11
HUTCHINSON	0	0	5	5
IRION	0	0	0	0
JACK	0	1	0	2
JACKSON	0	1	1	8
JASPER	0	0	1	7
JEFF DAVIS	0	0	0	0
JEFFERSON	6	4	4	41
JIM HOGG	0	0	0	1
JIM WELLS	0	1	0	8
JOHNSON	3	1	2	4
JONES	1	0	0	4
KARNES	0	0	0	1
KAUFMAN	1	4	7	7
KENDALL	0	0	0	0
KENEY	0	0	0	0
KENT	0	0	0	0
KERR	0	2	3	3
KIMBLE	0	0	0	0
KING	0	0	0	0
KINNEY	0	0	0	2
KLEBERG	1	0	0	4
KNOX	0	0	0	1
LAMAR	0	2	2	10
LAMB	1	0	1	3
LAMPASAS	0	0	0	4
LASALLE	0	0	0	1
LAVACA	0	1	1	3
LEE	0	0	0	3
LEON	0	0	0	3
LIBERTY	3	3	0	7
LIMESTONE	6	1	0	2
LIPSCOMB	0	0	1	0

PLACEMENTS FROM, ADDITIONS TO, AND CURRENT ACTIVE OR DEFERRED STATUS ON THE  
REGISTER FOR STATE SCHOOL PLACEMENT

## BY COUNTY OF RESIDENCE

PLACEMENTS IN STATE SCHOOLS  
DURING THE PERIOD FROM  
09/01/78 TO 08/31/79

ADDITIONS TO REGISTER  
DURING THE PERIOD FROM  
09/01/78 TO 08/31/79

ACTIVE  
AS OF  
08/31/79

DEFERRED  
AS OF  
08/31/79

COUNTY OF RESIDENCE	PLACEMENTS IN STATE SCHOOLS DURING THE PERIOD FROM 09/01/78 TO 08/31/79	ADDITIONS TO REGISTER DURING THE PERIOD FROM 09/01/78 TO 08/31/79	ACTIVE AS OF 08/31/79	DEFERRED AS OF 08/31/79
LIVE OAK	0	0	0	1
LLANO	0	0	0	4
LOVING	0	0	0	0
LUBBOCK	8	6	14	45
LYNN	0	0	1	1
MCCULLOCH	0	0	0	1
MCLENNAN	9	9	4	33
MCNULLEN	0	0	0	0
MADISON	0	0	0	2
MARION	0	0	0	1
MARTIN	0	0	0	0
MASON	0	0	0	0
MATAGORDA	0	0	0	5
MAVERICK	0	1	0	2
MEDINA	1	2	0	2
MENARD	0	0	0	0
MIDLAND	3	2	1	7
MILAM	1	1	0	2
MILLS	0	0	0	2
MITCHELL	0	0	0	3
MONTAGUE	0	0	1	2
MONTGOMERY	4	7	3	11
MOORE	0	1	1	1
MORRIS	0	0	3	4
MOTLEY	0	0	0	0
NACOGDOCHES	0	0	1	5
NAVARRO	3	0	1	4
NEWTON	0	1	1	1
NOLAN	4	2	1	2
NUECES	1	3	1	72
OCHILTREE	0	0	0	1
OLDHAM	0	0	1	0
ORANGE	5	5	3	15
PALO PINTO	2	1	1	4
PANOLA	0	0	0	0
PARKER	0	1	1	2
PARNER	1	1	1	4



## REGISTER FOR STATE SCHOOL PLACEMENT

## BY COUNTY OF RESIDENCE

COUNTY OF RESIDENCE	PLACEMENTS IN STATE SCHOOLS DURING THE PERIOD FROM 09/01/78 TO 08/31/79	ADDITIONS TO REGISTER DURING THE PERIOD FROM 09/01/78 TO 08/31/79	ACTIVE AS OF 08/31/79	DEFERRED AS OF 08/31/79
PECOS	0	1	1	1
POLK	0	0	2	3
POTTER	8	7	10	14
PRESIDIO	0	0	0	2
RAINS	0	0	0	0
RANDALL	1	0	2	6
REAGAN	2	3	0	1
REAL	0	0	0	0
RED RIVER	0	0	0	2
REEVES	2	1	0	0
REFUGIO	0	0	0	3
ROBERTS	0	0	0	0
ROBERTSON	0	1	1	2
ROCKWALL	0	0	1	0
RUNNELS	1	1	0	0
RUSK	1	2	1	7
SABINE	0	0	1	3
SAN AUGUSTINE	0	0	0	2
SAN JACINTO	0	0	0	0
SAN PATRICIO	1	0	1	14
SAN SABA	0	0	1	0
SCHLEICHER	0	0	0	1
SCURRY	0	0	0	2
SHACKELFORD	0	0	0	2
SHELBY	0	1	2	7
SHERMAN	1	0	1	0
SMITH	2	6	9	16
SOMERVELL	0	0	0	0
STARR	0	0	0	0
STEPHENS	0	0	0	4
STERLING	0	0	0	0
STONEWALL	1	1	0	0
SUTTON	0	0	0	0
SWISHER	1	0	1	2
TARRANT	20	27	16	143
TAYLOR	9	9	3	11
TERRELL	0	0	0	0

## REGISTER FOR STATE SCHOOL PLACEMENT

## BY COUNTY OF RESIDENCE

COUNTY OF RESIDENCE	PLACEMENTS IN STATE SCHOOLS DURING THE PERIOD FROM 09/01/78 TO 08/31/79	ADDITIONS TO REGISTER DURING THE PERIOD FROM 09/01/78 TO 08/31/79	ACTIVE AS OF 08/31/79	DEFERRED AS OF 08/31/79
TERRY	1	1	2	2
THROCKMORTON	0	0	0	0
TITUS	0	0	1	4
TOM GREEN	8	6	2	9
TRAVIS	3	3	12	41
TRINITY	0	0	1	1
TYLER	0	0	0	5
UPSHUR	3	1	1	6
UPTON	1	0	0	0
UVALDE	0	0	1	1
VAL VERDE	0	0	0	4
VAN ZANDT	0	0	1	4
VICTORIA	2	5	5	16
WALKER	1	1	0	1
WALLER	0	1	1	4
WARD	2	2	0	3
WASHINGTON	1	0	1	2
WEBB	4	2	0	13
WHARTON	0	2	2	12
WHEELER	0	0	0	0
WICHITA	4	5	6	12
WILBARGER	0	0	1	0
WILLACY	0	0	0	1
WILLIAMSON	1	1	3	5
WILSON	0	0	1	1
WINKLER	0	0	0	0
WISE	0	0	0	4
WOOD	2	2	2	7
YOAKUM	0	0	0	4
YOUNG	1	2	2	5
ZAPATA	0	0	0	0
ZAVALA	0	0	0	3
TEXAS COUNTY UNKNOWN	0	0	0	0
OUT OF STATE	0	0	0	1
NOT REPORTED	0	0	0	0
TOTAL	309	347	466	2094



