


ANNUAL FINANCIAL REPORT
FOURTEENTH COURT OF APPEALS
HOUSTON, TEXAS
FISCAL YEAR ENDED AUGUST 31, 2018



ANNUAL FINANCIAL REPORT
FOURTEENTH COURT OF APPEALS
HOUSTON, TEXAS
FISCAL YEAR ENDED AUGUST 31, 2018





TABLE OF CONTENTS

I.	LETTER OF TRANSMITTAL.....	1
II.	BALANCE SHEET (FFS).....	2-10
III.	OPERATING STATEMENT	11-16
IV.	STATEMENT OF NET POSITION	17-21
V.	STATEMENT OF NET POSITION (GWFS).....	22-32
VI.	NOTES.....	33-35



Justices
WILLIAM J. BOYCE
TRACY CHRISTOPHER
MARTHA HILL JAMISON
J. BRETT BUSBY
JOHN DONOVAN
MARC W. BROWN
KEN WISE
KEVIN JEWELL



Fourteenth Court of Appeals

301 Fannin Room 245
Houston, Texas 77002

Chief Justice
KEM THOMPSON FROST

Clerk
CHRISTOPHER A. PRINE
Phone: 713/274-2800
Email: 14thcoa@courts.state.tx.us
www.14thcoa.courts.state.tx.us

October 1, 2018

Honorable Greg Abbott, Governor
Honorable Glenn Hegar, Texas Comptroller
Ursula Parks, Director, Legislative Budget Board
Lisa Collier, First Assistant State Auditor

Ladies and Gentlemen:

We are pleased to submit the annual financial report of the Fourteenth Court of Appeals for the year ended Aug. 31, 2018, in compliance with Texas Government Code Annotated, Section 2101.011, and in accordance with the requirements established by the Texas Comptroller of Public Accounts.


Due to the statewide requirements embedded in Governmental Accounting Standards Board (GASB) 34, the Comptroller of Public Accounts does not require the accompanying annual financial report to comply with all the requirements in this statement. The financial report will be considered for audit by the state auditor as part of the audit of the State of Texas *Comprehensive Annual Financial Report (CAFR)*; therefore, an opinion has not been expressed on the financial statements and related information contained in this report.

If you have any questions, please contact Chris Prine, Clerk of Court at 713-274-2840.

Sincerely,

A handwritten signature in black ink that reads "Kem Thompson Frost". The signature is written in a cursive style.

Kem Thompson Frost
Chief Justice



(AGY) 234 (ORG) (PRG) (NAC) (APP) (FND) (COB) (AOB) (GLA)
 (AGL) (GRT) (PRJ) (SS1) (SS2)

14TH COURT OF APPEALS DISTRICT (234)
 BALANCE SHEET - GOVERNMENTAL & PROPRIETARY FUND TYPES (FFS)

PERCENT OF YEAR ELAPSED: 100% REPORT PERIOD= ADJUSTMENT FY= 18 PROD SYSTEM
 *****PAGE 1

GAAP FUND GROUP 01 GOVERNMENTAL
 GAAP FUND TYPE 01 GENERAL
 GAAP FUND 0001 GENERAL REVENUE (0001)-GENERAL

GL CAT	GL CLASS	COMP GL	TITLE	AGY GL	CURRENT YEAR	PRIOR YEAR
01	001	0010	CASH ON HAND		.00	.00
		0020	PETTY CASH ON HAND		.00	.00
GL CLS	001		CA CASH ON HAND		.00	.00
01	002	0040	CASH IN BANK		.00	.00
		0042	PETTY CASH IN BANK		500.00	500.00
GL CLS	002		CA CASH IN BANK		500.00	500.00
01	004	0045	CASH IN STATE TREASURY		88,660,907.81-	83,177,177.31-
		0047	SHARED CASH		2,760.00-	2,490.00-
		0048	LEGISLATIVE CASH		83,179,667.31	83,179,667.31
GL CLS	004		CA CASH IN STATE TREASURY		5,484,000.50-	.00
01	020	9000	LEGISLATIVE APPROPRIATIONS		5,982,321.47	513,457.72
GL CLS	020		CA LEGISLATIVE APPROPRIATIONS		5,982,321.47	513,457.72
01	065	0279	CA INTERFUND RECEIVABLE-NO POST DOC		.00	.00
GL CLS	065		CA INTERFUND RECEIVABLE		.00	.00
01	072	0284	DUE FROM OTHER AGENCIES	20100010	.00	.00
GL CLS	072		CA DUE FROM OTHER AGENCIES		.00	.00
01	080	0285	CONSUM. INVENTORIES (MAT. AND SUPPLI		5,608.39	7,891.47
GL CLS	080		CA CONSUMABLE INVENTORIES		5,608.39	7,891.47
* GLA CAT	01		CURRENT ASSETS		504,429.36	521,849.19
** TOTAL ASSETS AND OTHER DEBITS					504,429.36	521,849.19
21	200	1009	VOUCHERS PAYABLE		.00	.00
		1010	ACCOUNTS PAYABLE		950.00	950.00

UNAUDITED
 FOURTEENTH COURT OF APPEALS, HOUSTON (234)

14TH COURT OF APPEALS DISTRICT (234)
 BALANCE SHEET - GOVERNMENTAL & PROPRIETARY FUND TYPES (FFS)
 REPORT PERIOD= ADJUSTMENT FY= 18

PERCENT OF YEAR ELAPSED: 100% PROD SYSTEM
 *****PAGE 2

GAAP FUND GROUP 01 GOVERNMENTAL
 GAAP FUND TYPE 01 GENERAL
 GAAP FUND 0001 GENERAL REVENUE (0001)-GENERAL

GL CAT	GL CLASS	COMP GL	TITLE	AGY GL	CURRENT YEAR	PRIOR YEAR
	GL CLS	200	CL ACCOUNTS PAYABLE		950.00	950.00
21	203	1015	PAYROLL PAYABLE		459,831.49-	467,476.35-
	GL CLS	203	CL PAYROLL PAYABLE		459,831.49-	467,476.35-
21	204	1150	CL OTHER LIABILITIES		1,500.00	1,500.00
	GL CLS	204	OTHER CURRENT LIABILITIES		1,500.00	1,500.00
21	205	1049	CL INTERFUND PAYABLE		.00	.00
	GL CLS	205	CL INTERFUND PAYABLE		.00	.00
21	211	1050	DUE TO OTHER AGENCIES		.00	.00
		1050	DUE TO OTHER AGENCIES	20100010	.00	.00
		1050	DUE TO OTHER AGENCIES	21200010	.00	.00
		1050	DUE TO OTHER AGENCIES	32001650	.00	.00
		1050	DUE TO OTHER AGENCIES	90251570	.00	.00
	GL CLS	211	CL DUE TO OTHER AGENCIES		.00	.00
21	300	1149	FUNDS HELD FOR OTHERS		.00	.00
	GL CLS	300	CL FUNDS HELD FOR OTHERS		.00	.00
	* GLA CAT	21	CURRENT LIABILITIES		457,381.49-	465,026.35-
	** TOTAL LIABILITIES AND OTHER CREDITS				457,381.49-	465,026.35-
51	360	2050	FD BAL-RESERVED FOR ENCUMBRANCES		.00	.00
	GL CLS	360	FD BAL RESERVED FOR ENCUMBRANCES		.00	.00
51	362	2075	FD BAL-RESERVED FOR CONSUM. INVENT.		.00	.00
	GL CLS	362	FD BAL RESERVED FOR INVENTORIES		.00	.00
51	364	2065	FD BAL-RESERVED FOR IMPREST ACCOUNTS		.00	.00
	GL CLS	364	FD BAL RESERVED FOR IMPREST ACCT.		.00	.00

UNAUDITED
 FOURTEENTH COURT OF APPEALS, HOUSTON (234)

14TH COURT OF APPEALS DISTRICT (234)
 BALANCE SHEET - GOVERNMENTAL & PROPRIETARY FUND TYPES (FFS)

PROD SYSTEM
 PAGE 3

PERCENT OF YEAR ELAPSED: 100%

REPORT PERIOD= ADJUSTMENT FY= 18

GAAP FUND GROUP 01 GOVERNMENTAL
 GAAP FUND TYPE 01 GENERAL
 GAAP FUND 0001 GENERAL REVENUE (0001)-GENERAL

GL CAT	GL CLASS	COMP GL	TITLE	AGY GL	CURRENT YEAR	PRIOR YEAR
51	510	2301	FD BAL-NONSPND FOR INVENTORY		5,608.39-	7,891.47-
		2302	FD BAL-NONSPND FOR PREPAID ITEMS		.00	.00
GL CLS	510		FD BAL-NONSPENDABLE		5,608.39-	7,891.47-
51	540	2320	FD BAL-ASSIGNED		.00	.00
GL CLS	540		FD BAL-ASSIGNED		.00	.00
51	550	****	2325-POST CLS FFS FB UNASSIGNED		41,439.48-	48,931.37-
GL CLS	550		FD BAL-UNASSIGNED		41,439.48-	48,931.37-
51	620	2240	FB-UNRESERVED-UNDESIGNATED-OTHER		.00	.00
		9999	FFS SYSTEM CLEARING - GL LEVEL ONLY		.00	.00
GL CLS	620		FUND BALANCE - UNRESERVED/UNDESIGNATED		.00	.00
51	630	2055	FB - UNENCUM APPROP - SUBJECT TO LAP		.00	.00
		2060	FB-RES FOR UNENCUM APPR-FUTURE OPERA		.00	.00
GL CLS	630		OBSOLETE FB ACCTS UNDER GASB 34		.00	.00
51	800	9001	ENCUMBRANCES		.00	.00
		9003	ENCUMBRANCES (REPORTING AGENCIES)		.00	42,243.88
		9005	BUDGET RESERVATION FOR ENCUMBRANCES		.00	42,243.88-
GL CLS	800		BUDGETARY		.00	.00
51	950	9200	PAYROLL CLEARING		.00	.00
		9201	PAYROLL CLEARING OFFSET		.00	.00
		9202	PAYROLL SYSTEM CLEARING		.00	.00
GL CLS	950		SYSTEM ACCOUNTS		.00	.00
* GLA CAT	51		FUND BALANCE (DEPICITS)		47,047.87-	56,822.84-
**			TOTAL FUND BALANCE/NET POSITION WITH CURRENT CHANGES		47,047.87-	56,822.84-
**			TOTAL LIABILITIES, OTHER CR, DEF INFLOWS AND FD BAL/NET POSITION		504,429.36-	521,849.19-
* GAAP FUND			0001 GENERAL REVENUE (0001)-GENERAL		.00	.00

4

UNAUDITED
 FOURTEENTH COURT OF APPEALS, HOUSTON (234)

(AGY)234 (ORG) (PRG) (NAC) (APP) (FND) (COB) (AOB) (GLA)
 (AGL) (GRT) (PRJ) (SS1) (SS2)

14TH COURT OF APPEALS DISTRICT (234)
 BALANCE SHEET - GOVERNMENTAL & PROPRIETARY FUND TYPES (FFS)
 REPORT PERIOD= ADJUSTMENT FY= 18

PERCENT OF YEAR ELAPSED: 100% PROD SYSTEM
 *****PAGE 4

GAAP FUND GROUP 01 GOVERNMENTAL
 GAAP FUND TYPE 01 GENERAL
 GAAP FUND 0540 JUDICIAL-COURT PERSNL TRAIN FD

GL CAT	GL CLASS	COMP GL	TITLE	AGY GL	CURRENT YEAR	PRIOR YEAR
01	001	0010	CASH ON HAND		.00	.00
	GL CLS	001	CA CASH ON HAND		.00	.00
01	004	0045	CASH IN STATE TREASURY		667,749.35	636,444.85
		0047	SHARED CASH		667,749.35-	636,444.85-
	GL CLS	004	CA CASH IN STATE TREASURY		.00	.00
01	072	0284	DUE FROM OTHER AGENCIES	21105400	.00	.00
	GL CLS	072	CA DUE FROM OTHER AGENCIES		.00	.00
	* GLA CAT	01	CURRENT ASSETS		.00	.00
	** TOTAL ASSETS AND OTHER DEBITS				.00	.00
21	200	1009	VOUCHERS PAYABLE		.00	.00
	GL CLS	200	CL ACCOUNTS PAYABLE		.00	.00
21	300	1140	FUNDS HELD FOR OTHERS		.00	.00
		1149	FUNDS HELD FOR OTHERS		.00	.00
	GL CLS	300	CL FUNDS HELD FOR OTHERS		.00	.00
	* GLA CAT	21	CURRENT LIABILITIES		.00	.00
	** TOTAL LIABILITIES AND OTHER CREDITS				.00	.00
51	520	2310	FD BAL-RESTRICTED		.00	.00
	GL CLS	520	FD BAL-RESTRICTED		.00	.00
51	530	2315	FD BAL-COMMITTED		.00	.00
	GL CLS	530	FD BAL-COMMITTED		.00	.00

UNAUDITED
 FOURTEENTH COURT OF APPEALS, HOUSTON (234)

14TH COURT OF APPEALS DISTRICT (234)
 BALANCE SHEET - GOVERNMENTAL & PROPRIETARY FUND TYPES (FFS)
 REPORT PERIOD= ADJUSTMENT FY= 18

PROD SYSTEM
 *****PAGE 5

PERCENT OF YEAR ELAPSED: 100%

GAAP FUND GROUP 01 GOVERNMENTAL
 GAAP FUND TYPE 01 GENERAL
 GAAP FUND 0540 JUDICIAL-COURT PERSNL TRAIN FD

GL	GL	COMP	AGY	CURRENT	PRIOR
CAT	CLASS	GL	GL	YEAR	YEAR
51	550	****	2325-POST CLS FFS FB UNASSIGNED	.00	.00
	GL CLS	550	FD BAL-UNASSIGNED	.00	.00
51	610	2150	FD BAL UNRES DESIG FOR OTHER	.00	.00
	GL CLS	610	FD BAL - UNRES DESIG FOR OTHER	.00	.00
51	620	2240	FB-UNRESERVED-UNDESIGNATED-OTHER	.00	.00
		9999	FFS SYSTEM CLEARING - GL LEVEL ONLY	.00	.00
	GL CLS	620	FUND BALANCE - UNRESERVED/UNDESIGNATED	.00	.00
	* GLA CAT	51	FUND BALANCE (DEFICITS)	.00	.00
	** TOTAL FUND BALANCE/NET POSITION WITH CURRENT CHANGES			.00	.00
	** TOTAL LIABILITIES, OTHER CR, DEF INFLOWS AND FD BAL/NET POSITION			.00	.00
	* GAAP FUND	0540	JUDICIAL-COURT PERSNL TRAIN FD	.00	.00
	* GAAP FUND TYPE	01	GENERAL	.00	.00

UNAUDITED
 FOURTEENTH COURT OF APPEALS, HOUSTON (234)

(AGY)234 (ORG) (PRG) (NAC) (APP) (FND) (COB) (AOB) (GLA)
 (AGL) (GRT) (PRJ) (SS1) (SS2)

14TH COURT OF APPEALS DISTRICT (234)
 BALANCE SHEET - GOVERNMENTAL & PROPRIETARY FUND TYPES (FFS)
 REPORT PERIOD= ADJUSTMENT FY= 18

PROD SYSTEM
 *****PAGE 6

PERCENT OF YEAR ELAPSED: 100%

GAAP FUND GROUP 01 GOVERNMENTAL
 GAAP FUND TYPE 02 SPECIAL REVENUE
 GAAP FUND 0573 JUDICIAL FUND (0573)-SPECIAL

GL CAT	GL CLASS	COMP GL	TITLE	AGY GL	CURRENT YEAR	PRIOR YEAR
01	001	0010	CASH ON HAND		.00	.00
	GL CLS	001	CA CASH ON HAND		.00	.00
01	004	0045	CASH IN STATE TREASURY		3,511,642.99-	3,136,089.68-
		0047	SHARED CASH		3,511,642.99	3,136,089.68
	GL CLS	004	CA CASH IN STATE TREASURY		.00	.00
01	072	0284	DUE FROM OTHER AGENCIES	24105730	.00	.00
	GL CLS	072	CA DUE FROM OTHER AGENCIES		.00	.00
	* GLA CAT	01	CURRENT ASSETS		.00	.00
	** TOTAL ASSETS AND OTHER DEBITS				.00	.00
21	200	1009	VOUCHERS PAYABLE		.00	.00
	GL CLS	200	CL ACCOUNTS PAYABLE		.00	.00
21	205	1049	CL INTERFUND PAYABLE		.00	.00
	GL CLS	205	CL INTERFUND PAYABLE		.00	.00
21	211	1050	DUE TO OTHER AGENCIES		.00	.00
		1050	DUE TO OTHER AGENCIES	24105730	.00	.00
		1050	DUE TO OTHER AGENCIES	90205730	.00	.00
		1050	DUE TO OTHER AGENCIES	90257300	.00	.00
	GL CLS	211	CL DUE TO OTHER AGENCIES		.00	.00
21	300	1140	FUNDS HELD FOR OTHERS		.00	.00
		1149	FUNDS HELD FOR OTHERS		.00	.00
	GL CLS	300	CL FUNDS HELD FOR OTHERS		.00	.00
	* GLA CAT	21	CURRENT LIABILITIES		.00	.00

UNAUDITED
 FOURTEENTH COURT OF APPEALS, HOUSTON (234)

14TH COURT OF APPEALS DISTRICT (234)
 BALANCE SHEET - GOVERNMENTAL & PROPRIETARY FUND TYPES (FFS)

PROD SYSTEM
 *****PAGE 7

PERCENT OF YEAR ELAPSED: 100%

REPORT PERIOD= ADJUSTMENT FY= 18

GL	GL	COMP	AGY	CURRENT	PRIOR
CAT	CLASS	GL	GL	YEAR	YEAR

** TOTAL LIABILITIES AND OTHER CREDITS					
51	520	****	2310-POST CLS FFS FB RESTRICTED	.00	.00
	GL CLS	520	FD BAL-RESTRICTED	.00	.00
51	530	2315	FD BAL-COMMITTED	.00	.00
	GL CLS	530	FD BAL-COMMITTED	.00	.00
51	550	2325	FD BAL-UNASSIGNED	.00	.00
	GL CLS	550	FD BAL-UNASSIGNED	.00	.00
51	610	2150	FD BAL UNRES DESIG FOR OTHER	.00	.00
	GL CLS	610	FD BAL - UNRES DESIG FOR OTHER	.00	.00
51	620	2240	FB-UNRESERVED-UNDESIGNATED-OTHER	.00	.00
		9999	FFS SYSTEM CLEARING - GL LEVEL ONLY	.00	.00
	GL CLS	620	FUND BALANCE - UNRESERVED/UNDESIGNATED	.00	.00
*	GLA CAT	51	FUND BALANCE (DEFICITS)	.00	.00
** TOTAL FUND BALANCE/NET POSITION WITH CURRENT CHANGES					
** TOTAL LIABILITIES, OTHER CR, DEF INFLOWS AND FD BAL/NET POSITION					
*	GAAP FUND	0573	JUDICIAL FUND (0573)-SPECIAL	.00	.00
*	GAAP FUND TYPE	02	SPECIAL REVENUE	.00	.00

UNAUDITED
 FOURTEENTH COURT OF APPEALS, HOUSTON (234)

(AGY)234 (ORG) (PRG) (NAC) (APP) (FND) (COB) (AOB) (GLA)
 (AGL) (GRT) (PRJ) (SS1) (SS2)

14TH COURT OF APPEALS DISTRICT (234)
 BALANCE SHEET - GOVERNMENTAL & PROPRIETARY FUND TYPES (FFS)
 REPORT PERIOD= ADJUSTMENT FY= 18

PROD SYSTEM
 PAGE 8

PERCENT OF YEAR ELAPSED: 100%

GAAP FUND GROUP 01 GOVERNMENTAL
 GAAP FUND TYPE 11 CAPITAL ASSET BASIS CONVERSION ADJUSTMTS
 GAAP FUND 9998 GEN FIXED ASSETS ACCT GROUP

GL CAT	GL CLASS	COMP GL	TITLE	AGY GL	CURRENT YEAR	PRIOR YEAR
01	111	0385	OTHER ASSETS		.00	.00
	GL CLS	111	OTHER CURRENT ASSETS		.00	.00
*	GLA CAT	01	CURRENT ASSETS		.00	.00
06	151	0345	FURNITURE/EQUIPMENT		.00	.00
	GL CLS	151	FURNITURE AND EQUIPMENT, NET		.00	.00
06	158	0360	LIBRARY BOOKS-NON DEPRECIABLE		.00	.00
		0382	OTHER CAPITAL ASSETS-NON DEPRECIABLE		.00	.00
		0383	OTHER CAPITAL ASSETS-DEPRECIABLE		.00	.00
	GL CLS	158	OTHER CAPITAL ASSETS, NET		.00	.00
*	GLA CAT	06	NON-CURRENT ASSETS		.00	.00
**	TOTAL ASSETS AND OTHER DEBITS				.00	.00
51	620	9999	FFS SYSTEM CLEARING - GL LEVEL ONLY		.00	.00
	GL CLS	620	FUND BALANCE - UNRESERVED/UNDESIGNATED		.00	.00
51	630	2030	INVESTMENT IN GENERAL FIXED ASSETS		.00	.00
	GL CLS	630	OBSOLETE FB ACCTS UNDER GASB 34		.00	.00
*	GLA CAT	51	FUND BALANCE (DEFICITS)		.00	.00
**	TOTAL FUND BALANCE/NET POSITION WITH CURRENT CHANGES				.00	.00
**	TOTAL LIABILITIES, OTHER CR, DEF INFLOWS AND FD BAL/NET POSITION				.00	.00
*	GAAP FUND	9998	GEN FIXED ASSETS ACCT GROUP		.00	.00
*	GAAP FUND TYPE	11	CAPITAL ASSET BASIS CONVERSION ADJUSTMTS		.00	.00

UNAUDITED
 FOURTEENTH COURT OF APPEALS, HOUSTON (234)

(AGY)234 (ORG) (PRG) (NAC) (APP) (FND) (COB) (AOB) (GLA)
 (AGL) (GRT) (PRJ) (SS1) (SS2)

14TH COURT OF APPEALS DISTRICT (234)
 BALANCE SHEET - GOVERNMENTAL & PROPRIETARY FUND TYPES (FFS)

PERCENT OF YEAR ELAPSED: 100% REPORT PERIOD= ADJUSTMENT FY= 18 PROD SYSTEM
 *****PAGE 9

GAAP FUND GROUP 01 GOVERNMENTAL
 GAAP FUND TYPE 12 LONG-TERM LIAB BASIS CONVERSION ADJUSTMT
 GAAP FUND 9997 LONG-TERM LIABILITIES BASIS CONVERSION

 GL GL COMP AGY CURRENT PRIOR
 CAT CLASS GL TITLE GL YEAR YEAR

11	190	0410	AMTS TO BE PROVI FY-OTHER OBLIGATION		.00	.00
	GL CLS	190	RETIREMNT OF OTHR GENERAL LONG-TERM DEBT		.00	.00
	* GLA CAT	11	OTHER DEBITS		.00	.00
	** TOTAL ASSETS AND OTHER DEBITS				.00	.00
21	230	1025	CL EMPLOYEE'S COMPENSABLE LEAVE		.00	.00
	GL CLS	230	CL EMPLOYEE'S COMPENSABLE LEAVE		.00	.00
	* GLA CAT	21	CURRENT LIABILITIES		.00	.00
	** TOTAL LIABILITIES AND OTHER CREDITS				.00	.00
51	620	9999	FFS SYSTEM CLEARING - GL LEVEL ONLY		.00	.00
	GL CLS	620	FUND BALANCE - UNRESERVED/UNDESIGNATED		.00	.00
	* GLA CAT	51	FUND BALANCE (DEFICITS)		.00	.00
	** TOTAL FUND BALANCE/NET POSITION WITH CURRENT CHANGES				.00	.00
	** TOTAL LIABILITIES, OTHER CR, DEF INFLOWS AND FD BAL/NET POSITION				.00	.00
	* GAAP FUND	9997	LONG-TERM LIABILITIES BASIS CONVERSION		.00	.00
	* GAAP FUND TYPE	12	LONG-TERM LIAB BASIS CONVERSION ADJUSTMT		.00	.00
	* GAAP FUND GROUP	01	GOVERNMENTAL		.00	.00
	* AGENCY	234			.00	.00

(AGY)234 (ORG) (PRG) (NAC) (APP) (PND) (COB) (AOB) (GLA)
 (AGL) (GRT) (PRJ) (SS1) (SS2)

14TH COURT OF APPEALS DISTRICT (234)
 OPERATING STATEMENT - GOVERNMENTAL FUNDS

PERCENT OF YEAR ELAPSED: 100% REPORT PERIOD= ADJUSTMENT FY= 18 PROD SYSTEM
 *****PAGE 1

GAAP FUND GROUP 01 GOVERNMENTAL
 GAAP FUND TYPE 01 GENERAL
 GAAP FUND 0001 GENERAL REVENUE (0001)-GENERAL

GAAP							CURRENT
GAAP	GAAP GL ACCT GL	GAAP	COMPT	TITLE			YEAR
CATEGORY	FUNC CLASS	ACCT SRC/OBJ	OBJ				
			0005	ORIGINAL APPROPRIATIONS			4,386,229.00
			0006	ADDITIONAL APPROPRIATIONS			1,085,472.16
			0035	LICENSES, FEES AND PERMITS			270.00
			0065	SALES OF GOODS AND SERVICES			180,676.42
			0080	OTHER			28,451.89
* GAAP CATEGORY	01			REVENUES			5,681,099.47
TOTAL REVENUES							5,681,099.47
			0200	SALARIES AND WAGES			4,328,166.25
			0210	PAYROLL RELATED COSTS			1,139,831.25
			0230	TRAVEL			2,200.43
			0240	MATERIALS AND SUPPLIES			93,293.98
			0250	COMMUNICATION AND UTILITIES			2,584.12
			0260	REPAIRS AND MAINTENANCE			2,131.00
			0270	RENTALS AND LEASES			43,568.87
			0340	OTHER EXPENDITURES			75,991.13
* GAAP CATEGORY	04			EXPENDITURES			5,687,767.03
TOTAL EXPENDITURES							5,687,767.03
EXCESS (DEFICIENCY) OF REVENUES OVER (UNDER) EXPENDITURES							6,667.56-

14TH COURT OF APPEALS DISTRICT (234)
 OPERATING STATEMENT - GOVERNMENTAL FUNDS
 REPORT PERIOD= ADJUSTMENT FY= 18

PERCENT OF YEAR ELAPSED: 100%

PROD SYSTEM
 PAGE 2

 GAAP FUND GROUP 01 GOVERNMENTAL
 GAAP FUND TYPE 01 GENERAL
 GAAP FUND 0001 GENERAL REVENUE (0001)-GENERAL

GAAP						CURRENT
GAAP	GAAP GL	ACCT GL	GAAP	COMPT	TITLE	YEAR
CATEGORY	FUNC	CLASS	ACCT SRC/OBJ	OBJ		
			0510		TRANSFERS-OUT	270.00-
			0578		LEGISLATIVE FINANCING SOURCES	3,551.74
			0591		LEGISLATIVE FINANCING USES	3,551.74-
			0600		APPROPRIATIONS LAPSED	2,837.41-
*	GAAP	CATEGORY	05		OTHER FINANCING SOURCES (USES)	3,107.41-
					TOTAL OTHER FINANCING SOURCES (USES)	3,107.41-
					NET CHANGE IN FUND BALANCE	9,774.97-
					FUND BALANCE - BEGINNING	56,822.84
					FUND BALANCE - BEGINNING, AS RESTATED	56,822.84
					FUND BALANCE - ENDING	47,047.87
*	GAAP	FUND	0001		GENERAL REVENUE (0001)-GENERAL	47,047.87

(AGY)234 (ORG) (PRG) (NAC) (APP) (FND) (COB) (AOB) (GLA)
 (AGL) (GRT) (PRJ) (SS1) (SS2)

14TH COURT OF APPEALS DISTRICT (234)
 OPERATING STATEMENT - GOVERNMENTAL FUNDS
 REPORT PERIOD= ADJUSTMENT FY= 18

PERCENT OF YEAR ELAPSED: 100% PROD SYSTEM
 *****PAGE 3

GAAP FUND GROUP 01 GOVERNMENTAL
 GAAP FUND TYPE 01 GENERAL
 GAAP FUND 0540 JUDICIAL-COURT PERSNL TRAIN FD

 GAAP
 GAAP GAAP GL ACCT GL GAAP COMPT CURRENT
 CATEGORY FUNC CLASS ACCT SRC/OBJ OBJ TITLE YEAR

GAAP SRC/OBJ		0035	LICENSES, FEES AND PERMITS	31,304.50
* GAAP CATEGORY	01		REVENUES	31,304.50
TOTAL REVENUES				31,304.50
TOTAL EXPENDITURES				0.00
EXCESS(DEFICIENCY) OF REVENUES OVER(UNDER) EXPENDITURES				31,304.50
GAAP SRC/OBJ		0510	TRANSFERS-OUT	31,304.50-
* GAAP CATEGORY	05		OTHER FINANCING SOURCES (USES)	31,304.50-
TOTAL OTHER FINANCING SOURCES(USES)				31,304.50-
NET CHANGE IN FUND BALANCE				0.00
FUND BALANCE - BEGINNING				0.00
FUND BALANCE - BEGINNING, AS RESTATED				0.00
FUND BALANCE - ENDING				0.00
* GAAP FUND	0540		JUDICIAL-COURT PERSNL TRAIN FD	0.00
* GAAP FUND TY	01		GENERAL	47,047.87

(AGY)234 (ORG) (PRG) (NAC) (APP) (FND) (COB) (AOB) (GLA)
 (AGL) (GRT) (PRJ) (SS1) (SS2)

14TH COURT OF APPEALS DISTRICT (234)
 OPERATING STATEMENT - GOVERNMENTAL FUNDS

PERCENT OF YEAR ELAPSED: 100% REPORT PERIOD= ADJUSTMENT FY= 18 PROD SYSTEM
 *****PAGE 4*****

GAAP FUND GROUP 01 GOVERNMENTAL
 GAAP FUND TYPE 02 SPECIAL REVENUE
 GAAP FUND 0573 JUDICIAL FUND (0573)-SPECIAL

GAAP		GAAP		COMPT	TITLE	CURRENT YEAR
GAAP CATEGORY	GAAP FUNC CLASS	GL ACCT	GL ACCT	SRC/OBJ	OBJ	
				0035	LICENSES, FEES AND PERMITS	31,979.50
* GAAP CATEGORY	01				REVENUES	31,979.50
TOTAL REVENUES						31,979.50
				0200	SALARIES AND WAGES	273,754.41
				0210	PAYROLL RELATED COSTS	187,365.35
* GAAP CATEGORY	04				EXPENDITURES	461,119.76
TOTAL EXPENDITURES						461,119.76
EXCESS (DEFICIENCY) OF REVENUES OVER (UNDER) EXPENDITURES						429,140.26-
				0500	TRANSFERS-IN	429,140.26
* GAAP CATEGORY	05				OTHER FINANCING SOURCES (USES)	429,140.26
TOTAL OTHER FINANCING SOURCES (USES)						429,140.26
NET CHANGE IN FUND BALANCE						0.00
FUND BALANCE - BEGINNING						0.00
FUND BALANCE - BEGINNING, AS RESTATED						0.00
FUND BALANCE - ENDING						0.00
* GAAP FUND	0573				JUDICIAL FUND (0573)-SPECIAL	0.00
* GAAP FUND TY	02				SPECIAL REVENUE	0.00

14

UNAUDITED
 FOURTEENTH COURT OF APPEALS, HOUSTON (234)

(AGY)234 (ORG) (PRG) (NAC) (APP) (FND) (COB) (AOB) (GLA)
 (AGL) (GRT) (PRJ) (SS1) (SS2)

14TH COURT OF APPEALS DISTRICT (234)
 OPERATING STATEMENT - GOVERNMENTAL FUNDS
 REPORT PERIOD= ADJUSTMENT FY= 18

PERCENT OF YEAR ELAPSED: 100%

PROD SYSTEM
 PAGE 5

 GAAP FUND GROUP 01 GOVERNMENTAL
 GAAP FUND TYPE 11 CAPITAL ASSET BASIS CONVERSION ADJUSTMTS
 GAAP FUND 9998 GEN FIXED ASSETS ACCT GROUP

GAAP					CURRENT	
GAAP	GAAP GL ACCT GL	GAAP	COMPT	TITLE	YEAR	
CATEGORY	FUNC CLASS	ACCT SRC/OBJ	OBJ			

NET CHANGE IN FUND BALANCE					0.00
FUND BALANCE - BEGINNING					0.00
FUND BALANCE - BEGINNING, AS RESTATED					0.00
FUND BALANCE - ENDING					0.00
* GAAP FUND 9998				GEN FIXED ASSETS ACCT GROUP	0.00
* GAAP FUND TY 11				CAPITAL ASSET BASIS CONVERSION ADJUSTMTS	0.00

(AGY)234 (ORG) (PRG) (NAC) (APP) (FND) (COB) (AOB) (GLA)
 (AGL) (GRT) (PRJ) (SSL) (SS2)

14TH COURT OF APPEALS DISTRICT (234)
 OPERATING STATEMENT - GOVERNMENTAL FUNDS
 REPORT PERIOD= ADJUSTMENT FY= 18

PROD SYSTEM
 *****PAGE 6

PERCENT OF YEAR ELAPSED: 100%

GAAP FUND GROUP 01 GOVERNMENTAL
 GAAP FUND TYPE 12 LONG-TERM LIAB BASIS CONVERSION ADJUSTMT
 GAAP FUND 9997 LONG-TERM LIABILITIES BASIS CONVERSION

GAAP		GAAP		COMPT		TITLE	CURRENT
GAAP	GL	ACCT	GL	GAAP	COMPT		YEAR
CATEGORY	PUNC	CLASS	ACCT	SRC/OBJ	OBJ		

							0.00
NET CHANGE IN FUND BALANCE							0.00
FUND BALANCE - BEGINNING							0.00
FUND BALANCE - BEGINNING, AS RESTATED							0.00
FUND BALANCE - ENDING							0.00
* GAAP FUND	9997					LONG-TERM LIABILITIES BASIS CONVERSION	0.00
* GAAP FUND TY	12					LONG-TERM LIAB BASIS CONVERSION ADJUSTMT	0.00
* GAAP FD GRP	01					GOVERNMENTAL	47,047.87
* AGENCY	234						47,047.87

(AGY)234 (ORG) (PRG) (NAC) (APP) (FND) (COB) (AOB) (GLA)
 (AGL) (GRT) (PRJ) (SS1) (SS2)

14TH COURT OF APPEALS DISTRICT (234)
 STATEMENT OF NET POSITION - NET POSITION FORMAT

PERCENT OF YEAR ELAPSED: 100% REPORT PERIOD= ADJUSTMENT PY= 18 PROD SYSTEM
 *****PAGE 1

GAAP FUND GROUP 03 FIDUCIARY
 GAAP FUND TYPE 09 AGENCY FUNDS
 GAAP FUND 0807 CHILD SUPPORT EMPLOY DEDUCT- OFFSET ACCT

GL	GL	COMP	AGY	CURRENT	PRIOR
CAT	CLS	GL	GL	YEAR	YEAR
01	004	0045	CASH IN STATE TREASURY	771.04	771.04
	GL	CLS	004 CA CASH IN STATE TREASURY	771.04	771.04
*	GLA	CAT	01 CURRENT ASSETS	771.04	771.04
**	TOTAL ASSETS AND OTHER DEBITS			771.04	771.04
21	200	1009	VOUCHERS PAYABLE	.00	.00
	GL	CLS	200 CL ACCOUNTS PAYABLE	.00	.00
21	300	1149	FUNDS HELD FOR OTHERS	771.04-	771.04-
	GL	CLS	300 CL FUNDS HELD FOR OTHERS	771.04-	771.04-
*	GLA	CAT	21 CURRENT LIABILITIES	771.04-	771.04-
**	TOTAL LIABILITIES AND OTHER CREDITS			771.04-	771.04-
45	372	****	2400-POST CLS FIDUC NET POSITION	.00	.00
	GL	CLS	372 NET POSITION HELD IN TRUST-FIDUCIARY FDS	.00	.00
*	GLA	CAT	45 NET POSITION	.00	.00
51	620	9999	FFS SYSTEM CLEARING - GL LEVEL ONLY	.00	.00
	GL	CLS	620 FUND BALANCE - UNRESERVED/UNDESIGNATED	.00	.00
*	GLA	CAT	51 FUND BALANCE (DEFICITS)	.00	.00
**	NET POSITION WITH CURRENT CHANGES			.00	.00
**	TOTAL LIABILITIES, OTHER CR, DEF INFLOWS AND FD BAL/NET POSITION			771.04-	771.04-
*	GAAP	FUND	0807 CHILD SUPPORT EMPLOY DEDUCT- OFFSET ACCT	.00	.00

17

UNAUDITED
 FOURTEENTH COURT OF APPEALS, HOUSTON (234)

(AGY)234 (ORG) (PRG) (NAC) (APP) (FND) (COB) (AOB) (GLA)
 (AGL) (GRT) (PRJ) (SS1) (SS2)

14TH COURT OF APPEALS DISTRICT (234)
 STATEMENT OF NET POSITION - NET POSITION FORMAT

PERCENT OF YEAR ELAPSED: 100% REPORT PERIOD= ADJUSTMENT FY= 18 PROD SYSTEM
 *****PAGE 2

GAAP FUND GROUP 03 FIDUCIARY
 GAAP FUND TYPE 09 AGENCY FUNDS
 GAAP FUND 0900 DEPARTMENTAL SUSPENSE (0900) - AGENCY

GL	GL	COMP	AGY	CURRENT	PRIOR
CAT	CLS	GL	GL	YEAR	YEAR
01	004	0045	CASH IN STATE TREASURY	.00	.00
	GL	CLS	004 CA CASH IN STATE TREASURY	.00	.00
*	GLA	CAT	01 CURRENT ASSETS	.00	.00
**	TOTAL ASSETS AND OTHER DEBITS			.00	.00
21	200	1009	VOUCHERS PAYABLE	.00	.00
	GL	CLS	200 CL ACCOUNTS PAYABLE	.00	.00
21	300	1149	FUNDS HELD FOR OTHERS	.00	.00
	GL	CLS	300 CL FUNDS HELD FOR OTHERS	.00	.00
*	GLA	CAT	21 CURRENT LIABILITIES	.00	.00
**	TOTAL LIABILITIES AND OTHER CREDITS			.00	.00
45	372	****	2400-POST CLS FIDUC NET POSITION	.00	.00
	GL	CLS	372 NET POSITION HELD IN TRUST-FIDUCIARY FDS	.00	.00
*	GLA	CAT	45 NET POSITION	.00	.00
51	620	2240	FB-UNRESERVED-UNDESIGNATED-OTHER	.00	.00
		9999	FFS SYSTEM CLEARING - GL LEVEL ONLY	.00	.00
	GL	CLS	620 FUND BALANCE - UNRESERVED/UNDESIGNATED	.00	.00
*	GLA	CAT	51 FUND BALANCE (DEFICITS)	.00	.00
**	NET POSITION WITH CURRENT CHANGES			.00	.00
**	TOTAL LIABILITIES, OTHER CR, DEF INFLOWS AND FD BAL/NET POSITION			.00	.00
*	GAAP	FUND	0900 DEPARTMENTAL SUSPENSE (0900) - AGENCY	.00	.00

(AGY)234 (ORG) (PRG) (NAC) (APP) (FND) (COB) (AOB) (GLA)
 (AGL) (GRT) (PRJ) (SS1) (SS2)

14TH COURT OF APPEALS DISTRICT (234)
 STATEMENT OF NET POSITION - NET POSITION FORMAT
 REPORT PERIOD= ADJUSTMENT FY= 18

PERCENT OF YEAR ELAPSED: 100% PROD SYSTEM
 *****PAGE 3

GAAP FUND GROUP 03 FIDUCIARY
 GAAP FUND TYPE 09 AGENCY FUNDS
 GAAP FUND 0942 TEXAS AVER HOLD-TRNSMIT 401K(0942)AGENCY

GL CAT	GL CLS	COMP GL	TITLE	AGY GL	CURRENT YEAR	PRIOR YEAR
01	004	0045	CASH IN STATE TREASURY		.00	.00
		0047	SHARED CASH		.00	.00
	GL CLS	004	CA CASH IN STATE TREASURY		.00	.00
01	052	0231	ACCTS. RECEIVABLE - UNBILLED		.00	.00
	GL CLS	052	CA ACCOUNTS RECEIVABLES, NET		.00	.00
*	GLA CAT	01	CURRENT ASSETS		.00	.00
**	TOTAL ASSETS AND OTHER DEBITS				.00	.00
21	300	1140	FUNDS HELD FOR OTHERS		.00	.00
		1149	FUNDS HELD FOR OTHERS		.00	.00
	GL CLS	300	CL FUNDS HELD FOR OTHERS		.00	.00
*	GLA CAT	21	CURRENT LIABILITIES		.00	.00
**	TOTAL LIABILITIES AND OTHER CREDITS				.00	.00
45	372	****	2400-POST CLS FIDUC NET POSITION		.00	.00
	GL CLS	372	NET POSITION HELD IN TRUST-FIDUCIARY FDS		.00	.00
*	GLA CAT	45	NET POSITION		.00	.00
51	620	2240	FB-UNRESERVED-UNDESIGNATED-OTHER		.00	.00
		9999	FFS SYSTEM CLEARING - GL LEVEL ONLY		.00	.00
	GL CLS	620	FUND BALANCE - UNRESERVED/UNDESIGNATED		.00	.00
51	950	9989	HB 62 GENERAL LEDGER CLEARING		.00	.00
	GL CLS	950	SYSTEM ACCOUNTS		.00	.00
*	GLA CAT	51	FUND BALANCE (DEFICITS)		.00	.00

14TH COURT OF APPEALS DISTRICT (234)
 STATEMENT OF NET POSITION - NET POSITION FORMAT
 REPORT PERIOD= ADJUSTMENT FY= 18

PERCENT OF YEAR ELAPSED: 100% PROD SYSTEM
 *****PAGE 4

GAAP FUND GROUP 03 FIDUCIARY
 GAAP FUND TYPE 09 AGENCY FUNDS
 GAAP FUND 0942 TEXAS AVER HOLD-TRNSMIT 401K(0942) AGENCY

 GL GL COMP AGY CURRENT PRIOR
 CAT CLS GL TITLE GL YEAR YEAR

** NET POSITION WITH CURRENT CHANGES					.00	.00
** TOTAL LIABILITIES, OTHER CR, DEF INFLOWS AND FD BAL/NET POSITION					.00	.00
* GAAP FUND	0942 TEXAS AVER HOLD-TRNSMIT 401K(0942) AGENCY				.00	.00

UNAUDITED
 FOURTEENTH COURT OF APPEALS, HOUSTON (234)

(AGY)234 (ORG) (PRG) (NAC) (APP) (FND) (COB) (AOB) (GLA)
 (AGL) (GRT) (PRJ) (SSL) (SS2)

14TH COURT OF APPEALS DISTRICT (234)
 STATEMENT OF NET POSITION - NET POSITION FORMAT

PERCENT OF YEAR ELAPSED: 100% REPORT PERIOD= ADJUSTMENT FY= 18 PROD SYSTEM
 *****PAGE 5

GAAP FUND GROUP 03 FIDUCIARY
 GAAP FUND TYPE 09 AGENCY FUNDS
 GAAP FUND 0980 DIRECT DEPOSIT CORRECTION(0980)-AGENCY

GL CAT	GL CLS	COMP GL	TITLE	AGY GL	CURRENT YEAR	PRIOR YEAR
01	004	0045	CASH IN STATE TREASURY		.00	.00
	GL CLS	004	CA CASH IN STATE TREASURY		.00	.00
*	GLA CAT	01	CURRENT ASSETS		.00	.00
**	TOTAL ASSETS AND OTHER DEBITS				.00	.00
21	300	1149	FUNDS HELD FOR OTHERS		.00	.00
	GL CLS	300	CL FUNDS HELD FOR OTHERS		.00	.00
*	GLA CAT	21	CURRENT LIABILITIES		.00	.00
**	TOTAL LIABILITIES AND OTHER CREDITS				.00	.00
45	372	****	2400-POST CLS FIDUC NET POSITION		.00	.00
	GL CLS	372	NET POSITION HELD IN TRUST-FIDUCIARY FDS		.00	.00
*	GLA CAT	45	NET POSITION		.00	.00
51	620	2240	FB-UNRESERVED-UNDESIGNATED-OTHER		.00	.00
	GL CLS	620	FUND BALANCE - UNRESERVED/UNDESIGNATED		.00	.00
*	GLA CAT	51	FUND BALANCE (DEFICITS)		.00	.00
**	NET POSITION WITH CURRENT CHANGES				.00	.00
**	TOTAL LIABILITIES, OTHER CR, DEF INFLOWS AND FD BAL/NET POSITION				.00	.00
*	GAAP FUND	0980	DIRECT DEPOSIT CORRECTION(0980)-AGENCY		.00	.00
*	GAAP FUND TYPE	09	AGENCY FUNDS		.00	.00
*	GAAP FUND GROUP	03	FIDUCIARY		.00	.00
*	AGENCY	234			.00	.00

(AGY)234 (ORG) (PRG) (NAC) (APP) (FND) (COB) (AOB) (GLA)
 (AGL) (GRT) (PRJ) (SS1) (SS2)

14TH COURT OF APPEALS DISTRICT (234)
 STATEMENT OF NET POSITION - BALANCE SHEET FORMAT(GWFS)

PERCENT OF YEAR ELAPSED: 100% REPORT PERIOD= ADJUSTMENT FY= 18 PROD SYSTEM
 *****PAGE 1

GAAP FUND GROUP 01 GOVERNMENTAL
 GAAP FUND TYPE 01 GENERAL
 GAAP FUND 0001 GENERAL REVENUE (0001)-GENERAL

GL CT	GL CLS	B/C IND	COMP GL	TITLE	AGY GL	CURRENT YEAR	PRIOR YEAR
01	001	N	0010	CASH ON HAND		.00	.00
			N 0020	PETTY CASH ON HAND		.00	.00
GL	CLS		001	CA CASH ON HAND		.00	.00
01	002	N	0040	CASH IN BANK		.00	.00
			N 0042	PETTY CASH IN BANK		500.00	500.00
GL	CLS		002	CA CASH IN BANK		500.00	500.00
01	004	N	0045	CASH IN STATE TREASURY		88,660,907.81-	83,177,177.31-
			N 0047	SHARED CASH		2,760.00-	2,490.00-
			N 0048	LEGISLATIVE CASH		83,179,667.31	83,179,667.31
GL	CLS		004	CA CASH IN STATE TREASURY		5,484,000.50-	.00
01	020	N	9000	LEGISLATIVE APPROPRIATIONS		5,982,321.47	513,457.72
GL	CLS		020	CA LEGISLATIVE APPROPRIATIONS		5,982,321.47	513,457.72
01	065	N	0279	CA INTERFUND RECEIVABLE-NO POST DOC		.00	.00
GL	CLS		065	CA INTERFUND RECEIVABLE		.00	.00
01	072	N	0284	DUE FROM OTHER AGENCIES	20100010	.00	.00
GL	CLS		072	CA DUE FROM OTHER AGENCIES		.00	.00
01	080	N	0285	CONSUM. INVENTORIES (MAT. AND SUPPLI		5,608.39	7,891.47
GL	CLS		080	CA CONSUMABLE INVENTORIES		5,608.39	7,891.47
* GLA	CAT		01	CURRENT ASSETS		504,429.36	521,849.19
**				TOTAL ASSETS AND OTHER DEBITS		504,429.36	521,849.19
21	200	N	1009	VOUCHERS PAYABLE		.00	.00
			N 1010	ACCOUNTS PAYABLE		950.00	950.00

14TH COURT OF APPEALS DISTRICT (234)
 STATEMENT OF NET POSITION - BALANCE SHEET FORMAT(GWFS)

PERCENT OF YEAR ELAPSED: 100% REPORT PERIOD= ADJUSTMENT FY= 18 PROD SYSTEM
 *****PAGE 2

GAAP FUND GROUP 01 GOVERNMENTAL
 GAAP FUND TYPE 01 GENERAL
 GAAP FUND 0001 GENERAL REVENUE (0001)-GENERAL

GL	GL	B/C	COMP	AGY	CURRENT	PRIOR	
CT	CLS	IND	GL	GL	YEAR	YEAR	
	GL	CLS	200	CL	ACCOUNTS PAYABLE	950.00	950.00
21	203	N	1015		PAYROLL PAYABLE	459,831.49-	467,476.35-
	GL	CLS	203	CL	PAYROLL PAYABLE	459,831.49-	467,476.35-
21	204	N	1150		CL OTHER LIABILITIES	1,500.00	1,500.00
	GL	CLS	204		OTHER CURRENT LIABILITIES	1,500.00	1,500.00
21	205	N	1049		CL INTERFUND PAYABLE	.00	.00
	GL	CLS	205	CL	INTERFUND PAYABLE	.00	.00
21	211	N	1050		DUE TO OTHER AGENCIES	.00	.00
		N	1050	20100010	DUE TO OTHER AGENCIES	.00	.00
		N	1050	21200010	DUE TO OTHER AGENCIES	.00	.00
		N	1050	32001650	DUE TO OTHER AGENCIES	.00	.00
		N	1050	90251570	DUE TO OTHER AGENCIES	.00	.00
	GL	CLS	211	CL	DUE TO OTHER AGENCIES	.00	.00
21	300	N	1149		FUNDS HELD FOR OTHERS	.00	.00
	GL	CLS	300	CL	FUNDS HELD FOR OTHERS	.00	.00
	* GLA	CAT	21		CURRENT LIABILITIES	457,381.49-	465,026.35-
	**				TOTAL LIABILITIES AND OTHER CREDITS	457,381.49-	465,026.35-
51	360	N	2050		FD BAL-RESERVED FOR ENCUMBRANCES	.00	.00
	GL	CLS	360	FD	BAL RESERVED FOR ENCUMBRANCES	.00	.00
51	362	N	2075		FD BAL-RESERVED FOR CONSUM. INVENT.	.00	.00
	GL	CLS	362	FD	BAL RESERVED FOR INVENTORIES	.00	.00
51	364	N	2065		FD BAL-RESERVED FOR IMPREST ACCOUNTS	.00	.00
	GL	CLS	364	FD	BAL RESERVED FOR IMPREST ACCT.	.00	.00

23

UNAUDITED
 FOURTEENTH COURT OF APPEALS, HOUSTON (234)

14TH COURT OF APPEALS DISTRICT (234)
 STATEMENT OF NET POSITION - BALANCE SHEET FORMAT(GWFS)
 REPORT PERIOD= ADJUSTMENT FY= 18

PROD SYSTEM
 *****PAGE 3

PERCENT OF YEAR ELAPSED: 100%
 GAAP FUND GROUP 01 GOVERNMENTAL
 GAAP FUND TYPE 01 GENERAL
 GAAP FUND 0001 GENERAL REVENUE (0001)-GENERAL

GL CT	GL CLS	B/C IND	COMP GL	TITLE	AGY GL	CURRENT YEAR	PRIOR YEAR
51	510	N	2301	FD BAL-NONSPND FOR INVENTORY		5,608.39-	7,891.47-
		N	2302	FD BAL-NONSPND FOR PREPAID ITEMS		.00	.00
GL CLS	510			FD BAL-NONSPENDABLE		5,608.39-	7,891.47-
51	540	N	2320	FD BAL-ASSIGNED		.00	.00
GL CLS	540			FD BAL-ASSIGNED		.00	.00
51	550	N	****	2325-POST. CLS FFS FB UNASSIGNED		41,439.48-	48,931.37-
GL CLS	550			FD BAL-UNASSIGNED		41,439.48-	48,931.37-
51	620	N	2240	FB-UNRESERVED-UNDESIGNATED-OTHER		.00	.00
		N	9999	FFS SYSTEM CLEARING - GL LEVEL ONLY		.00	.00
GL CLS	620			FUND BALANCE - UNRESERVED/UNDESIGNATED		.00	.00
51	630	N	2055	FB - UNENCUM APPROP - SUBJECT TO LAP		.00	.00
		N	2060	FB-RES FOR UNENCUM APPR-FUTURE OPERA		.00	.00
GL CLS	630			OBSOLETE FB ACCTS UNDER GASB 34		.00	.00
51	800	N	9001	ENCUMBRANCES		.00	.00
		N	9003	ENCUMBRANCES (REPORTING AGENCIES)		.00	42,243.88
		N	9005	BUDGET RESERVATION FOR ENCUMBRANCES		.00	42,243.88-
GL CLS	800			BUDGETARY		.00	.00
51	950	N	9200	PAYROLL CLEARING		.00	.00
		N	9201	PAYROLL CLEARING OFFSET		.00	.00
		N	9202	PAYROLL SYSTEM CLEARING		.00	.00
GL CLS	950			SYSTEM ACCOUNTS		.00	.00
* GLA CAT	51			FUND BALANCE (DEFICITS)		47,047.87-	56,822.84-
** TOTAL FUND BALANCE/NET POSITION WITH CURRENT CHANGES						47,047.87-	56,822.84-
** TOTAL LIABILITIES, OTHER CR, DEF INFLOWS AND FD BAL/NET POSITION						504,429.36-	521,849.19-
* GAAP FUND	0001			GENERAL REVENUE (0001)-GENERAL		.00	.00

(AGY)234 (ORG) (PRG) (NAC) (APP) (FND) (COB) (AOB) (GLA)
 (AGL) (GRT) (SS1) (SS2)

14TH COURT OF APPEALS DISTRICT (234)
 STATEMENT OF NET POSITION -- BALANCE SHEET FORMAT(GWFS)

PERCENT OF YEAR ELAPSED: 100% REPORT PERIOD= ADJUSTMENT FY= 18 PROD SYSTEM
 *****PAGE 4

GAAP FUND GROUP 01 GOVERNMENTAL
 GAAP FUND TYPE 01 GENERAL
 GAAP FUND 0540 JUDICIAL-COURT PERSNL TRAIN FD

GL	GL	B/C	COMP	AGY	CURRENT	PRIOR
CT	CLS	IND	GL	GL	YEAR	YEAR
TITLE						
01	001	N	0010		.00	.00
	GL	CLS	001	CA CASH ON HAND	.00	.00
01	004	N	0045	CASH IN STATE TREASURY	667,749.35	636,444.85
		N	0047	SHARED CASH	667,749.35-	636,444.85-
	GL	CLS	004	CA CASH IN STATE TREASURY	.00	.00
01	072	N	0284	DUE FROM OTHER AGENCIES	21105400	.00
	GL	CLS	072	CA DUE FROM OTHER AGENCIES	.00	.00
	* GLA	CAT	01	CURRENT ASSETS	.00	.00
	**	TOTAL ASSETS AND OTHER DEBITS			.00	.00
21	200	N	1009	VOUCHERS PAYABLE	.00	.00
	GL	CLS	200	CL ACCOUNTS PAYABLE	.00	.00
21	300	N	1140	FUNDS HELD FOR OTHERS	.00	.00
		N	1149	FUNDS HELD FOR OTHERS	.00	.00
	GL	CLS	300	CL FUNDS HELD FOR OTHERS	.00	.00
	* GLA	CAT	21	CURRENT LIABILITIES	.00	.00
	**	TOTAL LIABILITIES AND OTHER CREDITS			.00	.00
51	520	N	2310	FD BAL-RESTRICTED	.00	.00
	GL	CLS	520	FD BAL-RESTRICTED	.00	.00
51	530	N	2315	FD BAL-COMMITTED	.00	.00
	GL	CLS	530	FD BAL-COMMITTED	.00	.00

UNAUDITED
 FOURTEENTH COURT OF APPEALS, HOUSTON (234)

14TH COURT OF APPEALS DISTRICT (234)
 STATEMENT OF NET POSITION - BALANCE SHEET FORMAT(GWFS)

PERCENT OF YEAR ELAPSED: 100% REPORT PERIOD= ADJUSTMENT FY= 18 PROD SYSTEM
 *****PAGE 5

GAAP FUND GROUP 01 GOVERNMENTAL
 GAAP FUND TYPE 01 GENERAL
 GAAP FUND 0540 JUDICIAL-COURT PERSNL TRAIN FD

GL	GL	B/C	COMP	AGY	CURRENT	PRIOR
CT	CLS	IND	GL	GL	YEAR	YEAR
51	550	N	****	2325-POST CLS FFS FB UNASSIGNED	.00	.00
	GL	CLS		550 FD BAL-UNASSIGNED	.00	.00
51	610	N	2150	FD BAL UNRES DESIG FOR OTHER	.00	.00
	GL	CLS		610 FD BAL - UNRES DESIG FOR OTHER	.00	.00
51	620	N	2240	FB-UNRESERVED-UNDESIGNATED-OTHER	.00	.00
	N	9999		FFS SYSTEM CLEARING - GL LEVEL ONLY	.00	.00
	GL	CLS		620 FUND BALANCE - UNRESERVED/UNDESIGNATED	.00	.00
	*	GLA	CAT	51 FUND BALANCE (DEFICITS)	.00	.00
	**	TOTAL FUND BALANCE/NET POSITION WITH CURRENT CHANGES			.00	.00
	**	TOTAL LIABILITIES, OTHER CR, DEF INFLOWS AND FD BAL/NET POSITION			.00	.00
	*	GAAP	FUND	0540 JUDICIAL-COURT PERSNL TRAIN FD	.00	.00
	*	GAAP	FUND TYPE	01 GENERAL	.00	.00

(AGY)234 (ORG) (PRG) (NAC) (APP) (FND) (COB) (AOB) (GLA)
 (AGL) (GRT) (PRJ) (SS1) (SS2)

14TH COURT OF APPEALS DISTRICT (234)
 STATEMENT OF NET POSITION - BALANCE SHEET FORMAT (GWFS)

PERCENT OF YEAR ELAPSED: 100% REPORT PERIOD= ADJUSTMENT FY= 18 PROD SYSTEM
 *****PAGE 6

GAAP FUND GROUP 01 GOVERNMENTAL
 GAAP FUND TYPE 02 SPECIAL REVENUE
 GAAP FUND 0573 JUDICIAL FUND (0573)-SPECIAL

GL	GL	B/C	COMP	AGY	CURRENT	PRIOR
CT	CLS	IND	GL	GL	YEAR	YEAR
01	001	N	0010	CASH ON HAND	.00	.00
	GL	CLS	001	CA CASH ON HAND	.00	.00
01	004	N	0045	CASH IN STATE TREASURY	3,511,642.99-	3,136,089.68-
		N	0047	SHARED CASH	3,511,642.99	3,136,089.68
	GL	CLS	004	CA CASH IN STATE TREASURY	.00	.00
01	072	N	0284	DUE FROM OTHER AGENCIES	24105730	.00
	GL	CLS	072	CA DUE FROM OTHER AGENCIES	.00	.00
	* GLA	CAT	01	CURRENT ASSETS	.00	.00
	**	TOTAL	ASSETS	AND OTHER DEBITS	.00	.00
21	200	N	1009	VOUCHERS PAYABLE	.00	.00
	GL	CLS	200	CL ACCOUNTS PAYABLE	.00	.00
21	205	N	1049	CL INTERFUND PAYABLE	.00	.00
	GL	CLS	205	CL INTERFUND PAYABLE	.00	.00
21	211	N	1050	DUE TO OTHER AGENCIES	.00	.00
		N	1050	DUE TO OTHER AGENCIES	24105730	.00
		N	1050	DUE TO OTHER AGENCIES	90205730	.00
		N	1050	DUE TO OTHER AGENCIES	90257300	.00
	GL	CLS	211	CL DUE TO OTHER AGENCIES	.00	.00
21	300	N	1140	FUNDS HELD FOR OTHERS	.00	.00
		N	1149	FUNDS HELD FOR OTHERS	.00	.00
	GL	CLS	300	CL FUNDS HELD FOR OTHERS	.00	.00
	* GLA	CAT	21	CURRENT LIABILITIES	.00	.00

27

UNAUDITED
 FOURTEENTH COURT OF APPEALS, HOUSTON (234)

14TH COURT OF APPEALS DISTRICT (234)
 STATEMENT OF NET POSITION - BALANCE SHEET FORMAT(GWFS)

PERCENT OF YEAR ELAPSED: 100% REPORT PERIOD= ADJUSTMENT FY= 18 PROD SYSTEM
 *****PAGE 7

GAAP FUND GROUP 01 GOVERNMENTAL
 GAAP FUND TYPE 02 SPECIAL REVENUE
 GAAP FUND 0573 JUDICIAL FUND (0573)-SPECIAL

GL	GL	B/C	COMP	AGY	CURRENT	PRIOR
CT	CLS	IND	GL	GL	YEAR	YEAR
TITLE						
** TOTAL LIABILITIES AND OTHER CREDITS					.00	.00
51	520	N	****	2310-POST CLS FFS FB RESTRICTED	.00	.00
	GL	CLS	520	FD BAL-RESTRICTED	.00	.00
51	530	N		2315 FD BAL-COMMITTED	.00	.00
	GL	CLS	530	FD BAL-COMMITTED	.00	.00
51	550	N		2325 FD BAL-UNASSIGNED	.00	.00
	GL	CLS	550	FD BAL-UNASSIGNED	.00	.00
51	610	N		2150 FD BAL UNRES DESIG FOR OTHER	.00	.00
	GL	CLS	610	FD BAL - UNRES DESIG FOR OTHER	.00	.00
51	620	N		2240 FB-UNRESERVED-UNDESIGNATED-OTHER	.00	.00
	N	9999		FFS SYSTEM CLEARING - GL LEVEL ONLY	.00	.00
	GL	CLS	620	FUND BALANCE - UNRESERVED/UNDESIGNATED	.00	.00
*	GLA	CAT	51	FUND BALANCE (DEFICITS)	.00	.00
** TOTAL FUND BALANCE/NET POSITION WITH CURRENT CHANGES					.00	.00
** TOTAL LIABILITIES, OTHER CR, DEF INFLOWS AND FD BAL/NET POSITION					.00	.00
*	GAAP	FUND	0573	JUDICIAL FUND (0573)-SPECIAL	.00	.00
*	GAAP	FUND	TYPE	02 SPECIAL REVENUE	.00	.00

(AGY)234 (ORG) (PRG) (NAC) (APP) (FND) (COB) (AOB) (GLA)
 (AGL) (GRT) (PRJ) (SS1) (SS2)

14TH COURT OF APPEALS DISTRICT (234)
 STATEMENT OF NET POSITION - BALANCE SHEET FORMAT (GWFS)
 REPORT PERIOD= ADJUSTMENT FY= 18

PERCENT OF YEAR ELAPSED: 100% PROD SYSTEM
 *****PAGE 8

GAAP FUND GROUP 01 GOVERNMENTAL
 GAAP FUND TYPE 11 CAPITAL ASSET BASIS CONVERSION ADJUSTMNTS
 GAAP FUND 9998 GEN FIXED ASSETS ACCT GROUP

GL	GL	B/C	COMP	TITLE	AGY GL	CURRENT YEAR	PRIOR YEAR
CT	CLS	IND	GL				
01	111	N	0385	OTHER ASSETS		.00	.00
	GL	CLS	111	OTHER CURRENT ASSETS		.00	.00
*	GLA	CAT	01	CURRENT ASSETS		.00	.00
06	150	Y	0655	BC VEHICLES, BOATS AND AIRCRAFT		.00	.00
	GL	CLS	150	VEHICLES, BOATS AND AIRCRAFT, NET		.00	.00
06	151	N	0345	FURNITURE/EQUIPMENT		.00	.00
	Y	0645	BC FURNITURE/EQUIPMENT		16,075.01	16,075.01	
	Y	0650	BC ACCUM DEPR-FURN & EQUIP		16,075.01-	16,075.01-	
	GL	CLS	151	FURNITURE AND EQUIPMENT, NET		.00	.00
06	158	N	0360	LIBRARY BOOKS-NON DEPRECIABLE		.00	.00
	N	0382	OTHER CAPITAL ASSETS-NON DEPRECIABLE		.00	.00	
	N	0383	OTHER CAPITAL ASSETS-DEPRECIABLE		.00	.00	
	Y	0682	BC OTHER CAPITAL ASSETS-NON DEPRECIA		.00	.00	
	Y	0683	BC OTHER CAPITAL ASSETS-DEPRECIABLE		.00	.00	
	Y	0684	BC ACCUM DEPR-OTHER CAPITAL ASSETS		.00	.00	
	GL	CLS	158	OTHER CAPITAL ASSETS, NET		.00	.00
*	GLA	CAT	06	NON-CURRENT ASSETS		.00	.00
**	TOTAL	ASSETS	AND	OTHER DEBITS		.00	.00
45	410	Y	****	3505-POST CLS BC CAP ASSETS/DEBT		.00	.00
	GL	CLS	410	INVESTED IN CAP ASSETS,NET RELATED DEBT		.00	.00
45	430	Y	9992	BC SYSTEM CLEARING		.00	.00
	GL	CLS	430	UNRESTRICTED NET POSITION		.00	.00
*	GLA	CAT	45	NET POSITION		.00	.00

14TH COURT OF APPEALS DISTRICT (234)
 STATEMENT OF NET POSITION - BALANCE SHEET FORMAT (GWFS)
 REPORT PERIOD= ADJUSTMENT FY= 18

PERCENT OF YEAR ELAPSED: 100% PROD SYSTEM
 *****PAGE 9

GAAP FUND GROUP 01 GOVERNMENTAL
 GAAP FUND TYPE 11 CAPITAL ASSET BASIS CONVERSION ADJUSTMTS
 GAAP FUND 9998 GEN FIXED ASSETS ACCT GROUP

GL	GL	B/C	COMP	AGY	CURRENT	PRIOR
CT	CLS	IND	GL	GL	YEAR	YEAR
51	620	N	9999		.00	.00
	GL CLS		620	FFS SYSTEM CLEARING - GL LEVEL ONLY		
					.00	.00
				GL CLS 620 FUND BALANCE - UNRESERVED/UNDESIGNATED		
51	630	N	2030		.00	.00
	GL CLS		630	INVESTMENT IN GENERAL FIXED ASSETS		
					.00	.00
				GL CLS 630 OBSOLETE FB ACCTS UNDER GASB 34		
*	GLA	CAT	51	FUND BALANCE (DEFICITS)	.00	.00
**	TOTAL FUND BALANCE/NET POSITION WITH CURRENT CHANGES				.00	.00
**	TOTAL LIABILITIES, OTHER CR, DEF INFLOWS AND FD BAL/NET POSITION				.00	.00
*	GAAP	FUND	9998	GEN FIXED ASSETS ACCT GROUP	.00	.00
*	GAAP	FUND TYPE	11	CAPITAL ASSET BASIS CONVERSION ADJUSTMTS	.00	.00

UNAUDITED
 FOURTEENTH COURT OF APPEALS, HOUSTON (234)

(AGY)234 (ORG) (PRG) (NAC) (APP) (FND) (COB) (AOB) (GLA)
 (AGL) (GRT) (PRJ) (SS1) (SS2)

14TH COURT OF APPEALS DISTRICT (234)
 STATEMENT OF NET POSITION - BALANCE SHEET FORMAT (GWFS)
 REPORT PERIOD= ADJUSTMENT FY= 18

PROD SYSTEM
 PAGE 10

PERCENT OF YEAR ELAPSED: 100%

GAAP FUND GROUP 01 GOVERNMENTAL
 GAAP FUND TYPE 12 LONG-TERM LIAB BASIS CONVERSION ADJUSTMT
 GAAP FUND 9997 LONG-TERM LIABILITIES BASIS CONVERSION

GL	GL	B/C	COMP	AGY	CURRENT	PRIOR
CT	CLS	IND	GL	TITLE	YEAR	YEAR
06	150	Y	0655	BC VEHICLES, BOATS AND AIRCRAFT	.00	.00
	GL	CLS	150	VEHICLES, BOATS AND AIRCRAFT, NET	.00	.00
*	GLA	CAT	06	NON-CURRENT ASSETS	.00	.00
11	190	N	0410	AMTS TO BE PROVI FY-OTHER OBLIGATION	.00	.00
	GL	CLS	190	RETIREMNT OF OTHR GENERAL LONG-TERM DEBT	.00	.00
*	GLA	CAT	11	OTHER DEBITS	.00	.00
**	TOTAL	ASSETS	AND	OTHER DEBITS	.00	.00
21	230	N	1025	CL EMPLOYEE'S COMPENSABLE LEAVE	.00	.00
	Y	1525	BC	CL EMPLOYEE'S COMPENSABLE LEAVE	173,168.70-	161,316.33-
	GL	CLS	230	CL EMPLOYEE'S COMPENSABLE LEAVE	173,168.70-	161,316.33-
*	GLA	CAT	21	CURRENT LIABILITIES	173,168.70-	161,316.33-
26	301	Y	1700	BC NC EMPLOYEE'S COMPENSABLE LEAVE	137,792.58-	96,053.09-
	GL	CLS	301	NC EMPLOYEE'S COMPENSABLE LEAVE	137,792.58-	96,053.09-
*	GLA	CAT	26	NON-CURRENT LIABILITIES	137,792.58-	96,053.09-
**	TOTAL	LIABILITIES	AND	OTHER CREDITS	310,961.28-	257,369.42-
45	430	Y	****	3950-POST CLS BC UNRE NET POSITION	310,961.28	257,369.42
	Y	9992	BC	SYSTEM CLEARING	.00	.00
	GL	CLS	430	UNRESTRICTED NET POSITION	310,961.28	257,369.42
*	GLA	CAT	45	NET POSITION	310,961.28	257,369.42
51	620	N	9999	FFS SYSTEM CLEARING - GL LEVEL ONLY	.00	.00

14TH COURT OF APPEALS DISTRICT (234)
 STATEMENT OF NET POSITION - BALANCE SHEET FORMAT(GWFS)

PERCENT OF YEAR ELAPSED: 100% REPORT PERIOD= ADJUSTMENT FY= 18 PROD SYSTEM
 *****PAGE 11

GAAP FUND GROUP 01 GOVERNMENTAL
 GAAP FUND TYPE 12 LONG-TERM LIAB BASIS CONVERSION ADJUSTMT
 GAAP FUND 9997 LONG-TERM LIABILITIES BASIS CONVERSION

 GL GL B/C COMP AGY CURRENT PRIOR
 CT CLS IND GL TITLE GL YEAR YEAR

GL CLS	620	FUND BALANCE - UNRESERVED/UNDESIGNATED		.00	.00
* GLA CAT	51	FUND BALANCE (DEFICITS)		.00	.00
** TOTAL FUND BALANCE/NET POSITION WITH CURRENT CHANGES				310,961.28	257,369.42
** TOTAL LIABILITIES, OTHER CR, DEF INFLOWS AND FD BAL/NET POSITION				.00	.00
* GAAP FUND	9997	LONG-TERM LIABILITIES BASIS CONVERSION		.00	.00
* GAAP FUND TYPE	12	LONG-TERM LIAB BASIS CONVERSION ADJUSTMT		.00	.00
* GAAP FUND GROUP	01	GOVERNMENTAL		.00	.00
* AGENCY	234			.00	.00

UNAUDITED
FOURTEENTH COURT OF APPEALS, HOUSTON (234)

Note 2: Capital Assets

A summary of the changes in Capital Assets for the year ended August 31, 2018, for the Fourteenth Court of Appeals, is presented below:

Primary Government

	Balance					Balance
	09/01/17	Adjustments	Reclassifications	Additions	Deletions	08/31/18
GOVERNMENTAL ACTIVITIES						
Non-Depreciable Assets						
Land and Land Improvements						
Infrastructure						
Construction in Progress						
Other Assets						
Total Non-Depreciable Assets						
Depreciable Assets						
Buildings and Building Improvements						
Infrastructure						
Facilities & Other Improvements						
Furniture and Equipment	16,075.01					16,075.01
Vehicle, Boats & Aircraft						
Other Assets						
Total Depreciable Assets at Historical Costs	16,075.01					16,075.01
Less Accumulated Depreciation for:						
Buildings and Improvements						
Infrastructure						
Facilities & Other Improvements						
Furniture and Equipment	(16,075.01)					(16,075.01)
Vehicles, Boats & Aircraft						
Other Capital Assets						
Total Accumulated Depreciation	(16,075.01)					(16,075.01)
Depreciable Assets, Net						
Total Activities Capital Assets, Net	-0-					-0-

UNAUDITED
FOURTEENTH COURT OF APPEALS, HOUSTON (234)

Note 3: Deposits, Investments, & Repurchase Agreements

The Fourteenth Court of Appeals is authorized by statute to make investments following the “prudent person rule.” There were no significant violations of legal provisions during the period.

Deposits of Cash in Bank

- A. The carrying amount of \$500.00 for Cash in Bank (including restricted assets and discretely presented component units) is presented below.
- B. The bank balance of The Fourteenth Court of Appeals has been classified according to the following risk categories.
 - 1. Category 1 – Insured or collateralized with securities held by the governmental entity or by its agent in the name of the governmental entity.
 - 2. Category 2 – Collateralized with securities held by the pledging financial institution’s trust department or agent in the governmental entity’s name.
 - 3. Category 3 – Uncollateralized (which would include any deposits collateralized with securities held by the pledging financial institutions, or by its trust department or agent but not in the governmental entity’s name).

Category 1	Category 2	Category 3	Carrying Amount
\$ 500.00			\$ 500.00

UNAUDITED
FOURTEENTH COURT OF APPEALS, HOUSTON (234)

Note 5: Summary of Long Term Liabilities

Changes in Long-Term Liabilities

During the year ended August 31, 2018, for the Fourteenth Court of Appeals, the following changes occurred in liabilities.

Governmental Activities	Balance 09-1-17	Additions	Reductions	Balance 08-31-18	Amounts Due Within One Year
Claims and Judgments					
Capital Lease Obligations					
Compensable Leave	257,369.42	253,704.38	(200,112.52)	310,961.28	\$ 173,168.70
Total Governmental Activities	\$ 257,369.42	\$ 253,704.38	\$ (200,112.52)	\$ 310,961.28	\$ 173,168.70

Employees' Compensable Leave

A state employee is entitled to be paid for all unused vacation time accrued, in the event of the employee's resignation, dismissal, or separation from State employment, provided the employee has had continuous employment with the State for six months. Expenditures for accumulated annual leave balances are recognized in the period paid or taken in governmental fund types. For these fund types, the liability for unpaid benefits is recorded in the Statement of Net Assets. An expense and liability for proprietary fund types are recorded in the proprietary funds as the benefits accrued to employees. No liability is recorded for non-vesting accumulating rights to receive sick pay benefits.

