

P4050.3  
H629  
1999/2000A

# STATE OF TEXAS



Texas State Capitol - Austin, Texas

## FISCAL YEAR 2000 ANNUAL HISTORICALLY UNDERUTILIZED BUSINESS (HUB) REPORT

REFERENCE

Government Publications  
Texas State Documents  
APR 2001  
Depository  
Dallas Public Library





## TABLE OF CONTENTS

<b>EXECUTIVE MANAGEMENT LETTER</b>		<b>1</b>
	Executive Director Cover Letter with Attachments (A1 – A5)	
<b>DOCUMENTATION TO COMPILE THE STATEWIDE HUB REPORT</b>		<b>9</b>
<b>SECTION I</b>	<b>STATEWIDE TOTALS</b>	<b>19</b>
<b>SECTION II</b>	<b>STATEWIDE ANALYSIS OF AWARDS</b>	
	(A) Statewide Analysis of Total Awards	21
	(B) Statewide Analysis of Awards by Certified HUBs	21
	(C) Statewide Analysis of Awards by Certified HUBs by Procurement Category	22
<b>SECTION III</b>	<b>EXECUTIVE SUMMARY</b>	
	(A) Ten (10) Largest Spending Agencies by Total Expenditures	26
	(B) Ten (10) Agencies Spending More than \$5 Million with <u>Largest Percentage</u> Spent with Adjusted HUBs	27
	(C) Ten (10) Agencies Spending More than \$5 Million with <u>Smallest Percentage</u> Spent with Adjusted HUBs	28
	(D) Sixteen (16) Agencies with \$0 Expenditures with Adjusted HUBs	29
<b>SECTION IV</b>	<b>ANALYSIS OF AWARDS</b>	
	(A) Procurement Categories and Included Expenditure Object Codes for the FY '00 Annual HUB Report	31
	(B) By Six Categories by Object Code	36
	(C) By Object Code	39
<b>SECTION V</b>	<b>GROUP PURCHASING</b>	<b>46</b>
<b>SECTION VI</b>	<b>PURCHASES AWARDED AND MANAGED BY GSC</b>	
	(A) Central Procurement Services	49
	(B) Design and Construction	50
<b>SECTION VII</b>	<b>AGENCIES' EXPENDITURE SUMMARY DATA</b>	
	(A) List by Agency Name	52
	(B) List by Agency Number	53
	(C) Summary Data Pages (218 reporting agencies)	54
<b>SECTION VIII</b>	<b>SUPPLEMENTAL REPORTS</b>	
	(A) Supplemental Summary Letters	
	(B) Number of HUBs Participating in State Bond Issuances	
	(C) Number of HUB Bids/Proposals Received	
	(D) Number of Contract Awarded to HUBs	
<b>SECTION IX</b>	<b>GRADUATION OF HISTORICALLY UNDERUTILIZED BUSINESSES</b>	
	(A) Graduated HUB Vendors from 10/04/95 to 04/10/2000	
	(B) Revenue Report for Graduated Vendors by Agency	
<b>ATTACHMENT 1</b>	<b>STATE DEPOSITORY LIBRARIES LISTING</b>	
<b>ATTACHMENT 2</b>	<b>HUB REPORTING PROCEDURES</b>	

X4937837 5

AFD 5249





## **EXECUTIVE MANAGEMENT LETTER**





## General Services Commission

1711 San Jacinto - P.O. Box 13047

Austin, Texas 78711-3047

Web Site: [www.gsc.state.tx.us](http://www.gsc.state.tx.us)

(512) 463-3035

**CHAIRMAN**  
Gene Shull  
**COMMISSIONERS**  
Tomas Cardenas, Jr., P.E.  
Jim Cox  
Dionicio Vidal Flores, P.E.  
Fred N. Moses  
Barbara Rusling  
**EXECUTIVE DIRECTOR**  
Jim Muse

October 15, 2000

The Honorable George W. Bush  
Governor of Texas  
P.O. Box 12428  
Austin, TX 78711

Dear Governor Bush:

The General Services Commission (GSC) is tasked with compiling and analyzing reports on the State's expenditures with Historically Underutilized Businesses. This report is to be sent to Texas' governmental leaders in accordance with Texas Government Code § 2161.121(e).

The GSC reports all expenditures including treasury, non-treasury, subcontracting, term contract and group purchasing data. The Comptroller of Public Accounts submits treasury data to GSC and each agency and institution of higher education submits all other data. Sixty-three (63) agencies/universities reported non-treasury data and fifty-three (53) agencies/universities submitted HUB subcontracting data. GSC cannot confirm non-treasury, subcontracting, term contract and group purchasing data submitted by state agencies and universities, since each agency is responsible for their own data tracking systems.

State agencies and institutions of higher education receive credit for awards made to all HUBs actively certified by the GSC during the annual reporting period (September 1, 1999 – August 31, 2000). The format for the FY 2000 Annual HUB Report reflects the six (6)-adjusted procurement HUB goals approved by the GSC.

Attachment A-1, Executive Management Summary, highlights a statewide comparison between the FY 1999 and FY 2000, of the consolidated expenditures and the overall HUB utilization in the six procurement categories.

Attachments A-2 and A-3 are bar graphs identifying the detail of annual total expenditures. This highlights both the direct and indirect HUB expenditures (HUB subcontracting) in relation to non-HUB expenditures for the FY 1999 and FY 2000 Annual HUB reporting periods.

Attachments A-4 identifies expenditures, and A-5 identifies percentages by ethnic categories in calendar years 1992 and 1993 and then in fiscal years 1994 through 2000.

Section VII of this report identifies the number of HUBs Participating in State Bond Issuances, HUBs Submitting Bids and/or Proposals and Contracts Awarded to HUBs. This report is also available at [http://www.gsc.state.tx.us/hubbid/hub\\_report/fy0/suprpt.html](http://www.gsc.state.tx.us/hubbid/hub_report/fy0/suprpt.html)

Sixty-two (62) agencies/universities submitted an optional Supplemental Summary Letter, which provides additional clarification on how these agencies made good faith efforts to assist HUBs. Agency supplemental letters are in Section VII (A) of the report and are available at [http://www.gsc.state.tx.us/hubbid/hub\\_report/fy0/supsum.html](http://www.gsc.state.tx.us/hubbid/hub_report/fy0/supsum.html).

This fiscal year we are reporting the number of contracts awarded to HUBs and the graduation rates for HUBs that exceed size standards. These reports are summarized in sections VIII and IX.

If you have any questions or need additional information, please contact me at 463-9999 or the HUB Reporting Coordinator, Angie Brown at 463-8055.

Sincerely,

  
Jim Muse  
Executive Director

JM:ab

Attachments: A-1, Executive Management Summary – Procurement Goals and Performances  
A-2, FY 1999 Annual HUB Report Total Expenditures Charts  
A-3, FY 2000 Annual HUB Report Total Expenditures Charts  
A-4, FY 1992- FY'2000 HUB Report Expenditures by HUB Category  
A-5, FY 1992- FY'2000 HUB Report Percentages by HUB Category

cc: The Honorable Rick Perry, Lieutenant Governor  
The Honorable James E. "Pete" Laney, Speaker of the House of Representatives  
Members of the Texas Senate  
Members of the Texas House of Representatives  
The GSC Commissioners



UNDERUTILIZED BUSINESS  
(HUB) REPORTEXECUTIVE  
MANAGEMENT  
SUMMARYFY '99 AND FY '00  
ANNUALPROCUREMENT  
UTILIZATION GOALS AND  
PROCUREMENT  
CATEGORIESADJUSTED  
(UNDERUTILIZED) AND  
OTHER (OVERUTILIZED)  
HUB GROUPS

## FY '99 &amp; FY '00

STATEWIDE ANNUAL HUB  
REPORT COMPARISON >>>CONSOLIDATED TOTAL  
EXPENDITURES BY  
PROCUREMENT CATEGORY

## I. HUB GOALS AND GROUP UTILIZATION

Procurement Category	HUB Goal	Adjusted HUB Goal	Other HUB Goal
Heavy Construction	11.9%	6.6% (BL, HI, AS, AI)	5.3% (WO)
Building Construction	26.1%	25.1% (BL, HI, WO)	1.0% (AS, AI)
Special Trade	57.2%	47.0% (BL, HI)	10.2% (AS, AI, WO)
Professional Services	20.0%	18.1% (BL, HI, WO)	1.9% (AS, AI)
Other Services	33.0%	33.0% (BL, HI, AS, AI, WO)	N/A
Commodity Purchasing	12.6%	11.5% (BL, HI, WO)	1.1% (AS, AI)

## HUB Groups are identified as follows:

AS	=	Asian Pacific American;
BL	=	Black American;
HI	=	Hispanic American;
AI	=	American Indian;
WO	=	American Woman (all women excluding AI, AS, BL, and HI women)

## II. STATEWIDE- ANNUAL FISCAL YEAR 1999 CONSOLIDATED TOTAL EXPENDITURES

Category	HUB Goal	Total Expenditures	Total HUB Utilization	Adjusted HUB Utilization	Adjusted HUB Goal	Total Other HUB Utilization	Other HUB Goal
Procurement	11.90%	\$2,520,242,603	\$295,116,701 (11.70%)	\$137,796,713 (5.46%)	6.6%	\$157,319,988 (6.24%)	5.3%
Heavy Construction	11.90%	\$2,520,242,603	\$295,116,701 (11.70%)	\$137,796,713 (5.46%)	6.6%	\$157,319,988 (6.24%)	5.3%
Building Construction	26.10%	\$ 501,462,180	\$ 55,085,979 (10.98%)	\$ 47,542,644 (9.48%)	25.1%	\$ 7,543,335 (1.50%)	1.0%
Special Trade	57.20%	\$ 232,135,223	\$ 45,343,005 (19.44%)	\$ 25,512,077 (10.90%)	47.0%	\$ 19,830,928 (8.54%)	10.2%
Professional Services	20.00%	\$ 258,833,896	\$ 41,061,372 (15.81%)	\$ 27,825,940 (10.70%)	18.1%	\$ 13,235,432 (5.11%)	1.9%
Other Services	33.00%	\$1,436,044,621	\$185,999,962 (12.90%)	\$185,999,962 (12.90%)	33.0%	N/A	NA
Commodity Purchasing	12.60%	\$1,989,530,884	\$277,827,418 (13.94%)	\$199,428,454 (10.00%)	11.5%	\$ 78,398,964 (3.94%)	1.1%

NOTE: The adjusted HUB goals identify the expenditures to the HUB groups who have been "underutilized" as defined by the Texas Disparity Study. State agencies are required to meet or exceed the adjusted "underutilized" HUB goals as part of its good faith efforts in accordance with the HUB rules. The total utilization includes direct payments to HUBs and indirect payments to HUBs through subcontracting.

## III. STATEWIDE - ANNUAL FISCAL YEAR 2000 CONSOLIDATED TOTAL EXPENDITURES

Category	HUB Goal	Total Expenditures	Total HUB Utilization	Adjusted HUB Utilization	Adjusted HUB Goal	Total Other HUB Utilization	Other HUB Goal
Procurement	11.90%	\$2,989,436,169	\$393,430,407 (13.15%)	\$199,257,491 (6.66%)	6.6%	\$194,172,916 (6.49%)	5.3%
Heavy Construction	11.90%	\$2,989,436,169	\$393,430,407 (13.15%)	\$199,257,491 (6.66%)	6.6%	\$194,172,916 (6.49%)	5.3%
Building Construction	26.10%	\$ 684,389,515	\$ 77,510,275 (11.28%)	\$ 70,114,585 (10.20%)	25.1%	\$ 7,395,690 (1.08%)	1.0%
Special Trade	57.20%	\$ 237,081,827	\$ 44,231,821 (18.65%)	\$ 22,690,833 (9.57%)	47.0%	\$ 21,540,988 (9.08%)	10.2%
Professional Services	20.00%	\$ 294,337,584	\$ 51,112,754 (17.29%)	\$ 36,410,240 (12.30%)	18.1%	\$ 14,702,514 (4.99%)	1.9%
Other Services	33.00%	\$1,461,992,664	\$187,241,559 (12.80%)	\$187,241,559 (12.80%)	33.0%	N/A	NA
Commodity Purchasing	12.60%	\$2,160,545,096	\$288,861,785 (13.27%)	\$218,080,859 (10.00%)	11.5%	\$ 70,780,926 (3.27%)	1.1%

NOTE: The adjusted HUB goals identify the expenditures to the HUB groups who have been "underutilized" as defined by the Texas Disparity Study. State agencies are required to meet or exceed the adjusted "underutilized" HUB goals as part of its good faith efforts in accordance with the HUB rules. The total utilization includes direct payments to HUBs and indirect payments to HUBs through subcontracting.

## IV. STATEWIDE - ANNUAL FISCAL YEARS 1999 AND 2000 PERCENTAGE COMPARISON

Annual HUB Report	Total Expenditures	Total HUB Expenditures	Adjusted (Underutilized) HUB Expenditures	Other (Overutilized) HUB Expenditures
FY '99	\$6,938,239,407	\$ 900,434,429 (12.98%)	\$624,105,786 (8.99%)	\$276,328,643 (3.98%)
FY '00	\$7,827,782,855	\$1,042,388,589 (13.32%)	\$733,795,561 (9.37%)	\$308,593,028 (3.94%)

## V. STATEWIDE - ANNUAL FISCAL YEARS 1999 AND 2000 ANALYSIS OF AWARDS

Annual HUB Report	Number of Certified HUBs	Number of HUBs Receiving Awards	Percent (%) of HUBs Receiving Awards
FY 99	7,246	3,511	48%
FY '00	7,076	3,448	49%

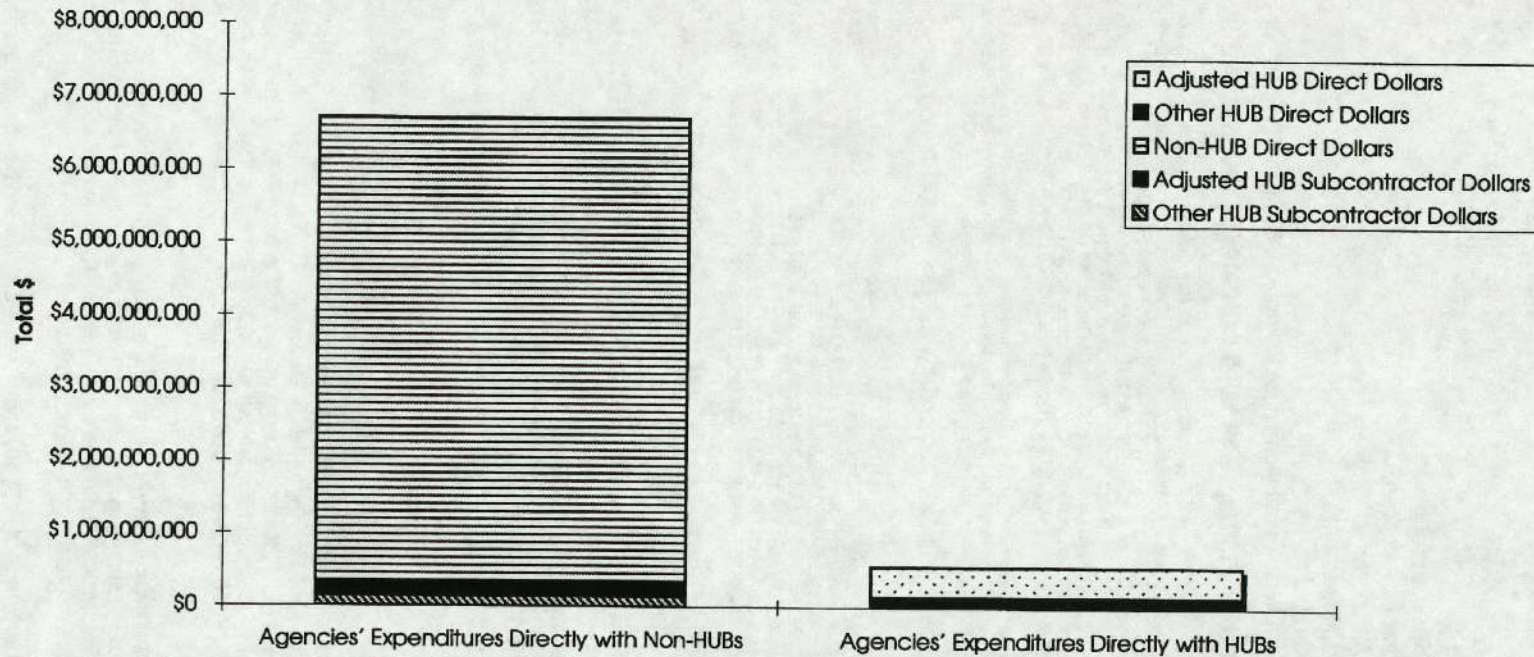
NOTE: The State no longer has an overall HUB goal. For comparison purposes only, the General Services Commission (GSC) conducted an analysis of the FY '99 and the FY '00 Annual HUB Reports. The total dollars spent by the State of Texas were compared with the total dollars and percentages awarded to HUBs. The State's overall HUB expenditure percentage for the Annual FY '99 reporting period was 12.98 percent. The State's overall total HUB expenditure percentage for the Annual FY '00 reporting period is 13.32 percent. The Annual FY '99 and FY '00 comparison is shown in Section IV above.

The adjusted HUB goals-identify the expenditures of the HUB groups who have been underutilized in accordance with the Texas Disparity Study. State agencies are required to meet or exceed the adjusted HUB goals as part of its good faith and outreach efforts in accordance with the HUB Rules. The total HUB utilization includes direct payments to HUBs and indirect payments to HUBs through subcontracting.

Statistical Sources: All dollars in Section II, III, and IV above are rounded based upon Section I of the HUB Report. Section V above is based upon Section II of the HUB report.



**Fiscal Year 1999 (FY '99) Annual HUB Report Total Expenditures: \$6,938,239,407**

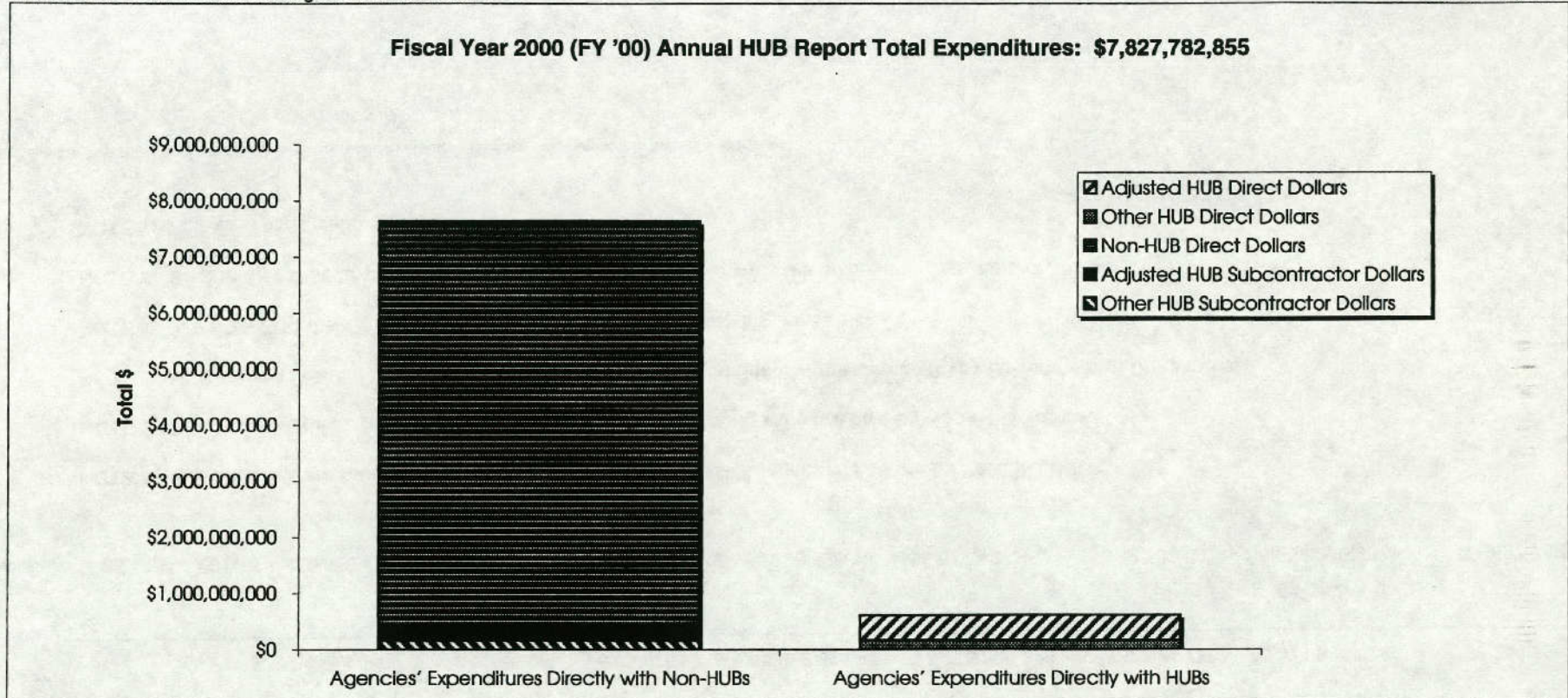


Dollars are rounded based on Section I of HUB Report

**FY '99 Annual Detail of Total Expenditures**

<b>Agencies' Expenditures Directly with Non-HUBs:</b>	<b>\$6,374,980,824</b>	<b>91.88%</b>	<b>Agencies' Expenditures Directly with HUBs:</b>	<b>\$563,268,575</b>	<b>8.12%</b>
Non-HUB Expenditures w/ Adjusted HUB Subcontractors (Indirect):	\$201,316,626		Agencies' Expenditures w/ Adjusted HUBs:	\$422,789,160	
Non-HUB Expenditures w/ Other HUB Subcontractors (Indirect):	\$135,849,228		Agencies' Expenditures w/ Other HUBs:	\$140,479,415	
<b>Total HUB Subcontractor (Indirect) Expenditures:</b>	<b>\$337,165,854</b>	<b>4.86%</b>			
<b>FY '99 Annual Total HUB (Indirect + Direct) Expenditures:</b>			<b>\$900,434,429</b>	<b>12.98%</b>	





Dollars are rounded based on Section I of HUB Report

**FY '00 Annual Detail of Total Expenditures**

<b>Agencies' Expenditures Directly with Non-HUBs:</b>	<b>\$7,214,536,046</b>	<b>92.17%</b>	<b>Agencies' Expenditures Directly with HUBs:</b>	<b>\$613,246,799</b>	<b>7.83%</b>
Non-HUB Expenditures w/ Adjusted HUB Subcontractors (Indirect):	\$276,899,107		Agencies' Expenditures w/ Adjusted HUBs:	\$456,896,454	
Non-HUB Expenditures w/ Other HUB Subcontractors (Indirect):	\$152,242,683		Agencies' Expenditures w/ Other HUBs:	\$156,350,345	
<b>Total HUB Subcontractor (Indirect) Expenditures:</b>	<b>\$429,141,790</b>	<b>5.48%</b>			
<b>FY '00 Annual Total HUB (Indirect + Direct) Expenditures:</b>	<b>\$1,042,388,589</b>	<b>13.32%</b>			



**HUB REPORT EXPENDITURES BY HUB CATEGORIES  
BY THE GENERAL SERVICES COMMISSION  
1992-2000**

	<b>CY 1992</b>	<b>CY 1993</b>	<b>FY 1994</b>	<b>FY 1995</b>	<b>FY 1996</b>	<b>FY 1997</b>	<b>FY 1998</b>	<b>FY 1999</b>	<b>FY 2000</b>
<b>AP</b>	\$10,721,811	\$48,840,924	\$53,547,733	\$78,675,574	\$97,649,770	\$96,385,872	\$109,559,045	\$115,337,580	\$122,735,170
<b>BL</b>	\$2,067,404	\$30,255,793	\$46,301,270	\$69,886,935	\$67,818,519	\$63,299,992	\$71,277,138	\$82,427,217	\$86,752,446
<b>HI</b>	\$7,586,180	\$113,349,517	\$162,823,491	\$313,854,216	\$283,362,805	\$232,046,236	\$227,852,608	\$256,372,833	\$330,232,273
<b>AI</b>	\$3,279,864	\$23,921,930	\$35,922,736	\$36,324,253	\$13,966,582	\$9,517,714	\$12,730,821	\$14,497,473	\$10,682,440
<b>WO</b>	\$46,200,568	\$154,374,015	\$293,916,876	\$390,133,296	\$473,047,173	\$383,147,976	\$411,021,258	\$431,799,337	\$491,986,276
<b>Total Purchased with HUBs</b>	\$69,855,827	\$370,742,179	\$592,512,106	\$888,874,274	\$935,844,849	\$784,397,790	\$832,440,870	\$900,434,440	\$1,042,388,605
<b>Non-HUB Awards</b>		\$4,234,974,460	\$4,613,385,060	\$5,088,755,748	\$5,319,815,936	\$5,236,880,326	\$5,767,924,776	\$6,374,980,824	\$7,214,536,046
<b>Total Purchases</b>	\$3,216,942,191	\$4,452,956,416	\$4,984,687,193	\$5,593,531,745	\$5,798,328,187	\$5,677,427,983	\$6,282,562,561	\$6,938,249,407	\$7,827,782,855

**NOTE 1: Expenditures are rounded based on HUB Report Section II (Analysis of Awards by Certified HUBs).**

**NOTE 2: Total Expenditures from HUBs includes HUB Subcontracting were are paid by Non-HUB Primes.**

**NOTE 3: HUB Report Data for Calendar Year (CY) 90 & 91 was maintained by the former Texas Department of Commerce.**

**NOTE 4: In FY '96 GSC the results of the Texas Disparity Study were implemented.**

**NOTE 5: Beginning FY '98 Copies of HUB Reports were provided to state agencies on a cost recovery basis.**

**NOTE 6: Full-level certification was implemented.**

**Legend: AS=Asian Pacific; BL=Black; HI=Hispanic; AI=American Indian; WO=Woman Owned; M= Male; F= Female**

**HUB REPORT PERCENTAGES BY HUB CATEGORIES  
BY THE GENERAL SERVICES COMMISSION  
1992-2000**

	<b>CY 1992</b>	<b>CY 1993</b>	<b>FY 1994</b>	<b>FY 1995</b>	<b>FY 1996</b>	<b>FY 1997</b>	<b>FY 1998</b>	<b>FY 1999</b>	<b>FY 2000</b>
<b>AP</b>	0.33%	1.10%	1.07%	1.41%	1.68%	1.70%	1.74%	1.66%	1.57%
<b>BL</b>	0.06%	0.68%	0.93%	1.25%	1.17%	1.11%	1.13%	1.19%	1.11%
<b>HI</b>	0.24%	2.55%	3.27%	5.61%	4.89%	4.09%	3.63%	3.70%	4.22%
<b>AI</b>	0.10%	0.54%	0.72%	0.65%	0.24%	0.17%	0.20%	0.21%	0.14%
<b>WO</b>	1.44%	3.47%	5.90%	6.97%	8.16%	6.75%	6.54%	6.22%	6.29%
<b>Percentage Purchased From HUBs</b>	2.17%	8.33%	11.89%	15.89%	16.14%	13.82%	13.25%	12.98%	13.32%
<b>Non-HUB Awards</b>	97.83%	95.10%	92.55%	90.98%	91.75%	92.24%	91.81%	91.88%	92.17%
<b>Total Percentage</b>	100.00%	100.00%	100.00%	100.00%	100.00%	100.00%	100.00%	100.00%	100.00%

**NOTE 1: Percentages are rounded based on HUB Report Section II (Analysis of Awards by Certified HUBs).**

**NOTE 2: Total Percentages purchased from HUBs includes HUB Subcontracting which were paid by Non-HUB Primes.**

**NOTE 3: HUB Report Data for Calendar Years 90 & 91 was maintained by the former Texas Department of Commerce.**

**NOTE 4: In FY '96 GSC the results of the Texas Disparity Study were implemented.**


**NOTE 5: Beginning FY '98 Copies of HUB Reports were provided to state agencies on a cost recovery basis.**

**NOTE 6: Full-level certification was implemented.**

October 15, 2000



**DOCUMENTATION TO COMPILE THE STATEWIDE HUB REPORT**



**GENERAL SERVICES COMMISSION  
FISCAL YEAR 2000 (FY '00) HUB REPORT**

**DOCUMENTATION TO COMPILE THE STATEWIDE HUB REPORT**

**Reporting Period for Annual Report: 12 months FY '00**  
**HUB Report Data Submittal Deadline: 09/15/2000**

**Submit Data Paid During This Date Range: 09/01/1999 – 08/31/2000**  
**HUB Report Available: 10/16/2000**

**Accessing the FY '00 Annual HUB REPORT:**

- ◆ The GSC distributes a courtesy copy of the HUB Report to the Governor, Lieutenant Governor and the Speaker of the House. The GSC will provide copies of the HUB Report to agencies and institutions of higher education that place an advance order. A HUB Report order form with a purchase order number must be completed and submitted to the GSC HUB Reporting Coordinator by March 15th for the Annual Report or by September 15th for the Annual HUB Report. The HUB report's fee is on a cost recovery basis and its estimated cost is \$45.73 per copy and postage is set at \$2.70 per HUB report for agencies outside the Austin area. To order the FY '00 Annual HUB Report in advance, please see the HUB Report order form in the HUB Reporting Procedures, **Attachment 2** of the HUB Report or you may call (512) 463-8055 to request an order form. The order form is also available on the Internet at the following address:  
[http://www.gsc.state.tx.us/hubbid/hub\\_report/fy0/hubpro.html#hub\\_forms](http://www.gsc.state.tx.us/hubbid/hub_report/fy0/hubpro.html#hub_forms)
- ◆ The FY '00 Annual HUB Report will be available through the following options on October 16, 2000:
  - Internet via [http://www.gsc.state.tx.us/hubbid/hub\\_report/fy0/index.html](http://www.gsc.state.tx.us/hubbid/hub_report/fy0/index.html);
  - Texas State Depository Libraries; please refer to **Attachment I** of the HUB Report for a complete listing of the depository libraries throughout Texas.

**Data Included in HUB Report:**

Please refer to the HUB Reporting Procedures (**Attachment 2 of the HUB Report**) for the required format to submit expenditure data.

- ◆ **Expenditure Codes** - Only records with allowed expenditure object codes are processed for a list of Procurement Categories to be used for compiling the FY '00 Annual HUB Report which identifies the included object codes. Object code 7391 the only exception, and may be used by agency 303.
- ◆ **Treasury** - The total expenditure data reported includes Treasury funds. These are funds maintained in the State Treasury, paid through, and reported by the Comptroller's Office to GSC for each state agency or institution of higher education.
- ◆ **Non-Treasury** - The total expenditure data reported may include Non-Treasury funds that are not maintained in the State Treasury (i.e. local funds). These are funds deposited and maintained in a local bank. Payments made with Non-Treasury funds are compiled and reported by the contracting state agency or institution of higher education to GSC.
- ◆ **Sub-Contractor** - The data reported is based on payments made to GSC certified HUBs by a Non-HUB Prime Contractor, vendor or supplier under contract with a state agency or institution of higher education and is compiled and reported to GSC by the contracting state agency or institution. The object code reported for a HUB Subcontractor payment should be based on the same object code used to pay the Non-HUB Prime Contractor. Therefore, when an agency is reporting HUB Subcontractor data, the agency must report the HUB Subcontractor payment by using the same object code used to pay the Non-HUB Prime Contractor. This is because the Non-HUB Prime Contractor pays the HUB Subcontractor from the payments received from the agency and GSC uses the total paid within an object code to identify the prime dollars spent to derive a percentage for HUB subcontracting. As a rule, the total paid to the HUB Subcontractor should not exceed the total paid to the Non-HUB Prime Contractor. If the object code total for the HUB Subcontractor amount reported is greater than the grand total for the same object code paid to Non-HUB Prime Contractors, the HUB subcontracting records will be considered inaccurate and will be rejected and will not be included in the HUB Report.

## REPORTING OF PROCUREMENT CARD HUB PURCHASES:

- ◆ **Procurement Card Purchases** - The Procurement Card is a payment method and is not to be used to circumvent any statutory or regulatory purchasing requirements, (e.g., use of CMBL for obtaining 3 bids with a minimum of 2 bids from HUBs, and QISV purchasing procedures, etc.). Procurement Card purchases made with Treasury funds are identified through PCC H (not PCC A), and the Bank of America (BOA) VID number. These payments made to BOA VID numbers with Treasury funds will be reported to GSC by the Comptroller's Office for each agency and institution of higher education. If the VID is identified as a payment to BOA, it will remain in each agency's and institution of higher education's total expenditure base.

State agencies and institutions of higher education using **Non-Treasury** funds are **required** to submit the detail summary records of the total payments made to the procurement card vendor (BOA) during the Annual and Annual HUB reporting periods. These direct payments to BOA using **Non-Treasury** funds must be reported to GSC in the ASCII format prescribed by GSC using an "N" as the type of record identifier.

State agencies or institutions of higher education may **choose** to track and report HUB expenditures when using the Procurement Card as a method of payment to offset or improve their overall HUB expenditures. Agencies and institutions of higher education that track this data must report it to the GSC. Please refer to the HUB Reporting Procedures on the internet at: [http://www.gsc.state.tx.us/hubbid/hub\\_report/fy0/hubpro.html#procurement card](http://www.gsc.state.tx.us/hubbid/hub_report/fy0/hubpro.html#procurement%20card) or see refer to **Attachment 2** of the HUB Report for the required ASCII format and additional reporting information.

**Note:** If your agency is using BOA's Smart Data System, please contact Toinette Holmes by email at [Toinette.A.Holmes@bankofamerica.com](mailto:Toinette.A.Holmes@bankofamerica.com) to set up the modified custom Procurement Card HUB Report and a copy of the HUB Reporting instructions. Toinette Holmes can be reached at (512) 397-2277.

- ◆ **DIR Data** - Reported by the Comptroller's Office on behalf of the Department of Information Resources (DIR) for each state agency or institution of higher education that participates in DIR's cooperative contracts program, including purchases made for agencies using Non-Treasury funds. An agency reporting Non-Treasury funds should not report DIR purchases. The Comptroller's Office pulls the purchasing agency's number from the "comp/agy obj" field and replaces DIR's agency number, 313, for all purchases made in the cooperative contracts program and reports it to GSC with Treasury data. If you have questions about your agency's DIR detail records, please call Bill Peek at (512) 463-3253.
- ◆ **TPFA Data** - Reported by the Comptroller's Office on behalf of Texas Public Finance Authority (TPFA) for each state agency or institution of higher education, which finance large purchases through TPFA. TPFA enters in USAS the purchasing agency's number in the "comp/agy obj" field. The Comptroller's Office pulls the purchasing agency's number from the "comp/agy obj" field and replaces TPFA's agency number (347) for all master lease purchases made out of Fund 735, Appropriation 05755 by the Texas Public Finance Authority and reports it to GSC with the Treasury data.
- ◆ **Interagency Payments** - Interagency Payments are excluded if the agency's Comptroller assigned identification number, NOT the agency's federal identification number, is used for payment. Agencies and institutions of higher education are encouraged not to use the federal identification number when making interagency payments if you want the payment to be excluded. The HUB Reporting programs do not make a distinction between a federal identification number of an agency or institution of higher education and a vendor under contract with the State. For interagency payments to be excluded from the HUB Report, the Comptroller assigned identification number, which is a 9-digit base number for all state agencies/institutions, must be used. This number is pre-fixed with a three (3) and includes the agency's 3-digit agency code repeated three times. For example, GSC's Comptroller assigned identification number is 3-303303303-7. The last digit is a check digit (mod ten calculation assigned by the computer). Please call the Comptroller's Payee Section at (512) 463-3660 for check digit information. Payments to Texas Industries for the Blind and Handicapped (TIBH), using the following vendor identification number 17419760511, are excluded.



◆ **Term Contract** - If the payment is identified as a Term Contract, it is excluded from each agency's total expenditure base and shown as a separate line item. In accordance with Legislation, Term Contracts will be subtracted from each agency's base total and will be shown under GSC's Central Procurement Services. Term Contracts are identified through the Purchase Category Codes (PCC). The vendor number (VID) is also verified as a Term Contract vendor. Listed below are the PCCs used to identify a Term Contract:

- ◆ **A** - Purchase of items from GSC Term Contracts using the GSC automated purchasing system (Automated purchase orders). See GSC Rule 1TAC 113.10 - GSC Term Contract Purchase.
- ◆ **B** - A purchase of a pre-scheduled bid opening date, allowing the GSC to confirm orders for goods (i.e., calendars, dairy, bread, fertilizer, etc.). See GSC Rule 1TAC 113.10 GSC Term Contract Purchase.
- ◆ **C** - Purchases from GSC Non-Automated Term Contracts using hard copy requisition/purchase order forms rather than the automated purchasing system (PCC "A"), i.e. custom blank forms, custom printing on envelopes, paper, etc. See GSC Rule 1TAC 113.10 GSC Term Contract Purchase.
- ◆ **J** - Purchases of books and other library materials on contracts (Term Contract - Commodity Class 715). See GSC Rule 1TAC 113.10 - GSC Contract Purchase.

**The programs identify HUBs as follows:**

- **HUB Credit** - If a payment made to an 11-digit VID is identified as a GSC certified HUB, it is added to the total expenditure base and to the HUB total.
  - ❑ All records with approved code 'A', regardless of expiration dates;
  - ❑ All records with the status code of "D, G, I, M, O, V, X" and the date off is within the fiscal year reporting period (i.e. 9/1 - 8/31 of the current fiscal year), then the agencies receive HUB credit for the entire fiscal year.
- **No HUB Credit** - If a payment made to an 11-digit VID is not identified as a GSC certified HUB, then the amount is added to the total expenditure base only.
  - ❑ All records with status code 'R' or 'N';
  - ❑ All records with the status code of "D, G, I, M, O, V, X" and the date off is outside the fiscal year reporting period (i.e. 9/1 - 8/31 of the previous fiscal year) then the agencies receive no HUB credit for the entire fiscal year.

**Eleven status codes, which indicate active and inactive files, are below:**

➤ A - Active	➤ I - Inactive TxDOT	➤ R - Rejected
➤ D - Decertified TxDOT	➤ M - Mail Returned	➤ V - Vendor Requested Removal
➤ P - Pending	➤ N - Not HUB	➤ X - Audit Removal
➤ G - Graduated	➤ O - Old/Outdated	

Should you have questions related to the HUB Directory, HUB Certification and Compliance, Centralized Master's Bidder's List (CMBL) or Bid Tabulation, Economic Opportunity Forum (EOF) schedules, and the HUB Report or HUB Reporting Procedures, please contact the corresponding numbers below:

<b>Business Services - HUB Program</b>	(512) 463-3419	<b>Business Services/ Bid Services</b>	(512) 463-3416 (888) 472-0500
Paul Gibson, Assistant Program Director	(512) 305-9071	Arlene Youngblood Program Manager	(512) 463-3414
<b>HUB Certification &amp; Compliance Toll Free in State of TX</b>	(512) 463-5872 (888) 863-5881	Katherine Ashby Supervisor Bid Tabulation	(512) 463-8592
Jennifer Flores, EOF Coordinator Angie B. Brown, HUB Reporting Coordinator	(512) 463-6958 (512) 463-8055	Margaret Longest, Supervisor CMBL	(512) 463-2378

Documentation to compile the Statewide HUB Report is as follows:

**SECTION I: STATEWIDE TOTALS**

**STATEWIDE TOTALS**

The report in this section shows the State of Texas' consolidated total for each procurement category of all state agencies within Section VII (Agency Expenditure Summary Data) of the HUB Report. It shows the detail summary line totals for each procurement category. Below is a description of the columns of this report:

1. **STATE OF TEXAS UNADJUSTED HUB GOAL - The statewide unadjusted HUB goal is shown for each procurement category. The goals are below:**

<u>Procurement Category</u>	<u>Unadjusted HUB Goal</u>	<u>Adjusted HUB Goal</u>	<u>Other HUB Goal</u>	<u>HUB Descriptions</u>
Heavy Construction:	11.9%	6.6% (BL, HI, AS, AI)	5.3% (WO)	AI - American Indian
Building Construction:	26.1%	25.1% (BL, HI, WO)	1.0% (AS, AI)	AS - Asian Pacific American
Special Trade:	57.2%	47.0% (BL, HI)	10.2% (AS, AI, WO)	BL - Black American
Professional Services:	20.0%	18.1% (BL, HI, WO)	1.9% (AS, AI)	HI - Hispanic American
Other Services:	33.0%	33.0% (BL, HI, AS, AI, WO)	N/A	WO - Woman (all women other than
Commodity Purchasing:	12.6%	11.5% (BL, HI, WO)	1.1% (AS, AI)	AI, AS, BL, and HI women)

For more details on HUB Goals (adjusted & unadjusted), please refer to the Texas Disparity Study administered by the Comptroller's Office and conducted by National Economic Research Associates, Inc. (NERA), GSC HUB Rules and the GSC Chairman's Letter dated September 13, 1995, regarding: "Implementation of New HUB Rules, 1TAC 111.11-111.24".

- 2. **FUND TYPE COLUMN-** (All dollars are rounded). The following codes are shown depending on the data reported, for example:  
**T = Treasury Funds** - Funds maintained in the state treasury and paid through and reported by the Comptroller's office for each state agency or university;  
**N = Non-Treasury Funds** - Funds paid and reported by the state agency or university which are not treasury funds;  
**S = Subcontractor Funds & Procurement Card HUB Purchases** - Payments made to HUBs certified by GSC by a Non-HUB Prime Contractor or supplier under contract with a state agency or institution of higher education and reported by the contracting agency or institution of higher education. This row may also include purchases made directly from HUBs using the procurement card as the method of payment if the participating agency or institution of higher education is tracking and reporting these expenditures for the purpose of receiving HUB credit.  
**TC = Term Contracts** - Payments made from Treasury and Non-Treasury funds to term contract vendors (automated, non-automated, schedules and library and other reference material on 715 contract, identified as PCC A, B, C and J). In accordance with legislation, Term Contracts will be subtracted from each agency's base total and will be shown under GSC's Term Contracts. (See Section VI of this report - PURCHASES AWARDED AND MANAGED BY GSC);  
**C = Consolidated Funds** - (Sum of T + N - TC). Each of these funds reported will be shown on a separate line and there will only be a consolidated line if there was more than one fund reported.
- 3. **TOTAL EXPENDITURES COLUMN** - Total Expenditures (HUBs and Non-HUBs) paid with allowable object codes for the reporting period (September 1, 1999 through August 31, 2000). (Dollars are rounded).
- 4. **TOTAL SPENT WITH NON-HUBs AMOUNT (PERCENT) COLUMN-** Total dollar amount and percentage paid to Non-HUBs during the reporting period (September 1, 1999 through August 31,2000). (Dollars are rounded).
- 5. **TOTAL SPENT WITH ADJUSTED HUBs AMOUNT (PERCENT) COLUMN** - Total dollar amount and percentage paid to HUBs certified by GSC within the adjusted HUB goal column of the HUB report as compared to the Total Expenditures column. This column includes one or more of the five-ethnic/gender HUB

categories for each of the six procurement categories as outlined in Appendix H and TABLE 3.12 of the Texas Disparity Study. (Refer to definition and description of Unadjusted HUB Goals in number 1 above). (Dollars are rounded).

6. **TOTAL SPENT WITH OTHER HUBs AMOUNT (PERCENT) COLUMN** - Total dollar amount and percentage paid to HUBs certified by GSC within the other HUB goal column of the HUB Report as compared to the Total Expenditures column. This column includes one or more of the five-ethnic/gender HUB categories for each of the six procurement categories as outlined in Appendix H and TABLE 3.12 of the Texas Disparity Study. (Refer to definition and description of Unadjusted HUB Goals above). (Dollars are rounded).
7. **ADJUSTED HUB GOAL AMOUNT (PERCENT)** - Identifies the sub total dollar amount and percentage paid to adjusted HUBs certified by GSC in each of the six procurement categories as compared to Total Expenditures. The sub totals in the "Adjusted HUB Goal" column, if added, equal the "Total Spent with Adjusted HUBs" column. (See description in number one and number five above). (Dollars are rounded).
8. **OTHER HUB GOAL AMOUNT (PERCENT)** - Identifies the sub total dollar amount and percentage paid to other HUBs certified by GSC in each of the six procurement categories as compared to Total Expenditures. The sub totals in the "Other HUB Goal" column, if added, equal the "Total Spent with Other HUBs" column. (See description in number one and number six above). (Dollars are rounded).

#### **GRAND TOTAL CONSOLIDATED REPORT FOR THE STATE OF TEXAS**

The report in this section shows the State of Texas' consolidated grand total for all procurement categories of all state agencies within Section VII (Agency Expenditure Summary Data) of the HUB Report. It shows the consolidated totals for each procurement category and a grand total. Below is a description of this new report, which has four columns:

1. **Six Procurement Categories** - Identifies the six procurement categories:
  - Heavy Construction
  - Building Construction
  - Special Trade
  - Professional Services
  - Other Services
  - Commodity Purchasing
2. **Total Expenditure** - Identifies the total expenditure in each procurement category and gives a grand total.
3. **Total Spent with Adjusted HUBs/percentage** - Identifies the total spent with Adjusted HUBs in each procurement category and gives a grand total.
4. **Total Spent with Other HUBs/percentage** - Identifies the total spent with Other HUBs in each procurement category and gives a grand total.
5. **Total Spent with HUBs/percentage** - Identifies the overall total spent with Adjusted and Other HUBs in each procurement category and gives an overall grand total.

**Note:** The Grand Total Consolidated Report for the State of Texas and for each state agency and institution of higher education is available on the Internet and can be found at the following Internet address: [http://www.gsc.state.tx.us/hub\\_report/fy0/cons.html](http://www.gsc.state.tx.us/hub_report/fy0/cons.html),

## SECTION II: STATEWIDE ANALYSIS OF AWARDS

### STATEWIDE ANALYSIS OF TOTAL AWARDS

The first analysis of Section II shows an analysis of all businesses (Non-HUBs and HUBs) receiving awards.

1. **TOTAL NUMBER RECEIVING AWARDS** - This column gives the total number of all businesses (HUBs + Non-HUBs) receiving at least one award. It is possible for a business to have received multiple awards; however, each VID was counted only once. The total is a conservative number and may not reflect the actual count because some payment transactions were submitted with invalid VID numbers and could not be accurately counted or verified.
2. **TOTAL DOLLARS** - This column gives the total consolidated expenditures (HUBs + Non-HUBs). Dollars are rounded.
3. **NON-HUBs RECEIVING AWARDS AND PERCENTAGE** - This column gives the total number and percentage of Non-HUBs which received at least one award. It is possible for a Non-HUB to have received multiple awards, however, each Non-HUB VID number was only counted once. The percentage is compared to the "Total Number Receiving Awards". The total number may not reflect the actual count because some payment transactions were submitted with invalid VID numbers and could not be accurately counted or verified.
4. **NON-HUB DOLLARS AND PERCENTAGE** - This column gives the total dollar amount and percentage awarded to Non-HUBs. The percentage is compared to the "Total Dollars" column. (Dollars are rounded).
5. **HUBs RECEIVING AWARDS AND PERCENTAGE** - This column gives the total number and percentage of HUBs, which received at least one award. It is possible for a HUB to have received multiple awards; however, each HUB VID number was only counted once. The percentage is compared to the "Total Number Receiving Awards". (Dollars are rounded).
6. **HUB DOLLARS AND PERCENTAGE** - This column gives the total dollar amount and percentage awarded to HUBs. The percentage is compared to the "Total Number Receiving Awards". (Dollars are rounded).

### STATEWIDE ANALYSIS OF AWARDS BY CERTIFIED HUBs

The second analysis of Section II shows an analysis of the HUBs certified by GSC and an analysis of the statewide awards made to each of the five GSC certified HUB groups:

1. **CERTIFIED HUB GROUP** - The five GSC certified HUB groups are listed here.
2. **NUMBER OF HUBs AND PERCENTAGE** - This column gives the number of GSC certified HUBs for each of the five certified HUB groups. The percentage is compared to the total of all GSC certified HUBs.
3. **NUMBER OF MALES AND PERCENTAGE** - This column gives the number of GSC certified males for each of the four ethnic certified HUB groups. The percentage is compared to the total of all males in the four ethnic certified HUB groups.
4. **NUMBER OF FEMALES AND PERCENTAGE** - This column gives the number and percentage of GSC certified females for each of the five certified HUB groups. The percentage is compared to the total of all females. Ethnic minority women are certified under the applicable ethnic category. The women category includes only women that are not Native American, Asian, Black or Hispanic. The percentage is compared to the total of all females in the five certified HUB groups.
5. **TOTAL NUMBER AND PERCENTAGE OF HUBs RECEIVING AWARDS** - This column gives the total number and percentage of HUBs that received at least one award for each of the five certified HUB groups. It is possible for a HUB to have received multiple awards; however, each HUB VID number was only counted once. The percentage is compared to the "Total Number and Percent of HUBs Receiving Awards" column.
6. **TOTAL DOLLAR AMOUNT AND PERCENTAGE AWARDED TO HUBs** - This column gives the total dollar amount and percentage awarded to each of the five GSC certified HUB groups. The percentage is compared to the "Total Dollar Amount and Percent Awarded to HUBs". (Dollars are rounded).

## **STATEWIDE ANALYSIS OF AWARDS BY CERTIFIED HUBs BY PROCUREMENT CATEGORY**

The third analysis of Section II shows an analysis of the HUBs certified by GSC and for each of the six procurement categories. Each procurement category is programmed independently to identify the total number of different HUBs, which received awards for each of the six procurement categories. It is possible for a HUB to have received multiple awards within a specific procurement category. In this scenario, the HUB VID number was only counted once in that procurement category. It is also possible for a HUB to have received an award in more than one procurement category. In this scenario, the HUB VID number was counted once in each procurement category where an award was made. The percentage is compared to the "Total Number of HUBs and Percentage Receiving Awards".

**Note:** The Statewide Analysis of Awards by Certified HUBs By Procurement Category for the State of Texas and for each state agency and institution of higher education is available on the Internet and can be found at the following Internet address <http://www.gsc.state.tx.us/procinfo.html>

### **SECTION III: EXECUTIVE SUMMARY**

This section shows the HUB Report data analyzed in four ways:

- A. **SELECTION CRITERIA FOR THE TEN LARGEST SPENDING AGENCIES BY TOTAL EXPENDITURES:** The consolidated fund for the TOTAL EXPENDITURES column within each procurement category is used to compute an overall total expenditure base for each agency. The top ten largest spending agencies and institutions of higher education have been identified within this summary. (Dollars are rounded).
- B. **SELECTION CRITERIA FOR THE TEN AGENCIES SPENDING MORE THAN \$5 MILLION WITH LARGEST PERCENTAGE SPENT WITH ADJUSTED HUBs:** The consolidated fund for the TOTAL EXPENDITURES column within each procurement category is used to compute an overall total expenditure base for each agency and institutions of higher education. The agencies and institutions that have spent more than \$5 million in total expenditures and have spent the greatest percentage of dollars with HUBs from the Adjusted HUB group for each category has been identified within this summary. (Dollars are rounded).
- C. **SELECTION CRITERIA FOR THE TEN AGENCIES SPENDING MORE THAN \$5 MILLION WITH SMALLEST PERCENTAGE SPENT WITH ADJUSTED HUBs:** The consolidated fund for the TOTAL EXPENDITURES column within each procurement category is used to compute an overall total expenditure base for each agency and institutions of higher education. The agencies and institutions who have spent more than \$5 million in total expenditures and have spent the smallest percentage of dollars with HUBs from the Adjusted HUB group for each category have been identified within this summary. (Dollars are rounded).
- D. **SELECTION CRITERIA FOR THE AGENCIES WITH \$0 EXPENDITURES WITH ADJUSTED HUBs:** The agencies that have reported expenditures and have spent \$0 with GSC certified Adjusted HUBs have been identified in this summary. (Dollars are rounded).

### **SECTION IV: ANALYSIS OF AWARDS**

This section shows an analysis of the statewide awards in two ways:

- A. **Procurement Categories and Included Expenditure Object Codes for the FY '00 Annual HUB Report:** This section shows the reportable or included expenditure object codes for each of the six procurement categories.
- B. **ANALYSIS OF AWARDS BY SIX CATEGORIES BY OBJECT CODE:** This section shows the statewide total spent and the statewide total spent with HUBs in each object code for each of the six procurement categories. The total expenditures and percentages are shown for each object code. (Dollars are rounded).
- C. **ANALYSIS OF AWARDS BY OBJECT CODE:** This section also shows the statewide total spent and the statewide total spent with HUBs in each object code number. Four-digit object code number and description list all object codes included in this report in ascending numerical order. (Dollars are rounded).

### **SECTION V: GROUP PURCHASING**

This section shows a summary of the state agencies and institutions of higher education that participate in a group purchasing program under the Texas Government Code, Title 10, Subtitle D, Chapter 2161.122(c). "A state agency participating in a group purchasing program described under Section 2155.139(b), shall send to the commission in the agency's report under Section 2161.121, a separate list of purchases from HUBs that are made through the group purchasing program including the dollar amount of each purchase allocated to the reporting agency." (Dollars are rounded).

## **SECTION VI: PURCHASES AWARDED AND MANAGED BY GSC**

This section shows a summary of the purchases awarded and managed by GSC for Open Market, Term Contracts, Architectural and Engineering (A&E) projects and Construction projects.

### **A. CENTRAL PROCUREMENT SERVICES -**

**Open Market** - The total dollar amounts for Open Market purchase orders issued and Term Contract payments made for the State are shown in this section. (Dollars are rounded).

**Term Contract** - Payments are subtracted and excluded from each agency's total expenditure base and shown under GSC's Central Procurement Term Contracts are identified through the Purchase Category Codes (PCC). The vendor number (VID) is also verified as a term contract vendor. (Dollars are rounded).

### **B. DESIGN AND CONSTRUCTION DIVISION** - The State's total dollar amount (treasury funds) for Architectural & Engineering projects awarded is shown on the first line followed by the subcontracting data. (Dollars are rounded).

## **SECTION VII: AGENCIES' EXPENDITURE SUMMARY DATA**

Similar to the format for Section I of the HUB Report for statewide totals, this Section shows only the individual state agency expenditures per page. The section includes agency number, name and unadjusted HUB goal, fund type, total expenditures, total spent with non-HUBs, total spent with adjusted HUBs, total spent with other HUBs, the adjusted HUB goal and the other HUB goal for each procurement category. (Dollars are rounded).

## **SECTION VIII: SUPPLEMENTAL REPORTS (REVISED)**

### **A. SUPPLEMENTAL SUMMARY LETTERS (Optional)** - Agencies have the option to submit a one page supplemental summary letter which delineates an agency's good faith efforts regarding procurement opportunities for HUBs. This section shows written summaries which provide a more comprehensive representation of each agency's efforts and may address any unique purchasing requirements not directly reflected within the agencies' totals and percentages. See the HUB Reporting Procedures for further instructions.

### **B. SUPPLEMENTAL REPORTS (Mandatory Reports)** - In accordance with Senate Bill 178, codified in the Texas Government Code 2161.122, §(c) state agencies and institutions of higher education shall report to the General Services Commission (GSC) the following information, classified by group status as defined in Texas Government Code, Title 10, Subtitle D, Chapter 2161.001(3) by ethnicity and gender:

- 1. The number of businesses participating in state bond issuances** - Agencies who participate in bond issuance are required to report to GSC the number of HUBs who participated in the agency's bond issuance. An authorized agency representative must sign the report.
- 2. The number of historically underutilized businesses submitting bids and/or proposals for the acquisition, construction, equipping, or operational implementation of state facilities or programs** - Agencies are required to report to GSC all bids (informal and formal), quotes, offers, and proposals received from HUBs in the format prescribed by the GSC HUB Reporting Section. This is NOT limited to construction; it includes all bids received for the purchase of goods and services.
- 3. The number of contracts awarded to HUBs** - Effective, FY 2000, state agencies and institutions of higher education are required to report the number of contracts awarded to HUBs.

### **SECTION IX: GRADUATED HUB VENDORS REPORT**

The Commission's Graduation Procedures were implemented on October 4, 1995, and are extracted from the U.S. Small Business Administration's size standard for firms within similar primary four-digit Standard Industrial Classification (SIC) codes as stated in 13 Code of Federal Regulations (CFR). For HUB certification or recertification, including random compliance reviews, applicants must not exceed the graduation threshold limitations that have been established by the Commission. Applicants exceeding the threshold limitations will be considered over-utilized businesses and not certified as a HUB. Graduation data is available in the following formats:

- A. **The Graduated HUB Vendors Report** summarizes the HUBs that have graduated, by procurement category, beginning October 4, 1995 through August 31, 2000 and include the total number of HUBs that have graduated by date. This report also identifies the business's name, address information, ethnicity/gender, VID number, category code, graduation reasons (exceeded thresholds by gross sales or gross number of employees), evaluation basis (certification/recertification), and the graduation date maintained by the Commission.
- B. **The Revenue Report for Graduated Vendors** summarizes the HUBs that have graduated during the current fiscal year, which have been paid by a state agency during the fiscal year. This report also identifies the agency's number, business's name, address information, ethnicity/gender, VID number, category code, graduation reasons, and the total amount of revenue received from the State during the current HUB Reporting Period. The Commission will monitor and track the graduation of HUBs for two consecutive years to determine the utilization by state agencies.

### **ATTACHMENT 1: LIST OF STATE DEPOSITORY LIBRARIES**

This attachment identifies State Depository Libraries, the city location, and a telephone number. A copy of the FY '00 Annual HUB Report will be on file at each of these locations.

### **ATTACHMENT 2: HUB REPORTING PROCEDURES**

This attachment outlines the operating procedures for HUB reporting and defines the reporting responsibilities of state agencies and institutions of higher education.





**SECTION I - STATEWIDE TOTALS**



Statewide Totals for Heavy Construction Unadjusted Goal is 11.9%

FUND TYPE	TOTAL EXPENDITURES	TOTAL SPENT WITH NON-HUBS AMOUNT/%	TOTAL SPENT WITH ADJ. HUBS 5.0% AMOUNT/%	TOTAL SPENT WITH OTHER HUBS 6.9% AMOUNT/%	**ADJUSTED HUB GOAL 6.0%			*OTHER HUB GOAL 5.3% WOMAN AMOUNT/%	
					ASIAN PACIFIC AMOUNT/%	BLACK AMOUNT/%	HISPANIC AMOUNT/%	NATIVE AMERICAN AMOUNT/%	WOMAN AMOUNT/%
T	\$2,968,366,889	\$2,899,262,573/97.0%	\$34,761,957/1.16%	\$64,322,259/1.81%	\$3,092,044/.103%	\$2,662,424/.089%	\$26,376,699/.945%	\$660,489/.021%	\$54,322,259/1.81%
N	\$1,069,278	\$1,032,146/97.0%	\$63/.005%	\$31,040/2.90%	\$53/.005%				\$31,040/2.90%
S	***	***	\$184,475,780/5.91%	\$139,816,578/5.02%	\$9,565,655/.343%	\$17,282,831/.821%	\$131,621,933/4.72%	\$6,095,269/.218%	\$139,816,578/5.02%
C	\$2,969,436,169	\$2,900,301,119/97.0%	\$189,257,491/6.60%	\$194,172,916/6.49%	\$12,667,753/.423%	\$19,956,356/.687%	\$169,898,633/5.34%	\$6,745,749/.225%	\$194,172,916/6.49%

Statewide Totals for Building Construction Unadjusted Goal is 26.1%

FUND TYPE	TOTAL EXPENDITURES	TOTAL SPENT WITH NON-HUBS	TOTAL SPENT WITH ADJ. HUBS 25.1%	TOTAL SPENT WITH OTHER HUBS 1.0%	**ADJUSTED HUB GOAL 25.1%			*OTHER HUB GOAL 1.0% ASIAN PACIFIC NATIVE AMERICAN	
					BLACK	HISPANIC	WOMAN	ASIAN PACIFIC	NATIVE AMERICAN
T	\$233,702,578	\$208,893,326/89.3%	\$22,319,354/9.55%	\$2,489,897/1.06%	\$586,036/.243%	\$17,464,583/7.47%	\$4,288,735/1.83%	\$2,483,578/1.06%	\$6,318/.002%
N	\$450,686,937	\$440,230,429/97.6%	\$9,660,530/2.14%	\$606,967/.178%	\$108,852/.024%	\$3,509,362/.778%	\$6,031,225/1.33%	\$797,293/.178%	\$6,874/.001%
S	***	***	\$38,144,700/6.38%	\$4,099,825/.689%	\$598,268/.100%	\$14,072,614/2.35%	\$23,472,917/3.82%	\$3,328,559/.558%	\$760,366/.127%
C	\$684,389,515	\$649,123,785/94.6%	\$70,114,685/10.2%	\$7,385,680/1.08%	\$1,277,257/.186%	\$35,046,450/5.12%	\$33,790,878/4.83%	\$6,620,431/.067%	\$775,258/.113%

Statewide Totals for Special Trade Unadjusted Goal is 57.2%

FUND TYPE	TOTAL EXPENDITURES	TOTAL SPENT WITH NON-HUBS	TOTAL SPENT WITH ADJ. HUBS 47.0%	TOTAL SPENT WITH OTHER HUBS 10.2%	**ADJUSTED HUB GOAL 47.0%			*OTHER HUB GOAL 10.2% ASIAN PACIFIC NATIVE AMERICAN WOMAN	
					BLACK	HISPANIC	WOMAN	ASIAN PACIFIC	NATIVE AMERICAN
T	\$97,484,116	\$82,374,812/84.5%	\$8,348,835/8.51%	\$8,760,467/8.98%	\$247,292/.255%	\$8,001,543/8.15%	\$108,087/.110%	\$158,793/.162%	\$4,493,576/8.71%
N	\$139,597,711	\$118,061,437/84.6%	\$12,309,288/8.81%	\$9,236,985/6.61%	\$899,106/.500%	\$1,610,162/8.31%	\$744,985/.533%	\$380,690/.272%	\$8,111,425/5.81%
S	***	***	\$4,032,709/3.70%	\$3,543,534/3.25%	\$1,657,189/1.52%	\$2,375,522/2.18%	\$1,475,436/1.36%	\$2,500/.002%	\$2,065,698/1.89%
C	\$237,081,827	\$200,426,250/84.5%	\$22,690,833/9.57%	\$21,540,988/9.08%	\$2,703,585/1.14%	\$18,887,249/8.83%	\$2,328,903/.982%	\$541,884/.228%	\$18,670,800/7.87%

Statewide Totals for Professional Services Unadjusted Goal is 20.0%

FUND TYPE	TOTAL EXPENDITURES	TOTAL SPENT WITH NON-HUBS	TOTAL SPENT WITH ADJ. HUBS 16.1%	TOTAL SPENT WITH OTHER HUBS 3.9%	**ADJUSTED HUB GOAL 16.1%			*OTHER HUB GOAL 1.9% ASIAN PACIFIC NATIVE AMERICAN	
					BLACK	HISPANIC	WOMAN	ASIAN PACIFIC	NATIVE AMERICAN
T	\$228,235,192	\$206,719,135/90.1%	\$13,973,956/6.12%	\$8,542,100/3.74%	\$685,496/.260%	\$10,057,652/4.40%	\$3,320,807/1.48%	\$8,542,100/3.74%	
N	\$66,102,381	\$51,240,746/92.6%	\$3,060,499/4.62%	\$1,801,146/2.72%	\$230,489/.348%	\$1,027,920/1.55%	\$1,802,087/2.72%	\$1,793,846/2.71%	\$7,300/.011%
S	***	***	\$19,375,784/8.80%	\$4,358,287/2.20%	\$1,869,243/.945%	\$3,658,045/4.88%	\$7,850,495/3.97%	\$4,281,919/2.16%	\$77,348/.039%
C	\$294,337,584	\$268,859,882/90.8%	\$38,410,240/12.3%	\$14,702,514/4.88%	\$2,695,231/.915%	\$20,741,919/7.04%	\$12,973,390/4.40%	\$14,617,666/4.96%	\$84,648/.024%

Statewide Totals for Other Services Unadjusted Goal is 33.0%

FUND TYPE	TOTAL EXPENDITURES	TOTAL SPENT WITH NON-HUBS	TOTAL SPENT WITH ADJ. HUBS 23.0%	TOTAL SPENT WITH OTHER HUBS 9.7%	**ADJUSTED HUB GOAL 33.0%			*OTHER HUB GOAL 1.1% ASIAN PACIFIC NATIVE AMERICAN WOMAN	
					ASIAN PACIFIC	BLACK	HISPANIC	NATIVE AMERICAN	WOMAN
T	\$1,055,827,518	\$945,174,641/89.5%	\$110,852,876/10.42%	\$8,542,100/3.74%	\$10,843,905/1.02%	\$11,665,913/1.10%	\$17,160,158/1.62%	\$620,178/.049%	\$70,462,723/6.67%
N	\$406,185,145	\$368,140,707/90.5%	\$38,024,437/9.36%	\$12,309,288/8.81%	\$3,824,329/.941%	\$5,871,998/1.39%	\$12,333,274/3.03%	\$1,028,137/.252%	\$15,168,897/3.73%
S	***	***	\$38,554,246/7.72%	\$12,309,288/8.81%	\$2,043,827/.409%	\$4,889,657/9.75%	\$14,567,769/3.82%	\$6,412/.001%	\$17,058,877/3.41%
C	\$1,461,982,664	\$1,313,316,349/89.8%	\$187,241,669/12.8%	\$70,760,926/3.27%	\$18,711,862/1.14%	\$22,207,469/1.61%	\$44,081,203/3.01%	\$1,582,725/.108%	\$102,688,298/7.02%

Statewide Totals for Commodity Purchasing Unadjusted Goal is 12.6%

FUND TYPE	TOTAL EXPENDITURES	TOTAL SPENT WITH NON-HUBS	TOTAL SPENT WITH ADJ. HUBS 11.5%	TOTAL SPENT WITH OTHER HUBS 1.1%	**ADJUSTED HUB GOAL 11.5%			*OTHER HUB GOAL 1.1% ASIAN PACIFIC NATIVE AMERICAN	
					BLACK	HISPANIC	WOMAN	ASIAN PACIFIC	NATIVE AMERICAN
T	\$1,221,979,724	\$1,038,562,499/84.9%	\$123,818,990/10.1%	\$59,578,234/4.87%	\$9,494,460/.777%	\$32,112,205/2.62%	\$82,212,325/6.72%	\$59,098,275/4.83%	\$479,859/.039%
N	\$938,666,372	\$846,827,182/90.1%	\$81,955,879/8.73%	\$10,782,210/1.14%	\$23,898,803/2.54%	\$17,213,266/1.83%	\$40,842,818/4.36%	\$10,448,410/1.11%	\$333,800/.035%
S	***	***	\$12,306,889/8.82%	\$420,481/.233%	\$4,518,282/2.50%	\$1,151,067/.638%	\$9,834,849/3.07%	\$252,067/.139%	\$168,414/.093%
C	\$2,160,645,096	\$1,884,409,681/87.2%	\$218,080,669/10.0%	\$70,760,926/3.27%	\$37,813,646/1.75%	\$60,477,119/2.33%	\$129,690,192/5.00%	\$88,798,783/3.23%	\$862,173/.045%

DB = DEBIT (NEGATIVE AMOUNT) \* = OTHER HUBS \*\* = ADJUSTED HUBS \*\*\* = DOLLARS REPORTED BUT NOT SHOWN IN THESE COLUMNS. SEE COVER LETTER PARA. 4  
T-TREASURY, N-NON-TREASURY, S-SUBCONTRACTOR FUNDS & PROCUREMENT CARD HUB PURCHASES, TC-TERM CONTRACT, C-CONSOLIDATED. SEE PAGE 4 OF HUB REPORT FOR FUND TYPE DESCRIPTION.



## **SECTION II - STATEWIDE ANALYSIS OF AWARDS**

- (A) STATEWIDE ANALYSIS OF TOTAL AWARDS**
- (B) STATEWIDE ANALYSIS OF AWARDS BY CERTIFIED HUBs**
- (C) STATEWIDE ANALYSIS OF AWARDS BY CERTIFIED HUBs BY  
PROCUREMENT CATEGORY**





## SECTION II - ANALYSIS OF AWARDS

## STATEWIDE ANALYSIS OF TOTAL AWARDS

TOTAL # RECEIVING AWARDS	TOTAL DOLLARS	NON HUBS RECEIVING AWARDS AND %	NON HUB DOLLARS AND %	HUBS RECEIVING AWARDS AND %	HUB DOLLARS AND %
131,542	\$7,827,782,858	128,054/97.3%	\$7,214,538,048/92.1%	3,488/2.6%	\$1,042,388,607/13.3%

## STATEWIDE ANALYSIS OF AWARDS BY CERTIFIED HUBS

CERTIFIED HUB GROUP	# OF HUBS, %	# OF MALES, %	# OF FEMALES, %	TOTAL # AND % OF HUBS RECEIVING AWARDS	TOTAL DOLLAR AMOUNT AND % AWARDED TO HUBS
ASIAN PACIFIC	434/6.13%	304/10.8%	130/3.03%	224/6.42%	\$122,735,170/11.7%
BLACK	1,127/15.9%	793/28.4%	334/7.78%	416/11.9%	\$89,752,466/8.32%
HISPANIC	2,022/28.5%	1,605/57.5%	417/9.72%	1,013/28.0%	\$330,232,273/31.6%
NATIVE AMERICAN	123/1.73%	86/3.08%	37/.862%	59/1.69%	\$10,682,440/1.02%
WOMAN OWNED	3,370/47.6%	0/.000%	3,370/78.5%	1,776/50.9%	\$481,886,278/47.1%
<b>TOTAL</b>	<b>7,078(100%)</b>	<b>2,788(100%)</b>	<b>4,286(100%)</b>	<b>3,488(100%)</b>	<b>\$1,042,388,607(100%)</b>

FOR EXAMPLE: THERE ARE 434 CERTIFIED ASIAN PACIFICS, WHICH IS 6.13% OF ALL CERTIFIED HUBS. 304 ARE ASIAN PACIFIC MALES, WHICH IS 10.9% OF ALL MALES CERTIFIED AS HUBS AND 130 ARE ASIAN PACIFIC FEMALES, WHICH IS 3.02% OF ALL FEMALES CERTIFIED AS HUBS. THE TOTAL NUMBER OF INDIVIDUAL ASIAN PACIFICS RECEIVING AWARDS WAS 224 OR 6.42% OF ALL HUBS RECEIVING AWARDS, AND THOSE 224 ASIAN PACIFICS RECEIVED AWARDS TOTALING \$122,735,170, OR 11.7% OF THE TOTAL DOLLARS AWARDED TO HUBS.

## SECTION II - ANALYSIS OF AWARDS

## STATEWIDE ANALYSIS OF AWARDS BY CERTIFIED HUBS BY PROCUREMENT CATEGORY

CERTIFIED HUB GROUP	HEAVY CONSTRUCTION		TOTAL # AND % OF HUBS RECEIVING AWARDS	TOTAL DOLLAR AMOUNT AND % AWARDED TO HUBS
	# OF MALES, %	# OF FEMALES, %		
ASIAN PACIFIC	5/2.08%	2/1.07%	7/1.88%	\$12,657,753/3.21%
BLACK	47/19.5%	3/1.61%	50/11.7%	\$10,855,356/5.07%
HISPANIC	180/75.0%	19/10.2%	199/46.7%	\$159,498,633/40.6%
NATIVE AMERICAN	6/3.33%	3/1.61%	11/2.58%	\$9,745,749/1.71%
WOMAN OWNED	0	159/85.4%	159/37.3%	\$194,172,916/49.3%
TOTAL	240(100%)	188(100%)	428(100%)	\$383,430,407(100%)

CERTIFIED HUB GROUP	BUILDING CONSTRUCTION		TOTAL # AND % OF HUBS RECEIVING AWARDS	TOTAL DOLLAR AMOUNT AND % AWARDED TO HUBS
	# OF MALES, %	# OF FEMALES, %		
ASIAN PACIFIC	15/10.7%	6/3.55%	21/6.81%	\$9,020,431/8.54%
BLACK	24/17.2%	6/2.95%	28/9.41%	\$1,277,257/1.64%
HISPANIC	95/68.3%	15/8.87%	110/35.7%	\$35,045,450/45.2%
NATIVE AMERICAN	5/3.69%	1/.591%	6/1.94%	\$776,268/1.00%
WOMAN OWNED	0	142/84.0%	142/46.1%	\$33,790,878/43.5%
TOTAL	138(100%)	169(100%)	308(100%)	\$77,510,275(100%)

## SECTION II - ANALYSIS OF AWARDS

## STATEWIDE ANALYSIS OF AWARDS BY CERTIFIED HUBS BY PROCUREMENT CATEGORY

## SPECIAL TRADE

CERTIFIED HUB GROUP	# OF MALES, %	# OF FEMALES, %	TOTAL # AND % OF HUBS RECEIVING AWARDS	TOTAL DOLLAR AMOUNT AND % AWARDED TO HUBS
ASIAN PACIFIC	17/7.26%	9/2.67%	26/4.56%	\$2,224,503/5.26%
BLACK	45/19.2%	4/1.19%	49/8.59%	\$2,793,585/6.11%
HISPANIC	161/68.8%	35/10.4%	196/34.3%	\$18,987,248/45.1%
NATIVE AMERICAN	11/4.70%	6/1.48%	16/2.80%	\$541,484/1.22%
WOMAN OWNED	0	283/84.2%	283/49.8%	\$16,670,600/42.2%
<b>TOTAL</b>	<b>234(100%)</b>	<b>336(100%)</b>	<b>570(100%)</b>	<b>\$44,231,821(100%)</b>

## PROFESSIONAL SERVICES

CERTIFIED HUB GROUP	# OF MALES, %	# OF FEMALES, %	TOTAL # AND % OF HUBS RECEIVING AWARDS	TOTAL DOLLAR AMOUNT AND % AWARDED TO HUBS
ASIAN PACIFIC	36/24.3%	7/4.92%	45/15.1%	\$14,617,866/28.5%
BLACK	29/18.5%	4/2.81%	32/11.0%	\$2,585,231/5.27%
HISPANIC	84/53.8%	10/7.04%	94/31.5%	\$20,741,619/40.5%
NATIVE AMERICAN	5/3.20%	1/.704%	6/2.01%	\$64,849/.185%
WOMAN OWNED	0	120/84.5%	120/40.2%	\$12,973,390/25.3%
<b>TOTAL</b>	<b>166(100%)</b>	<b>142(100%)</b>	<b>298(100%)</b>	<b>\$51,112,755(100%)</b>

## SECTION II - ANALYSIS OF AWARDS

## STATEWIDE ANALYSIS OF AWARDS BY CERTIFIED HUBS BY PROCUREMENT CATEGORY

## OTHER SERVICES

CERTIFIED HUB GROUP	# OF MALES, %	# OF FEMALES, %	TOTAL # AND % OF HUBS RECEIVING AWARDS	TOTAL DOLLAR AMOUNT AND % AWARDED TO HUBS
ASIAN PACIFIC	89/12.6%	46/3.49%	135/6.89%	\$16,711,862/8.92%
BLACK	207/29.5%	50/3.80%	257/12.7%	\$22,207,489/11.8%
HISPANIC	388/55.3%	130/9.88%	518/25.5%	\$44,081,203/23.5%
NATIVE AMERICAN	17/2.42%	9/.884%	26/1.28%	\$1,552,726/.828%
WOMAN OWNED	0	1080/82.1%	1080/53.5%	\$102,688,298/54.8%
<b>TOTAL</b>	<b>701(100%)</b>	<b>1315(100%)</b>	<b>2016(100%)</b>	<b>\$187,241,559(100%)</b>

## COMMODITY PURCHASING

CERTIFIED HUB GROUP	# OF MALES, %	# OF FEMALES, %	TOTAL # AND % OF HUBS RECEIVING AWARDS	TOTAL DOLLAR AMOUNT AND % AWARDED TO HUBS
ASIAN PACIFIC	82/13.8%	45/3.74%	127/7.07%	\$69,758,753/24.1%
BLACK	156/26.3%	36/2.98%	192/10.6%	\$37,813,548/13.1%
HISPANIC	341/57.5%	90/7.48%	431/24.0%	\$50,477,119/17.4%
NATIVE AMERICAN	14/2.36%	11/.915%	25/1.39%	\$862,173/.340%
WOMAN OWNED	0	1020/84.8%	1020/56.5%	\$129,890,192/44.8%
<b>TOTAL</b>	<b>593(100%)</b>	<b>1202(100%)</b>	<b>1795(100%)</b>	<b>\$248,861,786(100%)</b>

### **SECTION III - EXECUTIVE SUMMARY**

- (A) TEN (10) LARGEST SPENDING AGENCIES BY TOTAL EXPENDITURES**
- (B) TEN (10) AGENCIES SPENDING MORE THAN \$5 MILLION WITH LARGEST PERCENTAGE SPENT WITH ADJUSTED HUBs**
- (C) TEN (10) AGENCIES SPENDING MORE THAN \$5 MILLION WITH SMALLEST PERCENTAGE SPENT WITH ADJUSTED HUBs**
- (D) SIXTEEN (16) AGENCIES WITH \$0 EXPENDITURES WITH ADJUSTED HUBs**



# TEN (10) LARGEST SPENDING AGENCIES BY TOTAL EXPENDITURES

## FISCAL YEAR 2000 ANNUAL HUB REPORT

AGENCY NUMBER	NAME OF AGENCY	TOTAL EXPENDITURES	TOTAL ADJUSTED HUBs EXPENDITURES	TOTAL ADJUSTED HUBs PERCENTAGE
601	Texas Department of Transportation	\$ 3,558,651,508	\$ 278,410,077	7.82%
720	University of Texas System	\$ 296,258,925	\$ 32,068,810	10.82%
696	Texas Department of Criminal Justice	\$ 289,749,861	\$ 25,435,522	8.77%
506	UT MD Anderson Cancer Center	\$ 259,338,793	\$ 30,958,956	11.93%
501	Texas Department of Health	\$ 251,811,511	\$ 26,887,642	10.67%
721	University of Texas at Austin	\$ 174,269,142	\$ 22,503,759	12.91%
723	UT Medical Branch at Galveston	\$ 170,536,013	\$ 19,210,988	11.26%
362	Texas Lottery Commission	\$ 138,871,525	\$ 10,675,200	7.68%
655	Texas Department of Mental Health Mental Retardation	\$ 114,654,383	\$ 7,433,450	6.48%
710	Texas A&M University System	\$ 110,545,830	\$ 4,629,957	4.18%

**Selection Criteria for the ten (10) Largest Spending Agencies by Total Expenditures:**

The State does not have an overall HUB goal. However, for purposes of the Executive Summary, the consolidated fund for the TOTAL EXPENDITURES column within each procurement category is used to compute an overall total expenditure base (HUB and Non-HUB) for each agency. The top 10 largest spending agencies have been identified within this summary ranked by total expenditures. (Dollars are rounded). To view the respective agencies' expenditures, refer to Section VII.

# TEN (10) AGENCIES SPENDING MORE THAN \$5 MILLION WITH LARGEST PERCENTAGE SPENT WITH ADJUSTED HUBs

## FISCAL YEAR 2000 ANNUAL HUB REPORT

AGENCY NUMBER	NAME OF AGENCY	TOTAL EXPENDITURES	TOTAL ADJUSTED HUBs EXPENDITURES	TOTAL ADJUSTED HUBs PERCENTAGE
103	Texas Legislative Council	\$ 14,764,884	\$ 5,294,324	35.85%
330	Texas Rehabilitation Commission	\$ 16,022,845	\$ 5,184,044	32.35%
763	UNT Health Science Center at Fort Worth	\$ 24,770,349	\$ 6,468,744	26.11%
304	Comptroller of Public Accounts	\$ 43,823,346	\$ 11,421,322	26.06%
320	Texas Workforce Commission	\$ 36,302,519	\$ 9,240,434	25.45%
302	Office of the Attorney General	\$ 39,948,789	\$ 9,423,449	23.58%
323	Teacher Retirement System	\$ 98,635,267	\$ 2,135,321	22.16%
736	University of Texas-Pan American	\$ 11,058,616	\$ 2,050,358	18.54%
743	University of Texas at San Antonio	\$ 28,913,039	\$ 5,331,354	18.43%
303	General Services Commission	\$ 67,259,334	\$ 12,136,271	18.04%

**Selection Criteria for the ten (10) Agencies Spending More than \$5 Million with Largest Percentage Spent with HUBs:**

The State does not have an overall HUB goal. However, for purposes of the Executive Summary, the consolidated fund for the TOTAL EXPENDITURES column within each procurement category is used to compute an overall total expenditure base (HUB and Non-HUB) for each agency. The top 10 spending agencies that have spent more than \$5 million dollars in total expenditures and have the largest percentage of dollars with HUBs from the ADJUSTED HUBs group for each category have been identified within this summary ranked by largest overall Adjusted HUB percentage. (Dollars are rounded). To view the respective agencies' expenditures, refer to Section VII.



# TEN (10) AGENCIES SPENDING MORE THAN \$5 MILLION WITH SMALLEST PERCENTAGE SPENT WITH ADJUSTED HUBs

## FISCAL YEAR 2000 ANNUAL HUB REPORT

AGENCY NUMBER	NAME OF AGENCY	TOTAL EXPENDITURES	TOTAL ADJUSTED HUBs EXPENDITURES	TOTAL ADJUSTED HUBs PERCENTAGE
787	Lamar State College - Orange	\$ 6,580,747	\$ 157,490	2.39 %
902	Comptroller/Fiscal	\$ 5,727,100	\$ 146,951	2.56 %
739	Texas Tech University Health Sciences Center	\$ 59,279,920	\$ 1,713,627	2.89 %
556	Texas Agricultural Experiment Station	\$ 20,644,888	\$ 638,882	3.09 %
705	State Board of Educator Certification	\$ 9,108,926	\$ 290,128	3.18 %
733	Texas Tech University	\$ 91,833,161	\$ 2,977,206	3.24 %
718	Texas A&M University at Galveston	\$ 5,797,172	\$ 197,105	3.40 %
716	Texas Engineering Extension Service	\$ 13,582,679	\$ 463,022	3.40 %
760	Texas A&M University - Corpus Christi	\$ 12,657,752	\$ 448,302	3.54 %
709	Texas A&M University Health Science Center	\$ 13,055,098	\$ 494,034	3.78 %

Selection Criteria for the ten (10) Agencies Spending More than \$5 Million with Smallest Percentage Spent with HUBs:

The State does not have an overall HUB goal. However, for purposes of the Executive Summary, the consolidated fund for the TOTAL EXPENDITURES column within each procurement category is used to compute an overall total expenditure base (HUB and Non-HUB) for each agency. The top 10 spending agencies that have spent more than \$5 million dollars in total expenditures and have the smallest percentage of dollars with HUBs from the ADJUSTED HUBs group for each category have been identified within this summary ranked by smallest overall Adjusted HUB percentage. (Dollars are rounded). To view the respective agencies' expenditures, refer to Section VII.

# SEVENTEEN (17) AGENCIES WITH \$0 EXPENDITURES WITH ADJUSTED HUBs

## FISCAL YEAR 2000 ANNUAL HUB REPORT

AGENCY NUMBER	NAME OF AGENCY	TOTAL EXPENDITURES	AGENCY NUMBER	NAME OF AGENCY	TOTAL EXPENDITURES
107	Commission on Uniform State Laws	\$ 24	599	Pecos River Compact Commission	\$ 74,415
202	State Bar of Texas	\$ 7,214	677	Austin State Hospital	\$ 299
203	Board of Law Examiners	\$ 2,236	697	TDCJ Paroles Division	\$ 331
311	Fiscal Reporting – Treasury	\$ 192,527	699	Laredo State Center	\$ 11,092
317	Texas General Land Office-Fiscal	\$ 40,499	703	State Board of Educator	\$ 9,053
465	Texas Department of Commerce	\$ 373	748	Baylor College of Dentistry	\$ 766
512	Texas State Board of Podiatric Med Exam	\$ 16,489	767	SW Collegiate Institute for the Deaf	\$ 909,381
596	Red River Compact Commission	\$ 1,100	851	Lower Colorado River Authority	\$ 5,669
598	Canadian Compact Commission	\$ 5,300			

### Selection Criteria for the Seventeen (17) Agencies with \$0 Expenditures with Adjusted HUBs:

The consolidated fund for the Total Expenditures column within each procurement category is used to compute an overall total expenditure base for each agency. The agencies that have reported expenditures and have spent \$0 with GSC certified Adjusted HUBs are identified in this summary, listed in agency numerical order. (Dollars are rounded). To view the respective agencies' expenditures, refer to Section VII.

**SECTION IV - ANALYSIS OF AWARDS**

**(A) PROCUREMENT CATEGORIES AND INCLUDED EXPENDITURE  
OBJECT CODES FOR THE FY '00 ANNUAL HUB REPORT**



**GENERAL SERVICES COMMISSION  
FISCAL YEAR '00 HUB REPORT PROCUREMENT CATEGORIES**

**Excluded HUB Report Expenditure (Object) Codes:**

Object codes for benefits, claims and judgments, interfund transfer, interagency payments, investments, other expenses (7071-7806), payment of interest, payment of principal, public assistance payments, rental and leases, utilities, salaries, wages, travel, grants, scholarships, real estate purchases, right-of-way, emergency abatement response, "NONE", "BOND", object codes 7297, 7303, 7382, and 7421.

**FY '00 HUB Report  
Procurement Categories  
and Included Expenditure (Object) Codes**

<p><b>Heavy Construction Other than Building Contracts (01)</b>  <b>Goal - 11.9% (unadjusted)</b>            Adjusted HUB Goal: 6.6% (BL, HI, AS, NA)            Other HUB Goal: 5.3% (WO)  <b>Graduation - \$17,000,000</b></p>	<p><b>Object Code - Description</b>            7270 - Maintenance and Repair- Roads and Highways            7347 - Construction of Highways            7349 - Construction of Roads</p>
<p><b>Building Construction, Including General Contractors and Operative Builders Contracts (02)</b>  <b>Goal - 26.1% (unadjusted)</b>            Adjusted HUB Goal: 25.1% (BL, HI, WO)            Other HUB Goal: 1.0% (AS, NA)  <b>Graduation - \$17,000,000</b></p>	<p><b>Object Code - Description</b>            7341 - Construction of Buildings</p>
<p><b>Special Trade Construction Contracts (03)</b>  <b>Goal - 57.2% (unadjusted)</b>            Adjusted HUB Goal: 47.0% (BL, HI)            Other HUB Goal: 10.2% (AS, NA, WO)  <b>Graduation - \$7,000,000</b></p>	<p><b>Object Code - Description</b>            7266 - Maintenance and Repair-Buildings            7343 - Remodeling of Buildings-State Owned            7344 - Remodeling of Buildings-State Leased            7346 - Construction/Improvement of Grounds and Land</p>
<p><b>Professional Services Contracts (04, 05, &amp; 09)</b>  <b>Goal - 20% (unadjusted)</b>            Adjusted HUB Goal: 18.1% (BL, HI, WO)            Other HUB Goal: 1.9% (AS, NA)  <b>Graduation - \$6,000,000 - Financial and Accounting Services</b>                - \$5,000,000 - Medical Services                - \$4,000,000 - A&amp;E Services</p>	<p><b>Object Code - Description</b>            7245 - Financial and Accounting Services (04)            7248 - Medical Services (09)            7256 - Architectural/Engineering Services (05)            7298 - Surveying Services (06) - <i>DELETED (See 7253)</i></p>

**Other Services Contracts (06)****Goal - 33% (unadjusted)****Adjusted HUB Goal: 33.0% (BL, HI, AS, NA, WO)****Other HUB Goal: N/A****Graduation - \$5,000,000****Object Code - Description**

**7204 - Insurance Premiums**  
**7205 - Employee Bonds**  
**7206 - Service Fee Paid to the Lottery Operator - ADDED**  
**7211 - Awards**  
**7216 - Insurance Premiums-Approved by Board of Insurance**  
**7217 - Employee Bonds-Approved by State Auditor - ADDED**  
**7218 - Publications and Advertisements - ADDED**  
**7239 - Consultant Services-Approved by the Governor**  
**7240 - Consultant Services-Other**  
**7242 - Consultant Services-Computer**  
**7243 - Educational/Training Services**  
**7246 - Legal Services**  
**7249 - Veterinary Services**  
**7253 - Other Professional Services**  
**7255 - Investment Counseling Services**  
**7257 - Legal Services-Approved by State Admin. Hearings**  
**7259 - Race Track Officials**  
**7260 - Maintenance and Repair-Furnishings and Equipment**  
**7262 - Maintenance and Repair-Computer Software**  
**7263 - Maintenance and Repair-Aircraft**  
**7267 - Maintenance and Repair-Computer Equipment**  
**7271 - Maintenance and Repair-Grounds and Land**  
**7272 - Hazardous Waste Disposal Services**  
**7273 - Reproduction and Printing Services**  
**7274 - Temporary Employment Agencies**  
**7275 - Computer Programming Services**  
**7276 - Communication Services**  
**7277 - Cleaning Services**  
**7281 - Advertising Services**  
**7284 - Data Processing Services**  
**7286 - Freight/Delivery Services**  
**7299 - Purchased Contracted Services**  
**7514 - Telecommunications-Maintenance and Repair**  
**7516 - Telecommunications**  
**7526 - Waste Disposal**

**Commodities Contracts (07 & 08)****Goal - 12.6% (unadjusted)****Adjusted HUB Goal: 11.5% (BL, HI, WO)****Other HUB Goal: 1.1% (AS, NA)****Graduation - wholesale (07), 100 full-time equivalent employees****Graduation - manufacturers (08), 500 full-time equivalent employees****Object Code - Description****7300 - Consumables****~~7302 - Computer Consumables - DELETED~~****7304 - Fuels and Lubricants****7307 - Aircraft-Fuels and Lubricants****7309 - Promotional Items****7310 - Chemicals and Gases****7312 - Medical Supplies****7315 - Food Purchased by the State****7316 - Food Purchased for Wards of the State****7322 - Personal Items-Wards of the State****7324 - Credit Card Purchases - ADDED****7325 - Services for Wards of the State****7327 - Credit Card Purchases - ADDED****7328 - Supplies/Materials-Agriculture, Construction, Hardware****7330 - Parts for Furnishings and Equipment****7331 - Plants****7333 - Fabrics and Linens****7334 - Furnishings and Equipment Inventoried****7335 - Parts for Computer Equipment****7351 - Lease/Purchase-Motor Vehicles/Passenger****7352 - Lease/Purchase-Motor Vehicles/Other****7371 - Purchase of Motor Vehicles-Passenger Cars****7372 - Purchase of Motor Vehicles-Other****7373 - Furnishings and Equipment-Capitalized****7374 - Furnishings and Equipment-Controlled****7375 - Purchase of Aircraft****7376 - Lease/Purchase of Furnishing and Equipment****7377 - Computer Equipment - Inventoried - ADDED****7378 - Computer Equipment-Controlled****7379 - Computer Equipment-Capitalized****7380 - Purchase of Computer Software****7384 - Purchase of Animals-Non-Capitalized****7385 - Lease Purchase of Computer Equipment****7386 - Purchase of Animals-Capitalized****7387 - Purchase of Computer Software-Capitalized****7391 - Central Supply Retail Store****7393 - Merchandise Purchased for Resale****7394 - Raw Material Purchases****7406 - Rental of Furnishings and Equipment****7411 - Rental of Computer Equipment****7415 - Rental of Computer Software****7442 - Rental of Motor Vehicles****7445 - Rental of Aircraft****7449 - Rental of Marine Equipment**

	<b>7510 - Parts for Telecommunications Equipment</b> <b>7517 - Telecommunication Equipment - Inventoried - ADDED</b> <b>7519 - Lease Purchase of Telecommunication - ADDED</b> <b>7520 - Telecommunications Equipment - Capitalized</b> <b>7522 - Telecommunications Equipment - Rental</b> <b>7523 - Telecommunications Equipment - Controlled</b>
<b>Commodities Contracts (07 &amp; 08) (Continued)</b>  <b>Goal - 12.6% (unadjusted)</b> <b>Adjusted HUB Goal: 11.5% (BL, HI, WO)</b> <b>Other HUB Goal: 1.1% (AS, NA)</b>  <b>Graduation - wholesale (07), 100 full-time equivalent employees</b> <b>Graduation - manufacturers (08), 500 full-time equivalent employees</b>	<b>Object Code - Description</b>  <b>7411 - Rental of Computer Equipment</b> <b>7415 - Rental of Computer Software</b> <b>7442 - Rental of Motor Vehicles</b> <b>7445 - Rental of Aircraft</b> <b>7449 - Rental of Marine Equipment</b> <b>7510 - Parts for Telecommunications Equipment</b> <b>7517 - Telecommunication Equipment - Inventoried - ADDED</b> <b>7519 - Lease Purchase of Telecommunication - ADDED</b> <b>7520 - Telecommunications Equipment - Capitalized</b> <b>7522 - Telecommunications Equipment - Rental</b> <b>7523 - Telecommunications Equipment - Controlled</b>

**HUB Description Legend:**

**AS - Asian Pacific American**

**BL - Black American**

**HI - Hispanic American**

**AI - American Indian**

**WO - American Woman (All women of any ethnicity excluding AI, AS, BL and HI women)**



**SECTION IV - ANALYSIS OF AWARDS**

**(B) BY SIX (6) CATEGORIES BY OBJECT CODE**



## SECTION IV - ANALYSIS OF AWARDS BY 6 CATEGORIES BY OBJECT CODE

CATEGORY	OBJECT CODE	DESCRIPTION	TOTAL EXPENDITURES & PERCENTAGE		TOTAL SPENT W/CERTIFIED HUBS & PERCENTAGE	
HEAVY CONSTRUCTION	7270	MAINT & REPAIR-ROADS & HIGHWAY	\$206,573,055	/2.53%	\$26,529,123	/2.54%
HEAVY CONSTRUCTION	7347	CONSTRUCTION OF HIGHWAYS	\$2,782,266,735	/35.5%	\$386,641,913	/35.1%
HEAVY CONSTRUCTION	7349	CONSTRUCTION OF ROADS	\$898,378	/0.007%	\$59,371	/0.005%
TOTAL THIS CATEGORY:			\$2,989,438,169	/38.1%	\$383,430,407	/37.7%
BUILDING CONSTRUCTION	7341	CONSTRUCTION OF BUILDINGS	\$684,389,515	/8.74%	\$77,510,278	/7.43%
TOTAL THIS CATEGORY:			\$684,389,515	/8.74%	\$77,510,278	/7.43%
SPECIAL TRADE	7288	MAINT & REPAIR-BUILDINGS	\$104,418,621	/1.33%	\$26,430,586	/2.53%
SPECIAL TRADE	7343	REMODELING BUILDINGS-ST OWNED	\$86,973,821	/1.23%	\$11,690,124	/1.14%
SPECIAL TRADE	7344	REMODELING OF BUILDINGS-ST LEASED	\$1,584,730	/0.020%	\$159,121	/0.015%
SPECIAL TRADE	7346	CONSTR/IMPROV-GROUNDS/LAND	\$24,088,853	/0.435%	\$5,761,989	/0.551%
TOTAL THIS CATEGORY:			\$237,081,827	/3.02%	\$44,231,821	/4.24%
PROFESSIONAL SERVICES	7245	FINANCIAL AND ACCOUNTING SERV	\$19,364,981	/0.247%	\$1,661,493	/1.49%
PROFESSIONAL SERVICES	7246	MEDICAL SERVICES	\$62,464,691	/0.788%	\$3,100,381	/0.287%
PROFESSIONAL SERVICES	7256	ARCHITECTURAL/ENGINEERING SERV	\$212,507,911	/2.71%	\$48,460,980	/4.45%
TOTAL THIS CATEGORY:			\$294,337,584	/3.76%	\$51,112,765	/4.90%
OTHER SERVICES	7204	INSURANCE PREMIUMS	\$21,911,884	/0.278%	\$407,130	/0.038%
OTHER SERVICES	7205	EMPLOYEE BONDS	\$284,857	/0.003%	\$13,356	/0.001%
OTHER SERVICES	7206	SERVICE FEE PAID TO THE LOTTERY OPER	\$82,184,108	/1.04%	\$4,740,095	/0.454%
OTHER SERVICES	7211	AWARDS	\$2,483,528	/0.031%	\$253,335	/0.024%
OTHER SERVICES	7218	INS PREN-APP BY BD OF INS & AG	\$3,676,664	/0.047%	\$43,261	/0.004%
OTHER SERVICES	7217	EMPLOYEE BONDS-APPROVED BY STATE AUD	\$7,952	/0.000%	\$0	
OTHER SERVICES	7215	PUBLICATIONS & ADVERTISEMENTS	\$8,707,712	/0.124%	\$2,725,491	/0.261%
OTHER SERVICES	7239	CONSULTANT SERVICES-APP BY GOV OFC	\$2,976,355	/0.038%	\$482,070	/0.044%
OTHER SERVICES	7240	CONSULTANT SERVICES - OTHER	\$11,815,151	/0.150%	\$412,095	/0.039%
OTHER SERVICES	7242	CONSULTANT SERVICES - COMPUTER	\$16,322,581	/0.208%	\$181,294	/0.017%

## SECTION IV - ANALYSIS OF AWARDS BY 6 CATEGORIES BY OBJECT CODE

CATEGORY	OBJECT CODE	DESCRIPTION	TOTAL EXPENDITURES & PERCENTAGE		TOTAL SPENT W/CERTIFIED HUBS & PERCENTAGE	
OTHER SERVICES	7243	EDUCATIONAL/TRAINING SERVICES	\$15,548,795	/.186%	\$819,350	/.078%
OTHER SERVICES	7246	LEGAL SERVICES	\$11,680,042	/.148%	\$685,911	/.053%
OTHER SERVICES	7249	VETERINARY SERVICES	\$2,035,497DB		\$0	
OTHER SERVICES	7253	OTHER PROFESSIONAL SERVICES	\$378,336,821	/.480%	\$40,437,261	/.387%
OTHER SERVICES	7256	INVESTMENT COUNSELING SERVICES	\$26,533,812	/.339%	\$0	
OTHER SERVICES	7257	LEGAL SVCS-APP BY OFC ADM HEARINGS	\$8,750	/.000%	\$0	
OTHER SERVICES	7255	RACE TRACK OFFICIALS	\$25,012	/.000%	\$0	
OTHER SERVICES	7260	MAINT & REPAIR/FURNISH/EQUIPMT	\$74,832,508	/.958%	\$8,561,819	/.817%
OTHER SERVICES	7262	MAINT/REPAIR COMPUTER SOFTWARE	\$42,248,232	/.539%	\$1,513,339	/.145%
OTHER SERVICES	7263	MAINTENANCE & REPAIR-AIRCRAFT	\$1,605,553	/.020%	\$19,897	/.001%
OTHER SERVICES	7267	MAINT & REPAIR-COMPUTER EQUIP	\$47,602,901	/.608%	\$3,431,480	/.387%
OTHER SERVICES	7271	MAINT & REPAIR-GROUNDS & LAND	\$8,213,133	/.104%	\$1,108,245	/.105%
OTHER SERVICES	7272	HAZARDOUS WASTE DISPOSAL SERVS	\$7,948,908	/.101%	\$888,827	/.085%
OTHER SERVICES	7273	REPRODUCTION & PRINTING SERVS	\$68,222,537	/.866%	\$6,578,210	/.640%
OTHER SERVICES	7274	TEMPORARY EMPLOYMENT AGENCIES	\$45,811,458	/.582%	\$11,708,750	/.112%
OTHER SERVICES	7275	COMPUTER PROGRAMMING SERVICES	\$102,018,504	/.130%	\$44,515,215	/.427%
OTHER SERVICES	7278	COMMUNICATION SERVICES	\$21,405,664	/.273%	\$60,565	/.005%
OTHER SERVICES	7277	CLEANING SERVICES	\$27,166,088	/.346%	\$9,787,873	/.937%
OTHER SERVICES	7281	ADVERTISING SERVICES	\$35,838,180	/.454%	\$16,505,670	/.158%
OTHER SERVICES	7284	DATA PROCESSING SERVICES	\$38,181,898	/.482%	\$1,096,975	/.105%
OTHER SERVICES	7288	FREIGHT/DELIVERY SERVICES	\$17,787,557	/.227%	\$782,572	/.073%
OTHER SERVICES	7289	PURCHASED CONTRACTED SERVICES	\$248,510,341	/.318%	\$25,558,962	/.249%
OTHER SERVICES	7514	TELECOMMS-MAINTENANCE & REPAIR	\$11,748,042	/.150%	\$1,430,811	/.143%
OTHER SERVICES	7516	TELECOMMS-OTHER SERV CHARGES	\$10,393,466	/.132%	\$482,808	/.046%
OTHER SERVICES	7526	WASTE DISPOSAL	\$25,231,805	/.322%	\$529,900	/.050%
		TOTAL THIS CATEGORY:	\$1,461,932,684	/.186%	\$187,241,559	/.178%
COMMODITY PURCHASING	7300	CONSUMABLES	\$192,691,781	/.245%	\$31,167,394	/.299%
COMMODITY PURCHASING	7304	FUELS & LUBRICANTS - OTHER	\$38,695,195	/.494%	\$3,682,526	/.343%

**SECTION IV - ANALYSIS OF AWARDS**

**(C) BY OBJECT CODE**



## SECTION IV - ANALYSIS OF AWARDS BY 8 CATEGORIES BY OBJECT CODE

CATEGORY	OBJECT CODE	DESCRIPTION	TOTAL EXPENDITURES & PERCENTAGE		TOTAL SPENT W/CERTIFIED HUBS & PERCENTAGE	
COMMODITY PURCHASING	7307	AIRCRAFT-FUELS AND LUBRICANTS	\$1,094,601	/.014%	\$22,208	/.002%
COMMODITY PURCHASING	7309	PROMOTIONAL ITEMS	\$1,005,876	/.012%	\$389,634	/.038%
COMMODITY PURCHASING	7310	CHEMICAL AND GASES	\$48,087,295	/.583%	\$3,835,844	/.368%
COMMODITY PURCHASING	7312	MEDICAL SUPPLIES	\$248,354,448	/.317%	\$10,841,348	/.102%
COMMODITY PURCHASING	7315	FOOD PURCHASED BY THE STATE	\$23,849,720	/.432%	\$10,244,494	/.882%
COMMODITY PURCHASING	7318	FOOD PURCH FOR WARDS OF STATE	\$93,876,088	/.119%	\$8,746,581	/.839%
COMMODITY PURCHASING	7322	PERSONAL ITEMS-WARDS OF THE STATE	\$5,976,544	/.076%	\$333,851	/.032%
COMMODITY PURCHASING	7324	CREDIT CARD PURCH-CLIENTS/WARDS ST.	\$879,756	/.008%	\$23,440	/.002%
COMMODITY PURCHASING	7325	SERVICES FOR WARDS OF THE STATE	\$38,412,880	/.490%	\$1,150,416	/.110%
COMMODITY PURCHASING	7327	CREDIT CARD PURCH-NON-CAP LT \$5K	\$77,543,758	/.890%	\$4,544,171	/.435%
COMMODITY PURCHASING	7328	SUPPLY/MATERIAL-AGRIC,CONST,HARDWARE	\$170,314,804	/.217%	\$8,078,201	/.870%
COMMODITY PURCHASING	7330	PARTS - FURNISHINGS & EQUIPMT	\$35,079,871	/.489%	\$5,771,302	/.553%
COMMODITY PURCHASING	7331	PLANTS	\$2,482,409	/.031%	\$208,888	/.020%
COMMODITY PURCHASING	7333	FABRICS AND LINENS	\$4,178,271	/.053%	\$258,072	/.024%
COMMODITY PURCHASING	7334	FURNISHING/EQUIP-NOT INVENT/CAPT	\$114,630,098	/.146%	\$14,116,480	/.135%
COMMODITY PURCHASING	7335	COMP PARTS/FURN/EQUIP NOT INVENT/CAP	\$28,360,783	/.362%	\$6,786,627	/.651%
COMMODITY PURCHASING	7351	LEASE/PURCH MTR VEHICLES/PASSGR CARS	\$22,489	/.000%	\$0	
COMMODITY PURCHASING	7352	LEASE/PURCH DF MTR VEHICLE/OTHER	\$148,893	/.001%	\$0	
COMMODITY PURCHASING	7371	PURCH MOTOR VEH-PASSENGER CARS	\$3,885,810	/.049%	\$43,650	/.004%
COMMODITY PURCHASING	7372	PURCHASE MOTOR VEHICLE-OTHER	\$52,982,280	/.676%	\$146,750	/.014%
COMMODITY PURCHASING	7373	PURCH FURNISH/EQUIP-CAPITALIZED	\$237,945,904	/.303%	\$16,728,822	/.160%
COMMODITY PURCHASING	7374	PURCH FURNISH/EQUIP-INVEN-NON-CAP	\$21,059,018	/.269%	\$4,525,758	/.434%
COMMODITY PURCHASING	7375	PURCHASE OF AIRCRAFT	\$5,610,573	/.071%	\$35	/.000%
COMMODITY PURCHASING	7376	LEASE/PURCHASE-FURNISHINGS & EQUIPMT	\$4,017,750	/.051%	\$11,823	/.001%
COMMODITY PURCHASING	7377	COMPUTER EQUIPMENT - INVENTORIED	\$7,840,225	/.100%	\$3,187,082	/.303%
COMMODITY PURCHASING	7378	PURCH COMPUTER EQUIP-INVEN-NOT CAPT	\$10,141,781	/.128%	\$3,579,120	/.381%
COMMODITY PURCHASING	7379	PURCH OF COMPUTER EQUIP-CAPITALIZED	\$271,767,840	/.347%	\$83,102,786	/.797%
COMMODITY PURCHASING	7380	PURCH OF COMPUTER SOFTWARE-NOT CAPT	\$54,838,481	/.700%	\$34,434,003	/.330%
COMMODITY PURCHASING	7384	PURCHASE OF ANIMALS-NOT-CAPITALIZED	\$6,087,364	/.077%	\$43	/.000%

## SECTION IV - ANALYSIS OF AWARDS BY B CATEGORIES BY OBJECT CODE

CATEGORY	OBJECT CODE	DESCRIPTION	TOTAL EXPENDITURES & PERCENTAGE		TOTAL SPENT W/CERTIFIED HUBS & PERCENTAGE	
COMMODITY PURCHASING	7385	LEASE/PURCHASE OF COMPUTER EQUIPMENT	\$6,474,011	/.085%	\$3,584,708	/.343%
COMMODITY PURCHASING	7386	PURCHASE OF ANIMALS-CAPITALIZED	\$1,036,882	/.013%	\$0	
COMMODITY PURCHASING	7387	PURCH OF COMP SOFTWARE-CAPTITALIZED	\$33,416,671	/.432%	\$4,250,945	/.407%
COMMODITY PURCHASING	7391	CENTRAL SUPPLY RETAIL STORE	\$2,073,891	/.026%	\$889,699	/.088%
COMMODITY PURCHASING	7393	MERCHANDISE PURCH FOR RESALE	\$102,805,953	/.131%	\$11,653,658	/.111%
COMMODITY PURCHASING	7394	RAW MATERIAL PURCHASES	\$48,216,303	/.616%	\$2,015,855	/.193%
COMMODITY PURCHASING	7406	RENTAL OF FURNISHINGS/EQUIPMT	\$55,935,322	/.714%	\$484,339	/.046%
COMMODITY PURCHASING	7411	RENTAL OF COMPUTER EQUIPMENT	\$30,050,445	/.383%	\$4,322,315	/.414%
COMMODITY PURCHASING	7419	RENTAL OF COMPUTER SOFTWARE	\$10,254,036	/.131%	\$122,749	/.011%
COMMODITY PURCHASING	7442	RENTAL OF MOTOR VEHICLES	\$5,094,187	/.065%	\$143,977	/.013%
COMMODITY PURCHASING	7445	RENTAL OF AIRCRAFT	\$2,373,064		\$0	
COMMODITY PURCHASING	7449	RENTAL OF MARINE EQUIPMENT	\$337,639	/.004%	\$0	
COMMODITY PURCHASING	7510	TELECOM PARTS & SUPPLIES	\$7,484,088	/.096%	\$1,499,023	/.143%
COMMODITY PURCHASING	7517	TELECOMM. EQUIPMENT - INVENTORIED	\$5,822,529	/.074%	\$362,982	/.034%
COMMODITY PURCHASING	7519	LEASE/PURCH TELECOMMUNICATION EQUIP	\$183,306	/.002%	\$164	/.000%
COMMODITY PURCHASING	7520	TELECOMMS-EQUIP PURCH-CAPITALIZED	\$24,530,883	/.313%	\$1,831,770	/.175%
COMMODITY PURCHASING	7522	TELECOMMS-EQUIP RENTAL	\$7,443,221	/.095%	\$184,200	/.017%
COMMODITY PURCHASING	7523	TELECOMM-EQUIP PURCH-INVENTORIED	\$1,942,177	/.024%	\$455,758	/.043%
TOTAL THIS CATEGORY:			\$2,160,545,096	/.27.6%	\$288,861,788	/.3.6%
TOTAL ALL CATEGORIES:			\$7,827,782,858	100%	\$1,042,388,607	100%



## SECTION IV - ANALYSIS OF AWARDS BY OBJECT CODE

CATEGORY	OBJECT CODE	DESCRIPTION	TOTAL EXPENDITURES & PERCENTAGE	TOTAL SPENT W/CERTIFIED HUBS & PERCENTAGE
OTHER SERVICES	7204	INSURANCE PREMIUMS	\$21,811,884 / .279%	\$407,130 / .035%
OTHER SERVICES	7205	EMPLOYEE BONDS	\$284,857 / .003%	\$13,356 / .001%
OTHER SERVICES	7208	SERVICE FEE PAID TO THE LOTTERY OPER	\$82,184,108 / 1.04%	\$4,740,085 / .454%
OTHER SERVICES	7211	AWARDS	\$2,483,528 / .031%	\$253,336 / .024%
OTHER SERVICES	7216	INS PREM-APP BY RD OF INS & AG	\$3,875,654 / .047%	\$43,281 / .004%
OTHER SERVICES	7217	EMPLOYEE BONDS-APPROVED BY STATE AUD	\$7,852 / .000%	\$0
OTHER SERVICES	7218	PUBLICATIONS & ADVERTISEMENTS	\$9,707,712 / .124%	\$2,725,491 / .251%
OTHER SERVICES	7239	CONSULTANT SERVICES-APP BY GOV OFC	\$2,978,356 / .038%	\$462,070 / .044%
OTHER SERVICES	7240	CONSULTANT SERVICES - OTHER	\$11,815,151 / .150%	\$412,095 / .039%
OTHER SERVICES	7242	CONSULTANT SERVICES - COMPUTER	\$16,322,881 / .208%	\$181,294 / .017%
OTHER SERVICES	7243	EDUCATIONAL/TRAINING SERVICES	\$15,548,795 / .198%	\$816,350 / .078%
PROFESSIONAL SERVICES	7245	FINANCIAL AND ACCOUNTING SERV	\$19,364,981 / .247%	\$1,561,493 / .148%
OTHER SERVICES	7246	LEGAL SERVICES	\$11,590,042 / .148%	\$665,911 / .063%
PROFESSIONAL SERVICES	7248	MEDICAL SERVICES	\$82,464,591 / .788%	\$3,100,381 / .287%
OTHER SERVICES	7249	VETERINARY SERVICES	\$2,035,49708	\$0
OTHER SERVICES	7253	OTHER PROFESSIONAL SERVICES	\$376,336,821 / 4.80%	\$40,437,281 / 3.87%
OTHER SERVICES	7255	INVESTMENT COUNSELING SERVICES	\$28,523,612 / .328%	\$0
PROFESSIONAL SERVICES	7256	ARCHITECTURAL/ENGINEERING SERV	\$212,507,811 / 2.71%	\$48,450,880 / 4.45%
OTHER SERVICES	7257	LEGAL SVCS-APP BY OFC ADM HEARINGS	\$8,750 / .000%	\$0
OTHER SERVICES	7259	RACE TRACK OFFICIALS	\$25,012 / .000%	\$0
OTHER SERVICES	7260	MAINT & REPAIR/FURNISH/EQUIPMT	\$74,832,508 / .956%	\$8,561,819 / .817%
OTHER SERVICES	7262	MAINT/REPAIR COMPUTER SOFTWARE	\$42,248,232 / .539%	\$1,513,399 / .146%
OTHER SERVICES	7263	MAINTENANCE & REPAIR-AIRCRAFT	\$1,505,553 / .020%	\$19,387 / .001%
SPECIAL TRADE	7266	MAINT & REPAIR-BUILDINGS	\$104,416,821 / 1.33%	\$28,430,588 / 2.53%
OTHER SERVICES	7267	MAINT & REPAIR-COMPUTER EQUIP	\$47,602,801 / .608%	\$3,831,480 / .367%
HEAVY CONSTRUCTION	7270	MAINT & REPAIR-ROADS & HIGHWAY	\$208,673,065 / 2.63%	\$28,528,123 / 2.54%
OTHER SERVICES	7271	MAINT & REPAIR-GROUNDS & LAND	\$8,213,133 / .104%	\$1,108,246 / .108%
OTHER SERVICES	7272	HAZARDOUS WASTE DISPOSAL SERVS	\$7,948,909 / .101%	\$88,827 / .008%
OTHER SERVICES	7273	REPRODUCTION & PRINTING SERVS	\$66,222,537 / .846%	\$8,678,210 / .840%

## SECTION IV - ANALYSIS OF AWARDS BY OBJECT CODE

CATEGORY	OBJECT CODE	DESCRIPTION	TOTAL EXPENDITURES & PERCENTAGE		TOTAL SPENT W/CERTIFIED HUBS & PERCENTAGE	
OTHER SERVICES	7274	TEMPORARY EMPLOYMENT AGENCIES	\$46,611,458	/ .582%	\$11,709,750	/ 1.12%
OTHER SERVICES	7275	COMPUTER PROGRAMMING SERVICES	\$102,016,604	/ 1.30%	\$44,616,215	/ 4.27%
OTHER SERVICES	7276	COMMUNICATION SERVICES	\$21,405,864	/ .273%	\$60,565	/ .005%
OTHER SERVICES	7277	CLEANING SERVICES	\$27,156,068	/ .346%	\$9,767,673	/ .937%
OTHER SERVICES	7281	ADVERTISING SERVICES	\$26,232,160	/ 1.10%	\$16,606,670	/ 1.56%
OTHER SERVICES	7284	DATA PROCESSING SERVICES	\$36,161,998	/ .462%	\$1,096,975	/ .105%
OTHER SERVICES	7286	FREIGHT/DELIVERY SERVICES	\$17,787,597	/ .227%	\$762,572	/ .073%
OTHER SERVICES	7289	PURCHASED CONTRACTED SERVICES	\$249,810,341	/ 3.18%	\$25,556,962	/ 2.46%
COMMODITY PURCHASING	7300	CONSUMABLES	\$199,851,791	/ 2.55%	\$31,167,394	/ 2.96%
COMMODITY PURCHASING	7304	FUELS & LUBRICANTS - OTHER	\$38,695,165	/ .494%	\$3,582,525	/ .343%
COMMODITY PURCHASING	7307	AIRCRAFT-FUELS AND LUBRICANTS	\$1,094,501	/ .014%	\$22,208	/ .002%
COMMODITY PURCHASING	7308	PROMOTIONAL ITEMS	\$1,006,976	/ .012%	\$389,634	/ .038%
COMMODITY PURCHASING	7310	CHEMICAL AND GASES	\$46,067,295	/ .588%	\$3,839,844	/ .368%
COMMODITY PURCHASING	7312	MEDICAL SUPPLIES	\$246,354,448	/ 3.17%	\$10,641,346	/ 1.02%
COMMODITY PURCHASING	7315	FOOD PURCHASED BY THE STATE	\$33,249,720	/ .432%	\$10,244,484	/ .982%
COMMODITY PURCHASING	7316	FOOD PURCH FOR WARDS OF STATE	\$93,878,068	/ 1.19%	\$2,749,581	/ .268%
COMMODITY PURCHASING	7322	PERSONAL ITEMS-WARDS OF THE STATE	\$5,976,644	/ .076%	\$232,251	/ .022%
COMMODITY PURCHASING	7324	CREDIT CARD PURCH-CLIENTS/WARDS ST.	\$676,756	/ .008%	\$23,440	/ .002%
COMMODITY PURCHASING	7326	SERVICES FOR WARDS OF THE STATE	\$36,412,880	/ .460%	\$1,160,416	/ .110%
COMMODITY PURCHASING	7327	CREDIT CARD PURCH-NON-CAP LT \$5K	\$77,549,758	/ .980%	\$4,644,171	/ .435%
COMMODITY PURCHASING	7328	SUPPLY/MATERIAL-AGRIC,CONST,HARDWARE	\$170,316,604	/ 2.17%	\$9,078,201	/ .870%
COMMODITY PURCHASING	7330	PARTS - FURNISHINGS & EQUIPMT	\$39,078,871	/ .492%	\$6,771,302	/ .653%
COMMODITY PURCHASING	7331	PLANTS	\$2,492,409	/ .031%	\$208,888	/ .020%
COMMODITY PURCHASING	7333	FABRICS AND LINENS	\$4,178,271	/ .053%	\$268,072	/ .024%
COMMODITY PURCHASING	7334	FURNISHING/EQUIP-NOT INVENT/CAPT	\$114,630,088	/ 1.46%	\$14,116,460	/ 1.35%
COMMODITY PURCHASING	7336	COMP PARTS/FURN/EQUIP NOT INVENT/CAP	\$28,360,763	/ .362%	\$6,788,627	/ .651%
BUILDING CONSTRUCTION	7341	CONSTRUCTION OF BUILDINGS	\$684,389,515	/ 8.74%	\$77,610,276	/ 7.43%
SPECIAL TRADE	7343	REMODELING BUILDINGS-ST OWNED	\$96,973,821	/ 1.23%	\$11,890,124	/ 1.14%
SPECIAL TRADE	7344	REMODELING OF BUILDINGS-ST LEASED	\$1,594,730	/ .020%	\$159,121	/ .015%


## SECTION IV - ANALYSIS OF AWARDS BY OBJECT CODE

CATEGORY	OBJECT CODE	DESCRIPTION	TOTAL EXPENDITURES & PERCENTAGE		TOTAL SPENT W/CERTIFIED HUBS & PERCENTAGE	
SPECIAL TRADE	7346	CONSTR/IMPROV-GROUNDS/LAND	\$34,086,653	/ .435%	\$6,761,989	/ .661%
HEAVY CONSTRUCTION	7347	CONSTRUCTION OF HIGHWAYS	\$2,782,256,736	/25.5%	\$366,841,913	/35.1%
HEAVY CONSTRUCTION	7348	CONSTRUCTION OF ROADS	\$698,378	/ .007%	\$68,371	/ .005%
COMMODITY PURCHASING	7351	LEASE/PURCH MTR VEHICLES/PASSGR CARS	\$22,469	/ .000%	\$0	
COMMODITY PURCHASING	7352	LEASE/PURCH OF MTR VEHICLE/OTHER	\$146,883	/ .001%	\$0	
COMMODITY PURCHASING	7371	PURCH MOTOR VEH-PASSENGER CARS	\$3,886,910	/ .045%	\$43,680	/ .004%
COMMODITY PURCHASING	7372	PURCHASE MOTOR VEHICLE-OTHER	\$52,982,280	/ .676%	\$145,750	/ .014%
COMMODITY PURCHASING	7373	PURCH FURNISH/EQUIP-CAPITALIZED	\$237,946,904	/3.03%	\$16,728,622	/1.60%
COMMODITY PURCHASING	7374	PURCH FURNISH/EQUIP-INVEN-NDM-CAP	\$21,059,018	/ .289%	\$4,626,756	/ .434%
COMMODITY PURCHASING	7376	PURCHASE OF AIRCRAFT	\$6,610,573	/ .071%	\$36	/ .000%
COMMODITY PURCHASING	7376	LEASE/PURCHASE-FURNISHINGS & EQUIPMT	\$4,017,780	/ .051%	\$11,923	/ .001%
COMMODITY PURCHASING	7377	COMPUTER EQUIPMENT - INVENTORIED	\$7,840,225	/ .100%	\$3,167,062	/ .303%
COMMODITY PURCHASING	7378	PURCH COMPUTER EQUIP-INVENT-NOT CAPT	\$10,141,761	/ .129%	\$3,879,120	/ .381%
COMMODITY PURCHASING	7379	PURCH OF COMPUTER EQUIP-CAPITALIZED	\$271,757,940	/3.47%	\$83,102,786	/7.97%
COMMODITY PURCHASING	7380	PURCH OF COMPUTER SOFTWARE-NOT CAPT	\$54,839,481	/ .700%	\$34,634,003	/3.30%
COMMODITY PURCHASING	7384	PURCHASE OF ANIMALS-NOT-CAPITALIZED	\$6,057,364	/ .077%	\$43	/ .000%
COMMODITY PURCHASING	7385	LEASE/PURCHASE OF COMPUTER EQUIPMENT	\$5,478,011	/ .069%	\$3,584,708	/ .343%
COMMODITY PURCHASING	7386	PURCHASE OF ANIMALS-CAPITALIZED	\$1,036,982	/ .013%	\$0	
COMMODITY PURCHASING	7387	PURCH OF COMP SOFTWARE-CAPTITALIZED	\$33,616,671	/ .432%	\$4,250,946	/ .407%
COMMODITY PURCHASING	7391	CENTRAL SUPPLY RETAIL STORE	\$2,073,691	/ .026%	\$898,699	/ .088%
COMMODITY PURCHASING	7393	MERCHANDISE PURCH FOR RESALE	\$102,605,969	/1.31%	\$11,653,656	/1.11%
COMMODITY PURCHASING	7394	RAW MATERIAL PURCHASES	\$48,216,308	/ .616%	\$2,015,655	/ .193%
COMMODITY PURCHASING	7408	RENTAL OF FURNISHINGS/EQUIPMT	\$66,936,322	/ .714%	\$484,339	/ .046%
COMMODITY PURCHASING	7411	RENTAL OF COMPUTER EQUIPMENT	\$30,050,446	/ .383%	\$8,322,316	/ .414%
COMMODITY PURCHASING	7415	RENTAL OF COMPUTER SOFTWARE	\$10,254,036	/ .131%	\$122,748	/ .011%
COMMODITY PURCHASING	7442	RENTAL OF MOTOR VEHICLES	\$5,094,187	/ .065%	\$143,977	/ .013%
COMMODITY PURCHASING	7445	RENTAL OF AIRCRAFT	\$2,373,06408		\$0	
COMMODITY PURCHASING	7449	RENTAL OF MARINE EQUIPMENT	\$337,639	/ .004%	\$0	
COMMODITY PURCHASING	7510	TELECOM PARTS & SUPPLIES	\$7,484,088	/ .095%	\$1,498,623	/ .143%

## SECTION IV - ANALYSIS OF AWARDS BY OBJECT CODE

CATEGORY	OBJECT CODE	DESCRIPTION	TOTAL EXPENDITURES & PERCENTAGE		TOTAL SPENT W/CERTIFIED HUBS & PERCENTAGE	
OTHER SERVICES	7514	TELECOMMS-MAINTENANCE & REPAIR	\$11,748,042	/.150%	\$1,490,811	/.143%
OTHER SERVICES	7516	TELECOMMS-OTHER SERV CHARGES	\$10,393,468	/.132%	\$483,905	/.046%
COMMODITY PURCHASING	7517	TELECOMM. EQUIPMENT - INVENTORIED	\$5,822,528	/.074%	\$362,882	/.034%
COMMODITY PURCHASING	7519	LEASE/PURCH TELECOMMUNICATION EQUIP	\$153,308	/.002%	\$164	/.000%
COMMODITY PURCHASING	7520	TELECOMMS-EQUIP PURCH-CAPITALIZED	\$24,530,683	/.313%	\$1,831,770	/.175%
COMMODITY PURCHASING	7522	TELECOMMS-EQUIP RENTAL	\$7,443,221	/.095%	\$184,200	/.017%
COMMODITY PURCHASING	7523	TELECOMM-EQUIP PURCH-INVENTORIED	\$1,942,177	/.024%	\$455,758	/.043%
OTHER SERVICES	7528	WASTE DISPOSAL	\$25,231,808	/.322%	\$528,800	/.050%
TOTAL OF ALL OBJECT CODES			\$7,827,782,858	(100%)	\$1,042,388,607	(100%)

## **SECTION V - GROUP PURCHASING**



Professional Services Unadjusted Goal 20.0%  
506-UT M D ANDERSON CANCER CENTER

FUND TYPE	TOTAL EXPENDITURES	TOTAL SPENT WITH NON-HUBS AMOUNT/%	TOTAL SPENT WITH **ADJ. HUBS 18.1% AMOUNT/%	TOTAL SPENT WITH *OTHER HUBS 1.9% AMOUNT/%	BLACK AMOUNT/%	**ADJUSTED HUB GOAL 18.1% HISPANIC AMOUNT/%	WOMAN AMOUNT/%	*OTHER HUB GOAL 1.9% ASIAN PACIFIC AMOUNT/%	NATIVE AMERICAN AMOUNT/%
G	\$47,516	\$47,516/100 %							

Professional Services Unadjusted Goal 20.0%  
723-UT MEDICAL BRANCH AT GALVESTON

FUND TYPE	TOTAL EXPENDITURES	TOTAL SPENT WITH NON-HUBS AMOUNT/%	TOTAL SPENT WITH **ADJ. HUBS 18.1% AMOUNT/%	TOTAL SPENT WITH *OTHER HUBS 1.9% AMOUNT/%	BLACK AMOUNT/%	**ADJUSTED HUB GOAL 18.1% HISPANIC AMOUNT/%	WOMAN AMOUNT/%	*OTHER HUB GOAL 1.9% ASIAN PACIFIC AMOUNT/%	NATIVE AMERICAN AMOUNT/%
G	\$725	\$725/100 %							

Professional Services Unadjusted Goal 20.0%  
785-UNIV OF TEXAS HEALTH CENTER AT TYLER

FUND TYPE	TOTAL EXPENDITURES	TOTAL SPENT WITH NON-HUBS AMOUNT/%	TOTAL SPENT WITH **ADJ. HUBS 18.1% AMOUNT/%	TOTAL SPENT WITH *OTHER HUBS 1.9% AMOUNT/%	BLACK AMOUNT/%	**ADJUSTED HUB GOAL 18.1% HISPANIC AMOUNT/%	WOMAN AMOUNT/%	*OTHER HUB GOAL 1.9% ASIAN PACIFIC AMOUNT/%	NATIVE AMERICAN AMOUNT/%
G	\$185,880	\$185,880/100 %							

Professional Services Statewide Group Purchasing Goal is 20.0%

FUND TYPE	TOTAL EXPENDITURES	TOTAL SPENT WITH NON-HUBS AMOUNT/%	TOTAL SPENT WITH **ADJ. HUBS 18.1% AMOUNT/%	TOTAL SPENT WITH *OTHER HUBS 1.9% AMOUNT/%	BLACK AMOUNT/%	**ADJUSTED HUB GOAL 18.1% HISPANIC AMOUNT/%	WOMAN AMOUNT/%	*OTHER HUB GOAL 1.9% ASIAN PACIFIC AMOUNT/%	NATIVE AMERICAN AMOUNT/%
G	\$234,222	\$234,222/100 %							

Other Services Unadjusted Goal is 33.0%  
506-UT M D ANDERSON CANCER CENTER

FUND TYPE	TOTAL EXPENDITURES	TOTAL SPENT WITH NON-HUBS AMOUNT/%	TOTAL SPENT WITH **ADJ. HUBS 33.0% AMOUNT/%	ASIAN PACIFIC AMOUNT/%	BLACK AMOUNT/%	**ADJUSTED HUB GOAL 33.0% HISPANIC AMOUNT/%	NATIVE AMERICAN AMOUNT/%	WOMAN AMOUNT/%
G	\$2,440,678	\$2,432,236/99.6%	\$8,439/.345%					\$8,439/.345%

Other Services Unadjusted Goal is 33.0%  
723-UT MEDICAL BRANCH AT GALVESTON

FUND TYPE	TOTAL EXPENDITURES	TOTAL SPENT WITH NON-HUBS AMOUNT/%	TOTAL SPENT WITH **ADJ. HUBS 33.0% AMOUNT/%	ASIAN PACIFIC AMOUNT/%	BLACK AMOUNT/%	**ADJUSTED HUB GOAL 33.0% HISPANIC AMOUNT/%	NATIVE AMERICAN AMOUNT/%	WOMAN AMOUNT/%
G	\$1,527,018	\$1,528,981/99.9%	\$24/.001%					\$24/.001%

Other Services Unadjusted Goal is 33.0%  
752-UNIVERSITY OF NORTH TEXAS

FUND TYPE	TOTAL EXPENDITURES	TOTAL SPENT WITH NON-HUBS AMOUNT/%	TOTAL SPENT WITH **ADJ. HUBS 33.0% AMOUNT/%	ASIAN PACIFIC AMOUNT/%	BLACK AMOUNT/%	**ADJUSTED HUB GOAL 33.0% HISPANIC AMOUNT/%	NATIVE AMERICAN AMOUNT/%	WOMAN AMOUNT/%
G	\$14,500	\$14,500/100 %						

Other Services Unadjusted Goal is 33.0%  
785-UNIV OF TEXAS HEALTH CENTER AT TYLER

FUND TYPE	TOTAL EXPENDITURES	TOTAL SPENT WITH NON-HUBS AMOUNT/%	TOTAL SPENT WITH **ADJ. HUBS 33.0% AMOUNT/%	ASIAN PACIFIC AMOUNT/%	BLACK AMOUNT/%	**ADJUSTED HUB GOAL 33.0% HISPANIC AMOUNT/%	NATIVE AMERICAN AMOUNT/%	WOMAN AMOUNT/%
G	\$75,570	\$75,570/100 %						

Other Services Statewide Group Purchasing Goal is 33.0%

FUND TYPE	TOTAL EXPENDITURES	TOTAL SPENT WITH NON-HUBS AMOUNT/%	TOTAL SPENT WITH **ADJ. HUBS 33.0% AMOUNT/%	ASIAN PACIFIC AMOUNT/%	BLACK AMOUNT/%	**ADJUSTED HUB GOAL 33.0% HISPANIC AMOUNT/%	NATIVE AMERICAN AMOUNT/%	WOMAN AMOUNT/%
G	\$1,166,000	\$1,166,000/100 %	\$324/.028%					\$324/.028%



Commodity Purchasing Unadjusted Goal is 12.6%  
506-UT M D ANDERSON CANCER CENTER

FUND TYPE	TOTAL EXPENDITURES	TOTAL SPENT WITH NON-HUBS AMOUNT/%	TOTAL SPENT WITH **ADJ. HUBS 11.5% AMOUNT/%	TOTAL SPENT WITH *OTHER HUBS 1.1% AMOUNT/%	BLACK AMOUNT/%	**ADJUSTED HUB GOAL 11.5% HISPANIC AMOUNT/%	WOMAN AMOUNT/%	*OTHER HUB GOAL 1.1% ASIAN PACIFIC AMOUNT/%	NATIVE AMERICAN AMOUNT/%
G	\$14,780,915	\$14,879,400/89.3%	\$101,514/.686%		\$334/.005%	\$1,258/.008%	\$89,421/.672%		

Commodity Purchasing Unadjusted Goal is 12.6%  
723-UT MEDICAL BRANCH AT GALVESTON

FUND TYPE	TOTAL EXPENDITURES	TOTAL SPENT WITH NON-HUBS AMOUNT/%	TOTAL SPENT WITH **ADJ. HUBS 11.5% AMOUNT/%	TOTAL SPENT WITH *OTHER HUBS 1.1% AMOUNT/%	BLACK AMOUNT/%	**ADJUSTED HUB GOAL 11.5% HISPANIC AMOUNT/%	WOMAN AMOUNT/%	*OTHER HUB GOAL 1.1% ASIAN PACIFIC AMOUNT/%	NATIVE AMERICAN AMOUNT/%
G	\$93,760,367	\$81,039,851/86.4%	\$12,723,415/13.5%		\$12,347,881/13.1%	\$51,202/.054%	\$324,322/.346%		

Commodity Purchasing Unadjusted Goal is 12.6%  
729-UT SOUTHWESTERN MEDICAL CTR/DALLAS

FUND TYPE	TOTAL EXPENDITURES	TOTAL SPENT WITH NON-HUBS AMOUNT/%	TOTAL SPENT WITH **ADJ. HUBS 11.5% AMOUNT/%	TOTAL SPENT WITH *OTHER HUBS 1.1% AMOUNT/%	BLACK AMOUNT/%	**ADJUSTED HUB GOAL 11.5% HISPANIC AMOUNT/%	WOMAN AMOUNT/%	*OTHER HUB GOAL 1.1% ASIAN PACIFIC AMOUNT/%	NATIVE AMERICAN AMOUNT/%
G	\$4,397,889	\$4,397,889/100%							

Commodity Purchasing Unadjusted Goal is 12.6%  
762-UNIVERSITY OF NORTH TEXAS

FUND TYPE	TOTAL EXPENDITURES	TOTAL SPENT WITH NON-HUBS AMOUNT/%	TOTAL SPENT WITH **ADJ. HUBS 11.5% AMOUNT/%	TOTAL SPENT WITH *OTHER HUBS 1.1% AMOUNT/%	BLACK AMOUNT/%	**ADJUSTED HUB GOAL 11.5% HISPANIC AMOUNT/%	WOMAN AMOUNT/%	*OTHER HUB GOAL 1.1% ASIAN PACIFIC AMOUNT/%	NATIVE AMERICAN AMOUNT/%
G	\$847,885	\$847,885/100%							

Commodity Purchasing Unadjusted Goal is 12.6%  
766-STEPHEN F AUSTIN STATE UNIVERSITY

FUND TYPE	TOTAL EXPENDITURES	TOTAL SPENT WITH NON-HUBS AMOUNT/%	TOTAL SPENT WITH **ADJ. HUBS 11.5% AMOUNT/%	TOTAL SPENT WITH *OTHER HUBS 1.1% AMOUNT/%	BLACK AMOUNT/%	**ADJUSTED HUB GOAL 11.5% HISPANIC AMOUNT/%	WOMAN AMOUNT/%	*OTHER HUB GOAL 1.1% ASIAN PACIFIC AMOUNT/%	NATIVE AMERICAN AMOUNT/%
G	\$488,788	\$488,788/100%							

Commodity Purchasing Unadjusted Goal is 12.6%  
785-UNIV OF TEXAS HEALTH CENTER AT TYLER

FUND TYPE	TOTAL EXPENDITURES	TOTAL SPENT WITH NON-HUBS AMOUNT/%	TOTAL SPENT WITH **ADJ. HUBS 11.5% AMOUNT/%	TOTAL SPENT WITH *OTHER HUBS 1.1% AMOUNT/%	BLACK AMOUNT/%	**ADJUSTED HUB GOAL 11.5% HISPANIC AMOUNT/%	WOMAN AMOUNT/%	*OTHER HUB GOAL 1.1% ASIAN PACIFIC AMOUNT/%	NATIVE AMERICAN AMOUNT/%
G	\$8,107,912	\$8,107,912/100%							

Commodity Purchasing Statewide Group Purchasing Goal is 12.6%

FUND TYPE	TOTAL EXPENDITURES	TOTAL SPENT WITH NON-HUBS AMOUNT/%	TOTAL SPENT WITH **ADJ. HUBS 11.5% AMOUNT/%	TOTAL SPENT WITH *OTHER HUBS 1.1% AMOUNT/%	BLACK AMOUNT/%	**ADJUSTED HUB GOAL 11.5% HISPANIC AMOUNT/%	WOMAN AMOUNT/%	*OTHER HUB GOAL 1.1% ASIAN PACIFIC AMOUNT/%	NATIVE AMERICAN AMOUNT/%
G	\$123,381,746	\$110,556,817/89.6%	\$12,824,930/10.3%		\$12,348,728/10.0%	\$52,460/.042%	\$423,744/.343%		

**SECTION VI - PURCHASES AWARDED AND MANAGED BY GSC**

**(A) CENTRAL PROCUREMENT SERVICES**

**(B) DESIGN AND CONSTRUCTION**



SECTION VI - PURCHASES AWARDED AND MANAGED BY GSC

\*\*\*\*\* CENTRAL PROCUREMENT SERVICES \*\*\*\*\*

	TOTAL PURCHASES	TOTAL WITH CERTIFIED HUB'S AMOUNT/PERCENT	ASIAN PACIFIC AMOUNT/PERCENT	BLACK AMOUNT/PERCENT	HISPANIC AMOUNT/PERCENT	NATIVE AMERICAN AMOUNT/PERCENT	WOMEN AMOUNT(PERCENT)
GSC - OPEN MARKET (PO'S ISSUED)	\$292,758,922	\$16,801,829/5.73%	\$677,161/.231%	\$1,787,843/.614%	\$1,052,353/.359%	\$105,744/.036%	\$13,188,476/4.49%

GSC - TERM CONTRACTS (PAYMENTS MADE)-Heavy Construction Unadjusted Goal is 11.9%.9%

FUND TYPE	TOTAL EXPENDITURES	TOTAL SPENT WITH NON-HUBS AMOUNT/%	TOTAL SPENT WITH **ADJ. HUBS 6.6% AMOUNT/%	TOTAL SPENT WITH *OTHER HUBS 5.3% AMOUNT/%	ASIAN PACIFIC AMOUNT/%	**ADJUSTED HUB GOAL 8.6% BLACK AMOUNT/%	HISPANIC AMOUNT/%	NATIVE AMERICAN AMOUNT/%	*OTHER HUB GOAL 5.3% WOMAN AMOUNT/%
TC	\$348,667	\$348,667/100%							

GSC - TERM CONTRACTS (PAYMENTS MADE)-Building Construction Unadjusted Goal is 26.1%.1%

FUND TYPE	TOTAL EXPENDITURES	TOTAL SPENT WITH NON-HUBS AMOUNT/%	TOTAL SPENT WITH **ADJ. HUBS 25.1% AMOUNT/%	TOTAL SPENT WITH *OTHER HUBS 1.0% AMOUNT/%	BLACK AMOUNT/%	**ADJUSTED HUB GOAL 25.1% HISPANIC AMOUNT/%	WOMAN AMOUNT/%	*OTHER HUB GOAL 1.0% ASIAN PACIFIC AMOUNT/%	NATIVE AMERICAN AMOUNT/%
TC	\$283,212	\$283,690/86.0%	\$38,478/13.8%	\$43/.015%		\$7,459/2.63%	\$32,018/11.3%		\$43/.015%

GSC - TERM CONTRACTS (PAYMENTS MADE)-Special Trade Unadjusted Goal is 57.2%.2%

FUND TYPE	TOTAL EXPENDITURES	TOTAL SPENT WITH NON-HUBS AMOUNT/%	TOTAL SPENT WITH **ADJ. HUBS 47.0% AMOUNT/%	TOTAL SPENT WITH *OTHER HUBS 10.2% AMOUNT/%	BLACK AMOUNT/%	**ADJUSTED HUB GOAL 47.0% HISPANIC AMOUNT/%	ASIAN PACIFIC AMOUNT/%	*OTHER HUB GOAL 10.2% NATIVE AMERICAN AMOUNT/%	WOMAN AMOUNT/%
TC	\$2,748,502	\$799,761/29.0%	\$1,814,106/58.7%	\$334,535/12.1%		\$1,614,106/58.7%	\$3,865/.133%	\$154/.065%	\$330,815/12.0%

GSC - TERM CONTRACTS (PAYMENTS MADE)-Professional Services Unadjusted Goal is 20.0%

FUND TYPE	TOTAL EXPENDITURES	TOTAL SPENT WITH NON-HUBS AMOUNT/%	TOTAL SPENT WITH **ADJ. HUBS 18.1% AMOUNT/%	TOTAL SPENT WITH *OTHER HUBS 1.9% AMOUNT/%	BLACK AMOUNT/%	**ADJUSTED HUB GOAL 18.1% HISPANIC AMOUNT/%	WOMAN AMOUNT/%	*OTHER HUB GOAL 1.9% ASIAN PACIFIC AMOUNT/%	NATIVE AMERICAN AMOUNT/%
TC	\$242,408	\$240,210/99.0%	\$2,198/.906%				\$2,198/.906%		

GSC - TERM CONTRACTS (PAYMENTS MADE)-Other Services Unadjusted Goal is 33.0%

FUND TYPE	TOTAL EXPENDITURES	TOTAL SPENT WITH NON-HUBS AMOUNT/%	TOTAL SPENT WITH **ADJ. HUBS 33.0% AMOUNT/%	ASIAN PACIFIC AMOUNT/%	BLACK AMOUNT/%	**ADJUSTED HUB GOAL 33.0% HISPANIC AMOUNT/%	NATIVE AMERICAN AMOUNT/%	WOMAN AMOUNT/%
TC	\$21,842,427	\$21,480,881/98.2%	\$361,765/1.74%	\$17,828/.081%	\$38,283/.176%	\$118,458/.562%	\$876/.004%	\$206,321/.944%

GSC - TERM CONTRACTS (PAYMENTS MADE)-Commodity Purchasing Unadjusted Goal is 12.5%

FUND TYPE	TOTAL EXPENDITURES	TOTAL SPENT WITH NON-HUBS AMOUNT/%	TOTAL SPENT WITH **ADJ. HUBS 11.5% AMOUNT/%	TOTAL SPENT WITH *OTHER HUBS 1.1% AMOUNT/%	BLACK AMOUNT/%	**ADJUSTED HUB GOAL 11.5% HISPANIC AMOUNT/%	WOMAN AMOUNT/%	*OTHER HUB GOAL 1.1% ASIAN PACIFIC AMOUNT/%	NATIVE AMERICAN AMOUNT/%
TC	\$258,436,122	\$240,442,716/93.0%	\$18,958,788/6.56%	\$1,016,638/.393%	\$941,403/.364%	\$7,420,741/2.87%	\$8,684,623/3.32%	\$832,538/.360%	\$84,086/.032%

SECTION VI - PURCHASES AWARDED AND MANAGED BY G S C

\*\*\*\*\* DESIGN AND CONSTRUCTION DIVISION \*\*\*\*\*

G S C ARCHITECTURAL AND ENGINEERING PROJECTS - Professional Services Unadjusted Goal is 20.0%

FUND TYPE	TOTAL EXPENDITURES	TOTAL SPENT WITH NON-HUBS AMOUNT/%	TOTAL SPENT WITH **ADJ. HUBS 18.1% AMOUNT/%	TOTAL SPENT WITH *OTHER HUBS 1.3% AMOUNT/%	BLACK AMOUNT/%	HISPANIC AMOUNT/%	WOMAN AMOUNT/%	*OTHER HUB GOAL 1.9% ASIAN PACIFIC AMOUNT/%	NATIVE AMERICAN AMOUNT/%
T	\$382,764	\$290,806/75.3%	\$91,960/24.0%			\$91,960/24.0%			
S	***	***	\$148,663/32.4%	\$24,833/6.48%		\$69,863/18.2%	\$78,800/20.5%	\$24,833/6.48%	
C	\$382,764	\$290,806/75.3%	\$240,824/62.8%	\$24,833/6.48%		\$161,823/42.2%	\$78,800/20.5%	\$24,833/6.48%	

G S C ARCHITECTURAL AND ENGINEERING PROJECTS - Other Services Unadjusted Goal is 33.0%

FUND TYPE	TOTAL EXPENDITURES	TOTAL SPENT WITH NON-HUBS AMOUNT/%	TOTAL SPENT WITH **ADJ. HUBS 32.0% AMOUNT/%	ASIAN PACIFIC AMOUNT/%	BLACK AMOUNT/%	HISPANIC AMOUNT/%	NATIVE AMERICAN AMOUNT/%	WOMAN AMOUNT/%
T	\$2,268,389	\$2,268,238/99.9%	\$150/.008%		\$1,294			\$1,445/.063%

G S C CONSTRUCTION PROJECTS - Building Construction Unadjusted Goal is 26.1%

FUND TYPE	TOTAL EXPENDITURES	TOTAL SPENT WITH NON-HUBS AMOUNT/%	TOTAL SPENT WITH **ADJ. HUBS 25.1% AMOUNT/%	TOTAL SPENT WITH *OTHER HUBS 1.0% AMOUNT/%	BLACK AMOUNT/%	HISPANIC AMOUNT/%	WOMAN AMOUNT/%	*OTHER HUB GOAL 1.0% ASIAN PACIFIC AMOUNT/%	NATIVE AMERICAN AMOUNT/%
T	\$41,037,242	\$35,010,417/85.3%	\$6,026,825/14.6%		\$85,828/.233%	\$5,336,189/13.0%	\$594,689/1.44%		
S	***	***	\$1,058,211/2.57%	\$69,647/.169%	\$27,464/.081%	\$491,188/1.19%	\$529,548/1.29%	\$69,647/.169%	
C	\$41,037,242	\$35,010,417/85.3%	\$7,085,037/17.2%	\$69,647/.169%	\$132,390/.325%	\$5,827,398/14.2%	\$1,124,246/2.73%	\$69,647/.169%	

G S C CONSTRUCTION PROJECTS - Special Trade Unadjusted Goal is 57.2%

FUND TYPE	TOTAL EXPENDITURES	TOTAL SPENT WITH NON-HUBS AMOUNT/%	TOTAL SPENT WITH **ADJ. HUBS 47.0% AMOUNT/%	TOTAL SPENT WITH *OTHER HUBS 10.2% AMOUNT/%	**ADJUSTED HUB GOAL 47.0% BLACK AMOUNT/%	HISPANIC AMOUNT/%	ASIAN PACIFIC AMOUNT/%	*OTHER HUB GOAL 10.2% NATIVE AMERICAN AMOUNT/%	WOMAN AMOUNT/%
T	\$4,809,391	\$3,847,460/78.3%	\$279,800/5.70%	\$782,040/16.9%	\$27,683/.767%	\$242,217/4.93%			\$782,040/16.8%

G S C CONSTRUCTION PROJECTS - Other Services Unadjusted Goal is 33.0%

FUND TYPE	TOTAL EXPENDITURES	TOTAL SPENT WITH NON-HUBS AMOUNT/%	TOTAL SPENT WITH **ADJ. HUBS 33.0% AMOUNT/%	ASIAN PACIFIC AMOUNT/%	BLACK AMOUNT/%	HISPANIC AMOUNT/%	NATIVE AMERICAN AMOUNT/%	WOMAN AMOUNT/%
T	\$305,347	\$111,062/36.3%	\$194,284/63.6%		\$888/.218%	\$1,726/.565%		\$191,900/62.8%

**SECTION VII - AGENCIES' EXPENDITURE SUMMARY DATA**

**(A) LIST BY AGENCY NAME**

**(B) LIST BY AGENCY NUMBER**

**(C) SUMMARY DATA PAGES (218 REPORTING AGENCIES)**



01	ADJUTANT GENERAL	327	EMPLOYEES RETIREMENT SYSTEM	809	STATE PRESERVATION BOARD	717	TEXAS SOUTHERN UNIVERSITY
02	ALCOHOLIC BEVERAGE COMMISSION	533	EXEC CNCL OF PHYSICAL & OCC THERAPY	312	STATE SECURITIES BOARD	719	TEXAS STATE TECHNICAL COLLEGE SYSTEM
03	ANGELO STATE UNIVERSITY	325	FIREMEN'S PENSION COMMISSION	758	STEPHEN F AUSTIN STATE UNIVERSITY	472	TEXAS STRUCTURAL PEST CONTROL BOARD
04	AUSTIN STATE HOSPITAL [SEE #655-J]	311	FISCAL REPORTING - TREASURY	758	SUL ROSS STATE UNIVERSITY	733	TEXAS TECH UNIVERSITY
05	BAYLOR COLLEGE OF DENTISTRY	305	GENERAL LAND OFFICE	118	SUNSET ADVISORY COMMISSION	315	TEXAS TOMORROW FUND
06	BEAUMONT STATE CENTER [SEE #655]	303	GENERAL SERVICES COMMISSION	201	SUPREME COURT	727	TEXAS TRANSPORTATION INSTITUTE
07	BOARD OF BARBER EXAMINERS	529	HEALTH & HUMAN SERVICES COMMISSION	767	SW COLLEGIATE INSTITUTE FOR THE DEAF	403	TEXAS VETERANS COMMISSION
08	BOARD OF CHIROPRACTIC EXAMINERS	384	HEALTH PROFESSIONS COUNCIL	713	TARLETON STATE UNIVERSITY	580	TEXAS WATER DEVELOPMENT BOARD
09	BOARD OF DENTAL EXAMINERS	102	HOUSE OF REPRESENTATIVES	897	TDJ PAROLE DIVISION [SEE #688-2]	731	TEXAS WOMAN'S UNIVERSITY
10	BOARD OF EXAMINERS OF PSYCHOLOGISTS	789	LAMAR INSTITUTE OF TECHNOLOGY	323	TEACHER RETIREMENT SYSTEM	453	TEXAS WORKERS' COMPENSATION COMM
11	BOARD OF LAW EXAMINERS	788	LAMAR STATE COLLEGE - FORT ARTHUR	387	TELECOMM INFRASTRUCTURE FUND	320	TEXAS WORKFORCE COMMISSION
12	BOARD OF NURSE EXAMINERS	787	LAMAR STATE COLLEGE - ORANGE	761	TEXAS A & M INTN'L UNIVERSITY	894	TEXAS YOUTH COMMISSION
13	BOARD OF PHARMACY	734	LAMAR UNIVERSITY - BEAUMONT	760	TEXAS A & M UNIV - CORPUS CHRISTI	708	TX A&M UNIV SYSTEM HEALTH SCIENCE CT
14	BOARD OF PLUMBING EXAMINERS	999	LAREDO STATE CENTER [SEE #666]	718	TEXAS A & M UNIVERSITY AT GALVESTON	459	TX BOARD OF ARCHITECTURAL EXAMINERS
15	BOARD OF TAX PROFESSIONAL EXAMINERS	104	LEGISLATIVE BUDGET BOARD	732	TEXAS A & M UNIVERSITY - KINGSVILLE	336	TX COMM FOR DEAF & HARD OF HEARING
16	BOARD OF VETERINARY MED EXAMINERS	105	LEGISLATIVE REFERENCE LIBRARY	764	TEXAS A & M UNIVERSITY - TEXARKANA	411	TX COMMISSION OF FIRE PROTECTION
17	BOARD OF VOCATIONAL NURSE EXAMINERS	851	LOWER COLORADO RIVER AUTHORITY	711	TEXAS A & M UNIVERSITY [MAIN UNIV]	866	TX DEPT MENTAL HEALTH/RETARDATION
18	CANADIAN RIVER COMMISSION	735	MIDWESTERN STATE UNIVERSITY	751	TEXAS A & M UNIVERSITY - COMMERCE	332	TX DEPT OF HOUSING & COMM AFFAIRS
19	CHILDREN'S TRUST FUND OF TX COUNCIL	212	OFFICE OF COURT ADMINISTRATION	710	TEXAS A & M UNIVERSITY SYSTEM	712	TX ENGINEERING EXPERIMENT STATION
20	COMM/STATE EMERGENCY COMMUNICATION	359	OFFICE OF PUBLIC INSURANCE COUNSEL	354	TEXAS AEROSPACE COMMISSION	781	TX HIGHER EDUCATION COORD BOARD
21	COMMISSION ON HUMAN RIGHTS	476	OFFICE OF PUBLIC UTILITY COUNSEL	555	TEXAS AGRICULTURAL EXTENSION SERVS	526	TX LOW-LEVEL RAD WAST DISPOSAL AUTH
22	COMMISSION ON JAIL STANDARDS	213	OFFICE OF STATE PROSECUTING ATTORNEY	556	TEXAS AGRICULTURAL EXPERIMENT STAT	503	TX STATE BOARD OF MEDICAL EXAMINERS
23	COMMISSION ON JUDICIAL CONDUCT	333	OFFICE OF STATE-FEDERAL RELATIONS	664	TEXAS ANIMAL HEALTH COMMISSION	512	TX STATE BOARD OF PODIATRIC MED EXAM
24	COMMISSION ON LAW ENFORCEMENT	302	OFFICE OF THE ATTORNEY GENERAL	484	TEXAS BOARD OF LAND SURVEYING	306	TX STATE LIBRARY & ARCHIVES COMM
25	COMMISSION ON PRIVATE SECURITY	301	OFFICE OF THE GOVERNOR - EXECUTIVE	460	TEXAS BOARD OF PROFESSIONAL ENGINEER	758	TX STATE UNIV SYST BOARD OF REGENTS
26	COMMISSION ON UNIFORM STATE LAWS	300	OFFICE OF THE GOVERNOR - FISCAL	352	TEXAS BOND REVIEW BOARD	739	TX TECH UNIV HEALTH SCIENCES CENTER
27	COMPTROLLER / FISCAL	514	OPTOMETRY BOARD	527	TEXAS CANCER COUNCIL	557	TX VETERINARY MED DIAGNOSTIC LAB
28	COMPTROLLER OF PUBLIC ACCOUNTS	802	PARKS AND WILDLIFE DEPARTMENT	517	TEXAS COMM ON ALCOHOL & DRUG ABUSE	577	TX WILDLIFE DAMAGE MGMT SERVICE
29	CONSUMER CREDIT COMMISSIONER	599	PECOS RIVER COMPACT COMMISSION	318	TEXAS COMMISSION FOR THE BLIND	742	UNIV OF TEX OF THE PERMIAN BASIN
30	COSMETOLOGY COMMISSION	474	POLYGRAPH EXAMINERS BOARD	812	TEXAS COMMISSION ON THE ARTS	785	UNIV OF TEXAS HEALTH CENTER AT TYLER
31	COUNCIL ON EARLY CHILDHOOD INTERVENT	716	PRAIRIE VIEW A & M UNIVERSITY	801	TEXAS DEPARTMENT OF TRANSPORTATION	783	UNIVERSITY OF HOUSTON / SYSTEM
32	COURT OF APPEALS - ELEVENTH COURT	473	PUBLIC UTILITIES COMMISSION OF TEXAS	501	TEXAS DEPARTMENT OF HEALTH	766	UNIVERSITY OF HOUSTON - VICTORIA
33	COURT OF APPEALS - EIGHTH COURT	466	RAILROAD COMMISSION	484	TEXAS DEPARTMENT OF INSURANCE	730	UNIVERSITY OF HOUSTON
34	COURT OF APPEALS - FIRST COURT	328	REAL ESTATE COMMISSION	340	TEXAS DEPARTMENT ON AGING	784	UNIVERSITY OF HOUSTON - DOWNTOWN
35	COURT OF APPEALS - FOURTEENTH COURT	698	RED RIVER COMPACT COMMISSION	466	TEXAS DEPT OF COMMERCE [SEE #480]	759	UNIVERSITY OF HOUSTON - CLEAR LAKE
36	COURT OF APPEALS - FIFTH COURT	478	RESEARCH & OVERSIGHT WORKERS' COUNCIL	898	TEXAS DEPT OF CRIMINAL JUSTICE	752	UNIVERSITY OF NORTH TEXAS
37	COURT OF APPEALS - FOURTH COURT	679	RIO GRANDE COMPACT COMMISSION	480	TEXAS DEPT OF ECONOMIC DEVELOPMENT	724	UNIVERSITY OF TEXAS AT EL PASO
38	COURT OF APPEALS - NINTH COURT	753	SAM HOUSTON STATE UNIVERSITY	701	TEXAS EDUCATION AGENCY	747	UNIVERSITY OF TEXAS AT BROWNSVILLE
39	COURT OF APPEALS - SECOND COURT	490	SAVINGS AND LOAN DEPARTMENT	716	TEXAS ENGINEERING EXTENSION SERVICE	743	UNIVERSITY OF TEXAS AT SAN ANTONIO
40	COURT OF APPEALS - SEVENTH COURT	772	SCHOOL FOR THE DEAF	356	TEXAS ETHICS COMMISSION	721	UNIVERSITY OF TEXAS AT AUSTIN
41	COURT OF APPEALS - SIXTH COURT	771	SCHOOL/BLIND AND VISUALLY IMPAIRED	904	TEXAS FOOD AND FIBERS COMMISSION	738	UNIVERSITY OF TEXAS - PAN AMERICAN
42	COURT OF APPEALS - THIRTEENTH COURT	307	SECRETARY OF STATE	678	TEXAS FOREST SERVICE	750	UNIVERSITY OF TEXAS AT TYLER
43	COURT OF APPEALS - TWELFTH COURT	592	SOIL & WATER CONSERVATION BOARD	512	TEXAS FUNERAL SERVICE COMMISSION	738	UNIVERSITY OF TEXAS AT DALLAS
44	COURT OF APPEALS - THIRD COURT	754	SOUTHWEST TEXAS STATE UNIVERSITY	317	TEXAS GENERAL LAND OFFICE - FISCAL	714	UNIVERSITY OF TEXAS AT ARLINGTON
45	COURT OF APPEALS - TENTH COURT	342	STATE AIRCRAFT POOLING BOARD	008	TEXAS HEALTHY KIDS CORPORATION	720	UNIVERSITY OF TEXAS SYSTEM
46	COURT OF CRIMINAL APPEALS	304	STATE AUDITOR	608	TEXAS HISTORICAL COMMISSION	783	UNT HEALTH SCIENCE CTR AT FORT WORTH
47	COURT REPORTER CERTIFICATION BOARD	202	STATE BAR OF TEXAS	353	TEXAS INCENTIVE & PRODUCTIVITY COMM.	744	UT HEALTH SCIENCE CENTER - HOUSTON
48	CREDIT UNION DEPARTMENT	705	STATE BOARD FOR EDUCAT CERT[SEE#701]	666	TEXAS JUVENILE PROBATION COMMISSION	745	UT HEALTH SCIENCE CENTER-SAN ANTONIO
49	CRIMINAL JUSTICE POLICY COUNCIL	703	STATE BOARD OF EDUCATOR [SEE #705]	103	TEXAS LEGISLATIVE COUNCIL	508	UT M D ANDERSON CANCER CENTER
50	DEPARTMENT OF AGRICULTURE	457	STATE BOARD OF PUBLIC ACCOUNTANCY	382	TEXAS LOTTERY COMMISSION	723	UT MEDICAL BRANCH AT GALVESTON
51	DEPARTMENT OF BANKING	907	STATE ENERGY CONSERVATION OFFICE	406	TEXAS MILITARY FACILITIES COMMISSION	729	UT SOUTHWESTERN MEDICAL CTR/DALLAS
52	DEPARTMENT OF HUMAN SERVICES	449	STATE FINANCE COMMISSION	582	TEXAS NATURAL RESOURCE CONSERV COMM	757	WEST TEXAS A & M UNIVERSITY
53	DEPARTMENT OF INFORMATION RESOURCES	243	STATE LAW LIBRARY	247	TEXAS PUBLIC FINANCE AUTHORITY		
54	DEPARTMENT OF PUBLIC SAFETY	380	STATE OPC OF ADMINISTRATIVE HEARINGS	476	TEXAS RACING COMMISSION		
55	DEPT OF LICENSING & REGULATION	478	STATE OFFICE OF RISK MANAGEMENT	320	TEXAS REHABILITATION COMMISSION		
56	DEPT OF PROTECTIVE & REGULATORY SVCS	338	STATE PENSION REVIEW BOARD	101	TEXAS SENATE		



## TEXAS HISTORICALLY UNDERUTILIZED BUSINESS (HUB) REPORT/AGENCY LIST SORTED BY AGENCY NUMBER

08	TEXAS HEALTHY KIDS CORPORATION	337	BOARD OF TAX PROFESSIONAL EXAMINERS	507	BOARD OF NURSE EXAMINERS	724	UNIVERSITY OF TEXAS AT EL PASO
09	TEXAS SENATE	338	STATE PENSION REVIEW BOARD	608	BOARD OF CHIROPRACTIC EXAMINERS	727	TEXAS TRANSPORTATION INSTITUTE
10	HOUSE OF REPRESENTATIVES	340	TEXAS DEPARTMENT ON AGING	611	BOARD OF VOCATIONAL NURSE EXAMINERS	729	UT SOUTHWESTERN MEDICAL CTR/DALLAS
11	TEXAS LEGISLATIVE COUNCIL	342	STATE AIRCRAFT POOLING BOARD	612	TX STATE BOARD OF PODIATRIC MED EXAM	730	UNIVERSITY OF HOUSTON
12	LEGISLATIVE BUDGET BOARD	344	COMMISSION ON HUMAN RIGHTS	613	TEXAS FUNERAL SERVICE COMMISSION	731	TEXAS WOMAN'S UNIVERSITY
13	LEGISLATIVE REFERENCE LIBRARY	347	TEXAS PUBLIC FINANCE AUTHORITY	614	OPTOMETRY BOARD	732	TEXAS A & M UNIVERSITY - KINGSVILLE
14	COMMISSION ON UNIFORM STATE LAWS	352	TEXAS BOND REVIEW BOARD	616	BOARD OF PHARMACY	733	TEXAS TECH UNIVERSITY
15	SUNSET ADVISORY COMMISSION	353	TEXAS INCENTIVE & PRODUCTIVITY COMM.	617	TEXAS COMM ON ALCOHOL & DRUG ABUSE	734	LAMAR UNIVERSITY - BEAUMONT
16	SUPREME COURT	354	TEXAS AEROSPACE COMMISSION	620	BOARD OF EXAMINERS OF PSYCHOLOGISTS	735	MIDWESTERN STATE UNIVERSITY
17	STATE BAR OF TEXAS	355	CHILDREN'S TRUST FUND OF TX COUNCIL	626	TX LOW-LEVEL RAD WAST DISPOSAL AUTH	736	UNIVERSITY OF TEXAS - PAN AMERICAN
18	BOARD OF LAW EXAMINERS	356	TEXAS ETHICS COMMISSION	627	TEXAS CANCER COUNCIL	737	ANGELO STATE UNIVERSITY
19	COURT REPORTER CERTIFICATION BOARD	358	OFFICE OF PUBLIC INSURANCE COUNSEL	629	HEALTH & HUMAN SERVICES COMMISSION	738	UNIVERSITY OF TEXAS AT DALLAS
20	COURT OF CRIMINAL APPEALS	360	STATE OFC OF ADMINISTRATIVE HEARINGS	630	DEPT OF PROTECTIVE & REGULATORY SVCS	739	TX TECH UNIV HEALTH SCIENCES CENTER
21	OFFICE OF COURT ADMINISTRATION	362	TEXAS LOTTERY COMMISSION	632	COUNCIL ON EARLY CHILDHOOD INTERVENT	742	UNIV OF TEX OF THE PERMIAN BASIN
22	OFFICE OF STATE PROSECUTING ATTORNEY	364	HEALTH PROFESSIONS COUNCIL	633	EXEC CNCL OF PHYSICAL & OCC THERAPY	743	UNIVERSITY OF TEXAS AT SAN ANTONIO
23	COURT OF APPEALS - FIRST COURT	367	TELECOMM INFRASTRUCTURE FUND	651	DEPARTMENT OF AGRICULTURE	744	UT HEALTH SCIENCE CENTER - HOUSTON
24	COURT OF APPEALS - SECOND COURT	401	ADJUTANT GENERAL	654	TEXAS ANIMAL HEALTH COMMISSION	746	UT HEALTH SCIENCE CENTER-SAN ANTONIO
25	COURT OF APPEALS - THIRD COURT	403	TEXAS VETERANS COMMISSION	655	TEXAS AGRICULTURAL EXTENSION SERVS	747	UNIVERSITY OF TEXAS AT BROWNSVILLE
26	COURT OF APPEALS - FOURTH COURT	405	DEPARTMENT OF PUBLIC SAFETY	656	TEXAS AGRICULTURAL EXPERIMENT STAT	748	BAYLOR COLLEGE OF DENTISTRY
27	COURT OF APPEALS - FIFTH COURT	406	TEXAS MILITARY FACILITIES COMMISSION	657	TX VETERINARY MED DIAGNOSTIC LAB	750	UNIVERSITY OF TEXAS AT TYLER
28	COURT OF APPEALS - SIXTH COURT	407	COMMISSION ON LAW ENFORCEMENT	676	TEXAS FOREST SERVICE	751	TEXAS A & M UNIVERSITY - COMMERCE
29	COURT OF APPEALS - SEVENTH COURT	408	COMMISSION ON JAIL STANDARDS	677	TX WILDLIFE DAMAGE MGMT SERVICE	752	UNIVERSITY OF NORTH TEXAS
30	COURT OF APPEALS - EIGHTH COURT	410	CRIMINAL JUSTICE POLICY COUNCIL	678	BOARD OF VETERINARY MED EXAMINERS	753	SAM HOUSTON STATE UNIVERSITY
31	COURT OF APPEALS - NINTH COURT	411	TX COMMISSION OF FIRE PROTECTION	679	RIO GRANDE COMPACT COMMISSION	754	SOUTHWEST TEXAS STATE UNIVERSITY
32	COURT OF APPEALS - TENTH COURT	448	STATE FINANCE COMMISSION	680	TEXAS WATER DEVELOPMENT BOARD	755	STEPHEN F AUSTIN STATE UNIVERSITY
33	COURT OF APPEALS - ELEVENTH COURT	450	SAVINGS AND LOAN DEPARTMENT	682	TEXAS NATURAL RESOURCE CONSERV COMM	756	SUL ROSS STATE UNIVERSITY
34	COURT OF APPEALS - TWELFTH COURT	451	DEPARTMENT OF BANKING	692	SOIL & WATER CONSERVATION BOARD	757	WEST TEXAS A & M UNIVERSITY
35	COURT OF APPEALS - THIRTEENTH COURT	452	DEPT OF LICENSING & REGULATION	696	RED RIVER COMPACT COMMISSION	758	TX STATE UNIV SYST BOARD OF REGENTS
36	COURT OF APPEALS - FOURTEENTH COURT	453	TEXAS WORKERS' COMPENSATION COMM	698	CANADIAN RIVER COMMISSION	759	UNIVERSITY OF HOUSTON - CLEAR LAKE
37	COMMISSION ON JUDICIAL CONDUCT	454	TEXAS DEPARTMENT OF INSURANCE	699	PECOS RIVER COMPACT COMMISSION	760	TEXAS A & M UNIV - CORPUS CHRISTI
38	STATE LAW LIBRARY	455	RAILROAD COMMISSION	601	TEXAS DEPARTMENT OF TRANSPORTATION	761	TEXAS A & M INTN'L UNIVERSITY
39	OFFICE OF THE GOVERNOR - FISCAL	456	BOARD OF PLUMBING EXAMINERS	655	TX DEPT MENTAL HEALTH/RETARDATION	763	UNT HEALTH SCIENCE CTR AT FORT WORTH
40	OFFICE OF THE GOVERNOR - EXECUTIVE	457	STATE BOARD OF PUBLIC ACCOUNTANCY	658	BEAUMONT STATE CENTER (SEE #695)	764	TEXAS A & M UNIVERSITY - TEXARKANA
41	OFFICE OF THE ATTORNEY GENERAL	458	ALCOHOLIC BEVERAGE COMMISSION	665	TEXAS JUVENILE PROBATION COMMISSION	766	UNIVERSITY OF HOUSTON - VICTORIA
42	GENERAL SERVICES COMMISSION	460	TX BOARD OF ARCHITECTURAL EXAMINERS	677	AUSTIN STATE HOSPITAL (SEE #665-J)	767	SW COLLEGIATE INSTITUTE FOR THE DEAF
43	COMPTROLLER OF PUBLIC ACCOUNTS	460	TEXAS BOARD OF PROFESSIONAL ENGINEER	684	TEXAS YOUTH COMMISSION	771	SCHOOL/BLIND AND VISUALLY IMPAIRED
44	GENERAL LAND OFFICE	464	TEXAS BOARD OF LAND SURVEYING	698	TEXAS DEPT OF CRIMINAL JUSTICE	772	SCHOOL FOR THE DEAF
45	TX STATE LIBRARY & ARCHIVES COMM	465	TEXAS DEPT OF COMMERCE (SEE #480)	697	TDCJ PAROLES DIVISION (SEE #696-2)	781	TX HIGHER EDUCATION COORD BOARD
46	SECRETARY OF STATE	466	CONSUMER CREDIT COMMISSIONER	699	LAREDO STATE CENTER (SEE #655)	782	UNIVERSITY OF HOUSTON / SYSTEM
47	STATE AUDITOR	467	COMMISSION ON PRIVATE SECURITY	701	TEXAS EDUCATION AGENCY	784	UNIVERSITY OF HOUSTON - DOWNTOWN
48	FISCAL REPORTING - TREASURY	468	CREDIT UNION DEPARTMENT	703	STATE BOARD OF EDUCATOR (SEE #705)	785	UNIV OF TEXAS HEALTH CENTER AT TYLER
49	STATE SECURITIES BOARD	472	TEXAS STRUCTURAL PEST CONTROL BOARD	706	STATE BOARD FOR EDUCAT CERT(SEE#701)	787	LAMAR STATE COLLEGE - ORANGE
50	DEPARTMENT OF INFORMATION RESOURCES	473	PUBLIC UTILITIES COMMISSION OF TEXAS	708	TX A&M UNIV SYSTEM HEALTH SCIENCE CT	788	LAMAR STATE COLLEGE - PORT ARTHUR
51	TEXAS TOMORROW FUND	474	POLYGRAPH EXAMINERS BOARD	710	TEXAS A & M UNIVERSITY SYSTEM	789	LAMAR INSTITUTE OF TECHNOLOGY
52	TEXAS GENERAL LAND OFFICE - FISCAL	476	OFFICE OF PUBLIC UTILITY COUNSEL	711	TEXAS A & M UNIVERSITY (MAIN UN(V)	802	PARKS AND WILDLIFE DEPARTMENT
53	TEXAS COMMISSION FOR THE BLIND	478	TEXAS RACING COMMISSION	712	TX ENGINEERING EXPERIMENT STATION	808	TEXAS HISTORICAL COMMISSION
54	TEXAS WORKFORCE COMMISSION	477	COMM/STATE EMERGENCY COMMUNICATION	713	TARLETON STATE UNIVERSITY	809	STATE PRESERVATION BOARD
55	TEACHER RETIREMENT SYSTEM	478	RESEARCH & OVERSIGHT WORKERS' COUNCIL	714	UNIVERSITY OF TEXAS AT ARLINGTON	813	TEXAS COMMISSION ON THE ARTS
56	DEPARTMENT OF HUMAN SERVICES	479	STATE OFFICE OF RISK MANAGEMENT	716	PRAIRIE VIEW A & M UNIVERSITY	851	LOWER COLORADO RIVER AUTHORITY
57	FIREMEN'S PENSION COMMISSION	480	TEXAS DEPT OF ECONOMIC DEVELOPMENT	716	TEXAS ENGINEERING EXTENSION SERVICE	902	COMPTROLLER / FISCAL
58	EMPLOYEES RETIREMENT SYSTEM	501	TEXAS DEPARTMENT OF HEALTH	717	TEXAS SOUTHERN UNIVERSITY	904	TEXAS FOOD AND FIBERS COMMISSION
59	REAL ESTATE COMMISSION	502	BOARD OF BARBER EXAMINERS	718	TEXAS A & M UNIVERSITY AT GALVESTON	907	STATE ENERGY CONSERVATION OFFICE
60	TEXAS REHABILITATION COMMISSION	503	TX STATE BOARD OF MEDICAL EXAMINERS	719	TEXAS STATE TECHNICAL COLLEGE SYSTEM		
61	TX DEPT OF HOUSING & COMM AFFAIRS	504	BOARD OF DENTAL EXAMINERS	720	UNIVERSITY OF TEXAS SYSTEM		
62	OFFICE OF STATE-FEDERAL RELATIONS	505	COSMETOLOGY COMMISSION	721	UNIVERSITY OF TEXAS AT AUSTIN		
63	TX COMM FOR DEAF & HARD OF HEARING	506	UT M D ANDERSON CANCER CENTER	723	UT MEDICAL BRANCH AT GALVESTON		

008-Texas Healthy Kids Corporation-Heavy Construction Unadjusted Goal is 11.3%

FUND TYPE	TOTAL EXPENDITURES	TOTAL SPENT WITH NON-HUBS AMOUNT/%	TOTAL SPENT WITH **ADJ. HUBS 6.0% AMOUNT/%	TOTAL SPENT WITH *OTHER HUBS 5.3% AMOUNT/%	ASIAN PACIFIC AMOUNT/%	BLACK AMOUNT/%	HISPANIC AMOUNT/%	NATIVE AMERICAN AMOUNT/%	*OTHER HUB GOAL 5.3% WOMAN AMOUNT/%
-----------	--------------------	------------------------------------	--	--	------------------------	----------------	-------------------	--------------------------	-------------------------------------

T  
N  
S  
-TC

C

008-Texas Healthy Kids Corporation-Building Construction Unadjusted Goal is 25.1%

FUND TYPE	TOTAL EXPENDITURES	TOTAL SPENT WITH NON-HUBS	TOTAL SPENT WITH **ADJ. HUBS 25.1%	TOTAL SPENT WITH *OTHER HUBS 1.0%	BLACK	HISPANIC	WOMAN	ASIAN PACIFIC	NATIVE AMERICAN
-----------	--------------------	---------------------------	------------------------------------	-----------------------------------	-------	----------	-------	---------------	-----------------

T  
N  
S  
-TC

C

008-Texas Healthy Kids Corporation-Special Trade Unadjusted Goal is 47.2%

FUND TYPE	TOTAL EXPENDITURES	TOTAL SPENT WITH NON-HUBS	TOTAL SPENT WITH **ADJ. HUBS 47.0%	TOTAL SPENT WITH *OTHER HUBS 10.2%	BLACK	HISPANIC	ASIAN PACIFIC	NATIVE AMERICAN	WOMAN
-----------	--------------------	---------------------------	------------------------------------	------------------------------------	-------	----------	---------------	-----------------	-------

T  
N  
S  
-TC

C

008-Texas Healthy Kids Corporation-Professional Services Unadjusted Goal is 20.0%

FUND TYPE	TOTAL EXPENDITURES	TOTAL SPENT WITH NON-HUBS	TOTAL SPENT WITH **ADJ. HUBS 18.1%	TOTAL SPENT WITH *OTHER HUBS 1.9%	BLACK	HISPANIC	WOMAN	ASIAN PACIFIC	NATIVE AMERICAN
-----------	--------------------	---------------------------	------------------------------------	-----------------------------------	-------	----------	-------	---------------	-----------------

T  
N  
S  
-TC

C

\$12,956 \$12,956/100 %  
\$12,956 \$12,956/100 %

008-Texas Healthy Kids Corporation-Other Services Unadjusted Goal is 33.0%

FUND TYPE	TOTAL EXPENDITURES	TOTAL SPENT WITH NON-HUBS	TOTAL SPENT WITH **ADJ. HUBS 33.0%	ASIAN PACIFIC	BLACK	HISPANIC	NATIVE AMERICAN	WOMAN
-----------	--------------------	---------------------------	------------------------------------	---------------	-------	----------	-----------------	-------

T  
N  
S  
-TC

C

\$2,174,160 \$1,898,465/87.3% \$175,684/8.08% \$2,824/.134% \$77,442/3.56% \$1,259/.057% \$94,059/4.32%  
\$56,314 \$56,314/100 %  
\$2,117,836 \$1,842,151/87.1% \$175,684/8.28% \$2,924/.138% \$77,442/3.56% \$1,259/.058% \$94,059/4.44%

008-Texas Healthy Kids Corporation-Commodity Purchasing Unadjusted Goal is 12.6%

FUND TYPE	TOTAL EXPENDITURES	TOTAL SPENT WITH NON-HUBS	TOTAL SPENT WITH **ADJ. HUBS 13.9%	TOTAL SPENT WITH *OTHER HUBS 1.1%	BLACK	HISPANIC	WOMAN	ASIAN PACIFIC	NATIVE AMERICAN
-----------	--------------------	---------------------------	------------------------------------	-----------------------------------	-------	----------	-------	---------------	-----------------

T  
N  
S  
-TC

C

\$210,431 \$172,888/82.6% \$36,021/17.1% \$621/.247% \$8,839/3.25% \$7,578/3.50% \$21,603/10.2% \$521/.247%  
\$60,490 \$60,490/100 %  
\$149,940 \$113,397/75.6% \$36,021/24.0% \$521/.347% \$8,838/4.56% \$7,578/5.06% \$21,603/14.4% \$521/.347%

DB = DEBIT (NEGATIVE AMOUNT) \* = OTHER HUBS \*\* = ADJUSTED HUBS \*\*\* = DOLLARS REPORTED BUT NOT SHOWN IN THESE COLUMNS. SEE COVER LETTER PARA. 4  
T-TREASURY, N=NON-TREASURY, S=SUBCONTRACTOR FUNDS & PROCUREMENT CARD HUB PURCHASES, TC-TERM CONTRACT, C=CONSOLIDATED. SEE PAGE 4 OF HUB REPORT FOR FUND TYPE DESCRIPTION.

101-TEXAS SENATE-Heavy Construction Unadjusted Goal is 11.9%

FUND TYPE	TOTAL EXPENDITURES	TOTAL SPENT WITH NON-HUBS AMOUNT/%	TOTAL SPENT WITH **ADJ. HUBS 8.5% AMOUNT/%	TOTAL SPENT WITH *OTHER HUBS 3.4% AMOUNT/%	ASIAN PACIFIC AMOUNT/%	**ADJUSTED HUB GOAL 8.5% BLACK AMOUNT/%	HISPANIC AMOUNT/%	NATIVE AMERICAN AMOUNT/%	*OTHER HUB GOAL 5.3% WOMAN AMOUNT/%
T									
N									
S									
-TC									
C									

101-TEXAS SENATE-Building Construction Unadjusted Goal is 28.1%

FUND TYPE	TOTAL EXPENDITURES	TOTAL SPENT WITH NON-HUBS	TOTAL SPENT WITH **ADJ. HUBS 25.1% AMOUNT/%	TOTAL SPENT WITH *OTHER HUBS 3.0% AMOUNT/%	BLACK	**ADJUSTED HUB GOAL 28.1% HISPANIC	WOMAN	*OTHER HUB GOAL 1.0% ASIAN PACIFIC	NATIVE AMERICAN
T									
N									
S									
-TC									
C									

101-TEXAS SENATE-Special Trade Unadjusted Goal is 57.2%

FUND TYPE	TOTAL EXPENDITURES	TOTAL SPENT WITH NON-HUBS	TOTAL SPENT WITH **ADJ. HUBS 47.0% AMOUNT/%	TOTAL SPENT WITH *OTHER HUBS 10.2% AMOUNT/%	BLACK	**ADJUSTED HUB GOAL 57.2% HISPANIC	WOMAN	*OTHER HUB GOAL 10.2% ASIAN PACIFIC	NATIVE AMERICAN
T	\$14,844	\$14,844/100 %							
N									
S									
-TC									
C	\$14,844	\$14,844/100 %							

101-TEXAS SENATE-Professional Services Unadjusted Goal is 20.0%

FUND TYPE	TOTAL EXPENDITURES	TOTAL SPENT WITH NON-HUBS	TOTAL SPENT WITH **ADJ. HUBS 19.1% AMOUNT/%	TOTAL SPENT WITH *OTHER HUBS 0.9% AMOUNT/%	BLACK	**ADJUSTED HUB GOAL 20.0% HISPANIC	WOMAN	*OTHER HUB GOAL 1.9% ASIAN PACIFIC	NATIVE AMERICAN
T									
N									
S									
-TC									
C									

101-TEXAS SENATE-Other Services Unadjusted Goal is 33.0%

FUND TYPE	TOTAL EXPENDITURES	TOTAL SPENT WITH NON-HUBS	TOTAL SPENT WITH **ADJ. HUBS 33.0% AMOUNT/%	TOTAL SPENT WITH *OTHER HUBS 0.0% AMOUNT/%	ASIAN PACIFIC	**ADJUSTED HUB GOAL 33.0% BLACK	HISPANIC	NATIVE AMERICAN	WOMAN
T	\$1,146,704	\$1,141,316/99.5%	\$5,388/.469%				\$2,870/.250%		\$2,517/.219%
N									
S									
-TC									
C	\$1,146,704	\$1,141,316/99.5%	\$5,388/.469%				\$2,870/.250%		\$2,517/.219%

101-TEXAS SENATE-Commodity Purchasing Unadjusted Goal is 12.6%

FUND TYPE	TOTAL EXPENDITURES	TOTAL SPENT WITH NON-HUBS	TOTAL SPENT WITH **ADJ. HUBS 11.5% AMOUNT/%	TOTAL SPENT WITH *OTHER HUBS 1.1% AMOUNT/%	BLACK	**ADJUSTED HUB GOAL 12.6% HISPANIC	WOMAN	*OTHER HUB GOAL 1.1% ASIAN PACIFIC	NATIVE AMERICAN
T	\$714,118	\$652,843/91.4%	\$23,612/3.30%	\$37,663/5.26%		\$19,646/2.76%	\$3,565/.565%	\$37,593/5.26%	
N									
S									
-TC									
C	\$714,118	\$652,843/91.4%	\$23,612/3.30%	\$37,663/5.26%		\$19,646/2.76%	\$3,565/.565%	\$37,593/5.26%	

DB = DEBIT (NEGATIVE AMOUNT) \* = OTHER HUBS \*\* = ADJUSTED HUBS \*\*\* = DOLLARS REPORTED BUT NOT SHOWN IN THESE COLUMNS. SEE COVER LETTER PARA. 4  
T-TREASURY, N-NDN-TREASURY, S-SUBCONTRACTOR FUNDS & PROCUREMENT CARD HUB PURCHASES, TC-TERM CONTRACT, C-CONSOLIDATED. SEE PAGE 4 OF HUB REPORT FOR FUND TYPE DESCRIPTION.

102-HOUSE OF REPRESENTATIVES-Heavy Construction Unadjusted Goal is 11.9%

FUND TYPE	TOTAL EXPENDITURES	TOTAL SPENT WITH NON-HUBS AMOUNT/%	TOTAL SPENT WITH **ADJ. HUBS 8.6% AMOUNT/%	TOTAL SPENT WITH *OTHER HUBS 3.3% AMOUNT/%	ASIAN PACIFIC AMOUNT/%	**ADJUSTED HUB GOAL 8.6% BLACK AMOUNT/%	HISPANIC AMOUNT/%	NATIVE AMERICAN AMOUNT/%	*OTHER HUB GOAL 8.3% WOMAN AMOUNT/%
-----------	--------------------	------------------------------------	--	--	------------------------	---	-------------------	--------------------------	-------------------------------------

T  
M  
S  
-TC

-----

C

102-HOUSE OF REPRESENTATIVES-Building Construction Unadjusted Goal is 26.1%

FUND TYPE	TOTAL EXPENDITURES	TOTAL SPENT WITH NON-HUBS	TOTAL SPENT WITH **ADJ. HUBS 25.1%	TOTAL SPENT WITH *OTHER HUBS 1.0%	BLACK	**ADJUSTED HUB GOAL 25.1% HISPANIC	WOMAN	*OTHER HUB GOAL 1.0% ASIAN PACIFIC	NATIVE AMERICAN
-----------	--------------------	---------------------------	------------------------------------	-----------------------------------	-------	------------------------------------	-------	------------------------------------	-----------------

T  
M  
S  
-TC

-----

C

102-HOUSE OF REPRESENTATIVES-Special Trade Unadjusted Goal is 57.2%

FUND TYPE	TOTAL EXPENDITURES	TOTAL SPENT WITH NON-HUBS	TOTAL SPENT WITH **ADJ. HUBS 47.0%	TOTAL SPENT WITH *OTHER HUBS 10.2%	BLACK	**ADJUSTED HUB GOAL 47.0% HISPANIC	ASIAN PACIFIC	NATIVE AMERICAN	WOMAN
-----------	--------------------	---------------------------	------------------------------------	------------------------------------	-------	------------------------------------	---------------	-----------------	-------

T  
M  
S  
-TC

-----

C

102-HOUSE OF REPRESENTATIVES-Professional Services Unadjusted Goal is 20.0%

FUND TYPE	TOTAL EXPENDITURES	TOTAL SPENT WITH NON-HUBS	TOTAL SPENT WITH **ADJ. HUBS 18.1%	TOTAL SPENT WITH *OTHER HUBS 1.9%	BLACK	**ADJUSTED HUB GOAL 18.1% HISPANIC	WOMAN	*OTHER HUB GOAL 1.9% ASIAN PACIFIC	NATIVE AMERICAN
-----------	--------------------	---------------------------	------------------------------------	-----------------------------------	-------	------------------------------------	-------	------------------------------------	-----------------

T  
M  
S  
-TC

-----

C

102-HOUSE OF REPRESENTATIVES-Other Services Unadjusted Goal is 33.0%

FUND TYPE	TOTAL EXPENDITURES	TOTAL SPENT WITH NON-HUBS	TOTAL SPENT WITH **ADJ. HUBS 33.0%	ASIAN PACIFIC	**ADJUSTED HUB GOAL 33.0% BLACK \$396/.044%	HISPANIC	NATIVE AMERICAN	WOMAN \$18,431/2.07%
-----------	--------------------	---------------------------	------------------------------------	---------------	---	----------	-----------------	----------------------

T  
M  
S  
-TC

-----

C

102-HOUSE OF REPRESENTATIVES-Commodity Purchasing Unadjusted Goal is 12.6%

FUND TYPE	TOTAL EXPENDITURES	TOTAL SPENT WITH NON-HUBS	TOTAL SPENT WITH **ADJ. HUBS 11.5%	TOTAL SPENT WITH *OTHER HUBS 1.1%	BLACK	**ADJUSTED HUB GOAL 11.5% HISPANIC \$2,570/.273%	WOMAN \$8,470/.902%	*OTHER HUB GOAL 1.1% ASIAN PACIFIC \$41,021/4.36%	NATIVE AMERICAN
-----------	--------------------	---------------------------	------------------------------------	-----------------------------------	-------	--	---------------------	---	-----------------

T  
M  
S  
-TC

-----

C

DB = DEBIT (NEGATIVE AMOUNT) \* = OTHER HUBS \*\* = ADJUSTED HUBS \*\*\* = DOLLARS REPORTED BUT NOT SHOWN IN THESE COLUMNS. SEE COVER LETTER PARA. 4  
T=TREASURY, N=NON-TREASURY, S=SUBCONTRACTOR FUNDS & PROCUREMENT CARD HUB PURCHASES, TC=TERM CONTRACT, C=CONSOLIDATED. SEE PAGE 4 OF HUB REPORT FOR FUND TYPE DESCRIPTION.

103-TEXAS LEGISLATIVE COUNCIL-Heavy Construction Unadjusted Goal is 11.9%

FUND TYPE	TOTAL EXPENDITURES	TOTAL SPENT WITH NON-HUBS AMOUNT/%	TOTAL SPENT WITH **ADJ. HUBS 6.6% AMOUNT/%	TOTAL SPENT WITH *OTHER HUBS 5.3% AMOUNT/%	ASIAN PACIFIC AMOUNT/%	BLACK AMOUNT/%	HISPANIC AMOUNT/%	NATIVE AMERICAN AMOUNT/%	*OTHER HUB GOAL 5.3% WOMAN AMOUNT/%
T									
N									
S									
-TC									
C									

103-TEXAS LEGISLATIVE COUNCIL-Building Construction Unadjusted Goal is 26.1%

FUND TYPE	TOTAL EXPENDITURES	TOTAL SPENT WITH NON-HUBS	TOTAL SPENT WITH **ADJ. HUBS 25.1% AMOUNT/%	TOTAL SPENT WITH *OTHER HUBS 1.0% AMOUNT/%	BLACK	HISPANIC	WOMAN	*OTHER HUB GOAL 1.0% ASIAN PACIFIC NATIVE AMERICAN
T								
N								
S								
-TC								
C								

103-TEXAS LEGISLATIVE COUNCIL-Special Trade Unadjusted Goal is 57.2%

FUND TYPE	TOTAL EXPENDITURES	TOTAL SPENT WITH NON-HUBS	TOTAL SPENT WITH **ADJ. HUBS 47.0% AMOUNT/%	TOTAL SPENT WITH *OTHER HUBS 10.2% AMOUNT/%	BLACK	HISPANIC	ASIAN PACIFIC	NATIVE AMERICAN	WOMAN
T	\$1,312	\$1,312/100 %							
N									
S									
-TC									
C	\$1,312	\$1,312/100 %							

103-TEXAS LEGISLATIVE COUNCIL-Professional Services Unadjusted Goal is 20.0%

FUND TYPE	TOTAL EXPENDITURES	TOTAL SPENT WITH NON-HUBS	TOTAL SPENT WITH **ADJ. HUBS 18.1% AMOUNT/%	TOTAL SPENT WITH *OTHER HUBS 1.9% AMOUNT/%	BLACK	HISPANIC	WOMAN	*OTHER HUB GOAL 1.9% ASIAN PACIFIC NATIVE AMERICAN
T								
N								
S								
-TC								
C								

103-TEXAS LEGISLATIVE COUNCIL-Other Services Unadjusted Goal is 33.0%

FUND TYPE	TOTAL EXPENDITURES	TOTAL SPENT WITH NON-HUBS	TOTAL SPENT WITH **ADJ. HUBS 33.0% AMOUNT/%	ASIAN PACIFIC	BLACK	HISPANIC	NATIVE AMERICAN	WOMAN
T	\$4,118,158	\$3,876,493/96.5%	\$141,663/3.44%		\$953/.023%			\$140,710/3.41%
N								
S								
-TC								
C	\$4,118,158	\$3,876,493/96.5%	\$141,663/3.44%		\$953/.023%			\$140,710/3.41%

103-TEXAS LEGISLATIVE COUNCIL-Commodity Purchasing Unadjusted Goal is 12.6%

FUND TYPE	TOTAL EXPENDITURES	TOTAL SPENT WITH NON-HUBS	TOTAL SPENT WITH **ADJ. HUBS 11.5% AMOUNT/%	TOTAL SPENT WITH *OTHER HUBS 1.1% AMOUNT/%	BLACK	HISPANIC	WOMAN	*OTHER HUB GOAL 1.1% ASIAN PACIFIC NATIVE AMERICAN
T	\$10,847,060	\$5,117,798/48.0%	\$5,153,588/48.4%	\$375,692/3.62%	\$159,445/1.49%	\$143,071/1.34%	\$4,851,051/45.6%	\$375,287/3.62% \$405/.003%
N								
S								
-TC	\$1,846	\$737/44.8%	\$908/55.1%		\$21/1.30%	\$489/53.8%		
C	\$10,845,214	\$5,117,062/48.0%	\$5,152,869/48.4%	\$375,692/3.62%	\$159,445/1.49%	\$143,049/1.34%	\$4,850,164/45.5%	\$375,287/3.62% \$405/.003%

DB = DEBIT (NEGATIVE AMOUNT) \* = OTHER HUBS \*\* = ADJUSTED HUBS \*\*\* = DOLLARS REPORTED BUT NOT SHOWN IN THESE COLUMNS. SEE COVER LETTER PARA. 4  
T-TREASURY, N-NON-TREASURY, S-SUBCONTRACTOR FUNDS & PROCUREMENT CARD HUB PURCHASES, TC-TERM CONTRACT, C-CONSOLIDATED. SEE PAGE 4 OF HUB REPORT FOR FUND TYPE DESCRIPTION.

104-LEGISLATIVE BUDGET BOARD-Heavy Construction Unadjusted Goal is 11.9%

FUND TYPE	TOTAL EXPENDITURES	TOTAL SPENT WITH NON-HUBS AMOUNT/%	TOTAL SPENT WITH **ADJ. HUBS 8.6% AMOUNT/%	TOTAL SPENT WITH *OTHER HUBS 3.3% AMOUNT/%	ASIAN PACIFIC AMOUNT/%	**ADJUSTED HUB GOAL 8.6% BLACK AMOUNT/%	HISPANIC AMOUNT/%	NATIVE AMERICAN AMOUNT/%	*OTHER HUB GOAL 3.3% WOMAN AMOUNT/%
-----------	--------------------	------------------------------------	--	--	------------------------	---	-------------------	--------------------------	-------------------------------------

T  
N  
S  
-TC

-----

C

104-LEGISLATIVE BUDGET BOARD-Building Construction Unadjusted Goal is 26.1%

FUND TYPE	TOTAL EXPENDITURES	TOTAL SPENT WITH NON-HUBS	TOTAL SPENT WITH **ADJ. HUBS 25.1%	TOTAL SPENT WITH *OTHER HUBS 1.0%	BLACK	**ADJUSTED HUB GOAL 26.1% HISPANIC	WOMAN	*OTHER HUB GOAL 1.0% ASIAN PACIFIC	NATIVE AMERICAN
-----------	--------------------	---------------------------	------------------------------------	-----------------------------------	-------	------------------------------------	-------	------------------------------------	-----------------

T  
N  
S  
-TC

-----

C

104-LEGISLATIVE BUDGET BOARD-Special Trade Unadjusted Goal is 57.2%

FUND TYPE	TOTAL EXPENDITURES	TOTAL SPENT WITH NON-HUBS	TOTAL SPENT WITH **ADJ. HUBS 47.4%	TOTAL SPENT WITH *OTHER HUBS 10.2%	BLACK	**ADJUSTED HUB GOAL 47.0% HISPANIC	ASIAN PACIFIC	*OTHER HUB GOAL 10.2% NATIVE AMERICAN	WOMAN
-----------	--------------------	---------------------------	------------------------------------	------------------------------------	-------	------------------------------------	---------------	---------------------------------------	-------

T  
N  
S  
-TC

-----

C

104-LEGISLATIVE BUDGET BOARD-Professional Services Unadjusted Goal is 20.0%

FUND TYPE	TOTAL EXPENDITURES	TOTAL SPENT WITH NON-HUBS	TOTAL SPENT WITH **ADJ. HUBS 18.1%	TOTAL SPENT WITH *OTHER HUBS 1.9%	BLACK	**ADJUSTED HUB GOAL 18.1% HISPANIC	WOMAN	*OTHER HUB GOAL 1.9% ASIAN PACIFIC	NATIVE AMERICAN
-----------	--------------------	---------------------------	------------------------------------	-----------------------------------	-------	------------------------------------	-------	------------------------------------	-----------------

T  
N  
S  
-TC

-----

C

104-LEGISLATIVE BUDGET BOARD-Other Services Unadjusted Goal is 33.0%

FUND TYPE	TOTAL EXPENDITURES	TOTAL SPENT WITH NON-HUBS	TOTAL SPENT WITH **ADJ. HUBS 23.0%	ASIAN PACIFIC	**ADJUSTED HUB GOAL 33.0% BLACK	HISPANIC	NATIVE AMERICAN	WOMAN
-----------	--------------------	---------------------------	------------------------------------	---------------	---------------------------------	----------	-----------------	-------

T  
N  
S  
-TC

-----

C

104-LEGISLATIVE BUDGET BOARD-Commodity Purchasing Unadjusted Goal is 12.6%

FUND TYPE	TOTAL EXPENDITURES	TOTAL SPENT WITH NON-HUBS	TOTAL SPENT WITH **ADJ. HUBS 11.5%	TOTAL SPENT WITH *OTHER HUBS 1.1%	BLACK	**ADJUSTED HUB GOAL 11.5% HISPANIC	WOMAN	*OTHER HUB GOAL 1.1% ASIAN PACIFIC	NATIVE AMERICAN
-----------	--------------------	---------------------------	------------------------------------	-----------------------------------	-------	------------------------------------	-------	------------------------------------	-----------------

T  
N  
S  
-TC

-----

C

DB = DEBIT (NEGATIVE AMOUNT) \* = OTHER HUBS \*\* = ADJUSTED HUBS \*\*\* = DOLLARS REPORTED BUT NOT SHOWN IN THESE COLUMNS. SEE COVER LETTER PARA. 4  
T=TREASURY, N=NON-TREASURY, S=SUBCONTRACTOR FUNDS & PROCUREMENT CARD HUB PURCHASES, TC=TERM CONTRACT, C=CONSOLIDATED. SEE PAGE 6 OF HUB REPORT FOR FUND TYPE DESCRIPTION.

105-LEGISLATIVE REFERENCE LIBRARY-Heavy Construction Unadjusted Goal is 11.8%

FUND TYPE	TOTAL EXPENDITURES	TOTAL SPENT WITH NON-HUBS AMOUNT/%	TOTAL SPENT WITH **ADJ. HUBS 6.5% AMOUNT/%	TOTAL SPENT WITH *OTHER HUBS 5.3% AMOUNT/%	ASIAN PACIFIC AMOUNT/%	BLACK AMOUNT/%	HISPANIC AMOUNT/%	NATIVE AMERICAN AMOUNT/%	*OTHER HUB GOAL 5.3% WOMAN AMOUNT/%
T									
N									
S									
-TC									
C									

105-LEGISLATIVE REFERENCE LIBRARY-Building Construction Unadjusted Goal is 26.1%

FUND TYPE	TOTAL EXPENDITURES	TOTAL SPENT WITH NON-HUBS	TOTAL SPENT WITH **ADJ. HUBS 25.1%	TOTAL SPENT WITH *OTHER HUBS 1.0%	BLACK	HISPANIC	WOMAN	ASIAN PACIFIC	NATIVE AMERICAN
T									
N									
S									
-TC									
C									

105-LEGISLATIVE REFERENCE LIBRARY-Special Trade Unadjusted Goal is 57.2%

FUND TYPE	TOTAL EXPENDITURES	TOTAL SPENT WITH NON-HUBS	TOTAL SPENT WITH **ADJ. HUBS 47.0%	TOTAL SPENT WITH *OTHER HUBS 10.2%	BLACK	HISPANIC	ASIAN PACIFIC	NATIVE AMERICAN	WOMAN
T									
N									
S									
-TC									
C									

105-LEGISLATIVE REFERENCE LIBRARY-Professional Services Unadjusted Goal is 20.0%

FUND TYPE	TOTAL EXPENDITURES	TOTAL SPENT WITH NON-HUBS	TOTAL SPENT WITH **ADJ. HUBS 18.1%	TOTAL SPENT WITH *OTHER HUBS 1.9%	BLACK	HISPANIC	WOMAN	ASIAN PACIFIC	NATIVE AMERICAN
T	\$1,080	\$1,080/100 %							
N									
S									
-TC									
C	\$1,080	\$1,080/100 %							

105-LEGISLATIVE REFERENCE LIBRARY-Other Services Unadjusted Goal is 33.0%

FUND TYPE	TOTAL EXPENDITURES	TOTAL SPENT WITH NON-HUBS	TOTAL SPENT WITH **ADJ. HUBS 33.0%	ASIAN PACIFIC	BLACK	HISPANIC	NATIVE AMERICAN	WOMAN
T	\$35,153	\$35,153/100 %						
N								
S								
-TC								
C	\$35,153	\$35,153/100 %						

105-LEGISLATIVE REFERENCE LIBRARY-Commodity Purchasing Unadjusted Goal is 12.5%

FUND TYPE	TOTAL EXPENDITURES	TOTAL SPENT WITH NON-HUBS	TOTAL SPENT WITH **ADJ. HUBS 11.5%	TOTAL SPENT WITH *OTHER HUBS 1.1%	BLACK	HISPANIC	WOMAN	ASIAN PACIFIC	NATIVE AMERICAN
T	\$118,417	\$117,135/98.9%	\$102/.086%	\$1,180/.996%			\$102/.086%	\$1,180/.996%	
N									
S									
-TC									
C	\$118,417	\$117,135/98.9%	\$102/.086%	\$1,180/.996%			\$102/.086%	\$1,180/.996%	

DB = DEBIT (NEGATIVE AMOUNT) \* = OTHER HUBS \*\* = ADJUSTED HUBS \*\*\* = DOLLARS REPORTED BUT NOT SHOWN IN THESE COLUMNS. SEE COVER LETTER PARA. 4  
T-TREASURY, N-NON-TREASURY, S-SUBCONTRACTOR FUNDS & PROCUREMENT CARD HUB PURCHASES, TC-TERM CONTRACT, C-CONSOLIDATED. SEE PAGE 4 OF HUB REPORT FOR FUND TYPE DESCRIPTION.

107-Commission on Uniform State Laws-Heavy Construction Unadjusted Goal is 11.9%

FUND TYPE	TOTAL EXPENDITURES	TOTAL SPENT WITH NON-HUBS AMOUNT/%	TOTAL SPENT WITH **ADJ. HUBS 8.5%	TOTAL SPENT WITH *OTHER HUBS 3.4%	**ADJUSTED HUB GOAL 8.6%				*OTHER HUB GOAL 5.3%
					ASIAN PACIFIC AMOUNT/%	BLACK AMOUNT/%	HISPANIC AMOUNT/%	NATIVE AMERICAN AMOUNT/%	WOMAN AMOUNT/%
T									
N									
S									
-TC									
C									

107-Commission on Uniform State Laws-Building Construction Unadjusted Goal is 25.1%

FUND TYPE	TOTAL EXPENDITURES	TOTAL SPENT WITH NON-HUBS	TOTAL SPENT WITH **ADJ. HUBS 26.1%	TOTAL SPENT WITH *OTHER HUBS 1.0%	**ADJUSTED HUB GOAL 25.1%			*OTHER HUB GOAL 1.0%	
					BLACK	HISPANIC	WOMAN	ASIAN PACIFIC	NATIVE AMERICAN
T									
N									
S									
-TC									
C									

107-Commission on Uniform State Laws-Special Trade Unadjusted Goal is 57.2%

FUND TYPE	TOTAL EXPENDITURES	TOTAL SPENT WITH NON-HUBS	TOTAL SPENT WITH **ADJ. HUBS 57.2%	TOTAL SPENT WITH *OTHER HUBS 16.2%	**ADJUSTED HUB GOAL 47.0%		*OTHER HUB GOAL 10.2%		
					BLACK	HISPANIC	ASIAN PACIFIC	NATIVE AMERICAN	WOMAN
T									
N									
S									
-TC									
C									

107-Commission on Uniform State Laws-Professional Services Unadjusted Goal is 30.0%

FUND TYPE	TOTAL EXPENDITURES	TOTAL SPENT WITH NON-HUBS	TOTAL SPENT WITH **ADJ. HUBS 18.1%	TOTAL SPENT WITH *OTHER HUBS 1.9%	**ADJUSTED HUB GOAL 18.1%			*OTHER HUB GOAL 1.9%	
					BLACK	HISPANIC	WOMAN	ASIAN PACIFIC	NATIVE AMERICAN
T									
N									
S									
-TC									
C									

107-Commission on Uniform State Laws-Other Services Unadjusted Goal is 33.0%

FUND TYPE	TOTAL EXPENDITURES	TOTAL SPENT WITH NON-HUBS	TOTAL SPENT WITH **ADJ. HUBS 33.0%	**ADJUSTED HUB GOAL 33.0%				
				ASIAN PACIFIC	BLACK	HISPANIC	NATIVE AMERICAN	WOMAN
T	\$24	\$24/100 %						
N								
S								
-TC								
C	\$24	\$24/100 %						

107-Commission on Uniform State Laws-Commodity Purchasing Unadjusted Goal is 12.6%

FUND TYPE	TOTAL EXPENDITURES	TOTAL SPENT WITH NON-HUBS	TOTAL SPENT WITH **ADJ. HUBS 11.6%	TOTAL SPENT WITH *OTHER HUBS 1.1%	**ADJUSTED HUB GOAL 11.6%			*OTHER HUB GOAL 1.1%	
					BLACK	HISPANIC	WOMAN	ASIAN PACIFIC	NATIVE AMERICAN
T									
N									
S									
-TC									
C									

DB = DEBIT (NEGATIVE AMOUNT) \* = OTHER HUBS \*\* = ADJUSTED HUBS \*\*\* = DOLLARS REPORTED BUT NOT SHOWN IN THESE COLUMNS. SEE COVER LETTER PARA. 4  
T=TREASURY, N=NON-TREASURY, S=SUBCONTRACTOR FUNDS & PROCUREMENT CARD HUB PURCHASES, TC=TERM CONTRACT, C=CONSOLIDATED. SEE PAGE 4 OF HUB REPORT FOR FUND TYPE DESCRIPTION.



116-SUNSET ADVISORY COMMISSION-Heavy Construction Unadjusted Goal is 11.9%

FUND TYPE	TOTAL EXPENDITURES	TOTAL SPENT WITH NON-HUBS AMOUNT/%	TOTAL SPENT WITH **ADJ. HUBS 5.5% AMOUNT/%	TOTAL SPENT WITH *OTHER HUBS 5.3% AMOUNT/%	ASIAN PACIFIC AMOUNT/%	BLACK AMOUNT/%	HISPANIC AMOUNT/%	NATIVE AMERICAN AMOUNT/%	*OTHER HUB GOAL 5.3% WOMAN AMOUNT/%
T									
N									
S									
-TC									
C									

116-SUNSET ADVISORY COMMISSION-Building Construction Unadjusted Goal is 26.1%

FUND TYPE	TOTAL EXPENDITURES	TOTAL SPENT WITH NON-HUBS	TOTAL SPENT WITH **ADJ. HUBS 25.1% AMOUNT/%	TOTAL SPENT WITH *OTHER HUBS 1.0% AMOUNT/%	BLACK	HISPANIC	WOMAN	*OTHER HUB GOAL 1.0% ASIAN PACIFIC NATIVE AMERICAN
T								
N								
S								
-TC								
C								

116-SUNSET ADVISORY COMMISSION-Special Trade Unadjusted Goal is 57.2%

FUND TYPE	TOTAL EXPENDITURES	TOTAL SPENT WITH NON-HUBS	TOTAL SPENT WITH **ADJ. HUBS 57.2% AMOUNT/%	TOTAL SPENT WITH *OTHER HUBS 10.2% AMOUNT/%	BLACK	HISPANIC	ASIAN PACIFIC	NATIVE AMERICAN	WOMAN
T									
N									
S									
-TC									
C									

116-SUNSET ADVISORY COMMISSION-Professional Services Unadjusted Goal is 20.0%

FUND TYPE	TOTAL EXPENDITURES	TOTAL SPENT WITH NON-HUBS	TOTAL SPENT WITH **ADJ. HUBS 18.1% AMOUNT/%	TOTAL SPENT WITH *OTHER HUBS 1.8% AMOUNT/%	BLACK	HISPANIC	WOMAN	*OTHER HUB GOAL 1.8% ASIAN PACIFIC NATIVE AMERICAN
T	\$3,000	\$3,000/100 %						
N								
S								
-TC								
C	\$3,000	\$3,000/100 %						

116-SUNSET ADVISORY COMMISSION-Other Services Unadjusted Goal is 33.0%

FUND TYPE	TOTAL EXPENDITURES	TOTAL SPENT WITH NON-HUBS	TOTAL SPENT WITH **ADJ. HUBS 33.0% AMOUNT/%	TOTAL SPENT WITH *OTHER HUBS 1.1% AMOUNT/%	ASIAN PACIFIC	BLACK	HISPANIC	NATIVE AMERICAN	WOMAN
T	\$48,575	\$48,595/99.8%	\$79/.164%				\$79/.164%		
N									
S									
-TC									
C	\$48,575	\$48,595/99.8%	\$79/.164%				\$79/.164%		

116-SUNSET ADVISORY COMMISSION-Commodity Purchasing Unadjusted Goal is 12.6%

FUND TYPE	TOTAL EXPENDITURES	TOTAL SPENT WITH NON-HUBS	TOTAL SPENT WITH **ADJ. HUBS 11.5% AMOUNT/%	TOTAL SPENT WITH *OTHER HUBS 1.1% AMOUNT/%	BLACK	HISPANIC	WOMAN	*OTHER HUB GOAL 1.1% ASIAN PACIFIC NATIVE AMERICAN
T	\$44,745	\$37,330/83.4%	\$7,415/16.5%		\$2,782/6.17%	\$84/.188%	\$4,568/10.2%	
N								
S								
-TC								
C	\$44,745	\$37,330/83.4%	\$7,415/16.5%		\$2,782/6.17%	\$84/.188%	\$4,568/10.2%	

DR = DEBIT (NEGATIVE AMOUNT) \* = OTHER HUBS \*\* = ADJUSTED HUBS \*\*\* = DOLLARS REPORTED BUT NOT SHOWN IN THESE COLUMNS. SEE COVER LETTER PARA. 4  
T-TREASURY, N-NON-TREASURY, S-SUBCONTRACTOR FUNDS & PROCUREMENT CARD HUB PURCHASES, TC-TERM CONTRACT, C-CONSOLIDATED. SEE PAGE 4 OF HUB REPORT FOR FUND TYPE DESCRIPTION.

201-SUPREME COURT-Heavy Construction Unadjusted Goal is 11.8%

FUND TYPE	TOTAL EXPENDITURES	TOTAL SPENT WITH NON-HUBS AMOUNT/%	TOTAL SPENT WITH **ADJ. HUBS 8.5%	TOTAL SPENT WITH **OTHER HUBS 3.3%	ASIAN PACIFIC AMOUNT/%	**ADJUSTED HUB GOAL 8.6%	BLACK AMOUNT/%	HISPANIC AMOUNT/%	NATIVE AMERICAN AMOUNT/%	*OTHER HUB GOAL 5.3% WOMAN AMOUNT/%
T										
N										
S										
-TC										
C										

201-SUPREME COURT-Building Construction Unadjusted Goal is 26.1%

FUND TYPE	TOTAL EXPENDITURES	TOTAL SPENT WITH NON-HUBS	TOTAL SPENT WITH **ADJ. HUBS 26.1%	TOTAL SPENT WITH **OTHER HUBS 1.0%	BLACK	**ADJUSTED HUB GOAL 26.1%	HISPANIC	WOMAN	*OTHER HUB GOAL 1.0%	ASIAN PACIFIC	NATIVE AMERICAN
T											
N											
S											
-TC											
C											

201-SUPREME COURT-Special Trade Unadjusted Goal is 57.2%

FUND TYPE	TOTAL EXPENDITURES	TOTAL SPENT WITH NON-HUBS	TOTAL SPENT WITH **ADJ. HUBS 47.0%	TOTAL SPENT WITH **OTHER HUBS 10.2%	BLACK	**ADJUSTED HUB GOAL 47.0%	HISPANIC	ASIAN PACIFIC	NATIVE AMERICAN	WOMAN
T										
N										
S										
-TC										
C										

201-SUPREME COURT-Professional Services Unadjusted Goal is 20.0%

FUND TYPE	TOTAL EXPENDITURES	TOTAL SPENT WITH NON-HUBS	TOTAL SPENT WITH **ADJ. HUBS 18.1%	TOTAL SPENT WITH **OTHER HUBS 1.9%	BLACK	**ADJUSTED HUB GOAL 18.1%	HISPANIC	WOMAN	*OTHER HUB GOAL 1.9%	ASIAN PACIFIC	NATIVE AMERICAN
T											
N											
S											
-TC											
C											

201-SUPREME COURT-Other Services Unadjusted Goal is 33.0%

FUND TYPE	TOTAL EXPENDITURES	TOTAL SPENT WITH NON-HUBS	TOTAL SPENT WITH **ADJ. HUBS 33.0%	ASIAN PACIFIC	BLACK	**ADJUSTED HUB GOAL 33.0%	HISPANIC	NATIVE AMERICAN	WOMAN
T	\$62,727	\$62,727/100 %							
N									
S									
-TC	\$642	\$642/100 %							
C	\$62,085	\$62,085/100 %							

201-SUPREME COURT-Commodity Purchasing Unadjusted Goal is 12.6%

FUND TYPE	TOTAL EXPENDITURES	TOTAL SPENT WITH NON-HUBS	TOTAL SPENT WITH **ADJ. HUBS 11.5%	TOTAL SPENT WITH **OTHER HUBS 1.1%	BLACK	**ADJUSTED HUB GOAL 11.5%	HISPANIC	WOMAN	*OTHER HUB GOAL 1.1%	ASIAN PACIFIC	NATIVE AMERICAN
T	\$104,223	\$65,829/62.3%	\$16,383/17.6%			\$289/.276%			\$18,104/17.3%		
N											
S											
-TC	\$45,406	\$38,990/81.3%	\$8,505/18.6%						\$8,505/18.6%		
C	\$58,727	\$48,838/83.1%	\$8,848/16.8%			\$289/.483%			\$9,599/16.3%		

DR = DEBIT (NEGATIVE AMOUNT) \* = OTHER HUBS \*\* = ADJUSTED HUBS \*\*\* = DOLLARS REPORTED BUT NOT SHOWN IN THESE COLUMNS. SEE COVER LETTER PARA. 4  
T=TREASURY, N=NON-TREASURY, S=SUBCONTRACTOR FUNDS & PROCUREMENT CARD HUB PURCHASES, TC=TERM CONTRACT, C=CONSOLIDATED. SEE PAGE 4 OF HUB REPORT FOR FUND TYPE DESCRIPTION.

202-STATE BAR OF TEXAS-Heavy Construction Unadjusted Goal is 11.8%

FUND TYPE	TOTAL EXPENDITURES	TOTAL SPENT WITH NON-HUBS AMOUNT/%	TOTAL SPENT WITH **ADJ HUBS 8.5% AMOUNT/%	TOTAL SPENT WITH *OTHER HUBS 5.3% AMOUNT/%	ASIAN PACIFIC AMOUNT/%	BLACK AMOUNT/%	HISPANIC AMOUNT/%	NATIVE AMERICAN AMOUNT/%	*OTHER HUB GOAL 5.3% WOMAN AMOUNT/%
-----------	--------------------	------------------------------------	---	--	------------------------	----------------	-------------------	--------------------------	-------------------------------------

T  
N  
S  
-TC

C

202-STATE BAR OF TEXAS-Building Construction Unadjusted Goal is 26.1%

FUND TYPE	TOTAL EXPENDITURES	TOTAL SPENT WITH NON-HUBS	TOTAL SPENT WITH **ADJ HUBS 25.1%	TOTAL SPENT WITH *OTHER HUBS 1.0%	BLACK	HISPANIC	WOMAN	*OTHER HUB GOAL 1.0% ASIAN PACIFIC NATIVE AMERICAN
-----------	--------------------	---------------------------	-----------------------------------	-----------------------------------	-------	----------	-------	--

T  
N  
S  
-TC

C

202-STATE BAR OF TEXAS-Special Trade Unadjusted Goal is 57.2%

FUND TYPE	TOTAL EXPENDITURES	TOTAL SPENT WITH NON-HUBS	TOTAL SPENT WITH **ADJ HUBS 47.0%	TOTAL SPENT WITH *OTHER HUBS 10.2%	BLACK	HISPANIC	WOMAN	*OTHER HUB GOAL 10.2% ASIAN PACIFIC NATIVE AMERICAN
-----------	--------------------	---------------------------	-----------------------------------	------------------------------------	-------	----------	-------	---

T  
N  
S  
-TC

C

202-STATE BAR OF TEXAS-Professional Services Unadjusted Goal is 20.0%

FUND TYPE	TOTAL EXPENDITURES	TOTAL SPENT WITH NON-HUBS	TOTAL SPENT WITH **ADJ HUBS 18.1%	TOTAL SPENT WITH *OTHER HUBS 1.9%	BLACK	HISPANIC	WOMAN	*OTHER HUB GOAL 1.9% ASIAN PACIFIC NATIVE AMERICAN
-----------	--------------------	---------------------------	-----------------------------------	-----------------------------------	-------	----------	-------	--

T  
N  
S  
-TC

C

202-STATE BAR OF TEXAS-Other Services Unadjusted Goal is 33.0%

FUND TYPE	TOTAL EXPENDITURES	TOTAL SPENT WITH NON-HUBS	TOTAL SPENT WITH **ADJ HUBS 33.0%	ASIAN PACIFIC	BLACK	HISPANIC	NATIVE AMERICAN	WOMAN
-----------	--------------------	---------------------------	-----------------------------------	---------------	-------	----------	-----------------	-------

T  
N  
S  
-TC

C

202-STATE BAR OF TEXAS-Commodity Purchasing Unadjusted Goal is 12.6%

FUND TYPE	TOTAL EXPENDITURES	TOTAL SPENT WITH NON-HUBS	TOTAL SPENT WITH **ADJ HUBS 11.5%	TOTAL SPENT WITH *OTHER HUBS 1.1%	BLACK	HISPANIC	WOMAN	*OTHER HUB GOAL 1.1% ASIAN PACIFIC NATIVE AMERICAN
-----------	--------------------	---------------------------	-----------------------------------	-----------------------------------	-------	----------	-------	--

T  
N  
S  
-TC

C

\$7,214

\$7,214/100 %

\$7,214/100 %

DR = DEBIT (NEGATIVE AMOUNT) \* = OTHER HUBS \*\* = ADJUSTED HUBS \*\*\* = DOLLARS REPORTED BUT NOT SHOWN IN THESE COLUMNS. SEE COVER LETTER PARA. 4  
T-TREASURY, N-NON-TREASURY, S-SUBCONTRACTOR FUNDS & PROCUREMENT CARD HUB PURCHASES, TC-TERM CONTRACT, C-CONSOLIDATED. SEE PAGE 4 OF HUB REPORT FOR FUND TYPE DESCRIPTION.

203-BOARD OF LAW EXAMINERS-Heavy Construction Unadjusted Goal is 11.8%

FUND TYPE	TOTAL EXPENDITURES	TOTAL SPENT WITH NON-HUBS AMOUNT/%	TOTAL SPENT WITH **ADJ HUBS 8.6% AMOUNT/%	TOTAL SPENT WITH *OTHER HUBS 5.3% AMOUNT/%	ASIAN PACIFIC AMOUNT/%	BLACK AMOUNT/%	HISPANIC AMOUNT/%	NATIVE AMERICAN AMOUNT/%	*OTHER HUB GOAL 6.3% WOMAN AMOUNT/%
T									
N									
S									
-TC									
C									

203-BOARD OF LAW EXAMINERS-Building Construction Unadjusted Goal is 26.1%

FUND TYPE	TOTAL EXPENDITURES	TOTAL SPENT WITH NON-HUBS	TOTAL SPENT WITH **ADJ HUBS 26.1% AMOUNT/%	TOTAL SPENT WITH *OTHER HUBS 1.0% AMOUNT/%	BLACK AMOUNT/%	HISPANIC AMOUNT/%	WOMAN AMOUNT/%	ASIAN PACIFIC AMOUNT/%	NATIVE AMERICAN AMOUNT/%
T									
N									
S									
-TC									
C									

203-BOARD OF LAW EXAMINERS-Special Trade Unadjusted Goal is 67.2%

FUND TYPE	TOTAL EXPENDITURES	TOTAL SPENT WITH NON-HUBS	TOTAL SPENT WITH **ADJ HUBS 47.0% AMOUNT/%	TOTAL SPENT WITH *OTHER HUBS 10.2% AMOUNT/%	BLACK AMOUNT/%	HISPANIC AMOUNT/%	ASIAN PACIFIC AMOUNT/%	NATIVE AMERICAN AMOUNT/%	WOMAN AMOUNT/%
T									
N									
S									
-TC									
C									

203-BOARD OF LAW EXAMINERS-Professional Services Unadjusted Goal is 20.0%

FUND TYPE	TOTAL EXPENDITURES	TOTAL SPENT WITH NON-HUBS	TOTAL SPENT WITH **ADJ HUBS 16.1% AMOUNT/%	TOTAL SPENT WITH *OTHER HUBS 1.9% AMOUNT/%	BLACK AMOUNT/%	HISPANIC AMOUNT/%	WOMAN AMOUNT/%	ASIAN PACIFIC AMOUNT/%	NATIVE AMERICAN AMOUNT/%
T									
N									
S									
-TC									
C									

203-BOARD OF LAW EXAMINERS-Other Services Unadjusted Goal is 33.0%

FUND TYPE	TOTAL EXPENDITURES	TOTAL SPENT WITH NON-HUBS	TOTAL SPENT WITH **ADJ HUBS 33.0% AMOUNT/%	ASIAN PACIFIC AMOUNT/%	BLACK AMOUNT/%	HISPANIC AMOUNT/%	NATIVE AMERICAN AMOUNT/%	WOMAN AMOUNT/%
T	\$644	\$644/100 %						
N								
S								
-TC								
C	\$644	\$644/100 %						

203-BOARD OF LAW EXAMINERS-Commodity Purchasing Unadjusted Goal is 12.6%

FUND TYPE	TOTAL EXPENDITURES	TOTAL SPENT WITH NON-HUBS	TOTAL SPENT WITH **ADJ HUBS 11.5% AMOUNT/%	TOTAL SPENT WITH *OTHER HUBS 1.1% AMOUNT/%	BLACK AMOUNT/%	HISPANIC AMOUNT/%	WOMAN AMOUNT/%	ASIAN PACIFIC AMOUNT/%	NATIVE AMERICAN AMOUNT/%
T	\$1,592	\$1,592/100 %							
N									
S									
-TC									
C	\$1,592	\$1,592/100 %							

DB = DEBIT (NEGATIVE AMOUNT) \* = OTHER HUBS \*\* = ADJUSTED HUBS \*\*\* = DOLLARS REPORTED BUT NOT SHOWN IN THESE COLUMNS. SEE COVER LETTER PARA. 4  
T=TREASURY, N=NON-TREASURY, S=SUBCONTRACTOR FUNDS & PROCUREMENT CARD HUB PURCHASES, TC=TERM CONTRACT, C=CONSOLIDATED. SEE PAGE 4 OF HUB REPORT FOR FUND TYPE DESCRIPTION.

204-COURT REPORTER CERTIFICATION BOARD-Heavy Construction Unadjusted Goal is 11.9%

FUND TYPE	TOTAL EXPENDITURES	TOTAL SPENT WITH NON-HUBS AMOUNT/%	TOTAL SPENT WITH **ADJ. HUBS 5.6% AMOUNT/%	TOTAL SPENT WITH *OTHER HUBS 5.3% AMOUNT/%	ASIAN PACIFIC AMOUNT/%	**ADJUSTED HUB GOAL 5.6% BLACK AMOUNT/%	HISPANIC AMOUNT/%	NATIVE AMERICAN AMOUNT/%	*OTHER HUB GOAL 5.3% WOMAN AMOUNT/%
-----------	--------------------	------------------------------------	--	--	------------------------	--	-------------------	--------------------------	--

T  
N  
S  
-TC

C

204-COURT REPORTER CERTIFICATION BOARD-Building Construction Unadjusted Goal is 26.1%

FUND TYPE	TOTAL EXPENDITURES	TOTAL SPENT WITH NON-HUBS	TOTAL SPENT WITH **ADJ. HUBS 25.1%	TOTAL SPENT WITH *OTHER HUBS 1.0%	BLACK	**ADJUSTED HUB GOAL 25.1% HISPANIC	WOMAN	*OTHER HUB GOAL 1.0% ASIAN PACIFIC	NATIVE AMERICAN
-----------	--------------------	---------------------------	------------------------------------	-----------------------------------	-------	---------------------------------------	-------	---------------------------------------	-----------------

T  
N  
S  
-TC

C

204-COURT REPORTER CERTIFICATION BOARD-Special Trade Unadjusted Goal is 57.2%

FUND TYPE	TOTAL EXPENDITURES	TOTAL SPENT WITH NON-HUBS	TOTAL SPENT WITH **ADJ. HUBS 47.0%	TOTAL SPENT WITH *OTHER HUBS 10.2%	BLACK	**ADJUSTED HUB GOAL 47.0% HISPANIC	ASIAN PACIFIC	*OTHER HUB GOAL 10.2% NATIVE AMERICAN	WOMAN
-----------	--------------------	---------------------------	------------------------------------	------------------------------------	-------	---------------------------------------	---------------	--	-------

T  
N  
S  
-TC

C

204-COURT REPORTER CERTIFICATION BOARD-Professional Services Unadjusted Goal is 20.0%

FUND TYPE	TOTAL EXPENDITURES	TOTAL SPENT WITH NON-HUBS	TOTAL SPENT WITH **ADJ. HUBS 18.1%	TOTAL SPENT WITH *OTHER HUBS 1.9%	BLACK	**ADJUSTED HUB GOAL 18.1% HISPANIC	WOMAN	*OTHER HUB GOAL 1.9% ASIAN PACIFIC	NATIVE AMERICAN
-----------	--------------------	---------------------------	------------------------------------	-----------------------------------	-------	---------------------------------------	-------	---------------------------------------	-----------------

T  
N  
S  
-TC

C

204-COURT REPORTER CERTIFICATION BOARD-Other Services Unadjusted Goal is 33.0%

FUND TYPE	TOTAL EXPENDITURES	TOTAL SPENT WITH NON-HUBS	TOTAL SPENT WITH **ADJ. HUBS 33.0%	TOTAL SPENT WITH *OTHER HUBS 1.3%	ASIAN PACIFIC	**ADJUSTED HUB GOAL 33.0% BLACK	HISPANIC	NATIVE AMERICAN	WOMAN
-----------	--------------------	---------------------------	------------------------------------	-----------------------------------	---------------	------------------------------------	----------	-----------------	-------

T  
N  
S  
-TC

C

204-COURT REPORTER CERTIFICATION BOARD-Commodity Purchasing Unadjusted Goal is 12.6%

FUND TYPE	TOTAL EXPENDITURES	TOTAL SPENT WITH NON-HUBS	TOTAL SPENT WITH **ADJ. HUBS 11.5%	TOTAL SPENT WITH *OTHER HUBS 1.1%	BLACK	**ADJUSTED HUB GOAL 11.6% HISPANIC	WOMAN	*OTHER HUB GOAL 1.1% ASIAN PACIFIC	NATIVE AMERICAN
-----------	--------------------	---------------------------	------------------------------------	-----------------------------------	-------	---------------------------------------	-------	---------------------------------------	-----------------

T  
N  
S  
-TC

C

DB = DEBIT (NEGATIVE AMOUNT) \* = OTHER HUBS \*\* = ADJUSTED HUBS \*\*\* = DOLLARS REPORTED BUT NOT SHOWN IN THESE COLUMNS. SEE COVER LETTER PARA. 4  
T-TREASURY, N-NON-TREASURY, S-SUBCONTRACTOR FUNDS & PROCUREMENT CARD HUB PURCHASES, TC-TERM CONTRACT, C-CONSOLIDATED. SEE PAGE 4 OF HUB REPORT FOR FUND TYPE DESCRIPTION.

211-COURT OF CRIMINAL APPEALS-Heavy Construction Unadjusted Goal is 11.9%

FUND TYPE	TOTAL EXPENDITURES	TOTAL SPENT WITH NON-HUBS AMOUNT/%	TOTAL SPENT WITH **ADJ. HUBS 11.9% AMOUNT/%	TOTAL SPENT WITH **OTHER HUBS 6.8% AMOUNT/%	ASIAN PACIFIC AMOUNT/%	BLACK AMOUNT/%	HISPANIC AMOUNT/%	NATIVE AMERICAN AMOUNT/%	*OTHER HUB GOAL 5.3% WOMAN AMOUNT/%
T									
N									
S									
-TC									
C									

211-COURT OF CRIMINAL APPEALS-Building Construction Unadjusted Goal is 26.1%

FUND TYPE	TOTAL EXPENDITURES	TOTAL SPENT WITH NON-HUBS	TOTAL SPENT WITH **ADJ. HUBS 26.1%	TOTAL SPENT WITH **OTHER HUBS 1.0%	BLACK	HISPANIC	WOMAN	ASIAN PACIFIC	NATIVE AMERICAN
T									
N									
S									
-TC									
C									

211-COURT OF CRIMINAL APPEALS-Special Trade Unadjusted Goal is 57.2%

FUND TYPE	TOTAL EXPENDITURES	TOTAL SPENT WITH NON-HUBS	TOTAL SPENT WITH **ADJ. HUBS 57.2%	TOTAL SPENT WITH **OTHER HUBS 10.2%	BLACK	HISPANIC	ASIAN PACIFIC	NATIVE AMERICAN	WOMAN
T									
N									
S									
-TC									
C									

211-COURT OF CRIMINAL APPEALS-Professional Services Unadjusted Goal is 20.0%

FUND TYPE	TOTAL EXPENDITURES	TOTAL SPENT WITH NON-HUBS	TOTAL SPENT WITH **ADJ. HUBS 20.0%	TOTAL SPENT WITH **OTHER HUBS 1.9%	BLACK	HISPANIC	WOMAN	ASIAN PACIFIC	NATIVE AMERICAN
T									
N									
S									
-TC									
C									

211-COURT OF CRIMINAL APPEALS-Other Services Unadjusted Goal is 33.0%

FUND TYPE	TOTAL EXPENDITURES	TOTAL SPENT WITH NON-HUBS	TOTAL SPENT WITH **ADJ. HUBS 33.0%	**ADJUSTED HUB GOAL 33.0%	ASIAN PACIFIC	BLACK	HISPANIC	NATIVE AMERICAN	WOMAN
T	\$18,533	\$18,533/100 %							
N									
S									
-TC									
C	\$18,533	\$18,533/100 %							

211-COURT OF CRIMINAL APPEALS-Commodity Purchasing Unadjusted Goal is 12.6%

FUND TYPE	TOTAL EXPENDITURES	TOTAL SPENT WITH NON-HUBS	TOTAL SPENT WITH **ADJ. HUBS 12.6%	TOTAL SPENT WITH **OTHER HUBS 1.1%	BLACK	HISPANIC	WOMAN	ASIAN PACIFIC	NATIVE AMERICAN
T	\$416,986	\$400,933/96.1%	\$16,408/3.45%	\$1,644/.394%		\$210/.050%	\$14,198/3.40%		\$1,644/.394%
N									
S									
-TC	\$30,282	\$30,282/100 %							
C	\$386,703	\$370,661/95.8%	\$16,408/3.72%	\$1,644/.425%		\$210/.054%	\$14,198/3.67%		\$1,644/.425%

DB = DEBIT (NEGATIVE AMOUNT) \* = OTHER HUBS \*\* = ADJUSTED HUBS \*\*\* = DOLLARS REPORTED BUT NOT SHOWN IN THESE COLUMNS. SEE COVER LETTER PARA. 4  
T=TREASURY, N=NON-TREASURY, S=SUBCONTRACTOR FUNDS & PROCUREMENT CARD HUB PURCHASES, TC=TERM CONTRACT, C=CONSOLIDATED. SEE PAGE 4 OF HUB REPORT FOR FUND TYPE DESCRIPTION.

FUND TYPE	TOTAL EXPENDITURES	TOTAL SPENT WITH NON-HUBS AMOUNT/%	212-OFFICE OF COURT ADMINISTRATION-Heavy Construction Unadjusted Goal is 11.9%		**ADJUSTED HUB GOAL 2.8%				*OTHER HUB GOAL 5.3% WOMAN AMOUNT/%
			TOTAL SPENT WITH **ADJ. HUBS 2.6% AMOUNT/%	TOTAL SPENT WITH *OTHER HUBS 2.3% AMOUNT/%	ASIAN PACIFIC AMOUNT/%	BLACK AMOUNT/%	HISPANIC AMOUNT/%	NATIVE AMERICAN AMOUNT/%	

T  
N  
S  
-TC

C

FUND TYPE	TOTAL EXPENDITURES	TOTAL SPENT WITH NON-HUBS	212-OFFICE OF COURT ADMINISTRATION-Building Construction Unadjusted Goal is 28.1%		**ADJUSTED HUB GOAL 25.1%			*OTHER HUB GOAL 1.0%	
			TOTAL SPENT WITH **ADJ. HUBS 25.1%	TOTAL SPENT WITH *OTHER HUBS 1.0%	BLACK	HISPANIC	WOMAN	ASIAN PACIFIC	NATIVE AMERICAN

T  
N  
S  
-TC

C

FUND TYPE	TOTAL EXPENDITURES	TOTAL SPENT WITH NON-HUBS	212-OFFICE OF COURT ADMINISTRATION-Special Trade Unadjusted Goal is 57.2%		**ADJUSTED HUB GOAL 47.0%		*OTHER HUB GOAL 10.2%		
			TOTAL SPENT WITH **ADJ. HUBS 47.0%	TOTAL SPENT WITH *OTHER HUBS 10.2%	BLACK	HISPANIC	ASIAN PACIFIC	NATIVE AMERICAN	WOMAN

T  
N  
S  
-TC

C

FUND TYPE	TOTAL EXPENDITURES	TOTAL SPENT WITH NON-HUBS	212-OFFICE OF COURT ADMINISTRATION-Professional Services Unadjusted Goal is 20.0%		**ADJUSTED HUB GOAL 18.1%			*OTHER HUB GOAL 1.9%	
			TOTAL SPENT WITH **ADJ. HUBS 18.1%	TOTAL SPENT WITH *OTHER HUBS 1.9%	BLACK	HISPANIC	WOMAN	ASIAN PACIFIC	NATIVE AMERICAN

T  
N  
S  
-TC

C

FUND TYPE	TOTAL EXPENDITURES	TOTAL SPENT WITH NON-HUBS	212-OFFICE OF COURT ADMINISTRATION-Other Services Unadjusted Goal is 33.0%		**ADJUSTED HUB GOAL 33.0%				
			TOTAL SPENT WITH **ADJ. HUBS 33.0%	ASIAN PACIFIC	BLACK	HISPANIC	NATIVE AMERICAN	WOMAN	

T  
N  
S  
-TC

C	\$1,068,251	\$81,188/8.63%	\$977,082/91.4%						\$977,082/91.4%
---	-------------	----------------	-----------------	--	--	--	--	--	-----------------

FUND TYPE	TOTAL EXPENDITURES	TOTAL SPENT WITH NON-HUBS	212-OFFICE OF COURT ADMINISTRATION-Commodity Purchasing Unadjusted Goal is 12.6%		**ADJUSTED HUB GOAL 11.5%			*OTHER HUB GOAL 1.1%	
			TOTAL SPENT WITH **ADJ. HUBS 11.5%	TOTAL SPENT WITH *OTHER HUBS 1.1%	BLACK	HISPANIC	WOMAN	ASIAN PACIFIC	NATIVE AMERICAN

T  
N  
S  
-TC

C	\$626,634	\$267,278/42.6%	\$124,493/19.8%	\$234,861/37.4%	\$3,093/.483%	\$28,386/4.68%	\$92,013/14.6%	\$234,861/37.4%
---	-----------	-----------------	-----------------	-----------------	---------------	----------------	----------------	-----------------

DB = DEBIT (NEGATIVE AMOUNT) \* = OTHER HUBS \*\* = ADJUSTED HUBS \*\*\* = DOLLARS REPORTED BUT NOT SHOWN IN THESE COLUMNS. SEE COVER LETTER PARA. 4  
T-TREASURY, N=NON-TREASURY, S=SUBCONTRACTOR FUNDS & PROCUREMENT CARD HUB PURCHASES, TC-TERM CONTRACT, C=CONSOLIDATED. SEE PAGE 4 OF HUB REPORT FOR FUND TYPE DESCRIPTION.

213-OFFICE OF STATE PROSECUTING ATTORNEY-Heavy Construction Unadjusted Goal is 11.9%

FUND TYPE	TOTAL EXPENDITURES	TOTAL SPENT WITH NON-HUBS AMOUNT/%	TOTAL SPENT WITH **ADJ. HUBS 6.6% AMOUNT/%	TOTAL SPENT WITH *OTHER HUBS 5.3% AMOUNT/%	ASIAN PACIFIC AMOUNT/%	BLACK AMOUNT/%	HISPANIC AMOUNT/%	NATIVE AMERICAN AMOUNT/%	*OTHER HUB GOAL 5.3% WOMAN AMOUNT/%
T									
N									
S									
-TC									
C									

213-OFFICE OF STATE PROSECUTING ATTORNEY-Building Construction Unadjusted Goal is 28.1%

FUND TYPE	TOTAL EXPENDITURES	TOTAL SPENT WITH NON-HUBS	TOTAL SPENT WITH **ADJ. HUBS 25.1% AMOUNT/%	TOTAL SPENT WITH *OTHER HUBS 1.0% AMOUNT/%	BLACK	HISPANIC	WOMAN	ASIAN PACIFIC	NATIVE AMERICAN
T									
N									
S									
-TC									
C									

213-OFFICE OF STATE PROSECUTING ATTORNEY-Special Trade Unadjusted Goal is 57.2%

FUND TYPE	TOTAL EXPENDITURES	TOTAL SPENT WITH NON-HUBS	TOTAL SPENT WITH **ADJ. HUBS 47.0% AMOUNT/%	TOTAL SPENT WITH *OTHER HUBS 10.2% AMOUNT/%	BLACK	HISPANIC	ASIAN PACIFIC	NATIVE AMERICAN	WOMAN
T									
N									
S									
-TC									
C									

213-OFFICE OF STATE PROSECUTING ATTORNEY-Professional Services Unadjusted Goal is 20.0%

FUND TYPE	TOTAL EXPENDITURES	TOTAL SPENT WITH NON-HUBS	TOTAL SPENT WITH **ADJ. HUBS 18.1% AMOUNT/%	TOTAL SPENT WITH *OTHER HUBS 1.9% AMOUNT/%	BLACK	HISPANIC	WOMAN	ASIAN PACIFIC	NATIVE AMERICAN
T									
N									
S									
-TC									
C									

213-OFFICE OF STATE PROSECUTING ATTORNEY-Other Services Unadjusted Goal is 33.0%

FUND TYPE	TOTAL EXPENDITURES	TOTAL SPENT WITH NON-HUBS	TOTAL SPENT WITH **ADJ. HUBS 23.0% AMOUNT/%	TOTAL SPENT WITH *OTHER HUBS 33.0% AMOUNT/%	ASIAN PACIFIC	BLACK	HISPANIC	NATIVE AMERICAN	WOMAN
T	\$731	\$731/100 %							
N									
S									
-TC									
C	\$731	\$731/100 %							

213-OFFICE OF STATE PROSECUTING ATTORNEY-Commodity Purchasing Unadjusted Goal is 12.6%

FUND TYPE	TOTAL EXPENDITURES	TOTAL SPENT WITH NON-HUBS	TOTAL SPENT WITH **ADJ. HUBS 11.5% AMOUNT/%	TOTAL SPENT WITH *OTHER HUBS 1.1% AMOUNT/%	BLACK	HISPANIC	WOMAN	ASIAN PACIFIC	NATIVE AMERICAN
T	\$4,769	\$3,825/80.2%	\$844/19.7%						
N									
S									
-TC	\$1,884	\$1,884/100 %							
C	\$2,905	\$1,981/67.6%	\$844/32.4%				\$844/32.4%		

DB = DEBIT (NEGATIVE AMOUNT) \* = OTHER HUBS \*\* = ADJUSTED HUBS \*\*\* = DOLLARS REPORTED BUT NOT SHOWN IN THESE COLUMNS. SEE COVER LETTER PARA. 4  
 T-TREASURY, N-NON-TREASURY, S-SUBCONTRACTOR FUNDS & PROCUREMENT CARD HUB PURCHASES, TC-TERM CONTRACT, C-CONSOLIDATED. SEE PAGE 4 OF HUB REPORT FOR FUND TYPE DESCRIPTION.



**221-COURT OF APPEALS - FIRST COURT-Heavy Construction Unadjusted Goal is 11.9%**

FUND TYPE	TOTAL EXPENDITURES	TOTAL SPENT WITH NON-HUBS AMOUNT/%	TOTAL SPENT WITH **ADJ. HUBS 8.6% AMOUNT/%	TOTAL SPENT WITH *OTHER HUBS 3.3% AMOUNT/%	ASIAN PACIFIC AMOUNT/%	BLACK AMOUNT/%	HISPANIC AMOUNT/%	NATIVE AMERICAN AMOUNT/%	*OTHER HUB GOAL 5.3% WOMAN AMOUNT/%
T									
N									
S									
-TC									
C									

**221-COURT OF APPEALS - FIRST COURT-Building Construction Unadjusted Goal is 26.1%**

FUND TYPE	TOTAL EXPENDITURES	TOTAL SPENT WITH NON-HUBS	TOTAL SPENT WITH **ADJ. HUBS 25.1%	TOTAL SPENT WITH *OTHER HUBS 1.0%	BLACK	HISPANIC	WOMAN	*OTHER HUB GOAL 1.0% ASIAN PACIFIC NATIVE AMERICAN
T								
N								
S								
-TC								
C								

**221-COURT OF APPEALS - FIRST COURT-Special Trade Unadjusted Goal is 57.2%**

FUND TYPE	TOTAL EXPENDITURES	TOTAL SPENT WITH NON-HUBS	TOTAL SPENT WITH **ADJ. HUBS 47.0%	TOTAL SPENT WITH *OTHER HUBS 10.2%	BLACK	HISPANIC	ASIAN PACIFIC	NATIVE AMERICAN	WOMAN
T									
N									
S									
-TC									
C									

**221-COURT OF APPEALS - FIRST COURT-Professional Services Unadjusted Goal is 20.0%**

FUND TYPE	TOTAL EXPENDITURES	TOTAL SPENT WITH NON-HUBS	TOTAL SPENT WITH **ADJ. HUBS 18.1%	TOTAL SPENT WITH *OTHER HUBS 1.9%	BLACK	HISPANIC	WOMAN	*OTHER HUB GOAL 1.9% ASIAN PACIFIC NATIVE AMERICAN
T								
N								
S								
-TC								
C								

**221-COURT OF APPEALS - FIRST COURT-Other Services Unadjusted Goal is 33.0%**

FUND TYPE	TOTAL EXPENDITURES	TOTAL SPENT WITH NON-HUBS	TOTAL SPENT WITH **ADJ. HUBS 33.0%	ASIAN PACIFIC	BLACK	HISPANIC	NATIVE AMERICAN	WOMAN
T	\$42,484	\$42,289/98.5%	\$195/.460%					\$195/.460%
N								
S								
-TC								
C	\$42,484	\$42,289/98.5%	\$195/.460%					\$195/.460%

**221-COURT OF APPEALS - FIRST COURT-Commodity Purchasing Unadjusted Goal is 12.6%**

FUND TYPE	TOTAL EXPENDITURES	TOTAL SPENT WITH NON-HUBS	TOTAL SPENT WITH **ADJ. HUBS 11.5%	TOTAL SPENT WITH *OTHER HUBS 1.1%	BLACK	HISPANIC	WOMAN	*OTHER HUB GOAL 1.1% ASIAN PACIFIC NATIVE AMERICAN
T	\$22,087	\$20,498/92.7%	\$1,324/5.98%	\$272/1.23%			\$1,324/5.98%	\$272/1.23%
N								
S								
-TC	\$8,498	\$8,498/100%						
C	\$15,589	\$14,001/89.7%	\$1,324/8.48%	\$272/1.74%			\$1,324/8.48%	\$272/1.74%

DB = DEBIT (NEGATIVE AMOUNT) \* = OTHER HUBS \*\* = ADJUSTED HUBS \*\*\* = DOLLARS REPORTED BUT NOT SHOWN IN THESE COLUMNS. SEE COVER LETTER PARA. 4  
T-TREASURY, N-NON-TREASURY, S-SUBCONTRACTOR FUNDS & PROCUREMENT CARD HUB PURCHASES, TC-TERM CONTRACT, C-CONSOLIDATED. SEE PAGE 4 OF HUB REPORT FOR FUND TYPE DESCRIPTION.

222-COURT OF APPEALS - SECOND COURT-Heavy Construction Unadjusted Goal is 11.9%

FUND TYPE	TOTAL EXPENDITURES	TOTAL SPENT WITH NON-HUBS AMOUNT/%	TOTAL SPENT WITH **ADJ. HUBS 6.6% AMOUNT/%	TOTAL SPENT WITH *OTHER HUBS 5.3% AMOUNT/%	ASIAN PACIFIC AMOUNT/%	**ADJUSTED HUB GOAL 6.6% BLACK AMOUNT/%	HISPANIC AMOUNT/%	NATIVE AMERICAN AMOUNT/%	*OTHER HUB GOAL 6.3% WOMAN AMOUNT/%
T									
N									
S									
-TC									
C									

222-COURT OF APPEALS - SECOND COURT-Building Construction Unadjusted Goal is 26.1%

FUND TYPE	TOTAL EXPENDITURES	TOTAL SPENT WITH NON-HUBS	TOTAL SPENT WITH **ADJ. HUBS 25.1% AMOUNT/%	TOTAL SPENT WITH *OTHER HUBS 1.0% AMOUNT/%	BLACK AMOUNT/%	**ADJUSTED HUB GOAL 25.1% HISPANIC AMOUNT/%	WOMAN AMOUNT/%	*OTHER HUB GOAL 1.0% ASIAN PACIFIC AMOUNT/%	NATIVE AMERICAN AMOUNT/%
T									
N									
S									
-TC									
C									

222-COURT OF APPEALS - SECOND COURT-Special Trade Unadjusted Goal is 57.2%

FUND TYPE	TOTAL EXPENDITURES	TOTAL SPENT WITH NON-HUBS	TOTAL SPENT WITH **ADJ. HUBS 47.0% AMOUNT/%	TOTAL SPENT WITH *OTHER HUBS 10.2% AMOUNT/%	BLACK AMOUNT/%	**ADJUSTED HUB GOAL 47.0% HISPANIC AMOUNT/%	ASIAN PACIFIC AMOUNT/%	NATIVE AMERICAN AMOUNT/%	WOMAN AMOUNT/%
T									
N									
S									
-TC									
C									

222-COURT OF APPEALS - SECOND COURT-Professional Services Unadjusted Goal is 20.0%

FUND TYPE	TOTAL EXPENDITURES	TOTAL SPENT WITH NON-HUBS	TOTAL SPENT WITH **ADJ. HUBS 16.1% AMOUNT/%	TOTAL SPENT WITH *OTHER HUBS 3.9% AMOUNT/%	BLACK AMOUNT/%	**ADJUSTED HUB GOAL 16.1% HISPANIC AMOUNT/%	WOMAN AMOUNT/%	*OTHER HUB GOAL 3.9% ASIAN PACIFIC AMOUNT/%	NATIVE AMERICAN AMOUNT/%
T									
N									
S									
-TC									
C									

222-COURT OF APPEALS - SECOND COURT-Other Services Unadjusted Goal is 33.0%

FUND TYPE	TOTAL EXPENDITURES	TOTAL SPENT WITH NON-HUBS	TOTAL SPENT WITH **ADJ. HUBS 23.0% AMOUNT/%	TOTAL SPENT WITH *OTHER HUBS 10.0% AMOUNT/%	ASIAN PACIFIC AMOUNT/%	**ADJUSTED HUB GOAL 33.0% BLACK AMOUNT/%	HISPANIC AMOUNT/%	NATIVE AMERICAN AMOUNT/%	WOMAN AMOUNT/%
T	\$5,920	\$5,710/96.4%	\$209/3.53%						\$209/3.63%
N									
S									
-TC	\$58		\$58/100%						\$58/100%
C	\$5,861	\$5,710/97.4%	\$150/2.56%						\$150/2.58%

222-COURT OF APPEALS - SECOND COURT-Commodity Purchasing Unadjusted Goal is 12.6%

FUND TYPE	TOTAL EXPENDITURES	TOTAL SPENT WITH NON-HUBS	TOTAL SPENT WITH **ADJ. HUBS 13.9% AMOUNT/%	TOTAL SPENT WITH *OTHER HUBS 1.1% AMOUNT/%	BLACK AMOUNT/%	**ADJUSTED HUB GOAL 11.6% HISPANIC AMOUNT/%	WOMAN AMOUNT/%	*OTHER HUB GOAL 1.1% ASIAN PACIFIC AMOUNT/%	NATIVE AMERICAN AMOUNT/%
T	\$40,716	\$32,651/80.1%	\$6,236/16.3%	\$1,828/4.48%		\$3,132/7.88%	\$3,104/7.62%	\$1,828/4.48%	
N									
S									
-TC	\$15,418	\$14,678/94.9%	\$639/5.44%				\$639/5.44%		
C	\$25,288	\$18,072/71.4%	\$6,397/21.3%	\$1,828/7.22%		\$3,132/12.3%	\$2,265/8.95%	\$1,828/7.22%	

DB = DEBIT (NEGATIVE AMOUNT) \* = OTHER HUBS \*\* = ADJUSTED HUBS \*\*\* = DOLLARS REPORTED BUT NOT SHOWN IN THESE COLUMNS. SEE COVER LETTER PARA. 4  
T=TREASURY, N=NON-TREASURY, S=SUBCONTRACTOR FUNDS & PROCUREMENT CARD HUB PURCHASES, TC=TERM CONTRACT, C=CONSOLIDATED. SEE PAGE 4 OF HUB REPORT FOR FUND TYPE DESCRIPTION.

223-COURT OF APPEALS - THIRD COURT-Heavy Construction Unadjusted Goal is 11.9%

FUND TYPE	TOTAL EXPENDITURES	TOTAL SPENT WITH NON-HUBS AMOUNT/%	TOTAL SPENT WITH ADJ. HUBS 6.6% AMOUNT/%	TOTAL SPENT WITH OTHER HUBS 5.3% AMOUNT/%	ASIAN PACIFIC AMOUNT/%	BLACK AMOUNT/%	HISPANIC AMOUNT/%	NATIVE AMERICAN AMOUNT/%	*OTHER HUB GOAL 5.3% WOMAN AMOUNT/%
T									
N									
S									
-TC									
C									

223-COURT OF APPEALS - THIRD COURT-Building Construction Unadjusted Goal is 26.1%

FUND TYPE	TOTAL EXPENDITURES	TOTAL SPENT WITH NON-HUBS	TOTAL SPENT WITH ADJ. HUBS 25.1%	TOTAL SPENT WITH OTHER HUBS 1.0%	BLACK	HISPANIC	WOMAN	ASIAN PACIFIC	NATIVE AMERICAN
T									
N									
S									
-TC									
C									

223-COURT OF APPEALS - THIRD COURT-Special Trade Unadjusted Goal is 57.2%

FUND TYPE	TOTAL EXPENDITURES	TOTAL SPENT WITH NON-HUBS	TOTAL SPENT WITH ADJ. HUBS 47.0%	TOTAL SPENT WITH OTHER HUBS 10.2%	BLACK	HISPANIC	ASIAN PACIFIC	NATIVE AMERICAN	WOMAN
T									
N									
S									
-TC									
C									

223-COURT OF APPEALS - THIRD COURT-Professional Services Unadjusted Goal is 20.0%

FUND TYPE	TOTAL EXPENDITURES	TOTAL SPENT WITH NON-HUBS	TOTAL SPENT WITH ADJ. HUBS 18.1%	TOTAL SPENT WITH OTHER HUBS 1.9%	BLACK	HISPANIC	WOMAN	ASIAN PACIFIC	NATIVE AMERICAN
T									
N									
S									
-TC									
C									

223-COURT OF APPEALS - THIRD COURT-Other Services Unadjusted Goal is 33.0%

FUND TYPE	TOTAL EXPENDITURES	TOTAL SPENT WITH NON-HUBS	TOTAL SPENT WITH ADJ. HUBS 33.0%	ASIAN PACIFIC	BLACK	HISPANIC	NATIVE AMERICAN	WOMAN
T	\$6,668	\$4,830/72.4%	\$1,837/27.5%			\$1,787/26.8%		\$50/.754%
N								
S								
-TC								
C	\$6,668	\$4,830/72.4%	\$1,837/27.6%			\$1,787/26.8%		\$50/.754%

223-COURT OF APPEALS - THIRD COURT-Commodity Purchasing Unadjusted Goal is 12.6%

FUND TYPE	TOTAL EXPENDITURES	TOTAL SPENT WITH NON-HUBS	TOTAL SPENT WITH ADJ. HUBS 11.5%	TOTAL SPENT WITH OTHER HUBS 1.1%	BLACK	HISPANIC	WOMAN	ASIAN PACIFIC	NATIVE AMERICAN
T	\$18,252	\$14,560/79.7%	\$3,691/20.2%		\$820/3.38%		\$3,071/16.8%		
N									
S									
-TC	\$13,654	\$13,840/99.8%	\$13/.101%				\$13/.101%		
C	\$4,598	\$820/20.0%	\$3,677/79.9%		\$820/13.4%		\$3,067/66.5%		

DB = DEBIT (NEGATIVE AMOUNT) \* = OTHER HUBS \*\* = ADJUSTED HUBS \*\*\* = DOLLARS REPORTED BUT NOT SHOWN IN THESE COLUMNS. SEE COVER LETTER PARA. 4  
T-TREASURY, N-NON-TREASURY, S-SUBCONTRACTOR FUNDS & PROCUREMENT CARD HUB PURCHASES, TC-TERM CONTRACT, C-CONSOLIDATED. SEE PAGE 4 OF HUB REPORT FOR FUND TYPE DESCRIPTION.

224-COURT OF APPEALS - FOURTH COURT-Heavy Construction Unadjusted Goal is 11.9%

FUND TYPE	TOTAL EXPENDITURES	TOTAL SPENT WITH NON-HUBS AMOUNT/%	TOTAL SPENT WITH ADJ. HUBS 8.6%	TOTAL SPENT WITH OTHER HUBS 3.3%	ASIAN PACIFIC AMOUNT/%	BLACK AMOUNT/%	HISPANIC AMOUNT/%	NATIVE AMERICAN AMOUNT/%	*OTHER HUB GOAL 5.3% WOMAN AMOUNT/%
T									
N									
S									
-TC									
C									

224-COURT OF APPEALS - FOURTH COURT-Building Construction Unadjusted Goal is 26.1%

FUND TYPE	TOTAL EXPENDITURES	TOTAL SPENT WITH NON-HUBS	TOTAL SPENT WITH ADJ. HUBS 25.1%	TOTAL SPENT WITH OTHER HUBS 1.0%	BLACK	HISPANIC	WOMAN	*OTHER HUB GOAL 1.0% ASIAN PACIFIC NATIVE AMERICAN
T								
N								
S								
-TC								
C								

224-COURT OF APPEALS - FOURTH COURT-Special Trade Unadjusted Goal is 67.2%

FUND TYPE	TOTAL EXPENDITURES	TOTAL SPENT WITH NON-HUBS	TOTAL SPENT WITH ADJ. HUBS 47.0%	TOTAL SPENT WITH OTHER HUBS 10.2%	BLACK	HISPANIC	ASIAN PACIFIC	NATIVE AMERICAN	WOMAN
T									
N									
S									
-TC									
C									

224-COURT OF APPEALS - FOURTH COURT-Professional Services Unadjusted Goal is 20.0%

FUND TYPE	TOTAL EXPENDITURES	TOTAL SPENT WITH NON-HUBS	TOTAL SPENT WITH ADJ. HUBS 18.1%	TOTAL SPENT WITH OTHER HUBS 1.9%	BLACK	HISPANIC	WOMAN	*OTHER HUB GOAL 1.9% ASIAN PACIFIC NATIVE AMERICAN
T								
N								
S								
-TC								
C								

224-COURT OF APPEALS - FOURTH COURT-Other Services Unadjusted Goal is 33.0%

FUND TYPE	TOTAL EXPENDITURES	TOTAL SPENT WITH NON-HUBS	TOTAL SPENT WITH ADJ. HUBS 33.0%	ASIAN PACIFIC	BLACK	HISPANIC	NATIVE AMERICAN	WOMAN
T	\$85,143	\$65,143/100 %						
N								
S								
-TC								
C	\$85,143	\$65,143/100 %						

224-COURT OF APPEALS - FOURTH COURT-Commodity Purchasing Unadjusted Goal is 12.6%

FUND TYPE	TOTAL EXPENDITURES	TOTAL SPENT WITH NON-HUBS	TOTAL SPENT WITH ADJ. HUBS 11.5%	TOTAL SPENT WITH OTHER HUBS 1.1%	BLACK	HISPANIC	WOMAN	*OTHER HUB GOAL 1.1% ASIAN PACIFIC NATIVE AMERICAN
T	\$19,583	\$9,504/48.5%	\$8,783/49.8%	\$294/1.50%	\$2,387/12.1%	\$7,398/37.7%		\$294/1.50%
N								
S								
-TC								
C	\$19,583	\$9,504/48.5%	\$8,783/49.8%	\$294/1.50%	\$2,387/12.1%	\$7,398/37.7%		\$294/1.50%

DB = DEBIT (NEGATIVE AMOUNT) \* = OTHER HUBS \*\* = ADJUSTED HUBS \*\*\* = DOLLARS REPORTED BUT NOT SHOWN IN THESE COLUMNS. SEE COVER LETTER PARA. 4  
T-TREASURY, N=NON-TREASURY, S-SUBCONTRACTOR FUNDS & PROCUREMENT CARD HUB PURCHASES, TC-TERM CONTRACT, C=CONSOLIDATED. SEE PAGE 4 OF HUB REPORT FOR FUND TYPE DESCRIPTION.

**225-COURT OF APPEALS - FIFTH COURT-Heavy Construction Unadjusted Goal is 11.8%**

FUND TYPE	TOTAL EXPENDITURES	TOTAL SPENT WITH NON-HUBS AMOUNT/%	TOTAL SPENT WITH **ADJ. HUBS 6.6% AMOUNT/%	TOTAL SPENT WITH *OTHER HUBS 5.1% AMOUNT/%	ASIAN PACIFIC AMOUNT/%	**ADJUSTED HUB GOAL 6.6% BLACK AMOUNT/%	HISPANIC AMOUNT/%	NATIVE AMERICAN AMOUNT/%	*OTHER HUB GOAL 5.1% WOMAN AMOUNT/%
T									
N									
S									
-TC									
C									

**225-COURT OF APPEALS - FIFTH COURT-Building Construction Unadjusted Goal is 25.1%**

FUND TYPE	TOTAL EXPENDITURES	TOTAL SPENT WITH NON-HUBS	TOTAL SPENT WITH **ADJ. HUBS 25.1%	TOTAL SPENT WITH *OTHER HUBS 1.0%	BLACK	**ADJUSTED HUB GOAL 25.1% HISPANIC	WOMAN	*OTHER HUB GOAL 1.0% ASIAN PACIFIC	NATIVE AMERICAN
T									
N									
S									
-TC									
C									

**225-COURT OF APPEALS - FIFTH COURT-Special Trade Unadjusted Goal is 57.2%**

FUND TYPE	TOTAL EXPENDITURES	TOTAL SPENT WITH NON-HUBS	TOTAL SPENT WITH **ADJ. HUBS 47.0%	TOTAL SPENT WITH *OTHER HUBS 10.2%	BLACK	**ADJUSTED HUB GOAL 47.0% HISPANIC	ASIAN PACIFIC	*OTHER HUB GOAL 10.2% NATIVE AMERICAN	WOMAN
T	\$9,365	\$9,365/100 %							
N									
S									
-TC									
C	\$9,365	\$9,365/100 %							

**225-COURT OF APPEALS - FIFTH COURT-Professional Services Unadjusted Goal is 20.0%**

FUND TYPE	TOTAL EXPENDITURES	TOTAL SPENT WITH NON-HUBS	TOTAL SPENT WITH **ADJ. HUBS 16.1%	TOTAL SPENT WITH *OTHER HUBS 1.8%	BLACK	**ADJUSTED HUB GOAL 16.1% HISPANIC	WOMAN	*OTHER HUB GOAL 1.8% ASIAN PACIFIC	NATIVE AMERICAN
T									
N									
S									
-TC									
C									

**225-COURT OF APPEALS - FIFTH COURT-Other Services Unadjusted Goal is 33.0%**

FUND TYPE	TOTAL EXPENDITURES	TOTAL SPENT WITH NON-HUBS	TOTAL SPENT WITH **ADJ. HUBS 33.0%	ASIAN PACIFIC	BLACK	**ADJUSTED HUB GOAL 33.0% HISPANIC	NATIVE AMERICAN	WOMAN
T	\$73,586	\$73,512/99.9%	\$53/.073%	\$26/.039%				\$25/.034%
N								
S								
-TC	\$21	\$21/100 %						
C	\$73,545	\$73,491/99.9%	\$53/.073%	\$26/.039%				\$25/.034%

**225-COURT OF APPEALS - FIFTH COURT-Commodity Purchasing Unadjusted Goal is 12.6%**

FUND TYPE	TOTAL EXPENDITURES	TOTAL SPENT WITH NON-HUBS	TOTAL SPENT WITH **ADJ. HUBS 11.5%	TOTAL SPENT WITH *OTHER HUBS 1.1%	BLACK	**ADJUSTED HUB GOAL 11.5% HISPANIC	WOMAN	*OTHER HUB GOAL 1.1% ASIAN PACIFIC	NATIVE AMERICAN
T	\$119,907	\$69,664/58.0%	\$13,506/11.2%	\$36,736/30.6%	\$3,922/3.27%		\$9,583/7.93%	\$36,736/30.6%	
N									
S									
-TC	\$7,630	\$7,630/100 %							
C	\$112,276	\$62,033/55.2%	\$13,506/12.0%	\$36,736/32.7%	\$3,922/3.49%		\$9,583/8.53%	\$36,736/32.7%	

DB = DEBIT (NEGATIVE AMOUNT) \* = OTHER HUBS \*\* = ADJUSTED HUBS \*\*\* = DOLLARS REPORTED BUT NOT SHOWN IN THESE COLUMNS. SEE COVER LETTER PARA. 4  
T-TREASURY, N-NON-TREASURY, S-SUBCONTRACTOR FUNDS & PROCUREMENT CARD HUB PURCHASES, TC-TERM CONTRACT, C-CONSOLIDATED. SEE PAGE 4 OF HUB REPORT FOR FUND TYPE DESCRIPTION.

226-COURT OF APPEALS - SIXTH COURT-Heavy Construction Unadjusted Goal is 11.9%

FUND TYPE	TOTAL EXPENDITURES	TOTAL SPENT WITH NON-HUBS AMOUNT/%	TOTAL SPENT WITH **ADJ HUBS 5.6% AMOUNT/%	TOTAL SPENT WITH *OTHER HUBS 6.3% AMOUNT/%	ASIAN PACIFIC AMOUNT/%	**ADJUSTED HUB GOAL 5.6% BLACK AMOUNT/%	HISPANIC AMOUNT/%	NATIVE AMERICAN AMOUNT/%	*OTHER HUB GOAL 6.3% WOMAN AMOUNT/%
T									
N									
S									
-TC									
C									

226-COURT OF APPEALS - SIXTH COURT-Building Construction Unadjusted Goal is 26.1%

FUND TYPE	TOTAL EXPENDITURES	TOTAL SPENT WITH NON-HUBS	TOTAL SPENT WITH **ADJ HUBS 25.1%	TOTAL SPENT WITH *OTHER HUBS 1.0%	BLACK	**ADJUSTED HUB GOAL 25.1% HISPANIC	WOMAN	*OTHER HUB GOAL 1.0% ASIAN PACIFIC	NATIVE AMERICAN
T									
N									
S									
-TC									
C									

226-COURT OF APPEALS - SIXTH COURT-Special Trade Unadjusted Goal is 57.2%

FUND TYPE	TOTAL EXPENDITURES	TOTAL SPENT WITH NON-HUBS	TOTAL SPENT WITH **ADJ HUBS 47.0%	TOTAL SPENT WITH *OTHER HUBS 10.2%	BLACK	**ADJUSTED HUB GOAL 47.0% HISPANIC	ASIAN PACIFIC	NATIVE AMERICAN	WOMAN
T									
N									
S									
-TC									
C									

226-COURT OF APPEALS - SIXTH COURT-Professional Services Unadjusted Goal is 20.0%

FUND TYPE	TOTAL EXPENDITURES	TOTAL SPENT WITH NON-HUBS	TOTAL SPENT WITH **ADJ HUBS 18.1%	TOTAL SPENT WITH *OTHER HUBS 1.9%	BLACK	**ADJUSTED HUB GOAL 18.1% HISPANIC	WOMAN	*OTHER HUB GOAL 1.9% ASIAN PACIFIC	NATIVE AMERICAN
T									
N									
S									
-TC									
C									

226-COURT OF APPEALS - SIXTH COURT-Other Services Unadjusted Goal is 33.0%

FUND TYPE	TOTAL EXPENDITURES	TOTAL SPENT WITH NON-HUBS	TOTAL SPENT WITH **ADJ HUBS 23.0%	**ADJUSTED HUB GOAL 33.0%	ASIAN PACIFIC	BLACK	HISPANIC	NATIVE AMERICAN	WOMAN
T	\$37,455	\$37,455/100 %							
N									
S									
-TC									
C	\$37,455	\$37,455/100 %							

226-COURT OF APPEALS - SIXTH COURT-Commodity Purchasing Unadjusted Goal is 12.6%

FUND TYPE	TOTAL EXPENDITURES	TOTAL SPENT WITH NON-HUBS	TOTAL SPENT WITH **ADJ HUBS 13.5%	TOTAL SPENT WITH *OTHER HUBS 1.1%	BLACK	**ADJUSTED HUB GOAL 11.5% HISPANIC	WOMAN	*OTHER HUB GOAL 1.1% ASIAN PACIFIC	NATIVE AMERICAN
T	\$13,433	\$4,602/34.2%	\$5,333/39.7%	\$3,497/26.0%			\$5,333/39.7%	\$3,497/26.0%	
N									
S									
-TC	\$964	\$864/100 %							
C	\$12,468	\$3,638/29.1%	\$6,333/42.7%	\$3,497/28.0%			\$5,333/42.7%	\$3,497/28.0%	

DB = DEBIT (NEGATIVE AMOUNT) \* = OTHER HUBS \*\* = ADJUSTED HUBS \*\*\* = DOLLARS REPORTED BUT NOT SHOWN IN THESE COLUMNS. SEE COVER LETTER PARA. 4  
T-TREASURY, N=NON-TREASURY, S=SUBCONTRACTOR FUNDS & PROCUREMENT CARD HUB PURCHASES, TC-TERM CONTRACT, C-CONSOLIDATED. SEE PAGE 4 OF HUB REPORT FOR FUND TYPE DESCRIPTION.

FUND TYPE	TOTAL EXPENDITURES	TOTAL SPENT WITH NON-HUBS AMOUNT/%	227-COURT OF APPEALS - SEVENTH		COURT-Heavy Construction Unadjusted Goal is 11.9%					*OTHER HUB GOAL 5.3% WOMAN AMOUNT/%
			TOTAL SPENT WITH **ADJ. HUBS 5.6% AMOUNT/%	TOTAL SPENT WITH *OTHER HUBS 5.3% AMOUNT/%	ASIAN PACIFIC AMOUNT/%	BLACK AMOUNT/%	HISPANIC AMOUNT/%	NATIVE AMERICAN AMOUNT/%		

T  
N  
S  
-TC

C

FUND TYPE	TOTAL EXPENDITURES	TOTAL SPENT WITH NON-HUBS	227-COURT OF APPEALS - SEVENTH		COURT-Building Construction Unadjusted Goal is 24.1%			*OTHER HUB GOAL 1.0% ASIAN PACIFIC NATIVE AMERICAN
			TOTAL SPENT WITH **ADJ. HUBS 25.1%	TOTAL SPENT WITH *OTHER HUBS 1.0%	BLACK	HISPANIC	WOMAN	

T  
N  
S  
-TC

C

FUND TYPE	TOTAL EXPENDITURES	TOTAL SPENT WITH NON-HUBS	227-COURT OF APPEALS - SEVENTH		COURT-Special Trade Unadjusted Goal is 57.2%				
			TOTAL SPENT WITH **ADJ. HUBS 47.0%	TOTAL SPENT WITH *OTHER HUBS 10.2%	BLACK	HISPANIC	ASIAN PACIFIC	NATIVE AMERICAN	WOMAN

T  
N  
S  
-TC

C

FUND TYPE	TOTAL EXPENDITURES	TOTAL SPENT WITH NON-HUBS	227-COURT OF APPEALS - SEVENTH		COURT-Professional Services Unadjusted Goal is 20.0%				
			TOTAL SPENT WITH **ADJ. HUBS 18.1%	TOTAL SPENT WITH *OTHER HUBS 1.5%	BLACK	HISPANIC	WOMAN	ASIAN PACIFIC	NATIVE AMERICAN

T  
N  
S  
-TC

C

FUND TYPE	TOTAL EXPENDITURES	TOTAL SPENT WITH NON-HUBS	227-COURT OF APPEALS - SEVENTH		COURT-Other Services Unadjusted Goal is 33.0%				
			TOTAL SPENT WITH **ADJ. HUBS 23.0%	TOTAL SPENT WITH *OTHER HUBS 1.1%	ASIAN PACIFIC	BLACK	HISPANIC	NATIVE AMERICAN	WOMAN

T  
N  
S  
-TC

C

FUND TYPE	TOTAL EXPENDITURES	TOTAL SPENT WITH NON-HUBS	227-COURT OF APPEALS - SEVENTH		COURT-Commodity Purchasing Unadjusted Goal is 12.6%				
			TOTAL SPENT WITH **ADJ. HUBS 11.5%	TOTAL SPENT WITH *OTHER HUBS 1.1%	BLACK	HISPANIC	WOMAN	ASIAN PACIFIC	NATIVE AMERICAN

T  
N  
S  
-TC

C

DB = DEBIT (NEGATIVE AMOUNT) \* = OTHER HUBS \*\* = ADJUSTED HUBS \*\*\* = DOLLARS REPORTED BUT NOT SHOWN IN THESE COLUMNS. SEE COVER LETTER PARA. 4  
T-TREASURY, N=NON-TREASURY, S-SUBCONTRACTOR FUNDS & PROCUREMENT CARD HUB PURCHASES, TC-TERM CONTRACT, C=CONSOLIDATED. SEE PAGE 4 OF HUB REPORT FOR FUND TYPE DESCRIPTION.

FUND TYPE	TOTAL EXPENDITURES	TOTAL SPENT WITH NON-HUBS AMOUNT/%	228-COURT OF APPEALS - EIGHTH COURT-Heavy Construction Unadjusted Goal is 11.9%		**ADJUSTED HUB GOAL 6.6%				*OTHER HUB GOAL 5.3%
			TOTAL SPENT WITH **ADJ. HUBS 6.3%	TOTAL SPENT WITH *OTHER HUBS 6.3%	ASIAN PACIFIC AMOUNT/%	BLACK AMOUNT/%	HISPANIC AMOUNT/%	NATIVE AMERICAN AMOUNT/%	WOMAN AMOUNT/%

T  
N  
S  
-TC

FUND TYPE	TOTAL EXPENDITURES	TOTAL SPENT WITH NON-HUBS	228-COURT OF APPEALS - EIGHTH COURT-Building Construction Unadjusted Goal is 26.1%		**ADJUSTED HUB GOAL 25.1%			*OTHER HUB GOAL 1.0%	
			TOTAL SPENT WITH **ADJ. HUBS 25.1%	TOTAL SPENT WITH *OTHER HUBS 1.0%	BLACK	HISPANIC	WOMAN	ASIAN PACIFIC	NATIVE AMERICAN

T  
N  
S  
-TC

FUND TYPE	TOTAL EXPENDITURES	TOTAL SPENT WITH NON-HUBS	228-COURT OF APPEALS - EIGHTH COURT-Special Trade Unadjusted Goal is 57.2%		**ADJUSTED HUB GOAL 47.0%		*OTHER HUB GOAL 10.2%		
			TOTAL SPENT WITH **ADJ. HUBS 47.0%	TOTAL SPENT WITH *OTHER HUBS 10.2%	BLACK	HISPANIC	ASIAN PACIFIC	NATIVE AMERICAN	WOMAN

T  
N  
S  
-TC

FUND TYPE	TOTAL EXPENDITURES	TOTAL SPENT WITH NON-HUBS	228-COURT OF APPEALS - EIGHTH COURT-Professional Services Unadjusted Goal is 20.0%		**ADJUSTED HUB GOAL 18.1%			*OTHER HUB GOAL 1.9%	
			TOTAL SPENT WITH **ADJ. HUBS 18.1%	TOTAL SPENT WITH *OTHER HUBS 1.9%	BLACK	HISPANIC	WOMAN	ASIAN PACIFIC	NATIVE AMERICAN

T  
N  
S  
-TC

FUND TYPE	TOTAL EXPENDITURES	TOTAL SPENT WITH NON-HUBS	228-COURT OF APPEALS - EIGHTH COURT-Other Services Unadjusted Goal is 33.0%		**ADJUSTED HUB GOAL 33.0%				
			TOTAL SPENT WITH **ADJ. HUBS 33.0%	ASIAN PACIFIC	BLACK	HISPANIC	NATIVE AMERICAN	WOMAN	

T  
N  
S  
-TC

C	\$18,004	\$18,826/91.3%	\$1,377/8.60%			\$578/2.61%			\$798/4.95%
-TC	\$1,451	\$1,451/100%							
C	\$18,542	\$13,185/80.5%	\$1,377/9.47%			\$578/3.98%			\$798/5.48%

FUND TYPE	TOTAL EXPENDITURES	TOTAL SPENT WITH NON-HUBS	228-COURT OF APPEALS - EIGHTH COURT-Commodity Purchasing Unadjusted Goal is 12.8%		**ADJUSTED HUB GOAL 11.5%			*OTHER HUB GOAL 1.1%	
			TOTAL SPENT WITH **ADJ. HUBS 11.5%	TOTAL SPENT WITH *OTHER HUBS 1.1%	BLACK	HISPANIC	WOMAN	ASIAN PACIFIC	NATIVE AMERICAN

T  
N  
S  
-TC

C	\$21,508	\$18,656/77.4%	\$4,467/20.7%	\$384/1.78%		\$134/.625%	\$4,332/20.1%		\$384/1.78%
-TC	\$4,254	\$2,822/86.1%	\$1,441/33.8%				\$1,441/33.8%		
C	\$17,243	\$13,833/80.2%	\$3,025/17.5%	\$284/2.23%		\$134/.778%	\$2,891/16.7%		\$284/2.23%

DB = DEBIT (NEGATIVE AMOUNT) \* = OTHER HUBS \*\* = ADJUSTED HUBS \*\*\* = DOLLARS REPORTED BUT NOT SHOWN IN THESE COLUMNS. SEE COVER LETTER PARA. 4  
T-TREASURY, N-NON-TREASURY, S-SUBCONTRACTOR FUNDS & PROCUREMENT CARD HUB PURCHASES, TC-TERM CONTRACT, C-CONSOLIDATED. SEE PAGE 4 OF HUB REPORT FOR FUND TYPE DESCRIPTION.



229-COURT OF APPEALS - NINTH COURT-Heavy Construction Unadjusted Goal is 11.9%

FUND TYPE	TOTAL EXPENDITURES	TOTAL SPENT WITH NON-HUBS AMOUNT/%	TOTAL SPENT WITH **ADJ HUBS 6.6% AMOUNT/%	TOTAL SPENT WITH *OTHER HUBS 5.3% AMOUNT/%	ASIAN PACIFIC AMOUNT/%	BLACK AMOUNT/%	HISPANIC AMOUNT/%	NATIVE AMERICAN AMOUNT/%	*OTHER HUB GOAL 5.3% WOMAN AMOUNT/%
T									
N									
S									
-TC									
C									

229-COURT OF APPEALS - NINTH COURT-Building Construction Unadjusted Goal is 26.1%

FUND TYPE	TOTAL EXPENDITURES	TOTAL SPENT WITH NON-HUBS	TOTAL SPENT WITH **ADJ HUBS 25.1%	TOTAL SPENT WITH *OTHER HUBS 1.0%	BLACK	HISPANIC	WOMAN	ASIAN PACIFIC	NATIVE AMERICAN
T									
N									
S									
-TC									
C									

229-COURT OF APPEALS - NINTH COURT-Special Trade Unadjusted Goal is 57.2%

FUND TYPE	TOTAL EXPENDITURES	TOTAL SPENT WITH NON-HUBS	TOTAL SPENT WITH **ADJ HUBS 47.0%	TOTAL SPENT WITH *OTHER HUBS 10.2%	BLACK	HISPANIC	ASIAN PACIFIC	NATIVE AMERICAN	WOMAN
T									
N									
S									
-TC									
C									

228-COURT OF APPEALS - NINTH COURT-Professional Services Unadjusted Goal is 20.0%

FUND TYPE	TOTAL EXPENDITURES	TOTAL SPENT WITH NON-HUBS	TOTAL SPENT WITH **ADJ HUBS 18.1%	TOTAL SPENT WITH *OTHER HUBS 1.9%	BLACK	HISPANIC	WOMAN	ASIAN PACIFIC	NATIVE AMERICAN
T									
N									
S									
-TC									
C									

228-COURT OF APPEALS - NINTH COURT-Other Services Unadjusted Goal is 33.0%

FUND TYPE	TOTAL EXPENDITURES	TOTAL SPENT WITH NON-HUBS	TOTAL SPENT WITH **ADJ HUBS 33.0%	ASIAN PACIFIC	BLACK	HISPANIC	NATIVE AMERICAN	WOMAN
T	\$10,480	\$10,488/99.9%						
N								
S								
-TC								
C	\$10,480	\$10,488/99.8%						

229-COURT OF APPEALS - NINTH COURT-Commodity Purchasing Unadjusted Goal is 12.6%

FUND TYPE	TOTAL EXPENDITURES	TOTAL SPENT WITH NON-HUBS	TOTAL SPENT WITH **ADJ HUBS 11.5%	TOTAL SPENT WITH *OTHER HUBS 1.1%	BLACK	HISPANIC	WOMAN	ASIAN PACIFIC	NATIVE AMERICAN
T	\$8,134	\$3,200/39.3%	\$4,933/60.6%						
N									
S									
-TC	\$927	\$927/100%							
C	\$7,207	\$2,273/31.5%	\$4,933/68.4%				\$4,933/60.6%		

DB = DEBIT (NEGATIVE AMOUNT) \* = OTHER HUBS \*\* = ADJUSTED HUBS \*\*\* = DOLLARS REPORTED BUT NOT SHOWN IN THESE COLUMNS. SEE COVER LETTER PARA. 4  
T-TREASURY, N-NON-TREASURY, S-SUBCONTRACTOR FUNDS & PROCUREMENT CARD HUB PURCHASES, TC-TERM CONTRACT, C-CONSOLIDATED. SEE PAGE 4 OF HUB REPORT FOR FUND TYPE DESCRIPTION.

230-COURT OF APPEALS - TENTH COURT-Heavy Construction Unadjusted Goal is 11.8%

FUND TYPE	TOTAL EXPENDITURES	TOTAL SPENT WITH NON-HUBS AMOUNT/%	TOTAL SPENT WITH **ADJ. HUBS 8.4% AMOUNT/%	TOTAL SPENT WITH *OTHER HUBS 5.1% AMOUNT/%	ASIAN PACIFIC AMOUNT/%	**ADJUSTED HUB GOAL 6.4% BLACK AMOUNT/%	HISPANIC AMOUNT/%	NATIVE AMERICAN AMOUNT/%	*OTHER HUB GOAL 5.3% WOMAN AMOUNT/%
-----------	--------------------	------------------------------------	--	--	------------------------	--	-------------------	--------------------------	--

T  
N  
S  
-TC

C

230-COURT OF APPEALS - TENTH COURT-Building Construction Unadjusted Goal is 26.1%

FUND TYPE	TOTAL EXPENDITURES	TOTAL SPENT WITH NON-HUBS	TOTAL SPENT WITH **ADJ. HUBS 25.1%	TOTAL SPENT WITH *OTHER HUBS 1.0%	BLACK	**ADJUSTED HUB GOAL 25.1% HISPANIC	WOMAN	*OTHER HUB GOAL 1.0% ASIAN PACIFIC	NATIVE AMERICAN
-----------	--------------------	---------------------------	------------------------------------	-----------------------------------	-------	---------------------------------------	-------	---------------------------------------	-----------------

T  
N  
S  
-TC

C

230-COURT OF APPEALS - TENTH COURT-Special Trade Unadjusted Goal is 57.2%

FUND TYPE	TOTAL EXPENDITURES	TOTAL SPENT WITH NON-HUBS	TOTAL SPENT WITH **ADJ. HUBS 47.0%	TOTAL SPENT WITH *OTHER HUBS 10.2%	BLACK	**ADJUSTED HUB GOAL 47.0% HISPANIC	ASIAN PACIFIC	*OTHER HUB GOAL 10.2% NATIVE AMERICAN	WOMAN
-----------	--------------------	---------------------------	------------------------------------	------------------------------------	-------	---------------------------------------	---------------	--	-------

T  
N  
S  
-TC

C

230-COURT OF APPEALS - TENTH COURT-Professional Services Unadjusted Goal is 20.0%

FUND TYPE	TOTAL EXPENDITURES	TOTAL SPENT WITH NON-HUBS	TOTAL SPENT WITH **ADJ. HUBS 18.1%	TOTAL SPENT WITH *OTHER HUBS 1.9%	BLACK	**ADJUSTED HUB GOAL 18.1% HISPANIC	WOMAN	*OTHER HUB GOAL 1.9% ASIAN PACIFIC	NATIVE AMERICAN
-----------	--------------------	---------------------------	------------------------------------	-----------------------------------	-------	---------------------------------------	-------	---------------------------------------	-----------------

T  
N  
S  
-TC

C

230-COURT OF APPEALS - TENTH COURT-Other Services Unadjusted Goal is 33.0%

FUND TYPE	TOTAL EXPENDITURES	TOTAL SPENT WITH NON-HUBS	TOTAL SPENT WITH **ADJ. HUBS 33.0%	ASIAN PACIFIC	**ADJUSTED HUB GOAL 33.0% BLACK	HISPANIC	NATIVE AMERICAN	WOMAN
T	\$43,314	\$40,137/92.6%	\$3,177/7.33%					\$3,177/7.33%
-TC	\$263	\$263/100 %						
C	\$43,050	\$39,883/92.6%	\$3,177/7.37%					\$3,177/7.37%

T  
N  
S  
-TC

C

230-COURT OF APPEALS - TENTH COURT-Commodity Purchasing Unadjusted Goal is 12.6%

FUND TYPE	TOTAL EXPENDITURES	TOTAL SPENT WITH NON-HUBS	TOTAL SPENT WITH **ADJ. HUBS 11.5%	TOTAL SPENT WITH *OTHER HUBS 1.1%	BLACK	**ADJUSTED HUB GOAL 11.6% HISPANIC	WOMAN	*OTHER HUB GOAL 1.1% ASIAN PACIFIC	NATIVE AMERICAN
T	\$7,471	\$6,177/82.6%	\$1,272/17.0%	\$20/.274%			\$1,272/17.0%	\$20/.274%	
C	\$7,471	\$6,177/82.6%	\$1,272/17.0%	\$20/.274%			\$1,272/17.0%	\$20/.274%	

T  
N  
S  
-TC

C

DB = DEBIT (NEGATIVE AMOUNT) \* = OTHER HUBS \*\* = ADJUSTED HUBS \*\*\* = DOLLARS REPORTED BUT NOT SHOWN IN THESE COLUMNS. SEE COVER LETTER PARA. 4  
T=TREASURY, N=NON-TREASURY, S=SUBCONTRACTOR FUNDS & PROCUREMENT CARD HUB PURCHASES, TC=TERM CONTRACT, C=CONSOLIDATED. SEE PAGE 4 OF HUB REPORT FOR FUND TYPE DESCRIPTION.

231-COURT OF APPEALS - ELEVENTH COURT-Heavy Construction Unadjusted Goal is 11.9%

FUND TYPE	TOTAL EXPENDITURES	TOTAL SPENT WITH NON-HUBS AMOUNT/%	TOTAL SPENT WITH **ADJ. HUBS 5.6%	TOTAL SPENT WITH *OTHER HUBS 6.3%	ASIAN PACIFIC AMOUNT/%	BLACK AMOUNT/%	HISPANIC AMOUNT/%	NATIVE AMERICAN AMOUNT/%	*OTHER HUB GOAL 5.3% WOMAN AMOUNT/%
-----------	--------------------	------------------------------------	-----------------------------------	-----------------------------------	------------------------	----------------	-------------------	--------------------------	-------------------------------------

T  
N  
S  
-TC

C

231-COURT OF APPEALS - ELEVENTH COURT-Building Construction Unadjusted Goal is 26.1%

FUND TYPE	TOTAL EXPENDITURES	TOTAL SPENT WITH NON-HUBS	TOTAL SPENT WITH **ADJ. HUBS 25.1%	TOTAL SPENT WITH *OTHER HUBS 1.0%	BLACK	HISPANIC	WOMAN	ASIAN PACIFIC	NATIVE AMERICAN	*OTHER HUB GOAL 1.0%
-----------	--------------------	---------------------------	------------------------------------	-----------------------------------	-------	----------	-------	---------------	-----------------	----------------------

T  
N  
S  
-TC

C

231-COURT OF APPEALS - ELEVENTH COURT-Special Trade Unadjusted Goal is 57.2%

FUND TYPE	TOTAL EXPENDITURES	TOTAL SPENT WITH NON-HUBS	TOTAL SPENT WITH **ADJ. HUBS 57.0%	TOTAL SPENT WITH *OTHER HUBS 10.2%	BLACK	HISPANIC	ASIAN PACIFIC	NATIVE AMERICAN	WOMAN	*OTHER HUB GOAL 10.2%
-----------	--------------------	---------------------------	------------------------------------	------------------------------------	-------	----------	---------------	-----------------	-------	-----------------------

T  
N  
S  
-TC

C

231-COURT OF APPEALS - ELEVENTH COURT-Professional Services Unadjusted Goal is 20.0%

FUND TYPE	TOTAL EXPENDITURES	TOTAL SPENT WITH NON-HUBS	TOTAL SPENT WITH **ADJ. HUBS 18.1%	TOTAL SPENT WITH *OTHER HUBS 1.9%	BLACK	HISPANIC	WOMAN	ASIAN PACIFIC	NATIVE AMERICAN	*OTHER HUB GOAL 1.9%
-----------	--------------------	---------------------------	------------------------------------	-----------------------------------	-------	----------	-------	---------------	-----------------	----------------------

T  
N  
S  
-TC

C

231-COURT OF APPEALS - ELEVENTH COURT-Other Services Unadjusted Goal is 33.0%

FUND TYPE	TOTAL EXPENDITURES	TOTAL SPENT WITH NON-HUBS	TOTAL SPENT WITH **ADJ. HUBS 23.0%	ASIAN PACIFIC	BLACK	HISPANIC	NATIVE AMERICAN	WOMAN	*OTHER HUB GOAL 33.0%
-----------	--------------------	---------------------------	------------------------------------	---------------	-------	----------	-----------------	-------	-----------------------

T  
N  
S  
-TC

C

231-COURT OF APPEALS - ELEVENTH COURT-Commodity Purchasing Unadjusted Goal is 12.5%

FUND TYPE	TOTAL EXPENDITURES	TOTAL SPENT WITH NON-HUBS	TOTAL SPENT WITH **ADJ. HUBS 11.5%	TOTAL SPENT WITH *OTHER HUBS 1.1%	BLACK	HISPANIC	WOMAN	ASIAN PACIFIC	NATIVE AMERICAN	*OTHER HUB GOAL 1.1%
-----------	--------------------	---------------------------	------------------------------------	-----------------------------------	-------	----------	-------	---------------	-----------------	----------------------

T  
N  
S  
-TC

C

DB = DEBIT (NEGATIVE AMOUNT) \* = OTHER HUBS \*\* = ADJUSTED HUBS \*\*\* = DOLLARS REPORTED BUT NOT SHOWN IN THESE COLUMNS. SEE COVER LETTER PARA. 4.  
T=TREASURY, N=NON-TREASURY, S=SUBCONTRACTOR FUNDS & PROCUREMENT CARD HUB PURCHASES, TC=TERM CONTRACT, C=CONSOLIDATED. SEE PAGE 4 OF HUB REPORT FOR FUND TYPE DESCRIPTION.

FUND TYPE	TOTAL EXPENDITURES	TOTAL SPENT WITH NON-HUBS AMOUNT/%	232-COURT OF APPEALS - TWELFTH		COURT-Heavy Construction Unadjusted Goal is 11.9%				
			TOTAL SPENT WITH **ADJ. HUBS 5.4%	TOTAL SPENT WITH *OTHER HUBS 5.3%	ASIAN PACIFIC AMOUNT/%	**ADJUSTED HUB GOAL 5.6%	BLACK AMOUNT/%	HISPANIC AMOUNT/%	NATIVE AMERICAN AMOUNT/%

T  
N  
S  
-TC

C

FUND TYPE	TOTAL EXPENDITURES	TOTAL SPENT WITH NON-HUBS	232-COURT OF APPEALS - TWELFTH		COURT-Building Construction Unadjusted Goal is 25.1%			*OTHER HUB GOAL 1.0%	
			TOTAL SPENT WITH **ADJ. HUBS 25.1%	TOTAL SPENT WITH *OTHER HUBS 1.0%	BLACK	**ADJUSTED HUB GOAL 25.1%	HISPANIC	WOMAN	ASIAN PACIFIC

T  
N  
S  
-TC

C

FUND TYPE	TOTAL EXPENDITURES	TOTAL SPENT WITH NON-HUBS	232-COURT OF APPEALS - TWELFTH		COURT-Special Trade Unadjusted Goal is 57.2%			*OTHER HUB GOAL 10.2%		
			TOTAL SPENT WITH **ADJ. HUBS 57.0%	TOTAL SPENT WITH *OTHER HUBS 10.2%	BLACK	**ADJUSTED HUB GOAL 57.0%	HISPANIC	ASIAN PACIFIC	NATIVE AMERICAN	WOMAN

T  
N  
S  
-TC

C

FUND TYPE	TOTAL EXPENDITURES	TOTAL SPENT WITH NON-HUBS	232-COURT OF APPEALS - TWELFTH		COURT-Professional Services Unadjusted Goal is 20.0%			*OTHER HUB GOAL 1.8%		
			TOTAL SPENT WITH **ADJ. HUBS 15.1%	TOTAL SPENT WITH *OTHER HUBS 1.6%	BLACK	**ADJUSTED HUB GOAL 18.1%	HISPANIC	WOMAN	ASIAN PACIFIC	NATIVE AMERICAN

T  
N  
S  
-TC

C

FUND TYPE	TOTAL EXPENDITURES	TOTAL SPENT WITH NON-HUBS	232-COURT OF APPEALS - TWELFTH		COURT-Other Services Unadjusted Goal is 33.0%				
			TOTAL SPENT WITH **ADJ. HUBS 33.0%	TOTAL SPENT WITH *OTHER HUBS 33.0%	ASIAN PACIFIC	BLACK	**ADJUSTED HUB GOAL 33.0%	HISPANIC	NATIVE AMERICAN

T  
N  
S  
-TC

C

FUND TYPE	TOTAL EXPENDITURES	TOTAL SPENT WITH NON-HUBS	232-COURT OF APPEALS - TWELFTH		COURT-Commodity Purchasing Unadjusted Goal is 12.8%			*OTHER HUB GOAL 1.1%		
			TOTAL SPENT WITH **ADJ. HUBS 11.5%	TOTAL SPENT WITH *OTHER HUBS 1.1%	BLACK	**ADJUSTED HUB GOAL 11.5%	HISPANIC	WOMAN	ASIAN PACIFIC	NATIVE AMERICAN

T  
N  
S  
-TC

C

DR = DEBIT (NEGATIVE AMOUNT) \* = OTHER HUBS \*\* = ADJUSTED HUBS \*\*\* = DOLLARS REPORTED BUT NOT SHOWN IN THESE COLUMNS. SEE COVER LETTER PARA. 4  
T=TREASURY, N=NON-TREASURY, S=SUBCONTRACTOR FUNDS & PROCUREMENT CARD HUB PURCHASES, TC=TERM CONTRACT, C=CONSOLIDATED. SEE PAGE 4 OF HUB REPORT FOR FUND TYPE DESCRIPTION.

233-COURT OF APPEALS - THIRTEENTH COURT-Heavy Construction Unadjusted Goal is 11.5%

FUND TYPE	TOTAL EXPENDITURES	TOTAL SPENT WITH NON-HUBS AMOUNT/%	TOTAL SPENT WITH **ADJ. HUBS 5.6% AMOUNT/%	TOTAL SPENT WITH *OTHER HUBS 5.3% AMOUNT/%	**ADJUSTED HUB GOAL 6.6%				*OTHER HUB GOAL 5.3%	
					ASIAN PACIFIC AMOUNT/%	BLACK AMOUNT/%	HISPANIC AMOUNT/%	NATIVE AMERICAN AMOUNT/%	WOMAN AMOUNT/%	

T  
N  
S  
-TC  
C

233-COURT OF APPEALS - THIRTEENTH COURT-Building Construction Unadjusted Goal is 26.1%

FUND TYPE	TOTAL EXPENDITURES	TOTAL SPENT WITH NON-HUBS	TOTAL SPENT WITH **ADJ. HUBS 25.1%	TOTAL SPENT WITH *OTHER HUBS 1.0%	**ADJUSTED HUB GOAL 25.1%			*OTHER HUB GOAL 1.0%	
					BLACK	HISPANIC	WOMAN	ASIAN PACIFIC	NATIVE AMERICAN

T  
N  
S  
-TC  
C

233-COURT OF APPEALS - THIRTEENTH COURT-Special Trade Unadjusted Goal is 57.2%

FUND TYPE	TOTAL EXPENDITURES	TOTAL SPENT WITH NON-HUBS	TOTAL SPENT WITH **ADJ. HUBS 47.0%	TOTAL SPENT WITH *OTHER HUBS 10.2%	**ADJUSTED HUB GOAL 47.0%		*OTHER HUB GOAL 10.2%		
					BLACK	HISPANIC	ASIAN PACIFIC	NATIVE AMERICAN	WOMAN

T  
N  
S  
-TC  
C

233-COURT OF APPEALS - THIRTEENTH COURT-Professional Services Unadjusted Goal is 20.0%

FUND TYPE	TOTAL EXPENDITURES	TOTAL SPENT WITH NON-HUBS	TOTAL SPENT WITH **ADJ. HUBS 18.1%	TOTAL SPENT WITH *OTHER HUBS 1.9%	**ADJUSTED HUB GOAL 18.1%			*OTHER HUB GOAL 1.9%	
					BLACK	HISPANIC	WOMAN	ASIAN PACIFIC	NATIVE AMERICAN

T  
N  
S  
-TC  
C

233-COURT OF APPEALS - THIRTEENTH COURT-other Services Unadjusted Goal is 33.0%

FUND TYPE	TOTAL EXPENDITURES	TOTAL SPENT WITH NON-HUBS	TOTAL SPENT WITH **ADJ. HUBS 23.0%	**ADJUSTED HUB GOAL 33.0%				
				ASIAN PACIFIC	BLACK	HISPANIC	NATIVE AMERICAN	WOMAN

T  
N  
S  
-TC  
C

233-COURT OF APPEALS - THIRTEENTH COURT-Commodity Purchasing Unadjusted Goal is 12.6%

FUND TYPE	TOTAL EXPENDITURES	TOTAL SPENT WITH NON-HUBS	TOTAL SPENT WITH **ADJ. HUBS 11.5%	TOTAL SPENT WITH *OTHER HUBS 1.1%	**ADJUSTED HUB GOAL 11.5%			*OTHER HUB GOAL 1.1%	
					BLACK	HISPANIC	WOMAN	ASIAN PACIFIC	NATIVE AMERICAN

T  
N  
S  
-TC  
C

OB = DEBIT (NEGATIVE AMOUNT) \* = OTHER HUBS \*\* = ADJUSTED HUBS \*\*\* = DOLLARS REPORTED BUT NOT SHOWN IN THESE COLUMNS. SEE COVER LETTER PARA. 4  
T=TREASURY, N=NON-TREASURY, S=SUBCONTRACTOR FUNDS & PROCUREMENT CARD HUB PURCHASES, TC=TERM CONTRACT, C=CONSOLIDATED. SEE PAGE 4 OF HUB REPORT FOR FUND TYPE DESCRIPTION.

233-COURT OF APPEALS - FOURTEENTH COURT-Heavy Construction Unadjusted Goal is 11.9%

FUND TYPE	TOTAL EXPENDITURES	TOTAL SPENT WITH NON-HUBS AMOUNT/%	TOTAL SPENT WITH **ADJ. HUBS 6.6% AMOUNT/%	TOTAL SPENT WITH *OTHER HUBS 5.3% AMOUNT/%	ASIAN PACIFIC AMOUNT/%	BLACK AMOUNT/%	HISPANIC AMOUNT/%	NATIVE AMERICAN AMOUNT/%	*OTHER HUB GOAL 5.3% WOMAN AMOUNT/%
T									
N									
S									
TC									
C									

234-COURT OF APPEALS - FOURTEENTH COURT-Building Construction Unadjusted Goal is 26.1%

FUND TYPE	TOTAL EXPENDITURES	TOTAL SPENT WITH NON-HUBS	TOTAL SPENT WITH **ADJ. HUBS 25.1% AMOUNT/%	TOTAL SPENT WITH *OTHER HUBS 1.0% AMOUNT/%	BLACK AMOUNT/%	HISPANIC AMOUNT/%	WOMAN AMOUNT/%	ASIAN PACIFIC AMOUNT/%	NATIVE AMERICAN AMOUNT/%
T									
N									
S									
TC									
C									

234-COURT OF APPEALS - FOURTEENTH COURT-Special Trade Unadjusted Goal is 57.2%

FUND TYPE	TOTAL EXPENDITURES	TOTAL SPENT WITH NON-HUBS	TOTAL SPENT WITH **ADJ. HUBS 47.0% AMOUNT/%	TOTAL SPENT WITH *OTHER HUBS 10.2% AMOUNT/%	BLACK AMOUNT/%	HISPANIC AMOUNT/%	ASIAN PACIFIC AMOUNT/%	NATIVE AMERICAN AMOUNT/%	WOMAN AMOUNT/%
T									
N									
S									
TC									
C									

234-COURT OF APPEALS - FOURTEENTH COURT-Professional Services Unadjusted Goal is 20.0%

FUND TYPE	TOTAL EXPENDITURES	TOTAL SPENT WITH NON-HUBS	TOTAL SPENT WITH **ADJ. HUBS 18.1% AMOUNT/%	TOTAL SPENT WITH *OTHER HUBS 1.9% AMOUNT/%	BLACK AMOUNT/%	HISPANIC AMOUNT/%	WOMAN AMOUNT/%	ASIAN PACIFIC AMOUNT/%	NATIVE AMERICAN AMOUNT/%
T									
N									
S									
TC									
C									

234-COURT OF APPEALS - FOURTEENTH COURT-Other Services Unadjusted Goal is 33.0%

FUND TYPE	TOTAL EXPENDITURES	TOTAL SPENT WITH NON-HUBS	TOTAL SPENT WITH **ADJ. HUBS 33.0% AMOUNT/%	ASIAN PACIFIC AMOUNT/%	BLACK AMOUNT/%	HISPANIC AMOUNT/%	NATIVE AMERICAN AMOUNT/%	WOMAN AMOUNT/%
T	\$37,819	\$37,699/99.6%	\$120/.317%		\$120/.317%			
N								
S								
TC								
C	\$37,819	\$37,699/99.6%	\$120/.317%		\$120/.317%			

234-COURT OF APPEALS - FOURTEENTH COURT-Commodity Purchasing Unadjusted Goal is 12.6%

FUND TYPE	TOTAL EXPENDITURES	TOTAL SPENT WITH NON-HUBS	TOTAL SPENT WITH **ADJ. HUBS 11.5% AMOUNT/%	TOTAL SPENT WITH *OTHER HUBS 1.1% AMOUNT/%	BLACK AMOUNT/%	HISPANIC AMOUNT/%	WOMAN AMOUNT/%	ASIAN PACIFIC AMOUNT/%	NATIVE AMERICAN AMOUNT/%
T	\$62,921	\$61,261/97.3%	\$1,660/2.63%					\$1,660/2.63%	
N									
S									
TC									
C	\$62,921	\$61,261/97.3%	\$1,660/2.63%					\$1,660/2.63%	

DB = DEBIT (NEGATIVE AMOUNT) \* = OTHER HUBS \*\* = ADJUSTED HUBS \*\*\* = DOLLARS REPORTED BUT NOT SHOWN IN THESE COLUMNS. SEE COVER LETTER PARA. 4  
T-TREASURY, N=NON-TREASURY, S=SUBCONTRACTOR FUNDS & PROCUREMENT CARD HUB PURCHASES, TC=TERM CONTRACT, C=CONSOLIDATED. SEE PAGE 4 OF HUB REPORT FOR FUND TYPE DESCRIPTION.

242-COMMISSION ON JUDICIAL CONDUCT-Heavy Construction Unadjusted Goal is 11.9%

FUND TYPE	TOTAL EXPENDITURES	TOTAL SPENT WITH NON-HUBS AMOUNT/%	TOTAL SPENT WITH **ADJ. HUBS 8.6% AMOUNT/%	TOTAL SPENT WITH *OTHER HUBS 3.3% AMOUNT/%	ASIAN PACIFIC AMOUNT/%	**ADJUSTED HUB GOAL 8.6% BLACK AMOUNT/%	HISPANIC AMOUNT/%	NATIVE AMERICAN AMOUNT/%	*OTHER HUB GOAL 5.3% WOMAN AMOUNT/%
-----------	--------------------	------------------------------------	--	--	------------------------	--	-------------------	--------------------------	--

T									
N									
S									
-TC									
C									

242-COMMISSION ON JUDICIAL CONDUCT-Building Construction Unadjusted Goal is 26.1%

FUND TYPE	TOTAL EXPENDITURES	TOTAL SPENT WITH NON-HUBS	TOTAL SPENT WITH **ADJ. HUBS 25.1%	TOTAL SPENT WITH *OTHER HUBS 1.0%	BLACK	**ADJUSTED HUB GOAL 26.1% HISPANIC	WOMAN	*OTHER HUB GOAL 1.0% ASIAN PACIFIC	NATIVE AMERICAN
-----------	--------------------	---------------------------	------------------------------------	-----------------------------------	-------	---------------------------------------	-------	---------------------------------------	-----------------

T									
N									
S									
-TC									
C									

242-COMMISSION ON JUDICIAL CONDUCT-Special Trade Unadjusted Goal is 57.2%

FUND TYPE	TOTAL EXPENDITURES	TOTAL SPENT WITH NON-HUBS	TOTAL SPENT WITH **ADJ. HUBS 47.0%	TOTAL SPENT WITH *OTHER HUBS 10.2%	BLACK	**ADJUSTED HUB GOAL 47.0% HISPANIC	ASIAN PACIFIC	*OTHER HUB GOAL 10.2% NATIVE AMERICAN	WOMAN
-----------	--------------------	---------------------------	------------------------------------	------------------------------------	-------	---------------------------------------	---------------	--	-------

T									
N									
S									
-TC									
C									

242-COMMISSION ON JUDICIAL CONDUCT-Professional Services Unadjusted Goal is 20.0%

FUND TYPE	TOTAL EXPENDITURES	TOTAL SPENT WITH NON-HUBS	TOTAL SPENT WITH **ADJ. HUBS 16.1%	TOTAL SPENT WITH *OTHER HUBS 3.9%	BLACK	**ADJUSTED HUB GOAL 16.1% HISPANIC	WOMAN	*OTHER HUB GOAL 3.9% ASIAN PACIFIC	NATIVE AMERICAN
-----------	--------------------	---------------------------	------------------------------------	-----------------------------------	-------	---------------------------------------	-------	---------------------------------------	-----------------

T	\$3,101	\$3,101/100 %							
N									
S									
-TC									
C	\$3,101	\$3,101/100 %							

242-COMMISSION ON JUDICIAL CONDUCT-Other Services Unadjusted Goal is 33.0%

FUND TYPE	TOTAL EXPENDITURES	TOTAL SPENT WITH NON-HUBS	TOTAL SPENT WITH **ADJ. HUBS 33.0%	TOTAL SPENT WITH *OTHER HUBS 1.1%	ASIAN PACIFIC	**ADJUSTED HUB GOAL 33.0% BLACK	HISPANIC	NATIVE AMERICAN	WOMAN
-----------	--------------------	---------------------------	------------------------------------	-----------------------------------	---------------	------------------------------------	----------	-----------------	-------

T	\$21,081	\$5,760/27.3%	\$15,320/72.6%		\$11,012/52.2%		\$46/.222%	\$4,184/19.6%	\$77/.367%
N									
S									
-TC	\$1,892	\$1,672/88.9%	\$19/1.16%						\$19/1.16%
C	\$19,388	\$4,087/21.0%	\$15,301/78.9%		\$11,012/56.7%		\$46/.241%	\$4,184/21.6%	\$57/.297%

242-COMMISSION ON JUDICIAL CONDUCT-Commodity Purchasing Unadjusted Goal is 12.6%

FUND TYPE	TOTAL EXPENDITURES	TOTAL SPENT WITH NON-HUBS	TOTAL SPENT WITH **ADJ. HUBS 11.5%	TOTAL SPENT WITH *OTHER HUBS 1.1%	BLACK	**ADJUSTED HUB GOAL 11.5% HISPANIC	WOMAN	*OTHER HUB GOAL 1.1% ASIAN PACIFIC	NATIVE AMERICAN
-----------	--------------------	---------------------------	------------------------------------	-----------------------------------	-------	---------------------------------------	-------	---------------------------------------	-----------------

T	\$8,484	\$7,573/78.7%	\$142/1.60%	\$1,777/18.7%	\$95/1.00%		\$47/.489%	\$222/2.34%	\$1,555/18.3%
N									
S									
-TC	\$637	\$627/100 %							
C	\$8,486	\$8,936/78.3%	\$142/1.61%	\$1,777/20.0%	\$95/1.07%		\$47/.635%	\$222/2.61%	\$1,555/17.5%

DN = DEBIT (NEGATIVE AMOUNT) \* = OTHER HUBS \*\* = ADJUSTED HUBS \*\*\* = DOLLARS REPORTED BUT NOT SHOWN IN THESE COLUMNS. SEE COVER LETTER PARA. 4  
T=TREASURY, N=NON-TREASURY, S=SUBCONTRACTOR FUNDS & PROCUREMENT CARD HUB PURCHASES, TC=TERM CONTRACT, C=CONSOLIDATED. SEE PAGE 4 OF HUB REPORT FOR FUND TYPE DESCRIPTION.

243-STATE LAW LIBRARY-Heavy Construction Unadjusted Goal is 11.9%

FUND TYPE	TOTAL EXPENDITURES	TOTAL SPENT WITH NON-HUBS AMOUNT/%	TOTAL SPENT WITH **ADJ. HUBS 6.9% AMOUNT/%	TOTAL SPENT WITH *OTHER HUBS 5.2% AMOUNT/%	ASIAN PACIFIC AMOUNT/%	BLACK AMOUNT/%	HISPANIC AMOUNT/%	NATIVE AMERICAN AMOUNT/%	*OTHER HUB GOAL 5.3% WOMAN AMOUNT/%
-----------	--------------------	------------------------------------	--	--	------------------------	----------------	-------------------	--------------------------	-------------------------------------

T  
N  
S  
-TC  
-----  
C

243-STATE LAW LIBRARY-Building Construction Unadjusted Goal is 26.1%

FUND TYPE	TOTAL EXPENDITURES	TOTAL SPENT WITH NON-HUBS	TOTAL SPENT WITH **ADJ. HUBS 25.1%	TOTAL SPENT WITH *OTHER HUBS 0%	BLACK	HISPANIC	WOMAN	*OTHER HUB GOAL 1.0% ASIAN PACIFIC NATIVE AMERICAN
-----------	--------------------	---------------------------	------------------------------------	---------------------------------	-------	----------	-------	--

T  
N  
S  
-TC  
-----  
C

243-STATE LAW LIBRARY-Special Trade Unadjusted Goal is 57.2%

FUND TYPE	TOTAL EXPENDITURES	TOTAL SPENT WITH NON-HUBS	TOTAL SPENT WITH **ADJ. HUBS 47.2%	TOTAL SPENT WITH *OTHER HUBS 10.2%	BLACK	HISPANIC	ASIAN PACIFIC	NATIVE AMERICAN	WOMAN
-----------	--------------------	---------------------------	------------------------------------	------------------------------------	-------	----------	---------------	-----------------	-------

T  
N  
S  
-TC  
-----  
C

243-STATE LAW LIBRARY-Professional Services Unadjusted Goal is 20.0%

FUND TYPE	TOTAL EXPENDITURES	TOTAL SPENT WITH NON-HUBS	TOTAL SPENT WITH **ADJ. HUBS 15.1%	TOTAL SPENT WITH *OTHER HUBS 1.9%	BLACK	HISPANIC	WOMAN	*OTHER HUB GOAL 1.9% ASIAN PACIFIC NATIVE AMERICAN
-----------	--------------------	---------------------------	------------------------------------	-----------------------------------	-------	----------	-------	--

T  
N  
S  
-TC  
-----  
C

243-STATE LAW LIBRARY-other Services Unadjusted Goal is 33.0%

FUND TYPE	TOTAL EXPENDITURES	TOTAL SPENT WITH NON-HUBS	TOTAL SPENT WITH **ADJ. HUBS 33.0%	ASIAN PACIFIC	BLACK	HISPANIC	NATIVE AMERICAN	WOMAN
-----------	--------------------	---------------------------	------------------------------------	---------------	-------	----------	-----------------	-------

T  
N  
S  
-TC  
-----  
C

243-STATE LAW LIBRARY-Commodity Purchasing Unadjusted Goal is 12.6%

FUND TYPE	TOTAL EXPENDITURES	TOTAL SPENT WITH NON-HUBS	TOTAL SPENT WITH **ADJ. HUBS 11.5%	TOTAL SPENT WITH *OTHER HUBS 1.1%	BLACK	HISPANIC	WOMAN	*OTHER HUB GOAL 1.1% ASIAN PACIFIC NATIVE AMERICAN
-----------	--------------------	---------------------------	------------------------------------	-----------------------------------	-------	----------	-------	--

T  
N  
S  
-TC  
-----  
C

DR = DEBIT (NEGATIVE AMOUNT) \* = OTHER HUBS \*\* = ADJUSTED HUBS \*\*\* = DOLLARS REPORTED BUT NOT SHOWN IN THESE COLUMNS. SEE COVER LETTER PARA. 4  
Y-TREASURY, N=NON-TREASURY, S=SUBCONTRACTOR FUNDS & PROCUREMENT CARD HUB PURCHASES, TC=TERM CONTRACT, C=CONSOLIDATED. SEE PAGE 4 OF HUB REPORT FOR FUND TYPE DESCRIPTION.



300-OFFICE OF THE GOVERNOR - FISCAL-Heavy Construction Unadjusted Goal is 11.9%

FUND TYPE	TOTAL EXPENDITURES	TOTAL SPENT WITH NON-HUBS AMOUNT/%	TOTAL SPENT WITH **ADJ. HUBS 6.6% AMOUNT/%	TOTAL SPENT WITH *OTHER HUBS 5.3% AMOUNT/%	**ADJUSTED HUB GOAL 6.6%				*OTHER HUB GOAL 5.3% WOMAN AMOUNT/%
					ASIAN PACIFIC AMOUNT/%	BLACK AMOUNT/%	HISPANIC AMOUNT/%	NATIVE AMERICAN AMOUNT/%	

T									
N									
S									
-TC									
C									

300-OFFICE OF THE GOVERNOR - FISCAL-Building Construction Unadjusted Goal is 25.1%

FUND TYPE	TOTAL EXPENDITURES	TOTAL SPENT WITH NON-HUBS	TOTAL SPENT WITH **ADJ. HUBS 25.1%	TOTAL SPENT WITH *OTHER HUBS 1.0%	**ADJUSTED HUB GOAL 25.1%			*OTHER HUB GOAL 1.0%	
					BLACK	HISPANIC	WOMAN	ASIAN PACIFIC	NATIVE AMERICAN

T									
N									
S									
-TC									
C									

300-OFFICE OF THE GOVERNOR - FISCAL-Special Trade Unadjusted Goal is 57.2%

FUND TYPE	TOTAL EXPENDITURES	TOTAL SPENT WITH NON-HUBS	TOTAL SPENT WITH **ADJ. HUBS 47.0%	TOTAL SPENT WITH *OTHER HUBS 10.2%	**ADJUSTED HUB GOAL 47.0%		*OTHER HUB GOAL 10.2%		
					BLACK	HISPANIC	ASIAN PACIFIC	NATIVE AMERICAN	WOMAN

T									
N									
S									
-TC									
C									

300-OFFICE OF THE GOVERNOR - FISCAL-Professional Services Unadjusted Goal is 20.0%

FUND TYPE	TOTAL EXPENDITURES	TOTAL SPENT WITH NON-HUBS	TOTAL SPENT WITH **ADJ. HUBS 16.1%	TOTAL SPENT WITH *OTHER HUBS 1.9%	**ADJUSTED HUB GOAL 16.1%			*OTHER HUB GOAL 1.9%	
					BLACK	HISPANIC	WOMAN	ASIAN PACIFIC	NATIVE AMERICAN

T									
N									
S									
-TC									
C									

300-OFFICE OF THE GOVERNOR - FISCAL-Other Services Unadjusted Goal is 33.0%

FUND TYPE	TOTAL EXPENDITURES	TOTAL SPENT WITH NON-HUBS	TOTAL SPENT WITH **ADJ. HUBS 33.0%	TOTAL SPENT WITH *OTHER HUBS 1.1%	**ADJUSTED HUB GOAL 33.0%				
					ASIAN PACIFIC	BLACK	HISPANIC	NATIVE AMERICAN	WOMAN

T	\$1,681,863	\$1,056,819/68.5%	\$24,843/1.47%					\$8,901/.528%	\$15,942/.948%
N									
S									
-TC	\$8,183	\$7,731/94.4%	\$452/5.52%						\$452/5.52%
C	\$1,673,480	\$1,049,085/68.5%	\$24,391/1.45%					\$8,901/.531%	\$15,490/.925%

300-OFFICE OF THE GOVERNOR - FISCAL-Commodity Purchasing Unadjusted Goal is 12.5%

FUND TYPE	TOTAL EXPENDITURES	TOTAL SPENT WITH NON-HUBS	TOTAL SPENT WITH **ADJ. HUBS 11.5%	TOTAL SPENT WITH *OTHER HUBS 1.1%	**ADJUSTED HUB GOAL 11.5%			*OTHER HUB GOAL 1.1%	
					BLACK	HISPANIC	WOMAN	ASIAN PACIFIC	NATIVE AMERICAN

T	\$200,122	\$164,835/77.3%	\$43,165/21.5%					\$2,119/1.05%	
N									
S									
-TC	\$81,056	\$81,056/100%							
C	\$119,066	\$73,780/61.9%	\$43,165/36.2%					\$2,119/1.78%	

DR = DEBIT (NEGATIVE AMOUNT) \* = OTHER HUBS \*\* = ADJUSTED HUBS \*\*\* = DOLLARS REPORTED BUT NOT SHOWN IN THESE COLUMNS. SEE COVER LETTER PARA. 4  
T-TREASURY, N-NDN-TREASURY, S-SUBCONTRACTOR FUNDS & PROCUREMENT CARD HUB PURCHASES, TC-TERM CONTRACT, C-CONSOLIDATED. SEE PAGE 4 OF HUB REPORT FOR FUND TYPE DESCRIPTION.

301-OFFICE OF THE GOVERNOR - EXECUTIVE-Heavy Construction Unadjusted Goal is 11.8%

FUND TYPE	TOTAL EXPENDITURES	TOTAL SPENT WITH NON-HUBS AMOUNT/%	TOTAL SPENT WITH **ADJ. HUBS 6.6%	TOTAL SPENT WITH *OTHER HUBS 5.2%	ASIAN PACIFIC AMOUNT/%	**ADJUSTED HUB GOAL 6.6% BLACK AMOUNT/%	HISPANIC AMOUNT/%	NATIVE AMERICAN AMOUNT/%	*OTHER HUB GOAL 5.2% WOMAN AMOUNT/%
T									
N									
S									
-TC									
C									

301-OFFICE OF THE GOVERNOR - EXECUTIVE-Building Construction Unadjusted Goal is 25.1%

FUND TYPE	TOTAL EXPENDITURES	TOTAL SPENT WITH NON-HUBS	TOTAL SPENT WITH **ADJ. HUBS 25.1%	TOTAL SPENT WITH *OTHER HUBS 1.0%	BLACK	**ADJUSTED HUB GOAL 25.1% HISPANIC	WOMAN	ASIAN PACIFIC	NATIVE AMERICAN
T									
N									
S									
-TC									
C									

301-OFFICE OF THE GOVERNOR - EXECUTIVE-Special Trade Unadjusted Goal is 57.2%

FUND TYPE	TOTAL EXPENDITURES	TOTAL SPENT WITH NON-HUBS	TOTAL SPENT WITH **ADJ. HUBS 47.0%	TOTAL SPENT WITH *OTHER HUBS 10.2%	BLACK	**ADJUSTED HUB GOAL 47.0% HISPANIC	ASIAN PACIFIC	NATIVE AMERICAN	WOMAN
T	\$4,402	\$4,402/100 %							
N									
S									
-TC									
C	\$4,402	\$4,402/100 %							

301-OFFICE OF THE GOVERNOR - EXECUTIVE-Professional Services Unadjusted Goal is 20.0%

FUND TYPE	TOTAL EXPENDITURES	TOTAL SPENT WITH NON-HUBS	TOTAL SPENT WITH **ADJ. HUBS 16.1%	TOTAL SPENT WITH *OTHER HUBS 1.8%	BLACK	**ADJUSTED HUB GOAL 20.0% HISPANIC	WOMAN	ASIAN PACIFIC	NATIVE AMERICAN
T	\$44,500	\$44,500/100 %							
N									
S									
-TC									
C	\$44,500	\$44,500/100 %							

301-OFFICE OF THE GOVERNOR - EXECUTIVE-Other Services Unadjusted Goal is 33.0%

FUND TYPE	TOTAL EXPENDITURES	TOTAL SPENT WITH NON-HUBS	TOTAL SPENT WITH **ADJ. HUBS 23.0%	TOTAL SPENT WITH *OTHER HUBS 1.1%	ASIAN PACIFIC	**ADJUSTED HUB GOAL 33.0% BLACK	HISPANIC	NATIVE AMERICAN	WOMAN
T	\$343,803	\$372,454/97.0%	\$11,349/2.95%				\$8,376/2.18%		\$2,974/.774%
N									
S									
-TC	\$8,477	\$8,028/95.2%	\$447/4.72%						\$447/4.72%
C	\$374,328	\$383,425/97.0%	\$10,801/2.91%				\$8,376/2.23%		\$2,526/.674%

301-OFFICE OF THE GOVERNOR - EXECUTIVE-Commodity Purchasing Unadjusted Goal is 12.5%

FUND TYPE	TOTAL EXPENDITURES	TOTAL SPENT WITH NON-HUBS	TOTAL SPENT WITH **ADJ. HUBS 11.5%	TOTAL SPENT WITH *OTHER HUBS 1.1%	BLACK	**ADJUSTED HUB GOAL 12.5% HISPANIC	WOMAN	ASIAN PACIFIC	NATIVE AMERICAN
T	\$365,500	\$234,008/64.0%	\$77,067/21.0%	\$54,422/14.8%	\$12,722/3.45%		\$64,345/17.6%		\$54,422/14.8%
N									
S									
-TC	\$127,805	\$127,805/100 %							
C	\$237,694	\$106,204/44.6%	\$77,067/32.4%	\$54,422/22.8%	\$12,722/5.35%		\$64,345/27.0%		\$54,422/22.8%

DB = DEBIT (NEGATIVE AMOUNT) \* = OTHER HUBS \*\* = ADJUSTED HUBS \*\*\* = DOLLARS REPORTED BUT NOT SHOWN IN THESE COLUMNS. SEE COVER LETTER PARA. 4  
T=TREASURY, N=NON-TREASURY, S=SUSCONTRACTOR FUNDS & PROCUREMENT CARD HUB PURCHASES, TC=TERM CONTRACT, C=CONSOLIDATED. SEE PAGE 4 OF HUB REPORT FOR FUND TYPE DESCRIPTION.

302-OFFICE OF THE ATTORNEY GENERAL-Heavy Construction Unadjusted Goal is 11.9%

FUND TYPE	TOTAL EXPENDITURES	TOTAL SPENT WITH NON-HUBS AMOUNT/%	TOTAL SPENT WITH **ADJ. HUBS 5.9% AMOUNT/%	TOTAL SPENT WITH *OTHER HUBS 5.3% AMOUNT/%	**ADJUSTED HUB GOAL 6.6%				*OTHER HUB GOAL 5.3% WOMAN AMOUNT/%
					ASIAN PACIFIC AMOUNT/%	BLACK AMOUNT/%	HISPANIC AMOUNT/%	NATIVE AMERICAN AMOUNT/%	

T  
N  
S  
-TC

C

302-OFFICE OF THE ATTORNEY GENERAL-Building Construction Unadjusted Goal is 26.1%

FUND TYPE	TOTAL EXPENDITURES	TOTAL SPENT WITH NON-HUBS	TOTAL SPENT WITH **ADJ. HUBS 25.1%	TOTAL SPENT WITH *OTHER HUBS 1.9%	**ADJUSTED HUB GOAL 26.1%			*OTHER HUB GOAL 1.0%	
					BLACK	HISPANIC	WOMAN	ASIAN PACIFIC	NATIVE AMERICAN

T  
N  
S  
-TC

C

302-OFFICE OF THE ATTORNEY GENERAL-Special Trade Unadjusted Goal is 67.2%

FUND TYPE	TOTAL EXPENDITURES	TOTAL SPENT WITH NON-HUBS	TOTAL SPENT WITH **ADJ. HUBS 47.0%	TOTAL SPENT WITH *OTHER HUBS 10.2%	**ADJUSTED HUB GOAL 47.0%		*OTHER HUB GOAL 10.2%		
					BLACK	HISPANIC	ASIAN PACIFIC	NATIVE AMERICAN	WOMAN

T  
N  
S  
-TC

C

302-OFFICE OF THE ATTORNEY GENERAL-Professional Services Unadjusted Goal is 20.0%

FUND TYPE	TOTAL EXPENDITURES	TOTAL SPENT WITH NON-HUBS	TOTAL SPENT WITH **ADJ. HUBS 18.1%	TOTAL SPENT WITH *OTHER HUBS 1.9%	**ADJUSTED HUB GOAL 18.1%			*OTHER HUB GOAL 1.9%	
					BLACK	HISPANIC	WOMAN	ASIAN PACIFIC	NATIVE AMERICAN

T  
N  
S  
-TC

C

302-OFFICE OF THE ATTORNEY GENERAL-Other Services Unadjusted Goal is 33.0%

FUND TYPE	TOTAL EXPENDITURES	TOTAL SPENT WITH NON-HUBS	TOTAL SPENT WITH **ADJ. HUBS 23.0%	TOTAL SPENT WITH *OTHER HUBS 1.1%	**ADJUSTED HUB GOAL 33.0%				
					ASIAN PACIFIC	BLACK	HISPANIC	NATIVE AMERICAN	WOMAN

T  
N  
S  
-TC

C

302-OFFICE OF THE ATTORNEY GENERAL-Commodity Purchasing Unadjusted Goal is 12.6%

FUND TYPE	TOTAL EXPENDITURES	TOTAL SPENT WITH NON-HUBS	TOTAL SPENT WITH **ADJ. HUBS 11.5%	TOTAL SPENT WITH *OTHER HUBS 1.1%	**ADJUSTED HUB GOAL 11.5%			*OTHER HUB GOAL 1.1%	
					BLACK	HISPANIC	WOMAN	ASIAN PACIFIC	NATIVE AMERICAN

T  
N  
S  
-TC

C

DB = DEBIT (NEGATIVE AMOUNT) \* = OTHER HUBS \*\* = ADJUSTED HUBS \*\*\* = DOLLARS REPORTED BUT NOT SHOWN IN THESE COLUMNS. SEE COVER LETTER PARA. 4  
T-TREASURY, N-NON-TREASURY, S-SUBCONTRACTOR FUNDS & PROCUREMENT CARD HUB PURCHASES, TC-TERM CONTRACT, C-CONSOLIDATED. SEE PAGE 4 OF HUB REPORT FOR FUND TYPE DESCRIPTION.

303-GENERAL SERVICES COMMISSION-Heavy Construction Unadjusted Goal is 11.9%

FUND TYPE	TOTAL EXPENDITURES	TOTAL SPENT WITH NON-HUBS AMOUNT/%	TOTAL SPENT WITH **ADJ. HUBS 5.5%	TOTAL SPENT WITH *OTHER HUBS 5.3%	ASIAN PACIFIC AMOUNT/%	**ADJUSTED HUB GOAL 6.6% BLACK AMOUNT/%	HISPANIC AMOUNT/%	NATIVE AMERICAN AMOUNT/%	*OTHER HUB GOAL 5.3% WOMAN AMOUNT/%
T									
N									
S									
TC									
C									

303-GENERAL SERVICES COMMISSION-Building Construction Unadjusted Goal is 26.1%

FUND TYPE	TOTAL EXPENDITURES	TOTAL SPENT WITH NON-HUBS	TOTAL SPENT WITH **ADJ. HUBS 25.1%	TOTAL SPENT WITH *OTHER HUBS 1.0%	BLACK	HISPANIC	WOMAN	ASIAN PACIFIC	NATIVE AMERICAN
T	\$41,585,015	\$35,588,190/85.5%	\$6,026,825/14.4%		\$85,828/.230%	\$5,338,199/12.8%	\$594,888/1.42%		
N									
S	***	***	\$1,056,211/2.54%	\$69,647/.187%	\$37,464/.090%	\$491,158/1.18%	\$528,548/1.27%		\$69,647/.187%
TC	\$212,665	\$212,665/100%							
C	\$41,382,350	\$35,335,524/85.4%	\$7,085,037/17.1%	\$69,647/.188%	\$133,390/.322%	\$5,327,388/14.0%	\$1,124,243/2.71%		\$69,647/.188%

303-GENERAL SERVICES COMMISSION-Special Trade Unadjusted Goal is 57.2%

FUND TYPE	TOTAL EXPENDITURES	TOTAL SPENT WITH NON-HUBS	TOTAL SPENT WITH **ADJ. HUBS 47.0%	TOTAL SPENT WITH *OTHER HUBS 10.2%	BLACK	HISPANIC	ASIAN PACIFIC	NATIVE AMERICAN	WOMAN
T	\$5,550,789	\$6,806,739/71.2%	\$815,267/8.44%	\$2,128,702/22.2%	\$37,683/.394%	\$577,564/6.04%			\$2,128,702/22.2%
N									
S									
TC	\$251,889	\$138,374/54.8%	\$113,514/45.0%			\$113,514/45.0%			
C	\$9,298,780	\$6,668,425/71.7%	\$601,652/6.39%	\$2,128,702/22.8%	\$37,683/.406%	\$463,969/4.98%			\$2,128,702/22.8%

303-GENERAL SERVICES COMMISSION-Professional Services Unadjusted Goal is 20.0%

FUND TYPE	TOTAL EXPENDITURES	TOTAL SPENT WITH NON-HUBS	TOTAL SPENT WITH **ADJ. HUBS 15.1%	TOTAL SPENT WITH *OTHER HUBS 1.5%	BLACK	HISPANIC	WOMAN	ASIAN PACIFIC	NATIVE AMERICAN
T	\$384,524	\$292,563/76.0%	\$91,960/23.9%			\$91,960/23.8%			
N									
S	***	***	\$148,663/38.8%	\$24,833/6.46%		\$59,463/15.2%	\$78,800/20.5%		\$24,833/6.46%
TC	\$322	\$322/100%							
C	\$384,201	\$292,241/76.0%	\$240,624/62.6%	\$24,833/6.46%		\$161,823/42.1%	\$78,800/20.5%		\$24,833/6.46%

303-GENERAL SERVICES COMMISSION-Other Services Unadjusted Goal is 33.0%

FUND TYPE	TOTAL EXPENDITURES	TOTAL SPENT WITH NON-HUBS	TOTAL SPENT WITH **ADJ. HUBS 33.0%	ASIAN PACIFIC	BLACK	HISPANIC	NATIVE AMERICAN	WOMAN
T	\$7,030,982	\$4,614,194/65.6%	\$2,416,787/34.3%	\$1,151,152/16.3%	\$23,495/.334%	\$50,370/.854%		\$1,181,759/16.8%
N								
S								
TC	\$84,912	\$84,544/99.6%	\$367/.387%					\$367/.387%
C	\$6,336,069	\$4,519,843/85.1%	\$2,416,419/34.6%	\$1,151,152/16.6%	\$23,495/.338%	\$50,370/.870%		\$1,181,401/17.0%

303-GENERAL SERVICES COMMISSION-Commodity Purchasing Unadjusted Goal is 12.8%

FUND TYPE	TOTAL EXPENDITURES	TOTAL SPENT WITH NON-HUBS	TOTAL SPENT WITH **ADJ. HUBS 11.5%	TOTAL SPENT WITH *OTHER HUBS 1.1%	BLACK	HISPANIC	WOMAN	ASIAN PACIFIC	NATIVE AMERICAN
T	\$12,090,848	\$9,734,818/80.5%	\$2,002,359/16.5%	\$353,770/2.92%	\$375,652/3.10%	\$66,908/.553%	\$1,559,799/12.9%	\$349,772/2.88%	\$3,897/.033%
N									
S	***	***	\$273,885/28.1%	\$4,888/.473%	\$1,139/.108%	\$36,297/3.46%	\$236,428/22.6%	\$4,866/.473%	
TC	\$2,333,014	\$2,444,300/96.2%	\$383,687/13.5%	\$6,027/.177%		\$22,680/.807%	\$360,807/12.7%	\$4,813/.173%	\$113/.004%
C	\$9,257,933	\$7,290,517/78.7%	\$1,892,539/20.4%	\$353,710/3.82%	\$376,781/4.06%	\$60,327/.857%	\$1,425,417/15.6%	\$349,826/3.77%	\$3,884/.042%

DB = DEBIT (NEGATIVE AMOUNT) \* = OTHER HUBS \*\* = ADJUSTED HUBS \*\*\* = DOLLARS REPORTED BUT NOT SHOWN IN THESE COLUMNS. SEE COVER LETTER PARA. 4  
T-TREASURY, N=NON-TREASURY, S=SUBCONTRACTOR FUNDS & PROCUREMENT CARD HUB PURCHASES, TC=TERM CONTRACT, C=CONSOLIDATED. SEE PAGE 4 OF HUB REPORT FOR FUND TYPE DESCRIPTION.

304-COMPTROLLER OF PUBLIC ACCOUNTS-Heavy Construction Unadjusted Goal is 11.8%

FUND TYPE	TOTAL EXPENDITURES	TOTAL SPENT WITH NON-HUBS AMOUNT/%	TOTAL SPENT WITH **ADJ. HUBS 4.4%	TOTAL SPENT WITH *OTHER HUBS 5.3%	**ADJUSTED HUB GOAL 6.6%				*OTHER HUB GOAL 5.3% WOMAN AMOUNT/%
					ASIAN PACIFIC AMOUNT/%	BLACK AMOUNT/%	HISPANIC AMOUNT/%	NATIVE AMERICAN AMOUNT/%	

T  
N  
S  
-TC  
C

304-COMPTROLLER OF PUBLIC ACCOUNTS-Building Construction Unadjusted Goal is 26.1%

FUND TYPE	TOTAL EXPENDITURES	TOTAL SPENT WITH NON-HUBS	TOTAL SPENT WITH **ADJ. HUBS 25.1%	TOTAL SPENT WITH *OTHER HUBS 1.0%	**ADJUSTED HUB GOAL 26.1%			*OTHER HUB GOAL 1.0%	
					BLACK	HISPANIC	WOMAN	ASIAN PACIFIC	NATIVE AMERICAN

T  
N  
S  
-TC  
C

304-COMPTROLLER OF PUBLIC ACCOUNTS-Special Trade Unadjusted Goal is 57.2%

FUND TYPE	TOTAL EXPENDITURES	TOTAL SPENT WITH NON-HUBS	TOTAL SPENT WITH **ADJ. HUBS 47.0%	TOTAL SPENT WITH *OTHER HUBS 10.2%	**ADJUSTED HUB GOAL 47.0%		*OTHER HUB GOAL 10.2%		
					BLACK	HISPANIC	ASIAN PACIFIC	NATIVE AMERICAN	WOMAN

T  
N  
S  
-TC  
C

304-COMPTROLLER OF PUBLIC ACCOUNTS-Professional Services Unadjusted Goal is 20.0%

FUND TYPE	TOTAL EXPENDITURES	TOTAL SPENT WITH NON-HUBS	TOTAL SPENT WITH **ADJ. HUBS 18.1%	TOTAL SPENT WITH *OTHER HUBS 1.9%	**ADJUSTED HUB GOAL 18.1%			*OTHER HUB GOAL 1.9%	
					BLACK	HISPANIC	WOMAN	ASIAN PACIFIC	NATIVE AMERICAN

T  
N  
S  
-TC  
C

304-COMPTROLLER OF PUBLIC ACCOUNTS-Other Services Unadjusted Goal is 33.0%

FUND TYPE	TOTAL EXPENDITURES	TOTAL SPENT WITH NON-HUBS	TOTAL SPENT WITH **ADJ. HUBS 33.0%	**ADJUSTED HUB GOAL 33.0%				
				ASIAN PACIFIC	BLACK	HISPANIC	NATIVE AMERICAN	WOMAN

T  
N  
S  
-TC  
C

304-COMPTROLLER OF PUBLIC ACCOUNTS-Commodity Purchasing Unadjusted Goal is 12.8%

FUND TYPE	TOTAL EXPENDITURES	TOTAL SPENT WITH NON-HUBS	TOTAL SPENT WITH **ADJ. HUBS 13.3%	TOTAL SPENT WITH *OTHER HUBS 1.1%	**ADJUSTED HUB GOAL 11.6%			*OTHER HUB GOAL 1.1%	
					BLACK	HISPANIC	WOMAN	ASIAN PACIFIC	NATIVE AMERICAN

T  
N  
S  
-TC  
C

DR = DEBIT (NEGATIVE AMOUNT) \* = OTHER HUBS \*\* = ADJUSTED HUBS \*\*\* = DOLLARS REPORTED BUT NOT SHOWN IN THESE COLUMNS. SEE COVER LETTER PARA. 4  
T=TREASURY, N=NON-TREASURY, S=SUBCONTRACTOR FUNDS & PROCUREMENT CARD HUB PURCHASES, TC=TERM CONTRACT, C=CONSOLIDATED. SEE PAGE 4 OF HUB REPORT FOR FUND TYPE DESCRIPTION.

305-GENERAL LAND OFFICE-Heavy Construction Unadjusted Goal is 11.3%

FUND TYPE	TOTAL EXPENDITURES	TOTAL SPENT WITH NON-HUBS AMOUNT/%	TOTAL SPENT WITH **ADJ. HUBS 6.6%	TOTAL SPENT WITH *OTHER HUBS 5.3%	ASIAN PACIFIC AMOUNT/%	**ADJUSTED HUB GOAL 6.6% BLACK AMOUNT/%	HISPANIC AMOUNT/%	NATIVE AMERICAN AMOUNT/%	*OTHER HUB GOAL 5.3% WOMAN AMOUNT/%
T									
N									
S									
TC									
C									

305-GENERAL LAND OFFICE-Building Construction Unadjusted Goal is 28.1%

FUND TYPE	TOTAL EXPENDITURES	TOTAL SPENT WITH NON-HUBS	TOTAL SPENT WITH **ADJ. HUBS 25.1%	TOTAL SPENT WITH *OTHER HUBS 1.6%	BLACK	HISPANIC	WOMAN	*OTHER HUB GOAL 1.0% ASIAN PACIFIC	NATIVE AMERICAN
T	\$28,680,859	\$26,666,409/93.9%	\$14,250/.053%				\$14,250/.053%		
N									
S	***	***	\$1,487,830/5.61%			\$25,888/.096%	\$1,472,141/5.51%		
TC									
C	\$28,680,859	\$26,666,409/93.9%	\$1,512,080/5.66%			\$25,888/.096%	\$1,466,391/5.57%		

305-GENERAL LAND OFFICE-Special Trade Unadjusted Goal is 57.2%

FUND TYPE	TOTAL EXPENDITURES	TOTAL SPENT WITH NON-HUBS	TOTAL SPENT WITH **ADJ. HUBS 47.0%	TOTAL SPENT WITH *OTHER HUBS 10.2%	BLACK	HISPANIC	ASIAN PACIFIC	NATIVE AMERICAN	WOMAN
T	\$68,673	\$67,773/98.6%	\$900/1.31%		\$900/1.31%				
N									
S									
TC									
C	\$68,673	\$67,773/98.6%	\$900/1.31%		\$900/1.31%				

305-GENERAL LAND OFFICE-Professional Services Unadjusted Goal is 20.0%

FUND TYPE	TOTAL EXPENDITURES	TOTAL SPENT WITH NON-HUBS	TOTAL SPENT WITH **ADJ. HUBS 18.1%	TOTAL SPENT WITH *OTHER HUBS 1.9%	BLACK	HISPANIC	WOMAN	*OTHER HUB GOAL 1.9% ASIAN PACIFIC	NATIVE AMERICAN
T	\$2,942,330	\$2,838,271/96.8%	\$3,059/.104%				\$3,059/.104%		
N									
S									
TC									
C	\$2,942,330	\$2,838,271/96.8%	\$3,059/.104%				\$3,059/.104%		

305-GENERAL LAND OFFICE-Other Services Unadjusted Goal is 33.0%

FUND TYPE	TOTAL EXPENDITURES	TOTAL SPENT WITH NON-HUBS	TOTAL SPENT WITH **ADJ. HUBS 33.0%	ASIAN PACIFIC	BLACK	HISPANIC	NATIVE AMERICAN	WOMAN
T	\$3,568,282	\$2,603,105/73.0%	\$1,066,177/29.9%	\$4,786/.133%	\$84,586/2.57%	\$601,375/21.8%	\$7,176/.195%	\$158,272/4.31%
N								\$2,773/3.28%
S								
TC	\$44,442	\$61,669/96.7%	\$2,773/3.28%					
C	\$3,568,282	\$2,521,435/70.3%	\$1,063,403/29.6%	\$4,786/.133%	\$84,585/2.63%	\$601,375/22.3%	\$7,176/.200%	\$155,499/4.33%

305-GENERAL LAND OFFICE-Commodity Purchasing Unadjusted Goal is 12.8%

FUND TYPE	TOTAL EXPENDITURES	TOTAL SPENT WITH NON-HUBS	TOTAL SPENT WITH **ADJ. HUBS 11.5%	TOTAL SPENT WITH *OTHER HUBS 1.3%	BLACK	HISPANIC	WOMAN	*OTHER HUB GOAL 1.1% ASIAN PACIFIC	NATIVE AMERICAN
T	\$3,847,200	\$2,825,066/73.4%	\$552,343/15.9%	\$369,790/8.61%	\$150,188/3.90%	\$48,362/1.20%	\$455,602/11.6%	\$369,577/8.60%	\$213/.066%
N									\$215/.286%
S									
TC	\$301,236	\$296,141/98.3%	\$3,937/1.30%	\$1,158/.384%	\$1,991/2.67%	\$1,310/2.42%	\$3,613/4.84%	\$133/.178%	\$1,158/.284%
C	\$3,845,964	\$2,528,925/71.3%	\$655,821/18.4%	\$368,480/10.4%	\$152,180/4.28%	\$46,486/1.29%	\$457,754/12.9%	\$368,552/10.3%	\$428/.012%

DB = DEBIT (NEGATIVE AMOUNT) \* = OTHER HUBS \*\* = ADJUSTED HUBS \*\*\* = DOLLARS REPORTED BUT NOT SHOWN IN THESE COLUMNS. SEE COVER LETTER PARA. 4  
T-TREASURY, N=NON-TREASURY, S=SURCONTRACTOR FUNDS & PROCUREMENT CARD HUB PURCHASES, TC=TERM CONTRACT, C=CONSOLIDATED. SEE PAGE 4 OF HUB REPORT FOR FUND TYPE DESCRIPTION.

306-TX STATE LIBRARY & ARCHIVES COMM-Heavy Construction Unadjusted Goal is 11.8%

FUND TYPE	TOTAL EXPENDITURES	TOTAL SPENT WITH NON-HUBS AMOUNT/%	TOTAL SPENT WITH **ADJ. HUBS 5.6% AMOUNT/%	TOTAL SPENT WITH *OTHER HUBS 5.3% AMOUNT/%	ASIAN PACIFIC AMOUNT/%	**ADJUSTED HUB GOAL 5.6% BLACK AMOUNT/%	HISPANIC AMOUNT/%	NATIVE AMERICAN AMOUNT/%	*OTHER HUB GOAL 5.3% WOMAN AMOUNT/%
-----------	--------------------	------------------------------------	--	--	------------------------	--	-------------------	--------------------------	--

T  
N  
S  
-TC

C

306-TX STATE LIBRARY & ARCHIVES COMM-Building Construction Unadjusted Goal is 28.1%

FUND TYPE	TOTAL EXPENDITURES	TOTAL SPENT WITH NON-HUBS	TOTAL SPENT WITH **ADJ. HUBS 25.1%	TOTAL SPENT WITH *OTHER HUBS 1.0%	BLACK	**ADJUSTED HUB GOAL 25.1% HISPANIC	WOMAN	*OTHER HUB GOAL 1.0% ASIAN PACIFIC	NATIVE AMERICAN
-----------	--------------------	---------------------------	------------------------------------	-----------------------------------	-------	---------------------------------------	-------	---------------------------------------	-----------------

T  
N  
S  
-TC

C

306-TX STATE LIBRARY & ARCHIVES COMM-Special Trade Unadjusted Goal is 57.2%

FUND TYPE	TOTAL EXPENDITURES	TOTAL SPENT WITH NON-HUBS	TOTAL SPENT WITH **ADJ. HUBS 47.0%	TOTAL SPENT WITH *OTHER HUBS 10.2%	BLACK	**ADJUSTED HUB GOAL 47.0% HISPANIC	ASIAN PACIFIC	NATIVE AMERICAN	WOMAN
-----------	--------------------	---------------------------	------------------------------------	------------------------------------	-------	---------------------------------------	---------------	-----------------	-------

T  
N  
S  
-TC

C

306-TX STATE LIBRARY & ARCHIVES COMM-Professional Services Unadjusted Goal is 20.0%

FUND TYPE	TOTAL EXPENDITURES	TOTAL SPENT WITH NON-HUBS	TOTAL SPENT WITH **ADJ. HUBS 18.1%	TOTAL SPENT WITH *OTHER HUBS 1.9%	BLACK	**ADJUSTED HUB GOAL 18.1% HISPANIC	WOMAN	*OTHER HUB GOAL 1.9% ASIAN PACIFIC	NATIVE AMERICAN
-----------	--------------------	---------------------------	------------------------------------	-----------------------------------	-------	---------------------------------------	-------	---------------------------------------	-----------------

T  
N  
S  
-TC

C

306-TX STATE LIBRARY & ARCHIVES COMM-Other Services Unadjusted Goal is 33.0%

FUND TYPE	TOTAL EXPENDITURES	TOTAL SPENT WITH NON-HUBS	TOTAL SPENT WITH **ADJ. HUBS 33.0%	ASIAN PACIFIC	BLACK	**ADJUSTED HUB GOAL 33.0% HISPANIC	NATIVE AMERICAN	WOMAN
-----------	--------------------	---------------------------	------------------------------------	---------------	-------	---------------------------------------	-----------------	-------

T  
N  
S  
-TC

C

306-TX STATE LIBRARY & ARCHIVES COMM-Commodity Purchasing Unadjusted Goal is 12.8%

FUND TYPE	TOTAL EXPENDITURES	TOTAL SPENT WITH NON-HUBS	TOTAL SPENT WITH **ADJ. HUBS 11.5%	TOTAL SPENT WITH *OTHER HUBS 1.3%	BLACK	**ADJUSTED HUB GOAL 11.5% HISPANIC	WOMAN	*OTHER HUB GOAL 1.3% ASIAN PACIFIC	NATIVE AMERICAN
-----------	--------------------	---------------------------	------------------------------------	-----------------------------------	-------	---------------------------------------	-------	---------------------------------------	-----------------

T  
N  
S  
-TC

C

DB = DEBIT (NEGATIVE AMOUNT) \* = OTHER HUBS \*\* = ADJUSTED HUBS \*\*\* = DOLLARS REPORTED BUT NOT SHOWN IN THESE COLUMNS. SEE COVER LETTER PARA. 4  
T-TREASURY, N-NON-TREASURY, S-SUBCONTRACTOR FUNDS & PROCUREMENT CARD HUB PURCHASES, TC-TERM CONTRACT, C-CONSOLIDATED. SEE PAGE 4 OF HUB REPORT FOR FUND TYPE DESCRIPTION.

307-SECRETARY OF STATE-Heavy Construction Unadjusted Goal is 11.8%

FUND TYPE	TOTAL EXPENDITURES	TOTAL SPENT WITH NON-HUBS AMOUNT/%	TOTAL SPENT WITH **ADJ. HUBS 1.9% AMOUNT/%	TOTAL SPENT WITH *OTHER HUBS 4.1% AMOUNT/%	ASIAN PACIFIC AMOUNT/%	BLACK AMOUNT/%	HISPANIC AMOUNT/%	NATIVE AMERICAN AMOUNT/%	*OTHER HUB GOAL 5.3% WOMAN AMOUNT/%
T									
N									
S									
-TC									
C									

307-SECRETARY OF STATE-Building Construction Unadjusted Goal is 28.1%

FUND TYPE	TOTAL EXPENDITURES	TOTAL SPENT WITH NON-HUBS	TOTAL SPENT WITH **ADJ. HUBS 28.1%	TOTAL SPENT WITH *OTHER HUBS 1.9%	BLACK	HISPANIC	WOMAN	*OTHER HUB GOAL 1.0% ASIAN PACIFIC NATIVE AMERICAN
T								
N								
S								
-TC								
C								

307-SECRETARY OF STATE-Special Trade Unadjusted Goal is 57.2%

FUND TYPE	TOTAL EXPENDITURES	TOTAL SPENT WITH NON-HUBS	TOTAL SPENT WITH **ADJ. HUBS 47.0%	TOTAL SPENT WITH *OTHER HUBS 10.2%	BLACK	HISPANIC	ASIAN PACIFIC	NATIVE AMERICAN	WOMAN
T	\$4,247	\$1,487/35.2%		\$2,750/64.7%					\$2,750/64.7%
N									
S									
-TC									
C	\$4,247	\$1,487/35.2%		\$2,750/64.7%					\$2,750/64.7%

307-SECRETARY OF STATE-Professional Services Unadjusted Goal is 20.0%

FUND TYPE	TOTAL EXPENDITURES	TOTAL SPENT WITH NON-HUBS	TOTAL SPENT WITH **ADJ. HUBS 18.1%	TOTAL SPENT WITH *OTHER HUBS 1.9%	BLACK	HISPANIC	WOMAN	*OTHER HUB GOAL 1.8% ASIAN PACIFIC NATIVE AMERICAN
T								
N								
S								
-TC								
C								

307-SECRETARY OF STATE-Other Services Unadjusted Goal is 33.0%

FUND TYPE	TOTAL EXPENDITURES	TOTAL SPENT WITH NON-HUBS	TOTAL SPENT WITH **ADJ. HUBS 33.0%	ASIAN PACIFIC	BLACK	HISPANIC	NATIVE AMERICAN	WOMAN
T	\$2,174,805	\$1,857,802/85.4%	\$316,802/14.5%	\$18,178/.835%	\$1,439/.066%	\$80,887/3.71%		\$216,388/9.95%
N								
S								
-TC	\$44,763	\$44,763/100%						
C	\$2,130,041	\$1,813,139/85.1%	\$316,802/14.8%	\$18,178/.853%	\$1,438/.067%	\$80,887/3.78%		\$216,388/10.1%

307-SECRETARY OF STATE-Commodity Purchasing Unadjusted Goal is 12.5%

FUND TYPE	TOTAL EXPENDITURES	TOTAL SPENT WITH NON-HUBS	TOTAL SPENT WITH **ADJ. HUBS 11.1%	TOTAL SPENT WITH *OTHER HUBS 1.1%	BLACK	HISPANIC	WOMAN	*OTHER HUB GOAL 1.1% ASIAN PACIFIC NATIVE AMERICAN
T	\$856,336	\$682,041/79.4%	\$188,877/22.6%	\$54,416/6.61%	\$22,528/2.68%	\$7,113/8	\$173,462/20.7%	\$54,416/6.51%
N								
S								
-TC	\$63,848	\$74,981/89.4%	\$7,556/8.01%	\$1,300/1.55%			\$7,556/8.01%	\$1,300/1.55%
C	\$791,486	\$517,049/65.8%	\$181,321/24.1%	\$53,116/7.06%	\$22,528/2.89%	\$7,113/8	\$166,809/22.0%	\$53,116/7.08%

DB = DEBIT (NEGATIVE AMOUNT) \* = OTHER HUBS \*\* = ADJUSTED HUBS \*\*\* = DOLLARS REPORTED BUT NOT SHOWN IN THESE COLUMNS. SEE COVER LETTER PARA. 4  
T-TREASURY, N-NON-TREASURY, S-SUBCONTRACTOR FUNDS & PROCUREMENT CARD HUB PURCHASES, TC-TERM CONTRACT, C-CONSOLIDATED. SEE PAGE 4 OF HUB REPORT FOR FUND TYPE DESCRIPTION.



308-STATE AUDITOR-Heavy Construction Unadjusted Goal is 11.9%

FUND TYPE	TOTAL EXPENDITURES	TOTAL SPENT WITH NON-HUBS AMOUNT/%	TOTAL SPENT WITH **ADJ. HUBS 5.8% AMOUNT/%	TOTAL SPENT WITH *OTHER HUBS 5.1% AMOUNT/%	ASIAN PACIFIC AMOUNT/%	**ADJUSTED HUB GOAL 5.8% BLACK AMOUNT/%	HISPANIC AMOUNT/%	NATIVE AMERICAN AMOUNT/%	*OTHER HUB GOAL 5.3% WOMAN AMOUNT/%
-----------	--------------------	------------------------------------	--	--	------------------------	--	-------------------	--------------------------	--

T  
N  
S  
-TC

C

308-STATE AUDITOR-Building Construction Unadjusted Goal is 28.1%

FUND TYPE	TOTAL EXPENDITURES	TOTAL SPENT WITH NON-HUBS	TOTAL SPENT WITH **ADJ. HUBS 25.1%	TOTAL SPENT WITH *OTHER HUBS 1.2%	BLACK	**ADJUSTED HUB GOAL 28.1% HISPANIC	WOMAN	*OTHER HUB GOAL 1.0% ASIAN PACIFIC	NATIVE AMERICAN
-----------	--------------------	---------------------------	------------------------------------	-----------------------------------	-------	---------------------------------------	-------	---------------------------------------	-----------------

T  
N  
S  
-TC

C

308-STATE AUDITOR-Special Trade Unadjusted Goal is 57.2%

FUND TYPE	TOTAL EXPENDITURES	TOTAL SPENT WITH NON-HUBS	TOTAL SPENT WITH **ADJ. HUBS 47.0%	TOTAL SPENT WITH *OTHER HUBS 10.2%	BLACK	**ADJUSTED HUB GOAL 57.2% HISPANIC	ASIAN PACIFIC	*OTHER HUB GOAL 10.2% NATIVE AMERICAN	WOMAN
-----------	--------------------	---------------------------	------------------------------------	------------------------------------	-------	---------------------------------------	---------------	--	-------

T  
N  
S  
-TC

C

308-STATE AUDITOR-Professional Services Unadjusted Goal is 20.0%

FUND TYPE	TOTAL EXPENDITURES	TOTAL SPENT WITH NON-HUBS	TOTAL SPENT WITH **ADJ. HUBS 18.1%	TOTAL SPENT WITH *OTHER HUBS 1.9%	BLACK	**ADJUSTED HUB GOAL 20.0% HISPANIC	WOMAN	*OTHER HUB GOAL 1.9% ASIAN PACIFIC	NATIVE AMERICAN
-----------	--------------------	---------------------------	------------------------------------	-----------------------------------	-------	---------------------------------------	-------	---------------------------------------	-----------------

T  
N  
S  
-TC

C

308-STATE AUDITOR-Other Services Unadjusted Goal is 33.0%

FUND TYPE	TOTAL EXPENDITURES	TOTAL SPENT WITH NON-HUBS	TOTAL SPENT WITH **ADJ. HUBS 33.0%	ASIAN PACIFIC	BLACK	**ADJUSTED HUB GOAL 33.0% HISPANIC	NATIVE AMERICAN	WOMAN
-----------	--------------------	---------------------------	------------------------------------	---------------	-------	---------------------------------------	-----------------	-------

T  
N  
S  
-TC

C

308-STATE AUDITOR-Commodity Purchasing Unadjusted Goal is 12.8%

FUND TYPE	TOTAL EXPENDITURES	TOTAL SPENT WITH NON-HUBS	TOTAL SPENT WITH **ADJ. HUBS 11.5%	TOTAL SPENT WITH *OTHER HUBS 1.3%	BLACK	**ADJUSTED HUB GOAL 12.8% HISPANIC	WOMAN	*OTHER HUB GOAL 1.1% ASIAN PACIFIC	NATIVE AMERICAN
-----------	--------------------	---------------------------	------------------------------------	-----------------------------------	-------	---------------------------------------	-------	---------------------------------------	-----------------

T  
N  
S  
-TC

C

DB = DEBIT (NEGATIVE AMOUNT) \* = OTHER HUBS \*\* = ADJUSTED HUBS \*\*\* = DOLLARS REPORTED BUT NOT SHOWN IN THESE COLUMNS. SEE COVER LETTER PARA. 4  
T-TREASURY, N-NON-TREASURY, S-SUBCONTRACTOR FUNDS & PROCUREMENT CARD HUB PURCHASES, TC-TERM CONTRACT, C-CONSOLIDATED. SEE PAGE 4 OF HUB REPORT FOR FUND TYPE DESCRIPTION.

311-Fiscal Reporting - Treasury-Heavy Construction Unadjusted Goal is 11.9%

FUND TYPE	TOTAL EXPENDITURES	TOTAL SPENT WITH NON-HUBS AMOUNT/%	TOTAL SPENT WITH **ADJ. HUBS 6.6% AMOUNT/%	TOTAL SPENT WITH *OTHER HUBS 5.3% AMOUNT/%	ASIAN PACIFIC AMOUNT/%	BLACK AMOUNT/%	HISPANIC AMOUNT/%	NATIVE AMERICAN AMOUNT/%	*OTHER HUB GOAL 5.3% WOMAN AMOUNT/%
T									
N									
S									
TC									
C									

311-Fiscal Reporting - Treasury-Building Construction Unadjusted Goal is 26.1%

FUND TYPE	TOTAL EXPENDITURES	TOTAL SPENT WITH NON-HUBS	TOTAL SPENT WITH **ADJ. HUBS 25.1%	TOTAL SPENT WITH *OTHER HUBS 1.0%	BLACK	HISPANIC	WOMAN	ASIAN PACIFIC	NATIVE AMERICAN
T									
N									
S									
TC									
C									

311-Fiscal Reporting - Treasury-Special Trade Unadjusted Goal is 57.2%

FUND TYPE	TOTAL EXPENDITURES	TOTAL SPENT WITH NON-HUBS	TOTAL SPENT WITH **ADJ. HUBS 47.0%	TOTAL SPENT WITH *OTHER HUBS 10.2%	BLACK	HISPANIC	ASIAN PACIFIC	NATIVE AMERICAN	WOMAN
T									
N									
S									
TC									
C									

311-Fiscal Reporting - Treasury-Professional Services Unadjusted Goal is 20.0%

FUND TYPE	TOTAL EXPENDITURES	TOTAL SPENT WITH NON-HUBS	TOTAL SPENT WITH **ADJ. HUBS 18.1%	TOTAL SPENT WITH *OTHER HUBS 1.9%	BLACK	HISPANIC	WOMAN	ASIAN PACIFIC	NATIVE AMERICAN
T	\$183,480	\$183,480/100 %							
N									
S									
TC									
C	\$183,480	\$183,480/100 %							

311-Fiscal Reporting - Treasury-Other Services Unadjusted Goal is 33.0%

FUND TYPE	TOTAL EXPENDITURES	TOTAL SPENT WITH NON-HUBS	TOTAL SPENT WITH **ADJ. HUBS 33.0%	ASIAN PACIFIC	BLACK	HISPANIC	NATIVE AMERICAN	WOMAN
T	\$9,047	\$9,047/100 %						
N								
S								
TC								
C	\$9,047	\$9,047/100 %						

311-Fiscal Reporting - Treasury-Commodity Purchasing Unadjusted Goal is 12.8%

FUND TYPE	TOTAL EXPENDITURES	TOTAL SPENT WITH NON-HUBS	TOTAL SPENT WITH **ADJ. HUBS 11.6%	TOTAL SPENT WITH *OTHER HUBS 1.2%	BLACK	HISPANIC	WOMAN	ASIAN PACIFIC	NATIVE AMERICAN
T									
N									
S									
TC									
C									

DB = DEBIT (NEGATIVE AMOUNT) \* = OTHER HUBS \*\* = ADJUSTED HUBS \*\*\* = DOLLARS REPORTED BUT NOT SHOWN IN THESE COLUMNS. SEE COVER LETTER PARA. 4  
T-TREASURY, N=NON-TREASURY, S-SUBCONTRACTOR FUNDS & PROCUREMENT CARD HUB PURCHASES, TC-TERM CONTRACT, C-CONSOLIDATED. SEE PAGE 4 OF HUB REPORT FOR FUND TYPE DESCRIPTION.

312-STATE SECURITIES BOARD-Heavy Construction Unadjusted Goal is 11.9%

FUND TYPE	TOTAL EXPENDITURES	TOTAL SPENT WITH NON-HUBS AMOUNT/%	TOTAL SPENT WITH **ADJ. HUBS 6.6% AMOUNT/%	TOTAL SPENT WITH *OTHER HUBS 5.3% AMOUNT/%	ASIAN PACIFIC AMOUNT/%	BLACK AMOUNT/%	HISPANIC AMOUNT/%	NATIVE AMERICAN AMOUNT/%	*OTHER HUB GOAL 5.3% WOMAN AMOUNT/%
-----------	--------------------	------------------------------------	--	--	------------------------	----------------	-------------------	--------------------------	-------------------------------------

T  
N  
S  
-TC

C

312-STATE SECURITIES BOARD-Building Construction Unadjusted Goal is 26.1%

FUND TYPE	TOTAL EXPENDITURES	TOTAL SPENT WITH NON-HUBS	TOTAL SPENT WITH **ADJ. HUBS 25.1%	TOTAL SPENT WITH *OTHER HUBS 1.0%	BLACK	HISPANIC	WOMAN	ASIAN PACIFIC	NATIVE AMERICAN
-----------	--------------------	---------------------------	------------------------------------	-----------------------------------	-------	----------	-------	---------------	-----------------

T  
N  
S  
-TC

C

312-STATE SECURITIES BOARD-Special Trade Unadjusted Goal is 57.2%

FUND TYPE	TOTAL EXPENDITURES	TOTAL SPENT WITH NON-HUBS	TOTAL SPENT WITH **ADJ. HUBS 47.0%	TOTAL SPENT WITH *OTHER HUBS 10.2%	BLACK	HISPANIC	ASIAN PACIFIC	NATIVE AMERICAN	WOMAN
-----------	--------------------	---------------------------	------------------------------------	------------------------------------	-------	----------	---------------	-----------------	-------

T  
N  
S  
-TC

C

312-STATE SECURITIES BOARD-Professional Services Unadjusted Goal is 20.0%

FUND TYPE	TOTAL EXPENDITURES	TOTAL SPENT WITH NON-HUBS	TOTAL SPENT WITH **ADJ. HUBS 18.1%	TOTAL SPENT WITH *OTHER HUBS 1.9%	BLACK	HISPANIC	WOMAN	ASIAN PACIFIC	NATIVE AMERICAN
-----------	--------------------	---------------------------	------------------------------------	-----------------------------------	-------	----------	-------	---------------	-----------------

T  
N  
S  
-TC

C

312-STATE SECURITIES BOARD-Other Services Unadjusted Goal is 33.0%

FUND TYPE	TOTAL EXPENDITURES	TOTAL SPENT WITH NON-HUBS	TOTAL SPENT WITH **ADJ. HUBS 33.0%	ASIAN PACIFIC	BLACK	HISPANIC	NATIVE AMERICAN	WOMAN
-----------	--------------------	---------------------------	------------------------------------	---------------	-------	----------	-----------------	-------

T  
N  
S  
-TC

C

312-STATE SECURITIES BOARD-Commodity Purchasing Unadjusted Goal is 12.6%

FUND TYPE	TOTAL EXPENDITURES	TOTAL SPENT WITH NON-HUBS	TOTAL SPENT WITH **ADJ. HUBS 11.5%	TOTAL SPENT WITH *OTHER HUBS 1.1%	BLACK	HISPANIC	WOMAN	ASIAN PACIFIC	NATIVE AMERICAN
-----------	--------------------	---------------------------	------------------------------------	-----------------------------------	-------	----------	-------	---------------	-----------------

T  
N  
S  
-TC

C

DB = DEBIT (NEGATIVE AMOUNT) \* = OTHER HUBS \*\* = ADJUSTED HUBS \*\*\* = DOLLARS REPORTED BUT NOT SHOWN IN THESE COLUMNS. SEE COVER LETTER PARA. 4  
T-TREASURY, N-NON-TREASURY, S-SUBCONTRACTOR FUNDS & PROCUREMENT CARD HUB PURCHASES, TC-TERM CONTRACT, C-CONSOLIDATED. SEE PAGE 4 OF HUB REPORT FOR FUND TYPE DESCRIPTION.

313-DEPARTMENT OF INFORMATION RESOURCES-Heavy Construction Unadjusted Goal is 11.8%

FUND TYPE	TOTAL EXPENDITURES	TOTAL SPENT WITH NON-HUBS AMOUNT/%	TOTAL SPENT WITH **ADJ. HUBS 6.1% AMOUNT/%	TOTAL SPENT WITH *OTHER HUBS 5.7% AMOUNT/%	ASIAN PACIFIC AMOUNT/%	BLACK AMOUNT/%	HISPANIC AMOUNT/%	NATIVE AMERICAN AMOUNT/%	*OTHER HUB GOAL 5.3% WOMAN AMOUNT/%
-----------	--------------------	------------------------------------	--	--	------------------------	----------------	-------------------	--------------------------	-------------------------------------

T  
N  
S  
-TC

C

313-DEPARTMENT OF INFORMATION RESOURCES-Building Construction Unadjusted Goal is 26.1%

FUND TYPE	TOTAL EXPENDITURES	TOTAL SPENT WITH NON-HUBS	TOTAL SPENT WITH **ADJ. HUBS 25.1%	TOTAL SPENT WITH *OTHER HUBS 1.0%	BLACK	HISPANIC	WOMAN	ASIAN PACIFIC	NATIVE AMERICAN
-----------	--------------------	---------------------------	------------------------------------	-----------------------------------	-------	----------	-------	---------------	-----------------

T  
N  
S  
-TC

C

313-DEPARTMENT OF INFORMATION RESOURCES-Special Trade Unadjusted Goal is 57.2%

FUND TYPE	TOTAL EXPENDITURES	TOTAL SPENT WITH NON-HUBS	TOTAL SPENT WITH **ADJ. HUBS 47.0%	TOTAL SPENT WITH *OTHER HUBS 10.2%	BLACK	HISPANIC	ASIAN PACIFIC	NATIVE AMERICAN	WOMAN
-----------	--------------------	---------------------------	------------------------------------	------------------------------------	-------	----------	---------------	-----------------	-------

T  
N  
S  
-TC

C

313-DEPARTMENT OF INFORMATION RESOURCES-Professional Services Unadjusted Goal is 20.0%

FUND TYPE	TOTAL EXPENDITURES	TOTAL SPENT WITH NON-HUBS	TOTAL SPENT WITH **ADJ. HUBS 18.1%	TOTAL SPENT WITH *OTHER HUBS 1.9%	BLACK	HISPANIC	WOMAN	ASIAN PACIFIC	NATIVE AMERICAN
-----------	--------------------	---------------------------	------------------------------------	-----------------------------------	-------	----------	-------	---------------	-----------------

T  
N  
S  
-TC

C

313-DEPARTMENT OF INFORMATION RESOURCES-Other Services Unadjusted Goal is 33.0%

FUND TYPE	TOTAL EXPENDITURES	TOTAL SPENT WITH NON-HUBS	TOTAL SPENT WITH **ADJ. HUBS 33.0%	ASIAN PACIFIC	BLACK	HISPANIC	NATIVE AMERICAN	WOMAN
-----------	--------------------	---------------------------	------------------------------------	---------------	-------	----------	-----------------	-------

T  
N  
S  
-TC

C

313-DEPARTMENT OF INFORMATION RESOURCES-Commodity Purchasing Unadjusted Goal is 12.6%

FUND TYPE	TOTAL EXPENDITURES	TOTAL SPENT WITH NON-HUBS	TOTAL SPENT WITH **ADJ. HUBS 11.5%	TOTAL SPENT WITH *OTHER HUBS 1.1%	BLACK	HISPANIC	WOMAN	ASIAN PACIFIC	NATIVE AMERICAN
-----------	--------------------	---------------------------	------------------------------------	-----------------------------------	-------	----------	-------	---------------	-----------------

T  
N  
S  
-TC

C

DB = DEBIT (NEGATIVE AMOUNT) \* = OTHER HUBS \*\* = ADJUSTED HUBS \*\*\* = DOLLARS REPORTED BUT NOT SHOWN IN THESE COLUMNS. SEE COVER LETTER PARA. 4  
T-TREASURY, N=NON-TREASURY, S-SUBCONTRACTOR FUNDS & PROCUREMENT CARD HUB PURCHASES, TC-TERM CONTRACT, C-CONSOLIDATED. SEE PAGE 4 OF HUB REPORT FOR FUND TYPE DESCRIPTION.

315-Texas Tomorrow Fund-Heavy Construction Unadjusted Goal is 11.8%

FUND TYPE	TOTAL EXPENDITURES	TOTAL SPENT WITH NON-HUBS AMOUNT/%	TOTAL SPENT WITH **ADJ. HUBS 8.8%	TOTAL SPENT WITH *OTHER HUBS 5.3%	ASIAN PACIFIC AMOUNT/%	**ADJUSTED HUB GOAL 8.8% BLACK AMOUNT/%	HISPANIC AMOUNT/%	NATIVE AMERICAN AMOUNT/%	*OTHER HUB GOAL 5.3% WOMAN AMOUNT/%
-----------	--------------------	------------------------------------	-----------------------------------	-----------------------------------	------------------------	--	-------------------	--------------------------	--

T  
N  
S  
-TC  
C

315-Texas Tomorrow Fund-Building Construction Unadjusted Goal is 26.1%

FUND TYPE	TOTAL EXPENDITURES	TOTAL SPENT WITH NON-HUBS	TOTAL SPENT WITH **ADJ. HUBS 25.1%	TOTAL SPENT WITH *OTHER HUBS 1.0%	BLACK	**ADJUSTED HUB GOAL 26.1% HISPANIC	WOMAN	*OTHER HUB GOAL 1.0% ASIAN PACIFIC	NATIVE AMERICAN
-----------	--------------------	---------------------------	------------------------------------	-----------------------------------	-------	---------------------------------------	-------	---------------------------------------	-----------------

T  
N  
S  
-TC  
C

315-Texas Tomorrow Fund-Special Trade Unadjusted Goal is 57.2%

FUND TYPE	TOTAL EXPENDITURES	TOTAL SPENT WITH NON-HUBS	TOTAL SPENT WITH **ADJ. HUBS 47.0%	TOTAL SPENT WITH *OTHER HUBS 10.2%	BLACK	**ADJUSTED HUB GOAL 47.0% HISPANIC	ASIAN PACIFIC	*OTHER HUB GOAL 10.2% NATIVE AMERICAN	WOMAN
-----------	--------------------	---------------------------	------------------------------------	------------------------------------	-------	---------------------------------------	---------------	--	-------

T  
N  
S  
-TC  
C

315-Texas Tomorrow Fund-Professional Services Unadjusted Goal is 20.0%

FUND TYPE	TOTAL EXPENDITURES	TOTAL SPENT WITH NON-HUBS	TOTAL SPENT WITH **ADJ. HUBS 18.1%	TOTAL SPENT WITH *OTHER HUBS 1.9%	BLACK	**ADJUSTED HUB GOAL 20.0% HISPANIC	WOMAN	*OTHER HUB GOAL 1.9% ASIAN PACIFIC	NATIVE AMERICAN
-----------	--------------------	---------------------------	------------------------------------	-----------------------------------	-------	---------------------------------------	-------	---------------------------------------	-----------------

T  
N  
S  
-TC  
C

315-Texas Tomorrow Fund-Other Services Unadjusted Goal is 33.0%

FUND TYPE	TOTAL EXPENDITURES	TOTAL SPENT WITH NON-HUBS	TOTAL SPENT WITH **ADJ. HUBS 33.0%	ASIAN PACIFIC	BLACK	**ADJUSTED HUB GOAL 33.0% HISPANIC	NATIVE AMERICAN	WOMAN
-----------	--------------------	---------------------------	------------------------------------	---------------	-------	---------------------------------------	-----------------	-------

T  
N  
S  
-TC  
C

315-Texas Tomorrow Fund-Commodity Purchasing Unadjusted Goal is 12.8%

FUND TYPE	TOTAL EXPENDITURES	TOTAL SPENT WITH NON-HUBS	TOTAL SPENT WITH **ADJ. HUBS 11.3%	TOTAL SPENT WITH *OTHER HUBS 1.5%	BLACK	**ADJUSTED HUB GOAL 12.8% HISPANIC	WOMAN	*OTHER HUB GOAL 1.5% ASIAN PACIFIC	NATIVE AMERICAN
-----------	--------------------	---------------------------	------------------------------------	-----------------------------------	-------	---------------------------------------	-------	---------------------------------------	-----------------

T  
N  
S  
-TC  
C

DB = DEBIT (NEGATIVE AMOUNT) \* = OTHER HUBS \*\* = ADJUSTED HUBS \*\*\* = DOLLARS REPORTED BUT NOT SHOWN IN THESE COLUMNS. SEE COVER LETTER PARA. 4  
T-TREASURY, N=NON-TREASURY, S=SUBCONTRACTOR FUNDS & PROCUREMENT CARD HUB PURCHASES, TC=TERM CONTRACT, C=CONSOLIDATED. SEE PAGE 4 OF HUB REPORT FOR FUND TYPE DESCRIPTION.

317-General Land Office - Fiscal-Heavy Construction Unadjusted Goal is 11.9%

FUND TYPE	TOTAL EXPENDITURES	TOTAL SPENT WITH NON-HUBS AMOUNT/%	TOTAL SPENT WITH **ADJ. HUBS 6.6%	TOTAL SPENT WITH *OTHER HUBS 5.3%	ASIAN PACIFIC AMOUNT/%	BLACK AMOUNT/%	HISPANIC AMOUNT/%	NATIVE AMERICAN AMOUNT/%	*OTHER HUB GOAL 5.3% WOMAN AMOUNT/%
-----------	--------------------	------------------------------------	-----------------------------------	-----------------------------------	------------------------	----------------	-------------------	--------------------------	-------------------------------------

T  
N  
S  
-TC  
C

317-General Land Office - Fiscal-Building Construction Unadjusted Goal is 28.1%

FUND TYPE	TOTAL EXPENDITURES	TOTAL SPENT WITH NON-HUBS	TOTAL SPENT WITH **ADJ. HUBS 25.1%	TOTAL SPENT WITH *OTHER HUBS 1.0%	BLACK	HISPANIC	WOMAN	ASIAN PACIFIC	NATIVE AMERICAN
-----------	--------------------	---------------------------	------------------------------------	-----------------------------------	-------	----------	-------	---------------	-----------------

T  
N  
S  
-TC  
C

317-General Land Office - Fiscal-Special Trade Unadjusted Goal is 37.2%

FUND TYPE	TOTAL EXPENDITURES	TOTAL SPENT WITH NON-HUBS	TOTAL SPENT WITH **ADJ. HUBS 37.0%	TOTAL SPENT WITH *OTHER HUBS 10.2%	BLACK	HISPANIC	ASIAN PACIFIC	NATIVE AMERICAN	WOMAN
-----------	--------------------	---------------------------	------------------------------------	------------------------------------	-------	----------	---------------	-----------------	-------

T  
N  
S  
-TC  
C

317-General Land Office - Fiscal-Professional Services Unadjusted Goal is 20.0%

FUND TYPE	TOTAL EXPENDITURES	TOTAL SPENT WITH NON-HUBS	TOTAL SPENT WITH **ADJ. HUBS 18.1%	TOTAL SPENT WITH *OTHER HUBS 1.9%	BLACK	HISPANIC	WOMAN	ASIAN PACIFIC	NATIVE AMERICAN
-----------	--------------------	---------------------------	------------------------------------	-----------------------------------	-------	----------	-------	---------------	-----------------

T  
N  
S  
-TC  
C

317-General Land Office - Fiscal-Other Services Unadjusted Goal is 33.0%

FUND TYPE	TOTAL EXPENDITURES	TOTAL SPENT WITH NON-HUBS	TOTAL SPENT WITH **ADJ. HUBS 33.0%	ASIAN PACIFIC	BLACK	HISPANIC	NATIVE AMERICAN	WOMAN
-----------	--------------------	---------------------------	------------------------------------	---------------	-------	----------	-----------------	-------

T  
N  
S  
-TC  
C

317-General Land Office - Fiscal-Commodity Purchasing Unadjusted Goal is 12.5%

FUND TYPE	TOTAL EXPENDITURES	TOTAL SPENT WITH NON-HUBS	TOTAL SPENT WITH **ADJ. HUBS 11.5%	TOTAL SPENT WITH *OTHER HUBS 1.1%	BLACK	HISPANIC	WOMAN	ASIAN PACIFIC	NATIVE AMERICAN
-----------	--------------------	---------------------------	------------------------------------	-----------------------------------	-------	----------	-------	---------------	-----------------

T  
N  
S  
-TC  
C

318-TEXAS COMMISSION FOR THE BLIND-Heavy Construction Unadjusted Goal is 11.8%

FUND TYPE	TOTAL EXPENDITURES	TOTAL SPENT WITH NON-HUBS AMOUNT/%	TOTAL SPENT WITH **ADJ. HUBS 8.5%	TOTAL SPENT WITH *OTHER HUBS 5.3%	ASIAN PACIFIC AMOUNT/%	BLACK AMOUNT/%	HISPANIC AMOUNT/%	NATIVE AMERICAN AMOUNT/%	*OTHER HUB GOAL 5.3% WOMAN AMOUNT/%
-----------	--------------------	------------------------------------	-----------------------------------	-----------------------------------	------------------------	----------------	-------------------	--------------------------	-------------------------------------

T  
N  
S  
-TC

C

318-TEXAS COMMISSION FOR THE BLIND-Building Construction Unadjusted Goal is 26.1%

FUND TYPE	TOTAL EXPENDITURES	TOTAL SPENT WITH NON-HUBS	TOTAL SPENT WITH **ADJ. HUBS 25.1%	TOTAL SPENT WITH *OTHER HUBS 1.0%	BLACK	HISPANIC	WDMAN	ASIAN PACIFIC	NATIVE AMERICAN
-----------	--------------------	---------------------------	------------------------------------	-----------------------------------	-------	----------	-------	---------------	-----------------

T  
N  
S  
-TC

C

318-TEXAS COMMISSION FOR THE BLIND-Special Trade Unadjusted Goal is 57.2%

FUND TYPE	TOTAL EXPENDITURES	TOTAL SPENT WITH NON-HUBS	TOTAL SPENT WITH **ADJ. HUBS 47.0%	TOTAL SPENT WITH *OTHER HUBS 10.2%	BLACK	HISPANIC	ASIAN PACIFIC	NATIVE AMERICAN	WOMAN
-----------	--------------------	---------------------------	------------------------------------	------------------------------------	-------	----------	---------------	-----------------	-------

T  
N  
S  
-TC

C

318-TEXAS COMMISSION FOR THE BLIND-Professional Services Unadjusted Goal is 20.0%

FUND TYPE	TOTAL EXPENDITURES	TOTAL SPENT WITH NON-HUBS	TOTAL SPENT WITH **ADJ. HUBS 18.1%	TOTAL SPENT WITH *OTHER HUBS 1.9%	BLACK	HISPANIC	WOMAN	ASIAN PACIFIC	NATIVE AMERICAN
-----------	--------------------	---------------------------	------------------------------------	-----------------------------------	-------	----------	-------	---------------	-----------------

T  
N  
S  
-TC

C

318-TEXAS COMMISSION FOR THE BLIND-Other Services Unadjusted Goal is 33.0%

FUND TYPE	TOTAL EXPENDITURES	TOTAL SPENT WITH NON-HUBS	TOTAL SPENT WITH **ADJ. HUBS 33.0%	ASIAN PACIFIC	BLACK	HISPANIC	NATIVE AMERICAN	WOMAN
-----------	--------------------	---------------------------	------------------------------------	---------------	-------	----------	-----------------	-------

T  
N  
S  
-TC

C

318-TEXAS COMMISSION FOR THE BLIND-Commodity Purchasing Unadjusted Goal is 12.8%

FUND TYPE	TOTAL EXPENDITURES	TOTAL SPENT WITH NON-HUBS	TOTAL SPENT WITH **ADJ. HUBS 11.5%	TOTAL SPENT WITH *OTHER HUBS 1.1%	BLACK	HISPANIC	WOMAN	ASIAN PACIFIC	NATIVE AMERICAN
-----------	--------------------	---------------------------	------------------------------------	-----------------------------------	-------	----------	-------	---------------	-----------------

T  
N  
S  
-TC

C

DB = DEBIT (NEGATIVE AMOUNT) \* = OTHER HUBS \*\* = ADJUSTED HUBS \*\*\* = DOLLARS REPORTED BUT NOT SHOWN IN THESE COLUMNS. SEE COVER LETTER PARA. 4  
T-TREASURY, N=NON-TREASURY, S-SUBCONTRACTOR FUNDS & PROCUREMENT CARD HUB PURCHASES, TC-TERM CONTRACT, C=CONSOLIDATED. SEE PAGE 4 OF HUB REPORT FOR FUND TYPE DESCRIPTION.

320-TEXAS WORKFORCE COMMISSION-Heavy Construction Unadjusted Goal is 11.9%

FUND TYPE	TOTAL EXPENDITURES	TOTAL SPENT WITH NON-HUBS AMOUNT/%	TOTAL SPENT WITH **ADJ. HUBS 6.8% AMOUNT/%	TOTAL SPENT WITH *OTHER HUBS 5.3% AMOUNT/%	ASIAN PACIFIC AMOUNT/%	BLACK AMOUNT/%	HISPANIC AMOUNT/%	NATIVE AMERICAN AMOUNT/%	*OTHER HUB GOAL 5.3% WOMAN AMOUNT/%
T									
N									
S									
-TC									
C									

320-TEXAS WORKFORCE COMMISSION-Building Construction Unadjusted Goal is 26.1%

FUND TYPE	TOTAL EXPENDITURES	TOTAL SPENT WITH NON-HUBS	TOTAL SPENT WITH **ADJ. HUBS 25.1%	TOTAL SPENT WITH *OTHER HUBS 1.0%	BLACK	HISPANIC	WOMAN	ASIAN PACIFIC	NATIVE AMERICAN
T									
N									
S									
-TC									
C									

320-TEXAS WORKFORCE COMMISSION-Special Trade Unadjusted Goal is 57.2%

FUND TYPE	TOTAL EXPENDITURES	TOTAL SPENT WITH NON-HUBS	TOTAL SPENT WITH **ADJ. HUBS 47.0%	TOTAL SPENT WITH *OTHER HUBS 10.2%	BLACK	HISPANIC	WOMAN	ASIAN PACIFIC	NATIVE AMERICAN	WOMAN
T	\$2,326,607	\$1,597,733/68.6%	\$572,697/24.6%	\$156,176/6.71%	\$10,374/.446%	\$562,323/24.1%		\$29,983/1.28%	\$126,192/5.42%	
N	***	***	\$2,086/.158%	\$7,846/.608%		\$2,086/.168%			\$7,846/.608%	
-TC	\$102,663	\$2,745/2.67%	\$99,917/97.3%			\$99,917/97.3%				
C	\$2,223,944	\$1,584,987/71.7%	\$474,869/21.3%	\$164,124/7.37%	\$10,374/.466%	\$464,482/20.8%		\$29,983/1.34%	\$134,140/6.03%	

320-TEXAS WORKFORCE COMMISSION-Professional Services Unadjusted Goal is 20.0%

FUND TYPE	TOTAL EXPENDITURES	TOTAL SPENT WITH NON-HUBS	TOTAL SPENT WITH **ADJ. HUBS 18.1%	TOTAL SPENT WITH *OTHER HUBS 1.9%	BLACK	HISPANIC	WOMAN	ASIAN PACIFIC	NATIVE AMERICAN
T	\$342,435	\$237,669/69.4%	\$103,765/30.3%	\$1,000/.292%		\$103,765/30.3%			\$1,000/.292%
N									
-TC									
C	\$342,435	\$237,669/69.4%	\$103,765/30.3%	\$1,000/.292%		\$103,765/30.3%			\$1,000/.292%

320-TEXAS WORKFORCE COMMISSION-Other Services Unadjusted Goal is 33.0%

FUND TYPE	TOTAL EXPENDITURES	TOTAL SPENT WITH NON-HUBS	TOTAL SPENT WITH **ADJ. HUBS 33.0%	ASIAN PACIFIC	BLACK	HISPANIC	NATIVE AMERICAN	WOMAN
T	\$18,202,330	\$16,018,648/87.9%	\$2,185,680/12.0%	\$588,710/3.28%	\$288,806/1.58%	\$383,166/1.94%	\$20,690/.113%	\$924,507/5.07%
N								
S	***	***	\$1,827,217/29.3%			\$741,478/13.3%		\$885,736/16.9%
-TC	\$428,623	\$419,318/97.6%	\$10,204/2.37%			\$3/.000%		\$10,201/2.37%
C	\$17,772,606	\$15,597,229/87.7%	\$2,185,680/12.3%	\$588,710/3.36%	\$288,806/1.62%	\$1,084,641/4.15%	\$20,690/.116%	\$1,800,044/10.1%

320-TEXAS WORKFORCE COMMISSION-Commodity Purchasing Unadjusted Goal is 12.8%

FUND TYPE	TOTAL EXPENDITURES	TOTAL SPENT WITH NON-HUBS	TOTAL SPENT WITH **ADJ. HUBS 11.5%	TOTAL SPENT WITH *OTHER HUBS 1.1%	BLACK	HISPANIC	WOMAN	ASIAN PACIFIC	NATIVE AMERICAN
T	\$19,018,723	\$13,325,432/70.0%	\$4,988,481/26.2%	\$704,109/3.70%	\$41,258/.218%	\$676,637/3.55%	\$4,271,584/22.4%	\$702,762/3.68%	\$1,346/.007%
N									
S									
-TC	\$3,055,389	\$2,920,908/95.5%	\$130,373/4.28%	\$4,107/.134%	\$480/.015%	\$61,607/2.01%	\$68,285/2.23%	\$3,027/.099%	\$1,078/.035%
C	\$15,963,334	\$10,404,224/65.1%	\$4,658,107/30.4%	\$700,002/4.38%	\$40,778/.255%	\$615,029/3.65%	\$4,203,299/26.3%	\$699,734/4.38%	\$267/.001%

DB = DEBIT (NEGATIVE AMOUNT) \* = OTHER HUBS \*\* = ADJUSTED HUBS \*\*\* = DOLLARS REPORTED BUT NOT SHOWN IN THESE COLUMNS. SEE COVER LETTER PARA. 4  
T=TREASURY, N=NON-TREASURY, S=SUBCONTRACTOR FUNDS & PROCUREMENT CARD HUB PURCHASES, TC=TERM CONTRACT, C=CONSOLIDATED. SEE PAGE 4 OF HUB REPORT FOR FUND TYPE DESCRIPTION.



323-TEACHER RETIREMENT SYSTEM-Heavy Construction Unadjusted Goal is 11.9%

FUND TYPE	TOTAL EXPENDITURES	TOTAL SPENT WITH NON-HUBS AMOUNT/%	TOTAL SPENT WITH **ADJ. HUBS 6.4%	TOTAL SPENT WITH *OTHER HUBS 5.3%	ASIAN PACIFIC AMOUNT/%	BLACK AMOUNT/%	HISPANIC AMOUNT/%	NATIVE AMERICAN AMOUNT/%	*OTHER HUB GOAL 5.3% WOMAN AMOUNT/%
-----------	--------------------	------------------------------------	-----------------------------------	-----------------------------------	------------------------	----------------	-------------------	--------------------------	-------------------------------------

T  
N  
S  
-TC

C

323-TEACHER RETIREMENT SYSTEM-Building Construction Unadjusted Goal is 26.1%

FUND TYPE	TOTAL EXPENDITURES	TOTAL SPENT WITH NON-HUBS	TOTAL SPENT WITH **ADJ. HUBS 25.1%	TOTAL SPENT WITH *OTHER HUBS 1.0%	BLACK	HISPANIC	WOMAN	ASIAN PACIFIC	NATIVE AMERICAN
-----------	--------------------	---------------------------	------------------------------------	-----------------------------------	-------	----------	-------	---------------	-----------------

T  
N  
S  
-TC

C

323-TEACHER RETIREMENT SYSTEM-Special Trade Unadjusted Goal is 57.2%

FUND TYPE	TOTAL EXPENDITURES	TOTAL SPENT WITH NON-HUBS	TOTAL SPENT WITH **ADJ. HUBS 57.0%	TOTAL SPENT WITH *OTHER HUBS 10.2%	BLACK	HISPANIC	ASIAN PACIFIC	NATIVE AMERICAN	WOMAN
-----------	--------------------	---------------------------	------------------------------------	------------------------------------	-------	----------	---------------	-----------------	-------

T  
N  
S  
-TC

C

323-TEACHER RETIREMENT SYSTEM-Professional Services Unadjusted Goal is 20.0%

FUND TYPE	TOTAL EXPENDITURES	TOTAL SPENT WITH NON-HUBS	TOTAL SPENT WITH **ADJ. HUBS 18.1%	TOTAL SPENT WITH *OTHER HUBS 1.9%	BLACK	HISPANIC	WOMAN	ASIAN PACIFIC	NATIVE AMERICAN
-----------	--------------------	---------------------------	------------------------------------	-----------------------------------	-------	----------	-------	---------------	-----------------

T  
N  
S  
-TC

C

323-TEACHER RETIREMENT SYSTEM-Other Services Unadjusted Goal is 33.0%

FUND TYPE	TOTAL EXPENDITURES	TOTAL SPENT WITH NON-HUBS	TOTAL SPENT WITH **ADJ. HUBS 33.0%	ASIAN PACIFIC	BLACK	HISPANIC	NATIVE AMERICAN	WOMAN
-----------	--------------------	---------------------------	------------------------------------	---------------	-------	----------	-----------------	-------

T  
N  
S  
-TC

C

323-TEACHER RETIREMENT SYSTEM-Commodity Purchasing Unadjusted Goal is 12.6%

FUND TYPE	TOTAL EXPENDITURES	TOTAL SPENT WITH NON-HUBS	TOTAL SPENT WITH **ADJ. HUBS 11.5%	TOTAL SPENT WITH *OTHER HUBS 1.1%	BLACK	HISPANIC	WOMAN	ASIAN PACIFIC	NATIVE AMERICAN
-----------	--------------------	---------------------------	------------------------------------	-----------------------------------	-------	----------	-------	---------------	-----------------

T  
N  
S  
-TC

C

DB = DEBIT (NEGATIVE AMOUNT) \* = OTHER HUBS \*\* = ADJUSTED HUBS \*\*\* = DOLLARS REPEATED BUT NOT SHOWN IN THESE COLUMNS. SEE COVER LETTER PARA. 4  
T-TREASURY, N-NON-TREASURY, S-SUBCONTRACTOR FUNDS & PROCUREMENT CARD HUB PURCHASES, TC-TERM CONTRACT, C-CONSOLIDATED. SEE PAGE 4 OF HUB REPORT FOR FUND TYPE DESCRIPTION.

324-DEPARTMENT OF HUMAN SERVICES-Heavy Construction Unadjusted Goal is 11.9%

FUND TYPE	TOTAL EXPENDITURES	TOTAL SPENT WITH NON-HUBS AMOUNT/%	TOTAL SPENT WITH **ADJ. HUBS 5.0% AMOUNT/%	TOTAL SPENT WITH *OTHER HUBS 3.3% AMOUNT/%	ASIAN PACIFIC AMOUNT/%	BLACK AMOUNT/%	HISPANIC AMOUNT/%	NATIVE AMERICAN AMOUNT/%	*OTHER HUB GOAL 5.3% WOMAN AMOUNT/%
-----------	--------------------	------------------------------------	--	--	------------------------	----------------	-------------------	--------------------------	-------------------------------------

T  
N  
S  
-TC

C

324-DEPARTMENT OF HUMAN SERVICES-Building Construction Unadjusted Goal is 25.1%

FUND TYPE	TOTAL EXPENDITURES	TOTAL SPENT WITH NON-HUBS	TOTAL SPENT WITH **ADJ. HUBS 25.1%	TOTAL SPENT WITH *OTHER HUBS 1.0%	BLACK	HISPANIC	WOMAN	ASIAN PACIFIC	NATIVE AMERICAN
-----------	--------------------	---------------------------	------------------------------------	-----------------------------------	-------	----------	-------	---------------	-----------------

T  
N  
S  
-TC

C

324-DEPARTMENT OF HUMAN SERVICES-Special Trade Unadjusted Goal is 57.2%

FUND TYPE	TOTAL EXPENDITURES	TOTAL SPENT WITH NON-HUBS	TOTAL SPENT WITH **ADJ. HUBS 47.0%	TOTAL SPENT WITH *OTHER HUBS 10.2%	BLACK	HISPANIC	ASIAN PACIFIC	NATIVE AMERICAN	WOMAN
-----------	--------------------	---------------------------	------------------------------------	------------------------------------	-------	----------	---------------	-----------------	-------

T  
N  
S  
-TC

C

324-DEPARTMENT OF HUMAN SERVICES-Professional Services Unadjusted Goal is 20.0%

FUND TYPE	TOTAL EXPENDITURES	TOTAL SPENT WITH NON-HUBS	TOTAL SPENT WITH **ADJ. HUBS 15.1%	TOTAL SPENT WITH *OTHER HUBS 1.8%	BLACK	HISPANIC	WOMAN	ASIAN PACIFIC	NATIVE AMERICAN
-----------	--------------------	---------------------------	------------------------------------	-----------------------------------	-------	----------	-------	---------------	-----------------

T  
N  
S  
-TC

C

324-DEPARTMENT OF HUMAN SERVICES-Other Services Unadjusted Goal is 33.0%

FUND TYPE	TOTAL EXPENDITURES	TOTAL SPENT WITH NON-HUBS	TOTAL SPENT WITH **ADJ. HUBS 13.0%	ASIAN PACIFIC	BLACK	HISPANIC	NATIVE AMERICAN	WOMAN
-----------	--------------------	---------------------------	------------------------------------	---------------	-------	----------	-----------------	-------

T  
N  
S  
-TC

C

324-DEPARTMENT OF HUMAN SERVICES-Commodity Purchasing Unadjusted Goal is 12.5%

FUND TYPE	TOTAL EXPENDITURES	TOTAL SPENT WITH NON-HUBS	TOTAL SPENT WITH **ADJ. HUBS 11.5%	TOTAL SPENT WITH *OTHER HUBS 1.1%	BLACK	HISPANIC	WOMAN	ASIAN PACIFIC	NATIVE AMERICAN
-----------	--------------------	---------------------------	------------------------------------	-----------------------------------	-------	----------	-------	---------------	-----------------

T  
N  
S  
-TC

C

DB = DEBIT (NEGATIVE AMOUNT) \* = OTHER HUBS \*\* = ADJUSTED HUBS \*\*\* = DOLLARS REPORTED BUT NOT SHOWN IN THESE COLUMNS. SEE COVER LETTER PARA. 4  
T-TREASURY, N=NON-TREASURY, S-SUBCONTRACTOR FUNDS & PROCUREMENT CARD HUB PURCHASES, TC-TERM CONTRACT, C=CONSOLIDATED. SEE PAGE 4 OF HUB REPORT FOR FUND TYPE DESCRIPTION.

325-FIREMEN'S PENSION COMMISSION-Heavy Construction Unadjusted Goal is 11.8%

FUND TYPE	TOTAL EXPENDITURES	TOTAL SPENT WITH NON-HUBS AMOUNT/%	TOTAL SPENT WITH **ADJ. HUBS 1.5% AMOUNT/%	TOTAL SPENT WITH *OTHER HUBS 5.3% AMOUNT/%	ASIAN PACIFIC AMOUNT/%	**ADJUSTED HUB GOAL 6.6% BLACK AMOUNT/%	HISPANIC AMOUNT/%	NATIVE AMERICAN AMOUNT/%	*OTHER HUB GOAL 5.3% WOMAN AMOUNT/%
-----------	--------------------	------------------------------------	--	--	------------------------	--	-------------------	--------------------------	--

T  
N  
S  
-TC

C

325-FIREMEN'S PENSION COMMISSION-Building Construction Unadjusted Goal is 28.1%

FUND TYPE	TOTAL EXPENDITURES	TOTAL SPENT WITH NON-HUBS	TOTAL SPENT WITH **ADJ. HUBS 25.1%	TOTAL SPENT WITH *OTHER HUBS 1.0%	BLACK	**ADJUSTED HUB GOAL 26.1% HISPANIC	WOMAN	*OTHER HUB GOAL 1.0% ASIAN PACIFIC	NATIVE AMERICAN
-----------	--------------------	---------------------------	------------------------------------	-----------------------------------	-------	---------------------------------------	-------	---------------------------------------	-----------------

T  
N  
S  
-TC

C

325-FIREMEN'S PENSION COMMISSION-Special Trade Unadjusted Goal is 57.2%

FUND TYPE	TOTAL EXPENDITURES	TOTAL SPENT WITH NON-HUBS	TOTAL SPENT WITH **ADJ. HUBS 47.0%	TOTAL SPENT WITH *OTHER HUBS 10.2%	BLACK	**ADJUSTED HUB GOAL 47.0% HISPANIC	ASIAN PACIFIC	*OTHER HUB GOAL 10.2% NATIVE AMERICAN	WOMAN
-----------	--------------------	---------------------------	------------------------------------	------------------------------------	-------	---------------------------------------	---------------	--	-------

T  
N  
S  
-TC

C

325-FIREMEN'S PENSION COMMISSION-Professional Services Unadjusted Goal is 20.0%

FUND TYPE	TOTAL EXPENDITURES	TOTAL SPENT WITH NON-HUBS	TOTAL SPENT WITH **ADJ. HUBS 18.1%	TOTAL SPENT WITH *OTHER HUBS 1.9%	BLACK	**ADJUSTED HUB GOAL 18.1% HISPANIC	WOMAN	*OTHER HUB GOAL 1.9% ASIAN PACIFIC	NATIVE AMERICAN
-----------	--------------------	---------------------------	------------------------------------	-----------------------------------	-------	---------------------------------------	-------	---------------------------------------	-----------------

T  
N  
S  
-TC

C

325-FIREMEN'S PENSION COMMISSION-Other Services Unadjusted Goal is 33.0%

FUND TYPE	TOTAL EXPENDITURES	TOTAL SPENT WITH NON-HUBS	TOTAL SPENT WITH **ADJ. HUBS 33.0%	ASIAN PACIFIC	**ADJUSTED HUB GOAL 33.0% BLACK	HISPANIC	NATIVE AMERICAN	WOMAN
-----------	--------------------	---------------------------	------------------------------------	---------------	------------------------------------	----------	-----------------	-------

T  
N  
S  
-TC

C

325-FIREMEN'S PENSION COMMISSION-Commodity Purchasing Unadjusted Goal is 12.0%

FUND TYPE	TOTAL EXPENDITURES	TOTAL SPENT WITH NON-HUBS	TOTAL SPENT WITH **ADJ. HUBS 11.5%	TOTAL SPENT WITH *OTHER HUBS 1.1%	BLACK	**ADJUSTED HUB GOAL 11.5% HISPANIC	WOMAN	*OTHER HUB GOAL 1.1% ASIAN PACIFIC	NATIVE AMERICAN
-----------	--------------------	---------------------------	------------------------------------	-----------------------------------	-------	---------------------------------------	-------	---------------------------------------	-----------------

T  
N  
S  
-TC

C

DB = DEBIT (NEGATIVE AMOUNT) \* = OTHER HUBS \*\* = ADJUSTED HUBS \*\*\* = DOLLARS REPORTED BUT NOT SHOWN IN THESE COLUMNS. SEE COVER LETTER PARA. 4  
T=TREASURY, N=NON-TREASURY, S=SUBCONTRACTOR FUNDS & PROCUREMENT CARD HUB PURCHASES, TC=TERM CONTRACT, C=CONSOLIDATED. SEE PAGE 4 OF HUB REPORT FOR FUND TYPE DESCRIPTION.

327-EMPLOYEES RETIREMENT SYSTEM-Heavy Construction Unadjusted Goal is 11.8%

FUND TYPE	TOTAL EXPENDITURES	TOTAL SPENT WITH NON-HUBS AMOUNT/%	TOTAL SPENT WITH **ADJ. HUBS 8.8%	TOTAL SPENT WITH *OTHER HUBS 8.7%	ASIAN PACIFIC AMOUNT/%	**ADJUSTED HUB GOAL 8.6%	BLACK AMOUNT/%	HISPANIC AMOUNT/%	NATIVE AMERICAN AMOUNT/%	*OTHER HUB GOAL 5.3% WOMAN AMOUNT/%
T										
N										
S										
-TC										
C										

327-EMPLOYEES RETIREMENT SYSTEM-Building Construction Unadjusted Goal is 26.1%

FUND TYPE	TOTAL EXPENDITURES	TOTAL SPENT WITH NON-HUBS	TOTAL SPENT WITH **ADJ. HUBS 25.1%	TOTAL SPENT WITH *OTHER HUBS 1.0%	BLACK	**ADJUSTED HUB GOAL 25.1%	HISPANIC	WOMAN	*OTHER HUB GOAL 1.0%	ASIAN PACIFIC	NATIVE AMERICAN
T											
N											
S											
-TC											
C											

327-EMPLOYEES RETIREMENT SYSTEM-Special Trade Unadjusted Goal is 57.2%

FUND TYPE	TOTAL EXPENDITURES	TOTAL SPENT WITH NON-HUBS	TOTAL SPENT WITH **ADJ. HUBS 47.0%	TOTAL SPENT WITH *OTHER HUBS 10.2%	BLACK	**ADJUSTED HUB GOAL 47.0%	HISPANIC	ASIAN PACIFIC	NATIVE AMERICAN	WOMAN
T	\$158,598	\$189,737/96.5%	\$330/.167%	\$6,530/3.32%			\$330/.167%			\$6,530/3.32%
N										
S										
-TC										
C	\$158,598	\$189,737/96.5%	\$330/.167%	\$6,530/3.32%			\$330/.167%			\$6,530/3.32%

327-EMPLOYEES RETIREMENT SYSTEM-Professional Services Unadjusted Goal is 20.0%

FUND TYPE	TOTAL EXPENDITURES	TOTAL SPENT WITH NON-HUBS	TOTAL SPENT WITH **ADJ. HUBS 18.1%	TOTAL SPENT WITH *OTHER HUBS 1.8%	BLACK	**ADJUSTED HUB GOAL 18.1%	HISPANIC	WOMAN	*OTHER HUB GOAL 1.8%	ASIAN PACIFIC	NATIVE AMERICAN
T	\$813,163	\$913,163/100%									
N											
S											
-TC											
C	\$813,163	\$913,163/100%									

327-EMPLOYEES RETIREMENT SYSTEM-Other Services Unadjusted Goal is 33.0%

FUND TYPE	TOTAL EXPENDITURES	TOTAL SPENT WITH NON-HUBS	TOTAL SPENT WITH **ADJ. HUBS 33.0%	ASIAN PACIFIC	BLACK	**ADJUSTED HUB GOAL 33.0%	HISPANIC	NATIVE AMERICAN	WOMAN
T	\$11,739,138	\$10,134,691/86.3%	\$1,604,448/13.6%		\$1,482/.012%		\$98,478/.843%	\$2,622/.022%	\$1,501,585/13.7%
N									\$474/1.13%
S									
-TC	\$58,380	\$58,680/98.8%	\$674/1.13%						
C	\$11,679,778	\$10,078,005/86.2%	\$1,603,773/13.7%		\$1,482/.012%		\$98,478/.843%	\$2,622/.022%	\$1,501,211/12.8%

327-EMPLOYEES RETIREMENT SYSTEM-Commodity Purchasing Unadjusted Goal is 12.6%

FUND TYPE	TOTAL EXPENDITURES	TOTAL SPENT WITH NON-HUBS	TOTAL SPENT WITH **ADJ. HUBS 11.5%	TOTAL SPENT WITH *OTHER HUBS 1.1%	BLACK	**ADJUSTED HUB GOAL 11.5%	HISPANIC	WOMAN	*OTHER HUB GOAL 1.1%	ASIAN PACIFIC	NATIVE AMERICAN
T	\$2,405,551	\$1,932,615/80.3%	\$341,427/14.1%	\$131,509/5.46%	\$6,058/.210%		\$227,331/9.46%	\$109,037/4.53%		\$131,509/5.46%	
N											
S											
-TC	\$140,324	\$179,859/98.7%	\$423/.235%	\$30/.017%				\$423/.235%		\$30/.017%	
C	\$2,225,227	\$1,752,745/78.7%	\$341,003/15.3%	\$131,478/5.90%	\$6,058/.227%		\$227,331/10.2%	\$108,613/4.88%		\$131,478/5.90%	

DB = DEBIT (NEGATIVE AMOUNT) \* = OTHER HUBS \*\* = ADJUSTED HUBS \*\*\* = DOLLARS REPORTED BUT NOT SHOWN IN THESE COLUMNS. SEE COVER LETTER PARA. 4  
T=TREASURY, N=NON-TREASURY, S=SUBCONTRACTOR FUNDS & PROCUREMENT CARD HUB PURCHASES, TC=TERM CONTRACT, C=CONSOLIDATED. SEE PAGE 4 OF HUB REPORT FOR FUND TYPE DESCRIPTION.

329-REAL ESTATE COMMISSION-Heavy Construction Unadjusted Goal is 11.8%

FUND TYPE	TOTAL EXPENDITURES	TOTAL SPENT WITH NON-HUBS AMOUNT/%	TOTAL SPENT WITH **ADJ. HUBS 6.6% AMOUNT/%	TOTAL SPENT WITH *OTHER HUBS 5.3% AMOUNT/%	ASIAN PACIFIC AMOUNT/%	BLACK AMOUNT/%	HISPANIC AMOUNT/%	NATIVE AMERICAN AMOUNT/%	*OTHER HUB GOAL 6.3% WOMAN AMOUNT/%
-----------	--------------------	------------------------------------	--	--	------------------------	----------------	-------------------	--------------------------	-------------------------------------

T  
N  
S  
-TC  
C

329-REAL ESTATE COMMISSION-Building Construction Unadjusted Goal is 26.1%

FUND TYPE	TOTAL EXPENDITURES	TOTAL SPENT WITH NON-HUBS	TOTAL SPENT WITH **ADJ. HUBS 26.1%	TOTAL SPENT WITH *OTHER HUBS 1.0%	BLACK	HISPANIC	WOMAN	*OTHER HUB GOAL 1.0% ASIAN PACIFIC NATIVE AMERICAN
-----------	--------------------	---------------------------	------------------------------------	-----------------------------------	-------	----------	-------	--

T  
N  
S  
-TC  
C

329-REAL ESTATE COMMISSION-Special Trade Unadjusted Goal is 67.2%

FUND TYPE	TOTAL EXPENDITURES	TOTAL SPENT WITH NON-HUBS	TOTAL SPENT WITH **ADJ. HUBS 47.0%	TOTAL SPENT WITH *OTHER HUBS 10.2%	BLACK	HISPANIC	ASIAN PACIFIC	NATIVE AMERICAN	WOMAN
-----------	--------------------	---------------------------	------------------------------------	------------------------------------	-------	----------	---------------	-----------------	-------

T  
N  
S  
-TC  
C

329-REAL ESTATE COMMISSION-Professional Services Unadjusted Goal is 20.0%

FUND TYPE	TOTAL EXPENDITURES	TOTAL SPENT WITH NON-HUBS	TOTAL SPENT WITH **ADJ. HUBS 18.1%	TOTAL SPENT WITH *OTHER HUBS 1.9%	BLACK	HISPANIC	WOMAN	*OTHER HUB GOAL 1.9% ASIAN PACIFIC NATIVE AMERICAN
-----------	--------------------	---------------------------	------------------------------------	-----------------------------------	-------	----------	-------	--

T  
N  
S  
-TC  
C

329-REAL ESTATE COMMISSION-Other Services Unadjusted Goal is 33.0%

FUND TYPE	TOTAL EXPENDITURES	TOTAL SPENT WITH NON-HUBS	TOTAL SPENT WITH **ADJ. HUBS 33.0%	ASIAN PACIFIC	BLACK	HISPANIC	NATIVE AMERICAN	WOMAN
T	\$195,789	\$168,035/85.8%	\$27,754/14.1%	\$9,227/4.71%		\$8,524/4.35%	\$950/.486%	\$9,053/4.62%
-TC	\$13,985	\$12,181/87.0%	\$1,814/12.9%					\$1,814/12.9%
C	\$181,794	\$155,854/85.7%	\$25,940/14.2%	\$9,227/5.07%		\$8,524/4.68%	\$950/.523%	\$7,239/3.86%

T  
N  
S  
-TC  
C

329-REAL ESTATE COMMISSION-Commodity Purchasing Unadjusted Goal is 12.6%

FUND TYPE	TOTAL EXPENDITURES	TOTAL SPENT WITH NON-HUBS	TOTAL SPENT WITH **ADJ. HUBS 11.5%	TOTAL SPENT WITH *OTHER HUBS 1.1%	BLACK	HISPANIC	WOMAN	*OTHER HUB GOAL 1.1% ASIAN PACIFIC NATIVE AMERICAN
T	\$145,840	\$108,064/74.7%	\$30,083/20.6%	\$6,882/4.58%		\$1,567/1.07%	\$28,526/19.5%	\$8,640/4.56%
-TC	\$26,200	\$23,987/95.1%	\$1,232/4.69%				\$1,232/4.69%	
C	\$120,638	\$85,096/70.5%	\$28,860/23.8%	\$6,882/5.53%		\$1,567/1.25%	\$27,292/22.6%	\$8,640/5.50%

T  
N  
S  
-TC  
C

330-TEXAS REHABILITATION COMMISSION-Heavy Construction Unadjusted Goal is 11.8%

FUND TYPE	TOTAL EXPENDITURES	TOTAL SPENT WITH NON-HUBS AMOUNT/%	TOTAL SPENT WITH **ADJ. HUBS 5.6% AMOUNT/%	TOTAL SPENT WITH *OTHER HUBS 6.2% AMOUNT/%	ASIAN PACIFIC AMOUNT/%	**ADJUSTED HUB GOAL 6.8% BLACK AMOUNT/%	HISPANIC AMOUNT/%	NATIVE AMERICAN AMOUNT/%	*OTHER HUB GOAL 5.3% WOMAN AMOUNT/%
T									
N									
S									
-TC									
C									

330-TEXAS REHABILITATION COMMISSION-Building Construction Unadjusted Goal is 26.1%

FUND TYPE	TOTAL EXPENDITURES	TOTAL SPENT WITH NON-HUBS	TOTAL SPENT WITH **ADJ. HUBS 25.1%	TOTAL SPENT WITH *OTHER HUBS 1.0%	BLACK	**ADJUSTED HUB GOAL 25.1% HISPANIC	WOMAN	*OTHER HUB GOAL 1.0% ASIAN PACIFIC	NATIVE AMERICAN
T									
N									
S									
-TC									
C									

330-TEXAS REHABILITATION COMMISSION-Special Trade Unadjusted Goal is 57.2%

FUND TYPE	TOTAL EXPENDITURES	TOTAL SPENT WITH NON-HUBS	TOTAL SPENT WITH **ADJ. HUBS 57.6%	TOTAL SPENT WITH *OTHER HUBS 10.2%	BLACK	**ADJUSTED HUB GOAL 47.0% HISPANIC	WOMAN	*OTHER HUB GOAL 10.2% ASIAN PACIFIC	NATIVE AMERICAN
T	\$240,761	\$222,010/92.2%	\$12,097/5.02%	\$6,653/2.76%	\$382/.158%	\$11,715/4.86%			\$6,653/2.76%
N									
S									
-TC									
C	\$240,761	\$222,010/92.2%	\$12,097/5.02%	\$6,653/2.76%	\$382/.158%	\$11,715/4.86%			\$6,653/2.76%

330-TEXAS REHABILITATION COMMISSION-Professional Services Unadjusted Goal is 20.0%

FUND TYPE	TOTAL EXPENDITURES	TOTAL SPENT WITH NON-HUBS	TOTAL SPENT WITH **ADJ. HUBS 15.1%	TOTAL SPENT WITH *OTHER HUBS 1.9%	BLACK	**ADJUSTED HUB GOAL 18.1% HISPANIC	WOMAN	*OTHER HUB GOAL 1.6% ASIAN PACIFIC	NATIVE AMERICAN
T	\$4,807,421	\$4,297,380/87.5%	\$610,041/12.4%				\$610,041/12.4%		
N									
S									
-TC									
C	\$4,807,421	\$4,297,380/87.5%	\$610,041/12.4%				\$610,041/12.4%		

330-TEXAS REHABILITATION COMMISSION-Other Services Unadjusted Goal is 33.0%

FUND TYPE	TOTAL EXPENDITURES	TOTAL SPENT WITH NON-HUBS	TOTAL SPENT WITH **ADJ. HUBS 33.0%	ASIAN PACIFIC	BLACK	**ADJUSTED HUB GOAL 33.0% HISPANIC	NATIVE AMERICAN	WOMAN
T	\$4,495,672	\$3,660,663/85.6%	\$634,909/14.1%	\$63,217/1.40%	\$275,205/8.12%	\$132,300/2.94%	\$24,726/.550%	\$138,458/3.10%
N								
S								
-TC	\$62,088	\$62,088/100%						
C	\$4,433,487	\$3,798,577/85.6%	\$634,909/14.3%	\$62,217/1.42%	\$275,205/8.20%	\$132,300/2.98%	\$24,726/.657%	\$138,458/3.14%

330-TEXAS REHABILITATION COMMISSION-Commodity Purchasing Unadjusted Goal is 12.8%

FUND TYPE	TOTAL EXPENDITURES	TOTAL SPENT WITH NON-HUBS	TOTAL SPENT WITH **ADJ. HUBS 13.5%	TOTAL SPENT WITH *OTHER HUBS 1.1%	BLACK	**ADJUSTED HUB GOAL 11.6% HISPANIC	WOMAN	*OTHER HUB GOAL 1.1% ASIAN PACIFIC	NATIVE AMERICAN
T	\$7,546,646	\$3,114,468/41.2%	\$3,957,143/52.4%	\$476,014/6.29%	\$201,623/2.67%	\$111,428/1.47%	\$3,644,082/48.2%	\$472,714/6.26%	\$2,299/.030%
N									
S									
-TC	\$1,105,470	\$1,068,178/96.6%	\$30,147/2.72%	\$7,144/.648%			\$30,147/2.72%	\$6,516/.498%	\$1,628/.147%
C	\$6,441,176	\$2,046,310/31.7%	\$3,926,996/60.8%	\$467,869/7.26%	\$201,623/3.13%	\$111,428/1.73%	\$3,613,634/56.1%	\$467,188/7.26%	\$670/.010%

DB = DEBIT (NEGATIVE AMOUNT) \* = OTHER HUBS \*\* = ADJUSTED HUBS \*\*\* = DOLLARS REPORTED BUT NOT SHOWN IN THESE COLUMNS. SEE COVER LETTER PARA. 4  
T-TREASURY, N-NON-TREASURY, S-SUBCONTRACTOR FUNDS & PROCUREMENT CARD HUB PURCHASES, TC-TERM CONTRACT, C-CONSOLIDATED. SEE PAGE 4 OF HUB REPORT FOR FUND TYPE DESCRIPTION.

332-TX DEPT OF HOUSING & COMM AFFAIRS-Heavy Construction Unadjusted Goal is 11.3%

FUND TYPE	TOTAL EXPENDITURES	TOTAL SPENT WITH NON-HUBS AMOUNT/%	TOTAL SPENT WITH **ADJ. HUBS 6.6%	TOTAL SPENT WITH *OTHER HUBS 5.3%	ASIAN PACIFIC AMOUNT/%	BLACK AMOUNT/%	HISPANIC AMOUNT/%	NATIVE AMERICAN AMOUNT/%	*OTHER HUB GOAL 5.3% WOMAN AMOUNT/%
-----------	--------------------	------------------------------------	-----------------------------------	-----------------------------------	------------------------	----------------	-------------------	--------------------------	-------------------------------------

T  
N  
S  
-TC

C

332-TX DEPT OF HOUSING & COMM AFFAIRS-Building Construction Unadjusted Goal is 26.1%

FUND TYPE	TOTAL EXPENDITURES	TOTAL SPENT WITH NON-HUBS	TOTAL SPENT WITH **ADJ. HUBS 25.1%	TOTAL SPENT WITH *OTHER HUBS 1.0%	BLACK	HISPANIC	WOMAN	ASIAN PACIFIC	NATIVE AMERICAN
-----------	--------------------	---------------------------	------------------------------------	-----------------------------------	-------	----------	-------	---------------	-----------------

T  
N  
S  
-TC

C

332-TX DEPT OF HOUSING & COMM AFFAIRS-Special Trade Unadjusted Goal is 57.2%

FUND TYPE	TOTAL EXPENDITURES	TOTAL SPENT WITH NON-HUBS	TOTAL SPENT WITH **ADJ. HUBS 47.0%	TOTAL SPENT WITH *OTHER HUBS 10.2%	BLACK	HISPANIC	ASIAN PACIFIC	NATIVE AMERICAN	WOMAN
-----------	--------------------	---------------------------	------------------------------------	------------------------------------	-------	----------	---------------	-----------------	-------

T  
N  
S  
-TC

C

332-TX DEPT OF HOUSING & COMM AFFAIRS-Professional Services Unadjusted Goal is 20.0%

FUND TYPE	TOTAL EXPENDITURES	TOTAL SPENT WITH NON-HUBS	TOTAL SPENT WITH **ADJ. HUBS 18.1%	TOTAL SPENT WITH *OTHER HUBS 1.9%	BLACK	HISPANIC	WOMAN	ASIAN PACIFIC	NATIVE AMERICAN
-----------	--------------------	---------------------------	------------------------------------	-----------------------------------	-------	----------	-------	---------------	-----------------

T  
N  
S  
-TC

C

332-TX DEPT OF HOUSING & COMM AFFAIRS-Other Services Unadjusted Goal is 33.0%

FUND TYPE	TOTAL EXPENDITURES	TOTAL SPENT WITH NON-HUBS	TOTAL SPENT WITH **ADJ. HUBS 25.0%	ASIAN PACIFIC	BLACK	HISPANIC	NATIVE AMERICAN	WOMAN
-----------	--------------------	---------------------------	------------------------------------	---------------	-------	----------	-----------------	-------

T  
N  
S  
-TC

C

332-TX DEPT OF HOUSING & COMM AFFAIRS-Commodity Purchasing Unadjusted Goal is 12.6%

FUND TYPE	TOTAL EXPENDITURES	TOTAL SPENT WITH NON-HUBS	TOTAL SPENT WITH **ADJ. HUBS 11.5%	TOTAL SPENT WITH *OTHER HUBS 1.1%	BLACK	HISPANIC	WOMAN	ASIAN PACIFIC	NATIVE AMERICAN
-----------	--------------------	---------------------------	------------------------------------	-----------------------------------	-------	----------	-------	---------------	-----------------

T  
N  
S  
-TC

C

DB = DEBIT (NEGATIVE AMOUNT) \* = OTHER HUBS \*\* = ADJUSTED HUBS \*\*\* = DOLLARS REPORTED BUT NOT SHOWN IN THESE COLUMNS. SEE COVER LETTER PARA. 4  
T=TREASURY, N=NON-TREASURY, S=SUBCONTRACTOR FUNDS & PROCUREMENT CARD HUB PURCHASES, TC=TERM CONTRACT, C=CONSOLIDATED. SEE PAGE 4 OF HUB REPORT FOR FUND TYPE DESCRIPTION.

333-OFFICE OF STATE-FEDERAL RELATIONS-Heavy Construction Unadjusted Goal is 11.9%

FUND TYPE	TOTAL EXPENDITURES	TOTAL SPENT WITH NON-HUBS AMOUNT/%	TOTAL SPENT WITH **ADJ. HUBS 5.3% AMOUNT/%	TOTAL SPENT WITH *OTHER HUBS 5.3% AMOUNT/%	ASIAN PACIFIC AMOUNT/%	**ADJUSTED HUB GOAL 6.6% BLACK AMOUNT/%	HISPANIC AMOUNT/%	NATIVE AMERICAN AMOUNT/%	*OTHER HUB GOAL 5.3% WOMAN AMOUNT/%
-----------	--------------------	------------------------------------	--	--	------------------------	--	-------------------	--------------------------	--

T  
N  
S  
-TC

C

333-OFFICE OF STATE-FEDERAL RELATIONS-Building Construction Unadjusted Goal is 26.1%

FUND TYPE	TOTAL EXPENDITURES	TOTAL SPENT WITH NON-HUBS	TOTAL SPENT WITH **ADJ. HUBS 25.1%	TOTAL SPENT WITH *OTHER HUBS 1.0%	BLACK	**ADJUSTED HUB GOAL 25.1% HISPANIC	WOMAN	*OTHER HUB GOAL 1.0% ASIAN PACIFIC	NATIVE AMERICAN
-----------	--------------------	---------------------------	------------------------------------	-----------------------------------	-------	---------------------------------------	-------	---------------------------------------	-----------------

T  
N  
S  
-TC

C

333-OFFICE OF STATE-FEDERAL RELATIONS-Special Trade Unadjusted Goal is 57.2%

FUND TYPE	TOTAL EXPENDITURES	TOTAL SPENT WITH NON-HUBS	TOTAL SPENT WITH **ADJ. HUBS 47.0%	TOTAL SPENT WITH *OTHER HUBS 10.2%	BLACK	**ADJUSTED HUB GOAL 47.0% HISPANIC	ASIAN PACIFIC	NATIVE AMERICAN	WOMAN
-----------	--------------------	---------------------------	------------------------------------	------------------------------------	-------	---------------------------------------	---------------	-----------------	-------

T  
N  
S  
-TC

C

333-OFFICE OF STATE-FEDERAL RELATIONS-Professional Services Unadjusted Goal is 20.0%

FUND TYPE	TOTAL EXPENDITURES	TOTAL SPENT WITH NON-HUBS	TOTAL SPENT WITH **ADJ. HUBS 18.1%	TOTAL SPENT WITH *OTHER HUBS 1.9%	BLACK	**ADJUSTED HUB GOAL 18.1% HISPANIC	WOMAN	*OTHER HUB GOAL 1.9% ASIAN PACIFIC	NATIVE AMERICAN
-----------	--------------------	---------------------------	------------------------------------	-----------------------------------	-------	---------------------------------------	-------	---------------------------------------	-----------------

T  
N  
S  
-TC

C

333-OFFICE OF STATE-FEDERAL RELATIONS-Other Services Unadjusted Goal is 33.0%

FUND TYPE	TOTAL EXPENDITURES	TOTAL SPENT WITH NON-HUBS	TOTAL SPENT WITH **ADJ. HUBS 23.0%	ASIAN PACIFIC	**ADJUSTED HUB GOAL 33.0% BLACK	HISPANIC	NATIVE AMERICAN	WOMAN
-----------	--------------------	---------------------------	------------------------------------	---------------	------------------------------------	----------	-----------------	-------

T  
N  
S  
-TC

C

333-OFFICE OF STATE-FEDERAL RELATIONS-Commodity Purchasing Unadjusted Goal is 12.8%

FUND TYPE	TOTAL EXPENDITURES	TOTAL SPENT WITH NON-HUBS	TOTAL SPENT WITH **ADJ. HUBS 11.5%	TOTAL SPENT WITH *OTHER HUBS 1.3%	BLACK	**ADJUSTED HUB GOAL 11.5% HISPANIC	WOMAN	*OTHER HUB GOAL 1.1% ASIAN PACIFIC	NATIVE AMERICAN
-----------	--------------------	---------------------------	------------------------------------	-----------------------------------	-------	---------------------------------------	-------	---------------------------------------	-----------------

T  
N  
S  
-TC

C

DB = DEBIT (NEGATIVE AMOUNT) \* = OTHER HUBS \*\* = ADJUSTED HUBS \*\*\* = DOLLARS REPORTED BUT NOT SHOWN IN THESE COLUMNS. SEE COVER LETTER PARA. 4  
T=TREASURY, N=NON-TREASURY, S=SUBCONTRACTOR FUNDS & PROCUREMENT CARD HUB PURCHASES, TC=TERM CONTRACT, C=CONSOLIDATED. SEE PAGE 4 OF HUB REPORT FOR FUND TYPE DESCRIPTION.



335-TX COMM FOR DEAF & HARD OF HEARING-Heavy Construction Unadjusted Goal is 11.8%

FUND TYPE	TOTAL EXPENDITURES	TOTAL SPENT WITH NON-HUBS AMOUNT/%	TOTAL SPENT WITH **ADJ. HUBS 8.6% AMOUNT/%	TOTAL SPENT WITH *OTHER HUBS 5.1% AMOUNT/%	**ADJUSTED HUB GOAL 8.6%				*OTHER HUB GOAL 5.3% WOMAN AMOUNT/%
					ASIAN PACIFIC AMOUNT/%	BLACK AMOUNT/%	HISPANIC AMOUNT/%	NATIVE AMERICAN AMOUNT/%	
T									
N									
S									
-TC									
C									

335-TX COMM FOR DEAF & HARD OF HEARING-Building Construction Unadjusted Goal is 26.1%

FUND TYPE	TOTAL EXPENDITURES	TOTAL SPENT WITH NON-HUBS	TOTAL SPENT WITH **ADJ. HUBS 25.1% AMOUNT/%	TOTAL SPENT WITH *OTHER HUBS 1.0% AMOUNT/%	**ADJUSTED HUB GOAL 25.1%			*OTHER HUB GOAL 1.0%	
					BLACK	HISPANIC	WOMAN	ASIAN PACIFIC	NATIVE AMERICAN
T									
N									
S									
-TC									
C									

335-TX COMM FOR DEAF & HARD OF HEARING-Special Trade Unadjusted Goal is 67.2%

FUND TYPE	TOTAL EXPENDITURES	TOTAL SPENT WITH NON-HUBS	TOTAL SPENT WITH **ADJ. HUBS 47.0% AMOUNT/%	TOTAL SPENT WITH *OTHER HUBS 10.2% AMOUNT/%	**ADJUSTED HUB GOAL 47.0%		*OTHER HUB GOAL 10.2%		
					BLACK	HISPANIC	ASIAN PACIFIC	NATIVE AMERICAN	WOMAN
T									
N									
S									
-TC									
C									

335-TX COMM FOR DEAF & HARD OF HEARING-Professional Services Unadjusted Goal is 20.0%

FUND TYPE	TOTAL EXPENDITURES	TOTAL SPENT WITH NON-HUBS	TOTAL SPENT WITH **ADJ. HUBS 18.1% AMOUNT/%	TOTAL SPENT WITH *OTHER HUBS 1.9% AMOUNT/%	**ADJUSTED HUB GOAL 18.1%			*OTHER HUB GOAL 1.9%	
					BLACK	HISPANIC	WOMAN	ASIAN PACIFIC	NATIVE AMERICAN
T									
N									
S									
-TC									
C									

335-TX COMM FOR DEAF & HARD OF HEARING-Other Services Unadjusted Goal is 33.0%

FUND TYPE	TOTAL EXPENDITURES	TOTAL SPENT WITH NON-HUBS	TOTAL SPENT WITH **ADJ. HUBS 33.0% AMOUNT/%	**ADJUSTED HUB GOAL 33.0%				
				ASIAN PACIFIC	BLACK	HISPANIC	NATIVE AMERICAN	WOMAN
T	\$97,558	\$91,966/94.2%	\$5,692/5.73%	\$216/.221%		\$120/.124%		\$6,255/5.38%
N								
S								
-TC	\$1,418	\$1,418/100%						
C	\$98,140	\$90,548/94.1%	\$5,692/5.81%	\$216/.224%		\$120/.125%		\$6,255/5.45%

335-TX COMM FOR DEAF & HARD OF HEARING-Commodity Purchasing Unadjusted Goal is 12.6%

FUND TYPE	TOTAL EXPENDITURES	TOTAL SPENT WITH NON-HUBS	TOTAL SPENT WITH **ADJ. HUBS 11.5% AMOUNT/%	TOTAL SPENT WITH *OTHER HUBS 1.1% AMOUNT/%	**ADJUSTED HUB GOAL 11.5%			*OTHER HUB GOAL 1.1%	
					BLACK	HISPANIC	WOMAN	ASIAN PACIFIC	NATIVE AMERICAN
T	\$19,485	\$12,917/66.2%	\$3,040/15.6%	\$3,526/18.0%		\$888/5.07%	\$2,052/10.5%	\$3,526/18.0%	
N									
S									
-TC	\$3,591	\$3,591/100%							
C	\$15,893	\$9,026/57.4%	\$3,040/19.5%	\$3,526/22.6%		\$888/5.33%	\$2,052/13.1%	\$3,526/22.6%	

DB = DEBIT (NEGATIVE AMOUNT) \* = OTHER HUBS \*\* = ADJUSTED HUBS \*\*\* = DOLLARS REPORTED BUT NOT SHOWN IN THESE COLUMNS. SEE COVER LETTER PARA. 4  
T=TREASURY, N=NON-TREASURY, S=SUBCONTRACTOR FUNDS & PROCUREMENT CARD HUB PURCHASES, TC=TERM CONTRACT, C=CONSOLIDATED. SEE PAGE 4 OF HUB REPORT FOR FUND TYPE DESCRIPTION.

337-BOARD OF TAX PROFESSIONAL EXAMINERS-Heavy Construction Unadjusted Goal is 11.9%

FUND TYPE	TOTAL EXPENDITURES	TOTAL SPENT WITH NON-HUBS AMOUNT/%	TOTAL SPENT WITH ADJ. HUBS 8.5%	TOTAL SPENT WITH OTHER HUBS 3.2%	ASIAN PACIFIC AMOUNT/%	**ADJUSTED HUB GOAL 8.6%	BLACK AMOUNT/%	HISPANIC AMOUNT/%	NATIVE AMERICAN AMOUNT/%	*OTHER HUB GOAL 5.3%	WOMAN AMOUNT/%
-----------	--------------------	------------------------------------	---------------------------------	----------------------------------	------------------------	--------------------------	----------------	-------------------	--------------------------	----------------------	----------------

T  
N  
S  
-TC  
C

337-BOARD OF TAX PROFESSIONAL EXAMINERS-Building Construction Unadjusted Goal is 26.1%

FUND TYPE	TOTAL EXPENDITURES	TOTAL SPENT WITH NON-HUBS	TOTAL SPENT WITH ADJ. HUBS 25.1%	TOTAL SPENT WITH OTHER HUBS 1.0%	BLACK	**ADJUSTED HUB GOAL 25.1%	HISPANIC	WOMAN	*OTHER HUB GOAL 1.0%	ASIAN PACIFIC	NATIVE AMERICAN
-----------	--------------------	---------------------------	----------------------------------	----------------------------------	-------	---------------------------	----------	-------	----------------------	---------------	-----------------

T  
N  
S  
-TC  
C

337-BOARD OF TAX PROFESSIONAL EXAMINERS-Special Trade Unadjusted Goal is 57.2%

FUND TYPE	TOTAL EXPENDITURES	TOTAL SPENT WITH NON-HUBS	TOTAL SPENT WITH ADJ. HUBS 47.0%	TOTAL SPENT WITH OTHER HUBS 10.2%	BLACK	**ADJUSTED HUB GOAL 47.0%	HISPANIC	ASIAN PACIFIC	NATIVE AMERICAN	WOMAN
-----------	--------------------	---------------------------	----------------------------------	-----------------------------------	-------	---------------------------	----------	---------------	-----------------	-------

T  
N  
S  
-TC  
C

337-BOARD OF TAX PROFESSIONAL EXAMINERS-Professional Services Unadjusted Goal is 20.0%

FUND TYPE	TOTAL EXPENDITURES	TOTAL SPENT WITH NON-HUBS	TOTAL SPENT WITH ADJ. HUBS 18.1%	TOTAL SPENT WITH OTHER HUBS 1.9%	BLACK	**ADJUSTED HUB GOAL 18.1%	HISPANIC	WOMAN	*OTHER HUB GOAL 1.9%	ASIAN PACIFIC	NATIVE AMERICAN
-----------	--------------------	---------------------------	----------------------------------	----------------------------------	-------	---------------------------	----------	-------	----------------------	---------------	-----------------

T  
N  
S  
-TC  
C

337-BOARD OF TAX PROFESSIONAL EXAMINERS-Other Services Unadjusted Goal is 33.0%

FUND TYPE	TOTAL EXPENDITURES	TOTAL SPENT WITH NON-HUBS	TOTAL SPENT WITH ADJ. HUBS 33.0%	ASIAN PACIFIC	**ADJUSTED HUB GOAL 33.0%	BLACK	HISPANIC	NATIVE AMERICAN	WOMAN
-----------	--------------------	---------------------------	----------------------------------	---------------	---------------------------	-------	----------	-----------------	-------

T  
N  
S  
-TC  
C

337-BOARD OF TAX PROFESSIONAL EXAMINERS-Commodity Purchasing Unadjusted Goal is 12.6%

FUND TYPE	TOTAL EXPENDITURES	TOTAL SPENT WITH NON-HUBS	TOTAL SPENT WITH ADJ. HUBS 11.5%	TOTAL SPENT WITH OTHER HUBS 1.1%	BLACK	**ADJUSTED HUB GOAL 11.5%	HISPANIC	WOMAN	*OTHER HUB GOAL 1.1%	ASIAN PACIFIC	NATIVE AMERICAN
-----------	--------------------	---------------------------	----------------------------------	----------------------------------	-------	---------------------------	----------	-------	----------------------	---------------	-----------------

T  
N  
S  
-TC  
C

DB = DEBIT (NEGATIVE AMOUNT) \* = OTHER HUBS \*\* = ADJUSTED HUBS \*\*\* = DOLLARS REPORTED BUT NOT SHOWN IN THESE COLUMNS. SEE COVER LETTER PARA. 4  
T=TREASURY, N=NON-TREASURY, S=SUBCONTRACTOR FUNDS & PROCUREMENT CARD HUB PURCHASES, TC=TERM CONTRACT, C=CONSOLIDATED. SEE PAGE 4 OF HUB REPORT FOR FUND TYPE DESCRIPTION.

338-STATE PENSION REVIEW BOARD-Heavy Construction Unadjusted Goal is 11.9%

FUND TYPE	TOTAL EXPENDITURES	TOTAL SPENT WITH NON-HUBS AMOUNT/%	TOTAL SPENT WITH **ADJ. HUBS 6.3% AMOUNT/%	TOTAL SPENT WITH *OTHER HUBS 5.3% AMOUNT/%	ASIAN PACIFIC AMOUNT/%	BLACK AMOUNT/%	HISPANIC AMOUNT/%	NATIVE AMERICAN AMOUNT/%	*OTHER HUB GOAL 6.3% WOMAN AMOUNT/%
-----------	--------------------	------------------------------------	--	--	------------------------	----------------	-------------------	--------------------------	-------------------------------------

T  
N  
S  
-TC

C

338-STATE PENSION REVIEW BOARD-Building Construction Unadjusted Goal is 26.1%

FUND TYPE	TOTAL EXPENDITURES	TOTAL SPENT WITH NON-HUBS	TOTAL SPENT WITH **ADJ. HUBS 25.1%	TOTAL SPENT WITH *OTHER HUBS 1.0%	BLACK	HISPANIC	WOMAN	ASIAN PACIFIC	NATIVE AMERICAN
-----------	--------------------	---------------------------	------------------------------------	-----------------------------------	-------	----------	-------	---------------	-----------------

T  
N  
S  
-TC

C

338-STATE PENSION REVIEW BOARD-Special Trade Unadjusted Goal is 67.2%

FUND TYPE	TOTAL EXPENDITURES	TOTAL SPENT WITH NON-HUBS	TOTAL SPENT WITH **ADJ. HUBS 47.0%	TOTAL SPENT WITH *OTHER HUBS 10.2%	BLACK	HISPANIC	ASIAN PACIFIC	NATIVE AMERICAN	WOMAN
-----------	--------------------	---------------------------	------------------------------------	------------------------------------	-------	----------	---------------	-----------------	-------

T  
N  
S  
-TC

C

338-STATE PENSION REVIEW BOARD-Professional Services Unadjusted Goal is 20.0%

FUND TYPE	TOTAL EXPENDITURES	TOTAL SPENT WITH NON-HUBS	TOTAL SPENT WITH **ADJ. HUBS 18.1%	TOTAL SPENT WITH *OTHER HUBS 1.9%	BLACK	HISPANIC	WOMAN	ASIAN PACIFIC	NATIVE AMERICAN
-----------	--------------------	---------------------------	------------------------------------	-----------------------------------	-------	----------	-------	---------------	-----------------

T  
N  
S  
-TC

C

338-STATE PENSION REVIEW BOARD-Other Services Unadjusted Goal is 33.0%

FUND TYPE	TOTAL EXPENDITURES	TOTAL SPENT WITH NON-HUBS	TOTAL SPENT WITH **ADJ. HUBS 33.0%	ASIAN PACIFIC	BLACK	HISPANIC	NATIVE AMERICAN	WOMAN
-----------	--------------------	---------------------------	------------------------------------	---------------	-------	----------	-----------------	-------

T  
N  
S  
-TC

C

338-STATE PENSION REVIEW BOARD-Commodity Purchasing Unadjusted Goal is 12.6%

FUND TYPE	TOTAL EXPENDITURES	TOTAL SPENT WITH NON-HUBS	TOTAL SPENT WITH **ADJ. HUBS 11.7%	TOTAL SPENT WITH *OTHER HUBS 1.1%	BLACK	HISPANIC	WOMAN	ASIAN PACIFIC	NATIVE AMERICAN
-----------	--------------------	---------------------------	------------------------------------	-----------------------------------	-------	----------	-------	---------------	-----------------

T  
N  
S  
-TC

C

DB = DEBIT (NEGATIVE AMOUNT) \* = OTHER HUBS \*\* = ADJUSTED HUBS \*\*\* = DOLLARS REPORTED BUT NOT SHOWN IN THESE COLUMNS. SEE COVER LETTER PARA. 4  
T-TREASURY, N-NON-TREASURY, S-SUBCONTRACTOR FUNDS & PROCUREMENT CARD HUB PURCHASES, TC-TERM CONTRACT, C-CONSOLIDATED. SEE PAGE 6 OF HUB REPORT FOR FUND TYPE DESCRIPTION.

340-TEXAS DEPARTMENT ON AGING-Heavy Construction Unadjusted Goal is 11.9%

FUND TYPE	TOTAL EXPENDITURES	TOTAL SPENT WITH NON-HUBS AMOUNT/%	TOTAL SPENT WITH **ADJ. HUBS 6.6% AMOUNT/%	TOTAL SPENT WITH *OTHER HUBS 5.3% AMOUNT/%	ASIAN PACIFIC AMOUNT/%	BLACK AMOUNT/%	HISPANIC AMOUNT/%	NATIVE AMERICAN AMOUNT/%	*OTHER HUB GOAL 5.3% WOMAN AMOUNT/%
-----------	--------------------	------------------------------------	--	--	------------------------	----------------	-------------------	--------------------------	-------------------------------------

T  
N  
S  
-TC  
-----  
C

340-TEXAS DEPARTMENT ON AGING-Building Construction Unadjusted Goal is 28.1%

FUND TYPE	TOTAL EXPENDITURES	TOTAL SPENT WITH NON-HUBS	TOTAL SPENT WITH **ADJ. HUBS 25.1%	TOTAL SPENT WITH *OTHER HUBS 1.0%	BLACK	HISPANIC	WOMAN	ASIAN PACIFIC	NATIVE AMERICAN
-----------	--------------------	---------------------------	------------------------------------	-----------------------------------	-------	----------	-------	---------------	-----------------

T  
N  
S  
-TC  
-----  
C

340-TEXAS DEPARTMENT ON AGING-Special Trade Unadjusted Goal is 57.2%

FUND TYPE	TOTAL EXPENDITURES	TOTAL SPENT WITH NON-HUBS	TOTAL SPENT WITH **ADJ. HUBS 47.0%	TOTAL SPENT WITH *OTHER HUBS 10.2%	BLACK	HISPANIC	ASIAN PACIFIC	NATIVE AMERICAN	WOMAN
-----------	--------------------	---------------------------	------------------------------------	------------------------------------	-------	----------	---------------	-----------------	-------

T  
N  
S  
-TC  
-----  
C

340-TEXAS DEPARTMENT ON AGING-Professional Services Unadjusted Goal is 20.0%

FUND TYPE	TOTAL EXPENDITURES	TOTAL SPENT WITH NON-HUBS	TOTAL SPENT WITH **ADJ. HUBS 18.1%	TOTAL SPENT WITH *OTHER HUBS 1.9%	BLACK	HISPANIC	WOMAN	ASIAN PACIFIC	NATIVE AMERICAN
-----------	--------------------	---------------------------	------------------------------------	-----------------------------------	-------	----------	-------	---------------	-----------------

T  
N  
S  
-TC  
-----  
C

340-TEXAS DEPARTMENT ON AGING-Other Services Unadjusted Goal is 33.0%

FUND TYPE	TOTAL EXPENDITURES	TOTAL SPENT WITH NON-HUBS	TOTAL SPENT WITH **ADJ. HUBS 33.0%	ASIAN PACIFIC	BLACK	HISPANIC	NATIVE AMERICAN	WOMAN
-----------	--------------------	---------------------------	------------------------------------	---------------	-------	----------	-----------------	-------

T  
N  
S  
-TC  
-----  
C

340-TEXAS DEPARTMENT ON AGING-Commodity Purchasing Unadjusted Goal is 12.6%

FUND TYPE	TOTAL EXPENDITURES	TOTAL SPENT WITH NON-HUBS	TOTAL SPENT WITH **ADJ. HUBS 11.6%	TOTAL SPENT WITH *OTHER HUBS 1.1%	BLACK	HISPANIC	WOMAN	ASIAN PACIFIC	NATIVE AMERICAN
-----------	--------------------	---------------------------	------------------------------------	-----------------------------------	-------	----------	-------	---------------	-----------------

T  
N  
S  
-TC  
-----  
C

DB = DEBIT (NEGATIVE AMOUNT) \* = OTHER HUBS \*\* = ADJUSTED HUBS \*\*\* = DOLLARS REPORTED BUT NOT SHOWN IN THESE COLUMNS. SEE COVER LETTER PARA. 4  
T=TREASURY, N=NON-TREASURY, S=SUBCONTRACTOR FUNDS & PROCUREMENT CARD HUB PURCHASES, TC=TERM CONTRACT, C=CONSOLIDATED. SEE PAGE 4 OF HUB REPORT FOR FUND TYPE DESCRIPTION.

342-STATE AIRCRAFT POOLING BOARD-Heavy Construction Unadjusted Goal is 11.9%

FUND TYPE	TOTAL EXPENDITURES	TOTAL SPENT WITH NON-HUBS AMOUNT/%	TOTAL SPENT WITH **ADJ. HUBS 5.3% AMOUNT/%	TOTAL SPENT WITH *OTHER HUBS 5.3% AMOUNT/%	ASIAN PACIFIC AMOUNT/%	**ADJUSTED HUB GOAL 8.6% BLACK AMOUNT/%	HISPANIC AMOUNT/%	NATIVE AMERICAN AMOUNT/%	*OTHER HUB GOAL 5.3% WOMAN AMOUNT/%
-----------	--------------------	------------------------------------	--	--	------------------------	--	-------------------	--------------------------	--

T  
N  
S  
-TC

C

342-STATE AIRCRAFT POOLING BOARD-Building Construction Unadjusted Goal is 28.1%

FUND TYPE	TOTAL EXPENDITURES	TOTAL SPENT WITH NON-HUBS	TOTAL SPENT WITH **ADJ. HUBS 28.1%	TOTAL SPENT WITH *OTHER HUBS 1.0%	BLACK	**ADJUSTED HUB GOAL 28.1% HISPANIC	WOMAN	*OTHER HUB GOAL 1.0% ASIAN PACIFIC	NATIVE AMERICAN
-----------	--------------------	---------------------------	------------------------------------	-----------------------------------	-------	---------------------------------------	-------	---------------------------------------	-----------------

T  
N  
S  
-TC

C

342-STATE AIRCRAFT POOLING BOARD-Special Trade Unadjusted Goal is 57.2%

FUND TYPE	TOTAL EXPENDITURES	TOTAL SPENT WITH NON-HUBS	TOTAL SPENT WITH **ADJ. HUBS 47.0%	TOTAL SPENT WITH *OTHER HUBS 10.2%	BLACK	**ADJUSTED HUB GOAL 47.0% HISPANIC	ASIAN PACIFIC	NATIVE AMERICAN	WOMAN
-----------	--------------------	---------------------------	------------------------------------	------------------------------------	-------	---------------------------------------	---------------	-----------------	-------

T  
N  
S  
-TC

C

342-STATE AIRCRAFT POOLING BOARD-Professional Services Unadjusted Goal is 20.0%

FUND TYPE	TOTAL EXPENDITURES	TOTAL SPENT WITH NON-HUBS	TOTAL SPENT WITH **ADJ. HUBS 19.1%	TOTAL SPENT WITH *OTHER HUBS 0.9%	BLACK	**ADJUSTED HUB GOAL 19.1% HISPANIC	WOMAN	*OTHER HUB GOAL 1.8% ASIAN PACIFIC	NATIVE AMERICAN
-----------	--------------------	---------------------------	------------------------------------	-----------------------------------	-------	---------------------------------------	-------	---------------------------------------	-----------------

T  
N  
S  
-TC

C

342-STATE AIRCRAFT POOLING BOARD-Other Services Unadjusted Goal is 33.0%

FUND TYPE	TOTAL EXPENDITURES	TOTAL SPENT WITH NON-HUBS	TOTAL SPENT WITH **ADJ. HUBS 33.0%	TOTAL SPENT WITH *OTHER HUBS 1.72%	ASIAN PACIFIC	**ADJUSTED HUB GOAL 33.0% BLACK	HISPANIC	NATIVE AMERICAN	WOMAN
-----------	--------------------	---------------------------	------------------------------------	------------------------------------	---------------	------------------------------------	----------	-----------------	-------

T  
N  
S  
-TC

C

342-STATE AIRCRAFT POOLING BOARD-Commodity Purchasing Unadjusted Goal is 12.6%

FUND TYPE	TOTAL EXPENDITURES	TOTAL SPENT WITH NON-HUBS	TOTAL SPENT WITH **ADJ. HUBS 11.3%	TOTAL SPENT WITH *OTHER HUBS 1.1%	BLACK	**ADJUSTED HUB GOAL 11.5% HISPANIC	WOMAN	*OTHER HUB GOAL 1.1% ASIAN PACIFIC	NATIVE AMERICAN
-----------	--------------------	---------------------------	------------------------------------	-----------------------------------	-------	---------------------------------------	-------	---------------------------------------	-----------------

T  
N  
S  
-TC

C

DB = DEBIT (NEGATIVE AMOUNT) \* = OTHER HUBS \*\* = ADJUSTED HUBS \*\*\* = DOLLARS REPORTED BUT NOT SHOWN IN THESE COLUMNS. SEE COVER LETTER PARA. 4  
T-TREASURY, N-NON-TREASURY, S-SUBCONTRACTOR FUNDS & PROCUREMENT CARD HUB PURCHASES, TC-TERM CONTRACT, C-CONSOLIDATED. SEE PAGE 4 OF HUB REPORT FOR FUND TYPE DESCRIPTION.

344-COMMISSION ON HUMAN RIGHTS-Heavy Construction Unadjusted Goal is 11.8%

FUND TYPE	TOTAL EXPENDITURES	TOTAL SPENT WITH NON-HUBS AMOUNT/%	TOTAL SPENT WITH **ADJ. HUBS 6.3% AMOUNT/%	TOTAL SPENT WITH *OTHER HUBS 5.3% AMOUNT/%	ASIAN PACIFIC AMOUNT/%	**ADJUSTED HUB GOAL 6.6% BLACK AMOUNT/%	HISPANIC AMOUNT/%	NATIVE AMERICAN AMOUNT/%	*OTHER HUB GOAL 5.3% WOMAN AMOUNT/%
T									
N									
S									
-TC									
C									

344-COMMISSION ON HUMAN RIGHTS-Building Construction Unadjusted Goal is 26.1%

FUND TYPE	TOTAL EXPENDITURES	TOTAL SPENT WITH NON-HUBS	TOTAL SPENT WITH **ADJ. HUBS 25.1% AMOUNT/%	TOTAL SPENT WITH *OTHER HUBS 1.0% AMOUNT/%	BLACK AMOUNT/%	**ADJUSTED HUB GOAL 26.1% HISPANIC AMOUNT/%	WOMAN AMOUNT/%	ASIAN PACIFIC AMOUNT/%	NATIVE AMERICAN AMOUNT/%
T									
N									
S									
-TC									
C									

344-COMMISSION ON HUMAN RIGHTS-Special Trade Unadjusted Goal is 57.2%

FUND TYPE	TOTAL EXPENDITURES	TOTAL SPENT WITH NON-HUBS	TOTAL SPENT WITH **ADJ. HUBS 47.0% AMOUNT/%	TOTAL SPENT WITH *OTHER HUBS 10.2% AMOUNT/%	BLACK AMOUNT/%	**ADJUSTED HUB GOAL 47.0% HISPANIC AMOUNT/%	ASIAN PACIFIC AMOUNT/%	NATIVE AMERICAN AMOUNT/%	WOMAN AMOUNT/%
T	\$68	\$68/100 %							
N									
S									
-TC									
C	\$68	\$68/100 %							

344-COMMISSION ON HUMAN RIGHTS-Professional Services Unadjusted Goal is 20.0%

FUND TYPE	TOTAL EXPENDITURES	TOTAL SPENT WITH NON-HUBS	TOTAL SPENT WITH **ADJ. HUBS 18.1% AMOUNT/%	TOTAL SPENT WITH *OTHER HUBS 1.9% AMOUNT/%	BLACK AMOUNT/%	**ADJUSTED HUB GOAL 18.1% HISPANIC AMOUNT/%	WOMAN AMOUNT/%	ASIAN PACIFIC AMOUNT/%	NATIVE AMERICAN AMOUNT/%
T	\$5,000	\$5,000/100 %							
N									
S									
-TC									
C	\$5,000	\$5,000/100 %							

344-COMMISSION ON HUMAN RIGHTS-Other Services Unadjusted Goal is 33.0%

FUND TYPE	TOTAL EXPENDITURES	TOTAL SPENT WITH NON-HUBS	TOTAL SPENT WITH **ADJ. HUBS 33.0% AMOUNT/%	TOTAL SPENT WITH *OTHER HUBS 1.5% AMOUNT/%	ASIAN PACIFIC AMOUNT/%	**ADJUSTED HUB GOAL 33.0% BLACK AMOUNT/%	HISPANIC AMOUNT/%	NATIVE AMERICAN AMOUNT/%	WOMAN AMOUNT/%
T	\$279,356	\$236,532/84.8%	\$42,423/15.1%		\$2,019/.722%		\$10,819/3.87%		\$29,564/10.5%
N									
S									
-TC	\$2,319	\$1,818/82.7%	\$400/17.2%						\$400/17.2%
C	\$277,037	\$235,013/84.8%	\$42,023/15.1%		\$2,019/.728%		\$10,819/3.80%		\$29,184/10.5%

344-COMMISSION ON HUMAN RIGHTS-Commodity Purchasing Unadjusted Goal is 12.6%

FUND TYPE	TOTAL EXPENDITURES	TOTAL SPENT WITH NON-HUBS	TOTAL SPENT WITH **ADJ. HUBS 11.5% AMOUNT/%	TOTAL SPENT WITH *OTHER HUBS 1.1% AMOUNT/%	BLACK AMOUNT/%	**ADJUSTED HUB GOAL 11.5% HISPANIC AMOUNT/%	WOMAN AMOUNT/%	ASIAN PACIFIC AMOUNT/%	NATIVE AMERICAN AMOUNT/%
T	\$27,893	\$11,824/42.3%	\$14,697/52.6%	\$1,372/4.91%	\$8,028/28.7%		\$6,868/23.9%		\$1,372/4.81%
N									
S									
-TC	\$10,317	\$10,317/100 %							
C	\$17,576	\$1,506/8.57%	\$14,697/83.6%	\$1,372/7.80%	\$8,028/45.6%		\$6,868/37.8%		\$1,372/7.80%

DB = DEBIT (NEGATIVE AMOUNT) \* = OTHER HUBS \*\* = ADJUSTED HUBS \*\*\* = DOLLARS REPORTED BUT NOT SHOWN IN THESE COLUMNS. SEE COVER LETTER PARA. 4  
T=TREASURY, N=NON-TREASURY, S=SUBCONTRACTOR FUNDS & PROCUREMENT CARD HUB PURCHASES, TC=TERM CONTRACT, C=CONSOLIDATED. SEE PAGE 4 OF HUB REPORT FOR FUND TYPE DESCRIPTION.

347-TEXAS PUBLIC FINANCE AUTHORITY-Heavy Construction Unadjusted Goal is 11.9%

FUND TYPE	TOTAL EXPENDITURES	TOTAL SPENT WITH NON-HUBS AMOUNT/%	TOTAL SPENT WITH **ADJ. HUBS 8.6% AMOUNT/%	TOTAL SPENT WITH *OTHER HUBS 5.3% AMOUNT/%	**ADJUSTED HUB GOAL 8.6%				*OTHER HUB GOAL 5.3% WOMAN AMOUNT/%
					ASIAN PACIFIC AMOUNT/%	BLACK AMOUNT/%	HISPANIC AMOUNT/%	NATIVE AMERICAN AMOUNT/%	

T  
N  
S  
-TC  
C

347-TEXAS PUBLIC FINANCE AUTHORITY-Building Construction Unadjusted Goal is 28.1%

FUND TYPE	TOTAL EXPENDITURES	TOTAL SPENT WITH NON-HUBS	TOTAL SPENT WITH **ADJ. HUBS 25.1%	TOTAL SPENT WITH *OTHER HUBS 1.0%	**ADJUSTED HUB GOAL 25.1%			*OTHER HUB GOAL 1.0%	
					BLACK	HISPANIC	WOMAN	ASIAN PACIFIC	NATIVE AMERICAN

T  
N  
S  
-TC  
C

347-TEXAS PUBLIC FINANCE AUTHORITY-Special Trade Unadjusted Goal is 57.2%

FUND TYPE	TOTAL EXPENDITURES	TOTAL SPENT WITH NON-HUBS	TOTAL SPENT WITH **ADJ. HUBS 47.0%	TOTAL SPENT WITH *OTHER HUBS 10.2%	**ADJUSTED HUB GOAL 47.0%		*OTHER HUB GOAL 10.2%		
					BLACK	HISPANIC	ASIAN PACIFIC	NATIVE AMERICAN	WOMAN

T  
N  
S  
-TC  
C

347-TEXAS PUBLIC FINANCE AUTHORITY-Professional Services Unadjusted Goal is 20.0%

FUND TYPE	TOTAL EXPENDITURES	TOTAL SPENT WITH NON-HUBS	TOTAL SPENT WITH **ADJ. HUBS 18.1%	TOTAL SPENT WITH *OTHER HUBS 1.9%	**ADJUSTED HUB GOAL 18.1%			*OTHER HUB GOAL 1.9%	
					BLACK	HISPANIC	WOMAN	ASIAN PACIFIC	NATIVE AMERICAN

T  
N  
S  
-TC  
C

347-TEXAS PUBLIC FINANCE AUTHORITY-Other Services Unadjusted Goal is 33.0%

FUND TYPE	TOTAL EXPENDITURES	TOTAL SPENT WITH NON-HUBS	TOTAL SPENT WITH **ADJ. HUBS 33.0%	**ADJUSTED HUB GOAL 33.0%				
				ASIAN PACIFIC	BLACK	HISPANIC	NATIVE AMERICAN	WOMAN

T  
N  
S  
-TC  
C

347-TEXAS PUBLIC FINANCE AUTHORITY-Commodity Purchasing Unadjusted Goal is 12.8%

FUND TYPE	TOTAL EXPENDITURES	TOTAL SPENT WITH NON-HUBS	TOTAL SPENT WITH **ADJ. HUBS 11.5%	TOTAL SPENT WITH *OTHER HUBS 1.1%	**ADJUSTED HUB GOAL 11.5%			*OTHER HUB GOAL 1.1%	
					BLACK	HISPANIC	WOMAN	ASIAN PACIFIC	NATIVE AMERICAN

T  
N  
S  
-TC  
C

DB = DEBIT (NEGATIVE AMOUNT) \* = OTHER HUBS \*\* = ADJUSTED HUBS \*\*\* = DOLLARS REPORTED BUT NOT SHOWN IN THESE COLUMNS. SEE COVER LETTER PARA. 4  
T-TREASURY, N-NON-TREASURY, S-SUBCONTRACTOR FUNDS & PROCUREMENT CARD HUB PURCHASES, TC-TERM CONTRACT, C-CONSOLIDATED. SEE PAGE 4 OF HUB REPORT FOR FUND TYPE DESCRIPTION.

352-TEXAS BOND REVIEW BOARD-Heavy Construction Unadjusted Goal is 11.9%

FUND TYPE	TOTAL EXPENDITURES	TOTAL SPENT WITH NON-HUBS AMOUNT/%	TOTAL SPENT WITH **ADJ. HUBS 6.6%	TOTAL SPENT WITH **OTHER HUBS 5.3%	ASIAN PACIFIC AMOUNT/%	BLACK AMOUNT/%	HISPANIC AMOUNT/%	NATIVE AMERICAN AMOUNT/%	*OTHER HUB GOAL 5.3% WOMAN AMOUNT/%
-----------	--------------------	------------------------------------	-----------------------------------	------------------------------------	------------------------	----------------	-------------------	--------------------------	-------------------------------------

T  
N  
S  
-TC  
C

352-TEXAS BOND REVIEW BOARD-Building Construction Unadjusted Goal is 26.1%

FUND TYPE	TOTAL EXPENDITURES	TOTAL SPENT WITH NON-HUBS	TOTAL SPENT WITH **ADJ. HUBS 25.1%	TOTAL SPENT WITH **OTHER HUBS 1.0%	BLACK	HISPANIC	WOMAN	ASIAN PACIFIC	NATIVE AMERICAN
-----------	--------------------	---------------------------	------------------------------------	------------------------------------	-------	----------	-------	---------------	-----------------

T  
N  
S  
-TC  
C

352-TEXAS BOND REVIEW BOARD-Special Trade Unadjusted Goal is 57.2%

FUND TYPE	TOTAL EXPENDITURES	TOTAL SPENT WITH NON-HUBS	TOTAL SPENT WITH **ADJ. HUBS 47.0%	TOTAL SPENT WITH **OTHER HUBS 10.2%	BLACK	HISPANIC	ASIAN PACIFIC	NATIVE AMERICAN	WOMAN
-----------	--------------------	---------------------------	------------------------------------	-------------------------------------	-------	----------	---------------	-----------------	-------

T  
N  
S  
-TC  
C

352-TEXAS BOND REVIEW BOARD-Professional Services Unadjusted Goal is 20.0%

FUND TYPE	TOTAL EXPENDITURES	TOTAL SPENT WITH NON-HUBS	TOTAL SPENT WITH **ADJ. HUBS 18.1%	TOTAL SPENT WITH **OTHER HUBS 1.9%	BLACK	HISPANIC	WOMAN	ASIAN PACIFIC	NATIVE AMERICAN
-----------	--------------------	---------------------------	------------------------------------	------------------------------------	-------	----------	-------	---------------	-----------------

T  
N  
S  
-TC  
C

352-TEXAS BOND REVIEW BOARD-Other Services Unadjusted Goal is 33.0%

FUND TYPE	TOTAL EXPENDITURES	TOTAL SPENT WITH NON-HUBS	TOTAL SPENT WITH **ADJ. HUBS 23.0%	TOTAL SPENT WITH **OTHER HUBS 10.0%	ASIAN PACIFIC	BLACK	HISPANIC	NATIVE AMERICAN	WOMAN
T	\$11,265	\$9,303/82.6%	\$1,962/17.3%						\$1,952/17.3%

T  
N  
S  
-TC  
C

352-TEXAS BOND REVIEW BOARD-Commodity Purchasing Unadjusted Goal is 12.6%

FUND TYPE	TOTAL EXPENDITURES	TOTAL SPENT WITH NON-HUBS	TOTAL SPENT WITH **ADJ. HUBS 11.6%	TOTAL SPENT WITH **OTHER HUBS 1.0%	BLACK	HISPANIC	WOMAN	ASIAN PACIFIC	NATIVE AMERICAN
T	\$26,417	\$22,230/87.4%	\$3,186/12.5%				\$3,186/12.6%		

T  
N  
S  
-TC  
C

DB = DEBIT (NEGATIVE AMOUNT) \* = OTHER HUBS \*\* = ADJUSTED HUBS \*\*\* = DOLLARS REPORTED BUT NOT SHOWN IN THESE COLUMNS. SEE COVER LETTER PARA. 4  
T-TREASURY, N=NON-TREASURY, S=SUBCONTRACTOR FUNDS & PROCUREMENT CARD HUB PURCHASES, TC=TERM CONTRACT, C=CONSOLIDATED. SEE PAGE 4 OF HUB REPORT FOR FUND TYPE DESCRIPTION.



353-TEXAS INCENTIVE & PRODUCTIVITY COMM.-Heavy Construction Unadjusted Goal is 11.9%

FUND TYPE	TOTAL EXPENDITURES	TOTAL SPENT WITH NON-HUBS AMOUNT/%	TOTAL SPENT WITH **ADJ. HUBS 6.8% AMOUNT/%	TOTAL SPENT WITH *OTHER HUBS 5.1% AMOUNT/%	ASIAN PACIFIC AMOUNT/%	BLACK AMOUNT/%	HISPANIC AMOUNT/%	NATIVE AMERICAN AMOUNT/%	*OTHER HUB GOAL 5.3% WOMAN AMOUNT/%
-----------	--------------------	------------------------------------	--	--	------------------------	----------------	-------------------	--------------------------	-------------------------------------

T  
N  
S  
-TC

C

353-TEXAS INCENTIVE & PRODUCTIVITY COMM.-Building Construction Unadjusted Goal is 26.1%

FUND TYPE	TOTAL EXPENDITURES	TOTAL SPENT WITH NON-HUBS	TOTAL SPENT WITH **ADJ. HUBS 25.1%	TOTAL SPENT WITH *OTHER HUBS 1.0%	BLACK	HISPANIC	WOMAN	ASIAN PACIFIC	NATIVE AMERICAN
-----------	--------------------	---------------------------	------------------------------------	-----------------------------------	-------	----------	-------	---------------	-----------------

T  
N  
S  
-TC

C

353-TEXAS INCENTIVE & PRODUCTIVITY COMM.-Special Trade Unadjusted Goal is 57.2%

FUND TYPE	TOTAL EXPENDITURES	TOTAL SPENT WITH NON-HUBS	TOTAL SPENT WITH **ADJ. HUBS 47.0%	TOTAL SPENT WITH *OTHER HUBS 10.2%	BLACK	HISPANIC	ASIAN PACIFIC	NATIVE AMERICAN	WOMAN
-----------	--------------------	---------------------------	------------------------------------	------------------------------------	-------	----------	---------------	-----------------	-------

T  
N  
S  
-TC

C

353-TEXAS INCENTIVE & PRODUCTIVITY COMM.-Professional Services Unadjusted Goal is 20.0%

FUND TYPE	TOTAL EXPENDITURES	TOTAL SPENT WITH NON-HUBS	TOTAL SPENT WITH **ADJ. HUBS 18.1%	TOTAL SPENT WITH *OTHER HUBS 1.9%	BLACK	HISPANIC	WOMAN	ASIAN PACIFIC	NATIVE AMERICAN
-----------	--------------------	---------------------------	------------------------------------	-----------------------------------	-------	----------	-------	---------------	-----------------

T  
N  
S  
-TC

C

353-TEXAS INCENTIVE & PRODUCTIVITY COMM.-Other Services Unadjusted Goal is 33.0%

FUND TYPE	TOTAL EXPENDITURES	TOTAL SPENT WITH NON-HUBS	TOTAL SPENT WITH **ADJ. HUBS 25.0%	ASIAN PACIFIC	BLACK	HISPANIC	NATIVE AMERICAN	WOMAN
-----------	--------------------	---------------------------	------------------------------------	---------------	-------	----------	-----------------	-------

T  
N  
S  
-TC

C

353-TEXAS INCENTIVE & PRODUCTIVITY COMM.-Commodity Purchasing Unadjusted Goal is 12.6%

FUND TYPE	TOTAL EXPENDITURES	TOTAL SPENT WITH NON-HUBS	TOTAL SPENT WITH **ADJ. HUBS 11.5%	TOTAL SPENT WITH *OTHER HUBS 1.1%	BLACK	HISPANIC	WOMAN	ASIAN PACIFIC	NATIVE AMERICAN
-----------	--------------------	---------------------------	------------------------------------	-----------------------------------	-------	----------	-------	---------------	-----------------

T  
N  
S  
-TC

C

DB = DEBIT (NEGATIVE AMOUNT) \* = OTHER HUBS \*\* = ADJUSTED HUBS \*\*\* = DOLLARS REPORTED BUT NOT SHOWN IN THESE COLUMNS. SEE COVER LETTER PARA. 4  
T=TREASURY, N=NON-TREASURY, S=SUBCONTRACTOR FUNDS & PROCUREMENT CARD HUB PURCHASES, TC=TERM CONTRACT, C=CONSOLIDATED. SEE PAGE 4 OF HUB REPORT FOR FUND TYPE DESCRIPTION.

354-TEXAS AEROSPACE COMMISSION-Heavy Construction Unadjusted Goal is 11.8%

FUND TYPE	TOTAL EXPENDITURES	TOTAL SPENT WITH NON-HUBS AMOUNT/%	TOTAL SPENT WITH **ADJ. HUBS 8.2% AMOUNT/%	TOTAL SPENT WITH *OTHER HUBS 5.3% AMOUNT/%	**ADJUSTED HUB GOAL 8.6% BLACK AMOUNT/%	HISPANIC AMOUNT/%	NATIVE AMERICAN AMOUNT/%	*OTHER HUB GOAL 5.3% WOMAN AMOUNT/%
T								
N								
S								
-TC								
C								

354-TEXAS AEROSPACE COMMISSION-Building Construction Unadjusted Goal is 26.1%

FUND TYPE	TOTAL EXPENDITURES	TOTAL SPENT WITH NON-HUBS	TOTAL SPENT WITH **ADJ. HUBS 25.1%	TOTAL SPENT WITH *OTHER HUBS 1.0%	**ADJUSTED HUB GOAL 25.1% BLACK	HISPANIC	WOMAN	*OTHER HUB GOAL 1.0% ASIAN PACIFIC	NATIVE AMERICAN
T									
N									
S									
-TC									
C									

354-TEXAS AEROSPACE COMMISSION-Special Trade Unadjusted Goal is 57.2%

FUND TYPE	TOTAL EXPENDITURES	TOTAL SPENT WITH NON-HUBS	TOTAL SPENT WITH **ADJ. HUBS 47.0%	TOTAL SPENT WITH *OTHER HUBS 10.2%	**ADJUSTED HUB GOAL 47.0% BLACK	HISPANIC	ASIAN PACIFIC	NATIVE AMERICAN	WOMAN
T									
N									
S									
-TC									
C									

354-TEXAS AEROSPACE COMMISSION-Professional Services Unadjusted Goal is 20.0%

FUND TYPE	TOTAL EXPENDITURES	TOTAL SPENT WITH NON-HUBS	TOTAL SPENT WITH **ADJ. HUBS 18.1%	TOTAL SPENT WITH *OTHER HUBS 1.9%	**ADJUSTED HUB GOAL 18.1% BLACK	HISPANIC	WOMAN	*OTHER HUB GOAL 1.9% ASIAN PACIFIC	NATIVE AMERICAN
T									
N									
S									
-TC									
C									

354-TEXAS AEROSPACE COMMISSION-Other Services Unadjusted Goal is 33.0%

FUND TYPE	TOTAL EXPENDITURES	TOTAL SPENT WITH NON-HUBS	TOTAL SPENT WITH **ADJ. HUBS 33.0%	TOTAL SPENT WITH *OTHER HUBS 1.9%	**ADJUSTED HUB GOAL 33.0% ASIAN PACIFIC	BLACK	HISPANIC	NATIVE AMERICAN	WOMAN
T	\$16,085	\$15,873/97.4%	\$412/2.56%						\$412/2.56%
N									
S									
-TC	\$489	\$374/76.5%	\$115/23.4%						\$115/23.4%
C	\$15,695	\$15,288/88.0%	\$287/1.80%						\$287/1.80%

354-TEXAS AEROSPACE COMMISSION-Commodity Purchasing Unadjusted Goal is 12.6%

FUND TYPE	TOTAL EXPENDITURES	TOTAL SPENT WITH NON-HUBS	TOTAL SPENT WITH **ADJ. HUBS 11.8%	TOTAL SPENT WITH *OTHER HUBS 1.1%	**ADJUSTED HUB GOAL 11.5% BLACK	HISPANIC	WOMAN	*OTHER HUB GOAL 1.1% ASIAN PACIFIC	NATIVE AMERICAN
T	\$3,744	\$2,841/76.5%	\$779/20.8%	\$23/.614%	\$779/20.8%			\$23/.614%	
N									
S									
-TC	\$495		\$495/100%		\$495/100%				
C	\$3,249	\$2,941/90.5%	\$284/8.76%	\$23/.707%	\$284/8.76%			\$23/.707%	

DB = DEBIT (NEGATIVE AMOUNT) \* = OTHER HUBS \*\* = ADJUSTED HUBS \*\*\* = DOLLARS REPORTED BUT NOT SHOWN IN THESE COLUMNS. SEE COVER LETTER PARA. 4  
T=TREASURY, N=NON-TREASURY, S=SUBCONTRACTOR FUNDS & PROCUREMENT CARD HUB PURCHASES, TC=TERM CONTRACT, C=CONSOLIDATED. SEE PAGE 4 OF HUB REPORT FOR FUND TYPE DESCRIPTION.

355-CHILDREN'S TRUST FUND OF TX COUNCIL-Heavy Construction Unadjusted Goal is 11.9%

FUND TYPE	TOTAL EXPENDITURES	TOTAL SPENT WITH NON-HUBS AMOUNT/%	TOTAL SPENT WITH **ADJ. HUBS 6.1% AMOUNT/%	TOTAL SPENT WITH *OTHER HUBS 5.8% AMOUNT/%	**ADJUSTED HUB GOAL 6.8%				*OTHER HUB GOAL 5.3%	
					ASIAN PACIFIC AMOUNT/%	BLACK AMOUNT/%	HISPANIC AMOUNT/%	NATIVE AMERICAN AMOUNT/%	WOMAN AMOUNT/%	

T  
N  
S  
-TC  
C

355-CHILDREN'S TRUST FUND OF TX COUNCIL-Building Construction Unadjusted Goal is 26.1%

FUND TYPE	TOTAL EXPENDITURES	TOTAL SPENT WITH NON-HUBS	TOTAL SPENT WITH **ADJ. HUBS 25.1%	TOTAL SPENT WITH *OTHER HUBS 1.0%	**ADJUSTED HUB GOAL 25.1%			*OTHER HUB GOAL 1.0%	
					BLACK	HISPANIC	WOMAN	ASIAN PACIFIC	NATIVE AMERICAN

T  
N  
S  
-TC  
C

355-CHILDREN'S TRUST FUND OF TX COUNCIL-Special Trade Unadjusted Goal is 57.2%

FUND TYPE	TOTAL EXPENDITURES	TOTAL SPENT WITH NON-HUBS	TOTAL SPENT WITH **ADJ. HUBS 47.0%	TOTAL SPENT WITH *OTHER HUBS 10.2%	**ADJUSTED HUB GOAL 47.0%		*OTHER HUB GOAL 10.2%		
					BLACK	HISPANIC	ASIAN PACIFIC	NATIVE AMERICAN	WOMAN

T  
N  
S  
-TC  
C

355-CHILDREN'S TRUST FUND OF TX COUNCIL-Professional Services Unadjusted Goal is 20.0%

FUND TYPE	TOTAL EXPENDITURES	TOTAL SPENT WITH NON-HUBS	TOTAL SPENT WITH **ADJ. HUBS 18.1%	TOTAL SPENT WITH *OTHER HUBS 1.9%	**ADJUSTED HUB GOAL 18.1%			*OTHER HUB GOAL 1.9%	
					BLACK	HISPANIC	WOMAN	ASIAN PACIFIC	NATIVE AMERICAN

T  
N  
S  
-TC  
C

355-CHILDREN'S TRUST FUND OF TX COUNCIL-Other Services Unadjusted Goal is 33.0%

FUND TYPE	TOTAL EXPENDITURES	TOTAL SPENT WITH NON-HUBS	TOTAL SPENT WITH **ADJ. HUBS 33.0%	**ADJUSTED HUB GOAL 33.0%				
				ASIAN PACIFIC	BLACK	HISPANIC	NATIVE AMERICAN	WOMAN

T  
N  
S  
-TC  
C

355-CHILDREN'S TRUST FUND OF TX COUNCIL-Commodity Purchasing Unadjusted Goal is 12.6%

FUND TYPE	TOTAL EXPENDITURES	TOTAL SPENT WITH NON-HUBS	TOTAL SPENT WITH **ADJ. HUBS 11.5%	TOTAL SPENT WITH *OTHER HUBS 1.1%	**ADJUSTED HUB GOAL 11.5%			*OTHER HUB GOAL 1.1%	
					BLACK	HISPANIC	WOMAN	ASIAN PACIFIC	NATIVE AMERICAN

T  
N  
S  
-TC  
C

OR = DEBIT (NEGATIVE AMOUNT) \* = OTHER HUBS \*\* = ADJUSTED HUBS \*\*\* = DOLLARS REPORTED BUT NOT SHOWN IN THESE COLUMNS. SEE COVER LETTER PARA. 4  
T-TREASURY, N-MON-TREASURY, S-SUBCONTRACTOR FUNDS & PROCUREMENT CARD HUB PURCHASES, TC-TERM CONTRACT, C-CONSOLIDATED. SEE PAGE 4 OF HUB REPORT FOR FUND TYPE DESCRIPTION.

356-TEXAS ETHICS COMMISSION-Heavy Construction Unadjusted Goal is 11.9%

FUND TYPE	TOTAL EXPENDITURES	TOTAL SPENT WITH NON-HUBS AMOUNT/%	TOTAL SPENT WITH **ADJ. HUBS 8.9%	TOTAL SPENT WITH *OTHER HUBS 5.3%	ASIAN PACIFIC AMOUNT/%	**ADJUSTED HUB GOAL 6.6%	BLACK AMOUNT/%	HISPANIC AMOUNT/%	NATIVE AMERICAN AMOUNT/%	*OTHER HUB GOAL 5.9% WOMAN AMOUNT/%
-----------	--------------------	------------------------------------	-----------------------------------	-----------------------------------	------------------------	--------------------------	----------------	-------------------	--------------------------	-------------------------------------

T  
N  
S  
-TC

C

356-TEXAS ETHICS COMMISSION-Building Construction Unadjusted Goal is 26.1%

FUND TYPE	TOTAL EXPENDITURES	TOTAL SPENT WITH NON-HUBS	TOTAL SPENT WITH **ADJ. HUBS 25.1%	TOTAL SPENT WITH *OTHER HUBS 1.9%	BLACK	**ADJUSTED HUB GOAL 26.1%	HISPANIC	WOMAN	*OTHER HUB GOAL 1.0%	ASIAN PACIFIC	NATIVE AMERICAN
-----------	--------------------	---------------------------	------------------------------------	-----------------------------------	-------	---------------------------	----------	-------	----------------------	---------------	-----------------

T  
N  
S  
-TC

C

356-TEXAS ETHICS COMMISSION-Special Trade Unadjusted Goal is 57.2%

FUND TYPE	TOTAL EXPENDITURES	TOTAL SPENT WITH NON-HUBS	TOTAL SPENT WITH **ADJ. HUBS 47.0%	TOTAL SPENT WITH *OTHER HUBS 10.2%	BLACK	**ADJUSTED HUB GOAL 47.0%	HISPANIC	ASIAN PACIFIC	NATIVE AMERICAN	WOMAN
-----------	--------------------	---------------------------	------------------------------------	------------------------------------	-------	---------------------------	----------	---------------	-----------------	-------

T  
N  
S  
-TC

C

356-TEXAS ETHICS COMMISSION-Professional Services Unadjusted Goal is 20.0%

FUND TYPE	TOTAL EXPENDITURES	TOTAL SPENT WITH NON-HUBS	TOTAL SPENT WITH **ADJ. HUBS 18.1%	TOTAL SPENT WITH *OTHER HUBS 1.9%	BLACK	**ADJUSTED HUB GOAL 18.1%	HISPANIC	WOMAN	*OTHER HUB GOAL 1.0%	ASIAN PACIFIC	NATIVE AMERICAN
-----------	--------------------	---------------------------	------------------------------------	-----------------------------------	-------	---------------------------	----------	-------	----------------------	---------------	-----------------

T  
N  
S  
-TC

C

356-TEXAS ETHICS COMMISSION-Other Services Unadjusted Goal is 33.0%

FUND TYPE	TOTAL EXPENDITURES	TOTAL SPENT WITH NON-HUBS	TOTAL SPENT WITH **ADJ. HUBS 33.0%	ASIAN PACIFIC	BLACK	**ADJUSTED HUB GOAL 33.0%	HISPANIC	NATIVE AMERICAN	WOMAN
-----------	--------------------	---------------------------	------------------------------------	---------------	-------	---------------------------	----------	-----------------	-------

T  
N  
S  
-TC

C

356-TEXAS ETHICS COMMISSION-Commodity Purchasing Unadjusted Goal is 12.5%

FUND TYPE	TOTAL EXPENDITURES	TOTAL SPENT WITH NON-HUBS	TOTAL SPENT WITH **ADJ. HUBS 11.5%	TOTAL SPENT WITH *OTHER HUBS 1.1%	BLACK	**ADJUSTED HUB GOAL 11.5%	HISPANIC	WOMAN	*OTHER HUB GOAL 1.1%	ASIAN PACIFIC	NATIVE AMERICAN
-----------	--------------------	---------------------------	------------------------------------	-----------------------------------	-------	---------------------------	----------	-------	----------------------	---------------	-----------------

T  
N  
S  
-TC

C

DB = DEBIT (NEGATIVE AMOUNT) \* = OTHER HUBS \*\* = ADJUSTED HUBS \*\*\* = DOLLARS REPORTED BUT NOT SHOWN IN THESE COLUMNS. SEE COVER LETTER PARA. 4  
T=TREASURY, N=NON-TREASURY, S=SUBCONTRACTOR FUNDS & PROCUREMENT CARD HUB PURCHASES, TC=TERM CONTRACT, C=CONSOLIDATED. SEE PAGE 4 OF HUB REPORT FOR FUND TYPE DESCRIPTION.

FUND TYPE	TOTAL EXPENDITURES	TOTAL SPENT WITH NON-HUBS AMOUNT/%	TOTAL SPENT WITH **ADJ. HUBS 5.3% AMOUNT/%	TOTAL SPENT WITH *OTHER HUBS 5.3% AMOUNT/%	COUNSEL-Heavy Construction Unadjusted Goal is 11.9% **ADJUSTED HUB GOAL 6.6%				*OTHER HUB GOAL 5.3% WOMAN AMOUNT/%
					ASIAN PACIFIC AMOUNT/%	BLACK AMOUNT/%	HISPANIC AMOUNT/%	NATIVE AMERICAN AMOUNT/%	

T  
N  
S  
-TC

C

FUND TYPE	TOTAL EXPENDITURES	TOTAL SPENT WITH NON-HUBS	TOTAL SPENT WITH **ADJ. HUBS 25.1% AMOUNT/%	TOTAL SPENT WITH *OTHER HUBS 1.0% AMOUNT/%	COUNSEL-Building Construction Unadjusted Goal is 26.1% **ADJUSTED HUB GOAL 25.1%			*OTHER HUB GOAL 1.0%	
					BLACK	HISPANIC	WOMAN	ASIAN PACIFIC	NATIVE AMERICAN

T  
N  
S  
-TC

C

FUND TYPE	TOTAL EXPENDITURES	TOTAL SPENT WITH NON-HUBS	TOTAL SPENT WITH **ADJ. HUBS 47.0% AMOUNT/%	TOTAL SPENT WITH *OTHER HUBS 10.2% AMOUNT/%	COUNSEL-Special Trade Unadjusted Goal is 57.2% **ADJUSTED HUB GOAL 47.0%		*OTHER HUB GOAL 10.2%		
					BLACK	HISPANIC	ASIAN PACIFIC	NATIVE AMERICAN	WOMAN

T  
N  
S  
-TC

C

FUND TYPE	TOTAL EXPENDITURES	TOTAL SPENT WITH NON-HUBS	TOTAL SPENT WITH **ADJ. HUBS 18.1% AMOUNT/%	TOTAL SPENT WITH *OTHER HUBS 1.8% AMOUNT/%	COUNSEL-Professional Services Unadjusted Goal is 20.0% **ADJUSTED HUB GOAL 18.1%			*OTHER HUB GOAL 1.8%	
					BLACK	HISPANIC	WOMAN	ASIAN PACIFIC	NATIVE AMERICAN

T  
N  
S  
-TC

C

FUND TYPE	TOTAL EXPENDITURES	TOTAL SPENT WITH NON-HUBS	TOTAL SPENT WITH **ADJ. HUBS 23.0% AMOUNT/%	TOTAL SPENT WITH *OTHER HUBS 1.1% AMOUNT/%	COUNSEL-Other Services Unadjusted Goal is 33.0% **ADJUSTED HUB GOAL 33.0%				
					ASIAN PACIFIC	BLACK	HISPANIC	NATIVE AMERICAN	WOMAN

T  
N  
S  
-TC

C

FUND TYPE	TOTAL EXPENDITURES	TOTAL SPENT WITH NON-HUBS	TOTAL SPENT WITH **ADJ. HUBS 11.5% AMOUNT/%	TOTAL SPENT WITH *OTHER HUBS 1.1% AMOUNT/%	COUNSEL-Commodity Purchasing Unadjusted Goal is 12.6% **ADJUSTED HUB GOAL 11.5%			*OTHER HUB GOAL 1.1%	
					BLACK	HISPANIC	WOMAN	ASIAN PACIFIC	NATIVE AMERICAN

T  
N  
S  
-TC

C

DB = DEBIT (NEGATIVE AMOUNT) \* = OTHER HUBS \*\* = ADJUSTED HUBS \*\*\* = DOLLARS REPORTED BUT NOT SHOWN IN THESE COLUMNS. SEE COVER LETTER PARA. 4  
T-TREASURY, N-NON-TREASURY, S-SUBCONTRACTOR FUNDS & PROCUREMENT CARD HUB PURCHASES, TC-TERM CONTRACT, C-CONSOLIDATED. SEE PAGE 4 OF HUB REPORT FOR FUND TYPE DESCRIPTION.

360-STATE OFC OF ADMINISTRATIVE HEARINGS-Heavy Construction Unadjusted Goal is 11.9%

FUND TYPE	TOTAL EXPENDITURES	TOTAL SPENT WITH NON-HUBS AMOUNT/%	TOTAL SPENT WITH **ADJ. HUBS 8.4%	TOTAL SPENT WITH **OTHER HUBS 3.5%	ASIAN PACIFIC AMOUNT/%	BLACK AMOUNT/%	HISPANIC AMOUNT/%	NATIVE AMERICAN AMOUNT/%	**OTHER HUB GOAL 5.3% WOMAN AMOUNT/%
-----------	--------------------	------------------------------------	-----------------------------------	------------------------------------	------------------------	----------------	-------------------	--------------------------	--------------------------------------

T  
N  
S  
-TC

C

360-STATE OFC OF ADMINISTRATIVE HEARINGS-Building Construction Unadjusted Goal is 26.1%

FUND TYPE	TOTAL EXPENDITURES	TOTAL SPENT WITH NON-HUBS	TOTAL SPENT WITH **ADJ. HUBS 15.3%	TOTAL SPENT WITH **OTHER HUBS 10.8%	BLACK	HISPANIC	WOMAN	ASIAN PACIFIC	NATIVE AMERICAN
-----------	--------------------	---------------------------	------------------------------------	-------------------------------------	-------	----------	-------	---------------	-----------------

T  
N  
S  
-TC

C

360-STATE OFC OF ADMINISTRATIVE HEARINGS-Special Trade Unadjusted Goal is 57.2%

FUND TYPE	TOTAL EXPENDITURES	TOTAL SPENT WITH NON-HUBS	TOTAL SPENT WITH **ADJ. HUBS 47.4%	TOTAL SPENT WITH **OTHER HUBS 10.2%	BLACK	HISPANIC	ASIAN PACIFIC	NATIVE AMERICAN	WOMAN
-----------	--------------------	---------------------------	------------------------------------	-------------------------------------	-------	----------	---------------	-----------------	-------

T  
N  
S  
-TC

C

360-STATE OFC OF ADMINISTRATIVE HEARINGS-Professional Services Unadjusted Goal is 20.0%

FUND TYPE	TOTAL EXPENDITURES	TOTAL SPENT WITH NON-HUBS	TOTAL SPENT WITH **ADJ. HUBS 15.1%	TOTAL SPENT WITH **OTHER HUBS 4.9%	BLACK	HISPANIC	WOMAN	ASIAN PACIFIC	NATIVE AMERICAN
-----------	--------------------	---------------------------	------------------------------------	------------------------------------	-------	----------	-------	---------------	-----------------

T  
N  
S  
-TC

C

360-STATE OFC OF ADMINISTRATIVE HEARINGS-Other Services Unadjusted Goal is 33.0%

FUND TYPE	TOTAL EXPENDITURES	TOTAL SPENT WITH NON-HUBS	TOTAL SPENT WITH **ADJ. HUBS 33.0%	ASIAN PACIFIC	BLACK	HISPANIC	NATIVE AMERICAN	WOMAN
-----------	--------------------	---------------------------	------------------------------------	---------------	-------	----------	-----------------	-------

T  
N  
S  
-TC

C

360-STATE OFC OF ADMINISTRATIVE HEARINGS-Commodity Purchasing Unadjusted Goal is 12.6%

FUND TYPE	TOTAL EXPENDITURES	TOTAL SPENT WITH NON-HUBS	TOTAL SPENT WITH **ADJ. HUBS 11.3%	TOTAL SPENT WITH **OTHER HUBS 1.3%	BLACK	HISPANIC	WOMAN	ASIAN PACIFIC	NATIVE AMERICAN
-----------	--------------------	---------------------------	------------------------------------	------------------------------------	-------	----------	-------	---------------	-----------------

T  
N  
S  
-TC

C

DB = DEBIT (NEGATIVE AMOUNT)    \* = OTHER HUBS    \*\* = ADJUSTED HUBS    \*\*\* = DOLLARS REPORTED BUT NOT SHOWN IN THESE COLUMNS. SEE COVER LETTER PARA. 4  
T-TREASURY, N=NON-TREASURY, S-SUBCONTRACTOR FUNDS & PROCUREMENT CARD HUB PURCHASES, TC-TERM CONTRACT, C-CONSOLIDATED. SEE PAGE 4 OF HUB REPORT FOR FUND TYPE DESCRIPTION.

362-TEXAS LOTTERY COMMISSION-Heavy Construction Unadjusted Goal is 11.9%

FUND TYPE	TOTAL EXPENDITURES	TOTAL SPENT WITH NON-HUBS AMOUNT/%	TOTAL SPENT WITH **ADJ. HUBS 6.6% AMOUNT/%	TOTAL SPENT WITH *OTHER HUBS 5.3% AMOUNT/%	ASIAN PACIFIC AMOUNT/%	**ADJUSTED HUB GOAL 6.6% BLACK AMOUNT/%	HISPANIC AMOUNT/%	NATIVE AMERICAN AMOUNT/%	*OTHER HUB GOAL 5.3% WOMAN AMOUNT/%
-----------	--------------------	------------------------------------	--	--	------------------------	---	-------------------	--------------------------	-------------------------------------

T									
N									
S									
-TC									
C									

362-TEXAS LOTTERY COMMISSION-Building Construction Unadjusted Goal is 26.1%

FUND TYPE	TOTAL EXPENDITURES	TOTAL SPENT WITH NON-HUBS	TOTAL SPENT WITH **ADJ. HUBS 26.1%	TOTAL SPENT WITH *OTHER HUBS 1.0%	BLACK	HISPANIC	WOMAN	*OTHER HUB GOAL 1.0% ASIAN PACIFIC	NATIVE AMERICAN
-----------	--------------------	---------------------------	------------------------------------	-----------------------------------	-------	----------	-------	------------------------------------	-----------------

T									
N									
S									
-TC									
C									

362-TEXAS LOTTERY COMMISSION-Special Trade Unadjusted Goal is 57.2%

FUND TYPE	TOTAL EXPENDITURES	TOTAL SPENT WITH NON-HUBS	TOTAL SPENT WITH **ADJ. HUBS 47.0%	TOTAL SPENT WITH *OTHER HUBS 10.2%	BLACK	HISPANIC	ASIAN PACIFIC	NATIVE AMERICAN	WOMAN
-----------	--------------------	---------------------------	------------------------------------	------------------------------------	-------	----------	---------------	-----------------	-------

T	\$14,612	\$14,612/100 %							
N									
S									
-TC									
C	\$14,612	\$14,612/100 %							

362-TEXAS LOTTERY COMMISSION-Professional Services Unadjusted Goal is 20.0%

FUND TYPE	TOTAL EXPENDITURES	TOTAL SPENT WITH NON-HUBS	TOTAL SPENT WITH **ADJ. HUBS 16.1%	TOTAL SPENT WITH *OTHER HUBS 1.8%	BLACK	HISPANIC	WOMAN	*OTHER HUB GOAL 1.8% ASIAN PACIFIC	NATIVE AMERICAN
-----------	--------------------	---------------------------	------------------------------------	-----------------------------------	-------	----------	-------	------------------------------------	-----------------

T	\$244,682	\$244,682/100 %							
N									
S	***	***	\$58,335/26.7%			\$58,335/26.7%			
-TC									
C	\$244,682	\$244,682/100 %	\$58,335/24.2%			\$58,335/24.2%			

362-TEXAS LOTTERY COMMISSION-Other Services Unadjusted Goal is 33.0%

FUND TYPE	TOTAL EXPENDITURES	TOTAL SPENT WITH NON-HUBS	TOTAL SPENT WITH **ADJ. HUBS 20.0%	ASIAN PACIFIC	BLACK	HISPANIC	NATIVE AMERICAN	WOMAN
-----------	--------------------	---------------------------	------------------------------------	---------------	-------	----------	-----------------	-------

T	\$135,027,673	\$131,215,547/97.1%	\$3,812,326/2.82%	\$228,036/.168%	\$3,016,935/2.23%	\$59,660/.044%		\$507,703/.376%
N								
S	***	***	\$8,390,396/4.77%	\$181,175/.142%	\$1,208,159/.902%	\$4,043,188/3.02%		\$947,670/.708%
-TC	\$30,405	\$30,405/100 %						
C	\$134,997,488	\$131,185,142/97.1%	\$10,202,722/7.55%	\$419,216/.310%	\$4,225,094/3.12%	\$4,102,837/3.03%		\$1,455,574/1.07%

362-TEXAS LOTTERY COMMISSION-Commodity Purchasing Unadjusted Goal is 12.6%

FUND TYPE	TOTAL EXPENDITURES	TOTAL SPENT WITH NON-HUBS	TOTAL SPENT WITH **ADJ. HUBS 11.5%	TOTAL SPENT WITH *OTHER HUBS 1.1%	BLACK	HISPANIC	WOMAN	*OTHER HUB GOAL 1.1% ASIAN PACIFIC	NATIVE AMERICAN
-----------	--------------------	---------------------------	------------------------------------	-----------------------------------	-------	----------	-------	------------------------------------	-----------------

T	\$3,658,673	\$3,380,267/87.6%	\$295,042/10.2%	\$82,384/2.18%	\$97,721/2.53%	\$84,965/2.56%	\$188,354/5.14%	\$82,610/2.14%	\$753/.019%
N									
S	***	***	\$18,246/.703%		\$5,031/.193%	\$13,215/.509%			
-TC	\$243,912	\$243,787/99.8%	\$144/.059%				\$144/.058%		
C	\$3,614,761	\$3,136,500/86.7%	\$413,148/11.4%	\$83,384/2.30%	\$102,762/2.84%	\$112,181/3.10%	\$188,209/5.48%	\$82,610/2.25%	\$753/.020%

DB = DEBIT (NEGATIVE AMOUNT) \* = OTHER HUBS \*\* = ADJUSTED HUBS \*\*\* = DOLLARS REPORTED BUT NOT SHOWN IN THESE COLUMNS. SEE COVER LETTER PARA. 4  
T-TREASURY, N-NON-TREASURY, S-SUBCONTRACTOR FUNDS & PROCUREMENT CARD HUB PURCHASES, TC-TERM CONTRACT, C-CONSOLIDATED. SEE PAGE 4 OF HUB REPORT FOR FUND TYPE DESCRIPTION.

FUND TYPE	TOTAL EXPENDITURES	TOTAL SPENT WITH NON-HUBS AMOUNT/%	364-HEALTH PROFESSIONS COUNCIL-Heavy Construction Unadjusted Goal is 11.9%		**ADJUSTED HUB GOAL 6.6%				*OTHER HUB GOAL 5.3% WOMAN AMOUNT/%
			TOTAL SPENT WITH **ADJ. HUBS 6.6% AMOUNT/%	TOTAL SPENT WITH *OTHER HUBS 5.3% AMOUNT/%	ASIAN PACIFIC AMOUNT/%	BLACK AMOUNT/%	HISPANIC AMOUNT/%	NATIVE AMERICAN AMOUNT/%	

T  
N  
S  
-TC  
-----  
C

FUND TYPE	TOTAL EXPENDITURES	TOTAL SPENT WITH NON-HUBS	364-HEALTH PROFESSIONS COUNCIL-Building Construction Unadjusted Goal is 26.1%		**ADJUSTED HUB GOAL 25.1%			*OTHER HUB GOAL 1.0%	
			TOTAL SPENT WITH **ADJ. HUBS 25.1%	TOTAL SPENT WITH *OTHER HUBS 1.0%	BLACK	HISPANIC	WOMAN	ASIAN PACIFIC	NATIVE AMERICAN

T  
N  
S  
-TC  
-----  
C

FUND TYPE	TOTAL EXPENDITURES	TOTAL SPENT WITH NON-HUBS	364-HEALTH PROFESSIONS COUNCIL-Special Trade Unadjusted Goal is 57.2%		**ADJUSTED HUB GOAL 47.0%		*OTHER HUB GOAL 10.2%		
			TOTAL SPENT WITH **ADJ. HUBS 47.0%	TOTAL SPENT WITH *OTHER HUBS 10.2%	BLACK	HISPANIC	ASIAN PACIFIC	NATIVE AMERICAN	WOMAN

T  
N  
S  
-TC  
-----  
C

FUND TYPE	TOTAL EXPENDITURES	TOTAL SPENT WITH NON-HUBS	364-HEALTH PROFESSIONS COUNCIL-Professional Services Unadjusted Goal is 20.0%		**ADJUSTED HUB GOAL 18.1%			*OTHER HUB GOAL 1.8%	
			TOTAL SPENT WITH **ADJ. HUBS 18.1%	TOTAL SPENT WITH *OTHER HUBS 1.8%	BLACK	HISPANIC	WOMAN	ASIAN PACIFIC	NATIVE AMERICAN

T  
N  
S  
-TC  
-----  
C

FUND TYPE	TOTAL EXPENDITURES	TOTAL SPENT WITH NON-HUBS	364-HEALTH PROFESSIONS COUNCIL-Other Services Unadjusted Goal is 33.0%		**ADJUSTED HUB GOAL 33.0%				
			TOTAL SPENT WITH **ADJ. HUBS 33.0%	ASIAN PACIFIC	BLACK	HISPANIC	NATIVE AMERICAN	WOMAN	

T  
N  
S  
-TC  
-----  
C

FUND TYPE	TOTAL EXPENDITURES	TOTAL SPENT WITH NON-HUBS	364-HEALTH PROFESSIONS COUNCIL-Commodity Purchasing Unadjusted Goal is 12.8%		**ADJUSTED HUB GOAL 11.5%			*OTHER HUB GOAL 1.1%	
			TOTAL SPENT WITH **ADJ. HUBS 11.5%	TOTAL SPENT WITH *OTHER HUBS 1.1%	BLACK	HISPANIC	WOMAN	ASIAN PACIFIC	NATIVE AMERICAN

T  
N  
S  
-TC  
-----  
C

DB = DEBIT (NEGATIVE AMOUNT) \* = OTHER HUBS \*\* = ADJUSTED HUBS \*\*\* = DOLLARS REPORTED BUT NOT SHOWN IN THESE COLUMNS. SEE COVER LETTER PARA. 4  
T-TREASURY, N=NON-TREASURY, S=SUBCONTRACTOR FUNDS & PROCUREMENT CARD HUB PURCHASES, TC=TERM CONTRACT, C=CONSOLIDATED. SEE PAGE 4 OF HUB REPORT FOR FUND TYPE DESCRIPTION.



367-TELECOMM INFRASTRUCTURE FUND-Heavy Construction Unadjusted Goal is 11.9%

FUND TYPE	TOTAL EXPENDITURES	TOTAL SPENT WITH NON-HUBS AMOUNT/%	TOTAL SPENT WITH **ADJ. HUBS 6.9% AMOUNT/%	TOTAL SPENT WITH *OTHER HUBS 5.3% AMOUNT/%	ASIAN PACIFIC AMOUNT/%	**ADJUSTED HUB GOAL 6.6% BLACK AMOUNT/%	HISPANIC AMOUNT/%	NATIVE AMERICAN AMOUNT/%	*OTHER HUB GOAL 6.3% WOMAN AMOUNT/%
-----------	--------------------	------------------------------------	--	--	------------------------	---	-------------------	--------------------------	-------------------------------------

T  
N  
S  
-TC

C

367-TELECOMM INFRASTRUCTURE FUND-Building Construction Unadjusted Goal is 26.1%

FUND TYPE	TOTAL EXPENDITURES	TOTAL SPENT WITH NON-HUBS	TOTAL SPENT WITH **ADJ. HUBS 26.1%	TOTAL SPENT WITH *OTHER HUBS 1.9%	BLACK	HISPANIC	WOMAN	*OTHER HUB GOAL 1.0% ASIAN PACIFIC	NATIVE AMERICAN
-----------	--------------------	---------------------------	------------------------------------	-----------------------------------	-------	----------	-------	------------------------------------	-----------------

T  
N  
S  
-TC

C

367-TELECOMM INFRASTRUCTURE FUND-Special Trade Unadjusted Goal is 57.2%

FUND TYPE	TOTAL EXPENDITURES	TOTAL SPENT WITH NON-HUBS	TOTAL SPENT WITH **ADJ. HUBS 57.2%	TOTAL SPENT WITH *OTHER HUBS 10.2%	BLACK	HISPANIC	ASIAN PACIFIC	NATIVE AMERICAN	WOMAN
-----------	--------------------	---------------------------	------------------------------------	------------------------------------	-------	----------	---------------	-----------------	-------

T  
N  
S  
-TC

C

367-TELECOMM INFRASTRUCTURE FUND-Professional Services Unadjusted Goal is 20.0%

FUND TYPE	TOTAL EXPENDITURES	TOTAL SPENT WITH NON-HUBS	TOTAL SPENT WITH **ADJ. HUBS 18.1%	TOTAL SPENT WITH *OTHER HUBS 1.9%	BLACK	HISPANIC	WOMAN	*OTHER HUB GOAL 1.9% ASIAN PACIFIC	NATIVE AMERICAN
-----------	--------------------	---------------------------	------------------------------------	-----------------------------------	-------	----------	-------	------------------------------------	-----------------

T  
N  
S  
-TC

C

367-TELECOMM INFRASTRUCTURE FUND-Other Services Unadjusted Goal is 33.0%

FUND TYPE	TOTAL EXPENDITURES	TOTAL SPENT WITH NON-HUBS	TOTAL SPENT WITH **ADJ. HUBS 33.0%	ASIAN PACIFIC	BLACK	HISPANIC	NATIVE AMERICAN	WOMAN
-----------	--------------------	---------------------------	------------------------------------	---------------	-------	----------	-----------------	-------

T  
N  
S  
-TC

C

367-TELECOMM INFRASTRUCTURE FUND-Commodity Purchasing Unadjusted Goal is 12.6%

FUND TYPE	TOTAL EXPENDITURES	TOTAL SPENT WITH NON-HUBS	TOTAL SPENT WITH **ADJ. HUBS 11.5%	TOTAL SPENT WITH *OTHER HUBS 1.1%	BLACK	HISPANIC	WOMAN	*OTHER HUB GOAL 1.1% ASIAN PACIFIC	NATIVE AMERICAN
-----------	--------------------	---------------------------	------------------------------------	-----------------------------------	-------	----------	-------	------------------------------------	-----------------

T  
N  
S  
-TC

C

DB = DEBIT (NEGATIVE AMOUNT) \* = OTHER HUBS \*\* = ADJUSTED HUBS \*\*\* = DOLLARS REPORTED BUT NOT SHOWN IN THESE COLUMNS. SEE COVER LETTER PARA. 4  
T=TREASURY, N=NON-TREASURY, S=SUBCONTRACTOR FUNDS & PROCUREMENT CARD HUB PURCHASES, TC=TERM CONTRACT, C=CONSOLIDATED. SEE PAGE 4 OF HUB REPORT FOR FUND TYPE DESCRIPTION.

401-ADJUTANT GENERAL-Heavy Construction Unadjusted Goal is 11.8%

FUND TYPE	TOTAL EXPENDITURES	TOTAL SPENT WITH NON-HUBS AMOUNT/%	TOTAL SPENT WITH **ADJ. HUBS 8.0%	TOTAL SPENT WITH *OTHER HUBS 3.3%	**ADJUSTED HUB GOAL 8.0%				*OTHER HUB GOAL 5.3% WOMAN AMOUNT/%
					ASIAN PACIFIC AMOUNT/%	BLACK AMOUNT/%	HISPANIC AMOUNT/%	NATIVE AMERICAN AMOUNT/%	
T	\$61,876	\$2,658/4.28%		\$59,318/95.7%					\$59,318/95.7%
N									
S									
TC									
C	\$61,876	\$2,658/4.28%		\$59,318/95.7%					\$59,318/95.7%

401-ADJUTANT GENERAL-Building Construction Unadjusted Goal is 26.1%

FUND TYPE	TOTAL EXPENDITURES	TOTAL SPENT WITH NON-HUBS	TOTAL SPENT WITH **ADJ. HUBS 25.1%	TOTAL SPENT WITH *OTHER HUBS 1.0%	**ADJUSTED HUB GOAL 25.1%			*OTHER HUB GOAL 1.0%	
					BLACK	HISPANIC	WOMAN	ASIAN PACIFIC	NATIVE AMERICAN
T	\$62,713	\$41,960/66.8%	\$20,763/33.1%				\$20,763/33.1%		
N									
S									
TC									
C	\$62,713	\$41,960/66.8%	\$20,763/33.1%				\$20,763/33.1%		

401-ADJUTANT GENERAL-Special Trade Unadjusted Goal is 57.2%

FUND TYPE	TOTAL EXPENDITURES	TOTAL SPENT WITH NON-HUBS	TOTAL SPENT WITH **ADJ. HUBS 47.0%	TOTAL SPENT WITH *OTHER HUBS 10.2%	**ADJUSTED HUB GOAL 47.0%			*OTHER HUB GOAL 10.2%		
					BLACK	HISPANIC	WOMAN	ASIAN PACIFIC	NATIVE AMERICAN	WOMAN
T	\$2,088,103	\$1,232,708/59.0%	\$182,140/8.72%	\$673,255/32.2%	\$2,890/.138%	\$179,250/8.58%		\$13,109/.627%	\$660,146/31.6%	
N										
S										
TC	\$2,568		\$2,568/100%				\$2,568/100%			
C	\$2,085,535	\$1,232,706/59.1%	\$179,572/8.61%	\$673,255/32.2%	\$2,890/.138%	\$178,682/8.47%		\$13,109/.628%	\$660,145/31.8%	

401-ADJUTANT GENERAL-Professional Services Unadjusted Goal is 20.0%

FUND TYPE	TOTAL EXPENDITURES	TOTAL SPENT WITH NON-HUBS	TOTAL SPENT WITH **ADJ. HUBS 18.1%	TOTAL SPENT WITH *OTHER HUBS 1.9%	**ADJUSTED HUB GOAL 18.1%			*OTHER HUB GOAL 1.9%	
					BLACK	HISPANIC	WOMAN	ASIAN PACIFIC	NATIVE AMERICAN
T	\$513,093	\$170,241/33.1%	\$342,852/66.8%		\$2,877/.560%	\$338,975/66.2%			
N									
S									
TC									
C	\$513,093	\$170,241/33.1%	\$342,852/66.8%		\$2,877/.560%	\$338,975/66.2%			

401-ADJUTANT GENERAL-Other Services Unadjusted Goal is 33.0%

FUND TYPE	TOTAL EXPENDITURES	TOTAL SPENT WITH NON-HUBS	TOTAL SPENT WITH **ADJ. HUBS 33.0%	**ADJUSTED HUB GOAL 33.0%				
				ASIAN PACIFIC	BLACK	HISPANIC	NATIVE AMERICAN	WOMAN
T	\$3,112,507	\$2,460,541/79.0%	\$651,965/20.9%	\$432/.013%	\$81,412/1.97%	\$18,720/.537%		\$573,401/18.4%
N								
S	***	***	\$37,895/2.27%	\$4,805/.289%	\$32,890/1.88%			
TC	\$135,340	\$135,393/99.8%	\$147/.108%					\$147/.108%
C	\$2,976,966	\$2,325,148/78.1%	\$651,513/23.1%	\$5,237/.175%	\$84,302/3.18%	\$18,720/.561%		\$573,253/19.2%

401-ADJUTANT GENERAL-Commodity Purchasing Unadjusted Goal is 12.6%

FUND TYPE	TOTAL EXPENDITURES	TOTAL SPENT WITH NON-HUBS	TOTAL SPENT WITH **ADJ. HUBS 13.8%	TOTAL SPENT WITH *OTHER HUBS 1.1%	**ADJUSTED HUB GOAL 11.5%			*OTHER HUB GOAL 1.1%	
					BLACK	HISPANIC	WOMAN	ASIAN PACIFIC	NATIVE AMERICAN
T	\$1,358,634DB	\$1,743,831DB	\$356,378	\$28,017	\$3,022	\$41,485	\$310,670	\$28,711	\$305
N									
S									
TC	\$225,619	\$188,826/83.5%	\$36,477/16.1%	\$305/.135%			\$27,913/12.3%	\$8,683/3.78%	\$305/.135%
C	\$1,585,154DB	\$1,832,787DB	\$318,801	\$28,711	\$3,022	\$13,571	\$302,307	\$28,711	

DB = DEBIT (NEGATIVE AMOUNT) \* = OTHER HUBS \*\* = ADJUSTED HUBS \*\*\* = DOLLARS REPORTED BUT NOT SHOWN IN THESE COLUMNS. SEE COVER LETTER PARA. 4  
T-TREASURY, N=NON-TREASURY, S-SUBCONTRACTOR FUNDS & PROCUREMENT CARD HUB PURCHASES, TC=TERM CONTRACT, C=CONSOLIDATED. SEE PAGE 4 OF HUB REPORT FOR FUND TYPE DESCRIPTION.

403-TEXAS VETERANS COMMISSION-Heavy Construction Unadjusted Goal is 11.9%

FUND TYPE	TOTAL EXPENDITURES	TOTAL SPENT WITH NON-HUBS AMOUNT/%	TOTAL SPENT WITH **ADJ. HUBS 5.1% AMOUNT/%	TOTAL SPENT WITH *OTHER HUBS 5.1% AMOUNT/%	ASIAN PACIFIC AMOUNT/%	**ADJUSTED HUB GOAL 5.6% BLACK AMOUNT/%	HISPANIC AMOUNT/%	NATIVE AMERICAN AMOUNT/%	*OTHER HUB GOAL 5.3% WOMAN AMOUNT/%
-----------	--------------------	------------------------------------	--	--	------------------------	---	-------------------	--------------------------	-------------------------------------

T  
N  
S  
-TC  
-----  
C

403-TEXAS VETERANS COMMISSION-Building Construction Unadjusted Goal is 26.1%

FUND TYPE	TOTAL EXPENDITURES	TOTAL SPENT WITH NON-HUBS	TOTAL SPENT WITH **ADJ. HUBS 15.1%	TOTAL SPENT WITH *OTHER HUBS 1.0%	BLACK	**ADJUSTED HUB GOAL 25.1% HISPANIC	WOMAN	*OTHER HUB GOAL 1.0% ASIAN PACIFIC	NATIVE AMERICAN
-----------	--------------------	---------------------------	------------------------------------	-----------------------------------	-------	------------------------------------	-------	------------------------------------	-----------------

T  
N  
S  
-TC  
-----  
C

403-TEXAS VETERANS COMMISSION-Special Trade Unadjusted Goal is 57.2%

FUND TYPE	TOTAL EXPENDITURES	TOTAL SPENT WITH NON-HUBS	TOTAL SPENT WITH **ADJ. HUBS 47.0%	TOTAL SPENT WITH *OTHER HUBS 10.2%	BLACK	**ADJUSTED HUB GOAL 47.0% HISPANIC	ASIAN PACIFIC	*OTHER HUB GOAL 10.2% NATIVE AMERICAN	WOMAN
-----------	--------------------	---------------------------	------------------------------------	------------------------------------	-------	------------------------------------	---------------	---------------------------------------	-------

T  
N  
S  
-TC  
-----  
C

403-TEXAS VETERANS COMMISSION-Professional Services Unadjusted Goal is 20.0%

FUND TYPE	TOTAL EXPENDITURES	TOTAL SPENT WITH NON-HUBS	TOTAL SPENT WITH **ADJ. HUBS 18.1%	TOTAL SPENT WITH *OTHER HUBS 1.9%	BLACK	**ADJUSTED HUB GOAL 18.1% HISPANIC	WOMAN	*OTHER HUB GOAL 1.9% ASIAN PACIFIC	NATIVE AMERICAN
-----------	--------------------	---------------------------	------------------------------------	-----------------------------------	-------	------------------------------------	-------	------------------------------------	-----------------

T  
N  
S  
-TC  
-----  
C

403-TEXAS VETERANS COMMISSION-Other Services Unadjusted Goal is 33.0%

FUND TYPE	TOTAL EXPENDITURES	TOTAL SPENT WITH NON-HUBS	TOTAL SPENT WITH **ADJ. HUBS 33.0%	ASIAN PACIFIC	**ADJUSTED HUB GOAL 33.0% BLACK	HISPANIC	NATIVE AMERICAN	WOMAN
-----------	--------------------	---------------------------	------------------------------------	---------------	---------------------------------	----------	-----------------	-------

T	\$31,388	\$15,944/50.7%	\$15,442/49.2%	\$320/1.01%		\$11,130/35.4%		\$3,992/12.7%
-TC	\$1,273	\$1,273/100%						
C	\$30,112	\$14,670/48.7%	\$15,442/51.2%	\$320/1.06%		\$11,130/36.9%		\$3,992/13.2%

403-TEXAS VETERANS COMMISSION-Commodity Purchasing Unadjusted Goal is 12.6%

FUND TYPE	TOTAL EXPENDITURES	TOTAL SPENT WITH NON-HUBS	TOTAL SPENT WITH **ADJ. HUBS 11.3%	TOTAL SPENT WITH *OTHER HUBS 1.3%	BLACK	**ADJUSTED HUB GOAL 11.6% HISPANIC	WOMAN	*OTHER HUB GOAL 1.1% ASIAN PACIFIC	NATIVE AMERICAN
-----------	--------------------	---------------------------	------------------------------------	-----------------------------------	-------	------------------------------------	-------	------------------------------------	-----------------

T	\$67,722	\$38,212/56.4%	\$24,980/36.6%	\$4,528/6.6%	\$2,651/3.81%	\$809/1.18%	\$21,519/31.7%	\$4,528/6.6%
-TC	\$8,807	\$8,807/100%						
C	\$57,814	\$28,305/48.9%	\$24,980/43.2%	\$4,528/7.83%	\$2,651/4.58%	\$809/1.40%	\$21,519/37.3%	\$4,528/7.83%

DB = DEBIT (NEGATIVE AMOUNT) \* = OTHER HUBS \*\* = ADJUSTED HUBS \*\*\* = DOLLARS REPORTED BUT NOT SHOWN IN THESE COLUMNS. SEE COVER LETTER PARA. 4  
T=TREASURY, N=NON-TREASURY, S=SUBCONTRACTOR FUNDS & PROCUREMENT CARD HUB PURCHASES, TC=TERM CONTRACT, C=CONSOLIDATED. SEE PAGE 4 OF HUB REPORT FOR FUND TYPE DESCRIPTION.

405-DEPARTMENT OF PUBLIC SAFETY-Heavy Construction Unadjusted Goal is 11.8%

FUND TYPE	TOTAL EXPENDITURES	TOTAL SPENT WITH NON-HUBS AMOUNT/%	TOTAL SPENT WITH **ADJ. HUBS 11.8% AMOUNT/%	TOTAL SPENT WITH *OTHER HUBS 5.3% AMOUNT/%	ASIAN PACIFIC AMOUNT/%	**ADJUSTED HUB GOAL 8.6% BLACK AMOUNT/%	HISPANIC AMOUNT/%	NATIVE AMERICAN AMOUNT/%	*OTHER HUB GOAL 5.3% WOMAN AMOUNT/%
-----------	--------------------	------------------------------------	---	--	------------------------	--	-------------------	--------------------------	--

T  
N  
S  
-TC

405-DEPARTMENT OF PUBLIC SAFETY-Building Construction Unadjusted Goal is 26.1%

FUND TYPE	TOTAL EXPENDITURES	TOTAL SPENT WITH NON-HUBS	TOTAL SPENT WITH **ADJ. HUBS 26.1%	TOTAL SPENT WITH *OTHER HUBS 1.0%	BLACK	**ADJUSTED HUB GOAL 26.1% HISPANIC	WOMAN	*OTHER HUB GOAL 1.0% ASIAN PACIFIC	NATIVE AMERICAN
-----------	--------------------	---------------------------	------------------------------------	-----------------------------------	-------	---------------------------------------	-------	---------------------------------------	-----------------

T  
N  
S  
-TC

405-DEPARTMENT OF PUBLIC SAFETY-Special Trade Unadjusted Goal is 57.2%

FUND TYPE	TOTAL EXPENDITURES	TOTAL SPENT WITH NON-HUBS	TOTAL SPENT WITH **ADJ. HUBS 57.2%	TOTAL SPENT WITH *OTHER HUBS 10.2%	BLACK	**ADJUSTED HUB GOAL 47.0% HISPANIC	ASIAN PACIFIC	NATIVE AMERICAN	WOMAN
-----------	--------------------	---------------------------	------------------------------------	------------------------------------	-------	---------------------------------------	---------------	-----------------	-------

T  
N  
S  
-TC

405-DEPARTMENT OF PUBLIC SAFETY-Professional Services Unadjusted Goal is 20.0%

FUND TYPE	TOTAL EXPENDITURES	TOTAL SPENT WITH NON-HUBS	TOTAL SPENT WITH **ADJ. HUBS 20.0%	TOTAL SPENT WITH *OTHER HUBS 1.8%	BLACK	**ADJUSTED HUB GOAL 18.1% HISPANIC	WOMAN	*OTHER HUB GOAL 1.8% ASIAN PACIFIC	NATIVE AMERICAN
-----------	--------------------	---------------------------	------------------------------------	-----------------------------------	-------	---------------------------------------	-------	---------------------------------------	-----------------

T  
N  
S  
-TC

405-DEPARTMENT OF PUBLIC SAFETY-Other Services Unadjusted Goal is 33.0%

FUND TYPE	TOTAL EXPENDITURES	TOTAL SPENT WITH NON-HUBS	TOTAL SPENT WITH **ADJ. HUBS 33.0%	ASIAN PACIFIC	BLACK	**ADJUSTED HUB GOAL 33.0% HISPANIC	NATIVE AMERICAN	WOMAN
-----------	--------------------	---------------------------	------------------------------------	---------------	-------	---------------------------------------	-----------------	-------

T  
N  
S  
-TC

406-DEPARTMENT OF PUBLIC SAFETY-Commodity Purchasing Unadjusted Goal is 12.6%

FUND TYPE	TOTAL EXPENDITURES	TOTAL SPENT WITH NON-HUBS	TOTAL SPENT WITH **ADJ. HUBS 12.6%	TOTAL SPENT WITH *OTHER HUBS 1.1%	BLACK	**ADJUSTED HUB GOAL 11.5% HISPANIC	WOMAN	*OTHER HUB GOAL 1.1% ASIAN PACIFIC	NATIVE AMERICAN
-----------	--------------------	---------------------------	------------------------------------	-----------------------------------	-------	---------------------------------------	-------	---------------------------------------	-----------------

T  
N  
S  
-TC

DB = DEBIT (NEGATIVE AMOUNT) \* = OTHER HUBS \*\* = ADJUSTED HUBS \*\*\* = DOLLARS REPORTED BUT NOT SHOWN IN THESE COLUMNS. SEE COVER LETTER PARA. 4  
T-TREASURY, N=NON-TREASURY, S-SUBCONTRACTOR FUNDS & PROCUREMENT CARD HUB PURCHASES, TC-TERM CONTRACT, C=CONSOLIDATED. SEE PAGE 4 OF HUB REPORT FOR FUND TYPE DESCRIPTION.

FUND TYPE	TOTAL EXPENDITURES	TOTAL SPENT WITH NON-HUBS AMOUNT/%	406-TEXAS MILITARY FACILITIES COMMISSION-Heavy Construction Unadjusted Goal is 11.8%		**ADJUSTED HUB GOAL 6.6%				*OTHER HUB GOAL 6.3% WOMAN AMOUNT/%
			TOTAL SPENT WITH **ADJ. HUBS 6.6% AMOUNT/%	TOTAL SPENT WITH *OTHER HUBS 6.3% AMOUNT/%	ASIAN PACIFIC AMOUNT/%	BLACK AMOUNT/%	HISPANIC AMOUNT/%	NATIVE AMERICAN AMOUNT/%	

T									
N	\$395	\$395/100 %							
S									
-TC									
C	\$395	\$395/100 %							

FUND TYPE	TOTAL EXPENDITURES	TOTAL SPENT WITH NON-HUBS	406-TEXAS MILITARY FACILITIES COMMISSION-Building Construction Unadjusted Goal is 26.1%		**ADJUSTED HUB GOAL 25.1%			*OTHER HUB GOAL 1.0%	
			TOTAL SPENT WITH **ADJ. HUBS 25.1%	TOTAL SPENT WITH *OTHER HUBS 1.0%	BLACK	HISPANIC	WOMAN	ASIAN PACIFIC	NATIVE AMERICAN

T									
N	\$782,001		\$782,001/100 %				\$782,001/100 %		
S									
-TC									
C	\$782,001		\$782,001/100 %				\$782,001/100 %		

FUND TYPE	TOTAL EXPENDITURES	TOTAL SPENT WITH NON-HUBS	406-TEXAS MILITARY FACILITIES COMMISSION-Special Trade Unadjusted Goal is 57.2%		**ADJUSTED HUB GOAL 47.0%		*OTHER HUB GOAL 10.2%		
			TOTAL SPENT WITH **ADJ. HUBS 47.0%	TOTAL SPENT WITH *OTHER HUBS 10.2%	BLACK	HISPANIC	ASIAN PACIFIC	NATIVE AMERICAN	WOMAN

T	\$103,073	\$70,688/68.5%	\$11,505/11.1%	\$20,879/20.2%		\$11,505/11.1%			\$20,879/20.2%
N	\$202,050	\$179,178/88.6%	\$14,707/7.27%	\$8,154/4.04%		\$14,707/7.27%			\$8,154/4.04%
S	***	***		\$68/.023%					\$68/.023%
-TC									
C	\$305,123	\$248,867/81.8%	\$26,212/8.58%	\$28,112/9.54%		\$26,212/8.58%			\$28,112/9.54%

FUND TYPE	TOTAL EXPENDITURES	TOTAL SPENT WITH NON-HUBS	406-TEXAS MILITARY FACILITIES COMMISSION-Professional Services Unadjusted Goal is 20.0%		**ADJUSTED HUB GOAL 18.1%			*OTHER HUB GOAL 1.9%	
			TOTAL SPENT WITH **ADJ. HUBS 18.1%	TOTAL SPENT WITH *OTHER HUBS 1.9%	BLACK	HISPANIC	WOMAN	ASIAN PACIFIC	NATIVE AMERICAN

T	\$13,552	\$13,582/100 %							
N	\$140,406	\$105,705/75.2%	\$34,700/24.7%				\$34,700/24.7%		
S									
-TC									
C	\$153,957	\$119,287/77.4%	\$34,700/22.5%				\$34,700/22.5%		

FUND TYPE	TOTAL EXPENDITURES	TOTAL SPENT WITH NON-HUBS	406-TEXAS MILITARY FACILITIES COMMISSION-Other Services Unadjusted Goal is 33.0%		**ADJUSTED HUB GOAL 33.0%				
			TOTAL SPENT WITH **ADJ. HUBS 33.0%	TOTAL SPENT WITH *OTHER HUBS 1.1%	ASIAN PACIFIC	BLACK	HISPANIC	NATIVE AMERICAN	WOMAN

T	\$54,581	\$81,254/83.9%	\$3,327/8.08%						\$3,327/8.08%
N	\$152,998	\$145,884/91.7%	\$13,112/8.24%		\$1,995/1.25%				\$11,117/6.99%
S	***	***	\$470/3.21%				\$411/2.81%		\$58/.401%
-TC	\$9,550	\$8,454/98.6%	\$125/1.31%						\$125/1.31%
C	\$203,887	\$187,684/92.0%	\$18,783/8.22%		\$1,995/.974%			\$411/.201%	\$14,376/7.04%

FUND TYPE	TOTAL EXPENDITURES	TOTAL SPENT WITH NON-HUBS	406-TEXAS MILITARY FACILITIES COMMISSION-Commodity Purchasing Unadjusted Goal is 12.6%		**ADJUSTED HUB GOAL 11.5%			*OTHER HUB GOAL 1.1%	
			TOTAL SPENT WITH **ADJ. HUBS 11.5%	TOTAL SPENT WITH *OTHER HUBS 1.1%	BLACK	HISPANIC	WOMAN	ASIAN PACIFIC	NATIVE AMERICAN

T	\$254,501	\$211,408/83.0%	\$38,938/15.6%	\$3,214/1.26%		\$8,960/3.52%	\$30,977/12.1%		\$3,029/1.19%
N	\$107,711	\$96,923/89.9%	\$10,772/10.0%	\$15/.014%	\$217/.201%	\$35/.032%	\$10,520/9.76%		\$15/.014%
S	***	***	\$18,597/9.15%	\$92/.043%	\$117/.055%	\$94/.044%	\$19,355/9.06%		\$82/.043%
-TC	\$108,324	\$104,250/96.2%	\$3,843/3.54%	\$200/.184%			\$3,843/3.54%		\$15/.014%
C	\$253,948	\$204,052/80.3%	\$68,435/26.1%	\$3,122/1.22%	\$234/.121%	\$9,090/3.57%	\$57,009/22.4%		\$3,122/1.22%

DB = DEBIT (NEGATIVE AMOUNT) \* = OTHER HUBS \*\* = ADJUSTED HUBS \*\*\* = DOLLARS REPORTED BUT NOT SHOWN IN THESE COLUMNS. SEE COVER LETTER PARA. 4  
T=TREASURY, N=NON-TREASURY, S=SUBCONTRACTOR FUNDS & PROCUREMENT CARD HUB PURCHASES, TC=TERM CONTRACT, C=CONSOLIDATED. SEE PAGE 4 OF HUB REPORT FOR FUND TYPE DESCRIPTION.

407-COMMISSION ON LAW ENFORCEMENT-Heavy Construction Unadjusted Goal is 11.9%

FUND TYPE	TOTAL EXPENDITURES	TOTAL SPENT WITH NON-HUBS AMOUNT/%	TOTAL SPENT WITH **ADJ. HUBS 8.4%	TOTAL SPENT WITH *OTHER HUBS 3.5%	ASIAN PACIFIC AMOUNT/%	BLACK AMOUNT/%	HISPANIC AMOUNT/%	NATIVE AMERICAN AMOUNT/%	*OTHER HUB GOAL 5.3% WOMAN AMOUNT/%
T									
N									
S									
-TC									
C									

407-COMMISSION ON LAW ENFORCEMENT-Building Construction Unadjusted Goal is 26.1%

FUND TYPE	TOTAL EXPENDITURES	TOTAL SPENT WITH NON-HUBS	TOTAL SPENT WITH **ADJ. HUBS 25.1%	TOTAL SPENT WITH *OTHER HUBS 1.0%	BLACK	HISPANIC	WOMAN	*OTHER HUB GOAL 1.0% ASIAN PACIFIC NATIVE AMERICAN
T								
N								
S								
-TC								
C								

407-COMMISSION ON LAW ENFORCEMENT-Special Trade Unadjusted Goal is 57.2%

FUND TYPE	TOTAL EXPENDITURES	TOTAL SPENT WITH NON-HUBS	TOTAL SPENT WITH **ADJ. HUBS 47.0%	TOTAL SPENT WITH *OTHER HUBS 10.2%	BLACK	HISPANIC	ASIAN PACIFIC	NATIVE AMERICAN	WOMAN
T	\$5,811	\$5,811/100%							
N									
S									
-TC									
C	\$5,811	\$5,811/100%							

407-COMMISSION ON LAW ENFORCEMENT-Professional Services Unadjusted Goal is 20.0%

FUND TYPE	TOTAL EXPENDITURES	TOTAL SPENT WITH NON-HUBS	TOTAL SPENT WITH **ADJ. HUBS 19.1%	TOTAL SPENT WITH *OTHER HUBS 0.9%	BLACK	HISPANIC	WOMAN	*OTHER HUB GOAL 1.0% ASIAN PACIFIC NATIVE AMERICAN
T	\$9,375	\$7,575/80.8%	\$1,800/19.2%				\$1,800/19.2%	
N								
S								
-TC								
C	\$9,375	\$7,575/80.8%	\$1,800/19.2%				\$1,800/19.2%	

407-COMMISSION ON LAW ENFORCEMENT-Other Services Unadjusted Goal is 33.0%

FUND TYPE	TOTAL EXPENDITURES	TOTAL SPENT WITH NON-HUBS	TOTAL SPENT WITH **ADJ. HUBS 23.0%	ASIAN PACIFIC	BLACK	HISPANIC	NATIVE AMERICAN	WOMAN
T	\$78,760	\$57,361/74.7%	\$19,379/25.2%	\$90/.117%		\$10,648/13.8%		\$8,640/11.2%
N								
S								
-TC	\$11,834	\$11,692/97.5%	\$241/2.02%					\$241/2.02%
C	\$64,326	\$45,688/70.4%	\$19,137/29.5%	\$90/.138%		\$10,648/16.4%		\$8,388/12.6%

407-COMMISSION ON LAW ENFORCEMENT-Commodity Purchasing Unadjusted Goal is 12.5%

FUND TYPE	TOTAL EXPENDITURES	TOTAL SPENT WITH NON-HUBS	TOTAL SPENT WITH **ADJ. HUBS 11.5%	TOTAL SPENT WITH *OTHER HUBS 1.1%	BLACK	HISPANIC	WOMAN	*OTHER HUB GOAL 1.1% ASIAN PACIFIC NATIVE AMERICAN
T	\$148,445	\$72,261/48.6%	\$72,422/48.7%	\$3,743/2.52%	\$852/.574%	\$682/.466%	\$70,807/47.7%	\$3,743/2.52%
N								
S								
-TC	\$9,784	\$9,529/97.3%	\$255/2.61%				\$255/2.61%	
C	\$138,661	\$62,751/45.2%	\$72,189/52.0%	\$3,743/2.68%	\$852/.615%	\$682/.477%	\$70,651/50.8%	\$3,743/2.69%

DB = DEBIT (NEGATIVE AMOUNT) \* = OTHER HUBS \*\* = ADJUSTED HUBS \*\*\* = DOLLARS REPORTED BUT NOT SHOWN IN THESE COLUMNS. SEE COVER LETTER PARA. 4  
T=TREASURY, N=NON-TREASURY, S=SUBCONTRACTOR FUNDS & PROCUREMENT CARD HUB PURCHASES, TC=TERM CONTRACT, C=CONSOLIDATED. SEE PAGE 4 OF HUB REPORT FOR FUND TYPE DESCRIPTION.

408-COMMISSION ON JAIL STANDARDS-Heavy Construction Unadjusted Goal is 11.9%

FUND TYPE	TOTAL EXPENDITURES	TOTAL SPENT WITH NON-HUBS AMOUNT/%	TOTAL SPENT WITH **ADJ. HUBS 8.8%	TOTAL SPENT WITH *OTHER HUBS 3.3%	ASIAN PACIFIC AMOUNT/%	**ADJUSTED HUB GOAL 8.8%	BLACK AMOUNT/%	HISPANIC AMOUNT/%	NATIVE AMERICAN AMOUNT/%	*OTHER HUB GOAL 5.3% WOMAN AMOUNT/%
-----------	--------------------	------------------------------------	-----------------------------------	-----------------------------------	------------------------	--------------------------	----------------	-------------------	--------------------------	-------------------------------------

T  
N  
S  
-TC

C

408-COMMISSION ON JAIL STANDARDS-Building Construction Unadjusted Goal is 26.1%

FUND TYPE	TOTAL EXPENDITURES	TOTAL SPENT WITH NON-HUBS	TOTAL SPENT WITH **ADJ. HUBS 25.1%	TOTAL SPENT WITH *OTHER HUBS 1.0%	BLACK	**ADJUSTED HUB GOAL 25.1%	HISPANIC	WOMAN	*OTHER HUB GOAL 1.0%	ASIAN PACIFIC	NATIVE AMERICAN
-----------	--------------------	---------------------------	------------------------------------	-----------------------------------	-------	---------------------------	----------	-------	----------------------	---------------	-----------------

T  
N  
S  
-TC

C

408-COMMISSION ON JAIL STANDARDS-Special Trade Unadjusted Goal is 57.2%

FUND TYPE	TOTAL EXPENDITURES	TOTAL SPENT WITH NON-HUBS	TOTAL SPENT WITH **ADJ. HUBS 47.0%	TOTAL SPENT WITH *OTHER HUBS 10.2%	BLACK	**ADJUSTED HUB GOAL 47.0%	HISPANIC	ASIAN PACIFIC	*OTHER HUB GOAL 10.2%	NATIVE AMERICAN	WOMAN
-----------	--------------------	---------------------------	------------------------------------	------------------------------------	-------	---------------------------	----------	---------------	-----------------------	-----------------	-------

T  
N  
S  
-TC

C

408-COMMISSION ON JAIL STANDARDS-Professional Services Unadjusted Goal is 20.0%

FUND TYPE	TOTAL EXPENDITURES	TOTAL SPENT WITH NON-HUBS	TOTAL SPENT WITH **ADJ. HUBS 18.1%	TOTAL SPENT WITH *OTHER HUBS 1.9%	BLACK	**ADJUSTED HUB GOAL 18.1%	HISPANIC	WOMAN	*OTHER HUB GOAL 1.9%	ASIAN PACIFIC	NATIVE AMERICAN
-----------	--------------------	---------------------------	------------------------------------	-----------------------------------	-------	---------------------------	----------	-------	----------------------	---------------	-----------------

T  
N  
S  
-TC

C

408-COMMISSION ON JAIL STANDARDS-Other Services Unadjusted Goal is 33.0%

FUND TYPE	TOTAL EXPENDITURES	TOTAL SPENT WITH NON-HUBS	TOTAL SPENT WITH **ADJ. HUBS 33.0%	ASIAN PACIFIC	**ADJUSTED HUB GOAL 33.0%	BLACK	HISPANIC	NATIVE AMERICAN	WOMAN
-----------	--------------------	---------------------------	------------------------------------	---------------	---------------------------	-------	----------	-----------------	-------

T  
N  
S  
-TC

C

408-COMMISSION ON JAIL STANDARDS-Commodity Purchasing Unadjusted Goal is 12.6%

FUND TYPE	TOTAL EXPENDITURES	TOTAL SPENT WITH NON-HUBS	TOTAL SPENT WITH **ADJ. HUBS 11.5%	TOTAL SPENT WITH *OTHER HUBS 1.1%	BLACK	**ADJUSTED HUB GOAL 11.5%	HISPANIC	WOMAN	*OTHER HUB GOAL 1.1%	ASIAN PACIFIC	NATIVE AMERICAN
-----------	--------------------	---------------------------	------------------------------------	-----------------------------------	-------	---------------------------	----------	-------	----------------------	---------------	-----------------

T  
N  
S  
-TC

C

DB = DEBIT (NEGATIVE AMOUNT) \* = OTHER HUBS \*\* = ADJUSTED HUBS \*\*\* = DOLLARS REPORTED BUT NOT SHOWN IN THESE COLUMNS. SEE COVER LETTER PARA. 4  
T=TREASURY, N=NON-TREASURY, S=SUBCONTRACTOR FUNDS & PROCUREMENT CARD HUB PURCHASES, TC=TERM CONTRACT, C=CONSOLIDATED. SEE PAGE 4 OF HUB REPORT FOR FUND TYPE DESCRIPTION.

410-CRIMINAL JUSTICE POLICY COUNCIL-Heavy Construction Unadjusted Goal is 11.9%

FUND TYPE	TOTAL EXPENDITURES	TOTAL SPENT WITH NON-HUBS AMOUNT/%	TOTAL SPENT WITH **ADJ. HUBS 5.8% AMOUNT/%	TOTAL SPENT WITH *OTHER HUBS 5.3% AMOUNT/%	ASIAN PACIFIC AMOUNT/%	BLACK AMOUNT/%	HISPANIC AMOUNT/%	NATIVE AMERICAN AMOUNT/%	*OTHER HUB GOAL 5.3% WOMAN AMOUNT/%
T									
N									
S									
-TC									
C									

410-CRIMINAL JUSTICE POLICY COUNCIL-Building Construction Unadjusted Goal is 26.1%

FUND TYPE	TOTAL EXPENDITURES	TOTAL SPENT WITH NON-HUBS	TOTAL SPENT WITH **ADJ. HUBS 25.1%	TOTAL SPENT WITH *OTHER HUBS 1.0%	BLACK	HISPANIC	WOMAN	*OTHER HUB GOAL 1.0% ASIAN PACIFIC NATIVE AMERICAN
T								
N								
S								
-TC								
C								

410-CRIMINAL JUSTICE POLICY COUNCIL-Special Trade Unadjusted Goal is 57.2%

FUND TYPE	TOTAL EXPENDITURES	TOTAL SPENT WITH NON-HUBS	TOTAL SPENT WITH **ADJ. HUBS 47.0%	TOTAL SPENT WITH *OTHER HUBS 10.2%	BLACK	HISPANIC	ASIAN PACIFIC	NATIVE AMERICAN	WOMAN
T									
N									
S									
-TC									
C									

410-CRIMINAL JUSTICE POLICY COUNCIL-Professional Services Unadjusted Goal is 20.0%

FUND TYPE	TOTAL EXPENDITURES	TOTAL SPENT WITH NON-HUBS	TOTAL SPENT WITH **ADJ. HUBS 18.3%	TOTAL SPENT WITH *OTHER HUBS 1.7%	BLACK	HISPANIC	WOMAN	*OTHER HUB GOAL 1.9% ASIAN PACIFIC NATIVE AMERICAN
T	\$6,335	\$6,335/100%						
N								
S								
-TC								
C	\$6,335	\$6,335/100%						

410-CRIMINAL JUSTICE POLICY COUNCIL-Other Services Unadjusted Goal is 33.0%

FUND TYPE	TOTAL EXPENDITURES	TOTAL SPENT WITH NON-HUBS	TOTAL SPENT WITH **ADJ. HUBS 33.0%	TOTAL SPENT WITH *OTHER HUBS 1.2%	ASIAN PACIFIC	BLACK	HISPANIC	NATIVE AMERICAN	WOMAN
T	\$289,780	\$282,534/97.4%	\$7,246/2.50%				\$7,246/2.50%		
N									
S									
-TC									
C	\$289,780	\$282,534/97.4%	\$7,246/2.50%				\$7,246/2.50%		

410-CRIMINAL JUSTICE POLICY COUNCIL-Commodity Purchasing Unadjusted Goal is 12.6%

FUND TYPE	TOTAL EXPENDITURES	TOTAL SPENT WITH NON-HUBS	TOTAL SPENT WITH **ADJ. HUBS 11.5%	TOTAL SPENT WITH *OTHER HUBS 1.1%	BLACK	HISPANIC	WOMAN	*OTHER HUB GOAL 1.1% ASIAN PACIFIC NATIVE AMERICAN
T	\$388,268	\$386,958/99.3%	\$2,046/.553%	\$264/.071%	\$2,046/.553%			\$264/.071%
N								
S								
-TC								
C	\$388,268	\$386,958/99.3%	\$2,046/.553%	\$264/.071%	\$2,046/.553%			\$264/.071%

DB = DEBIT (NEGATIVE AMOUNT) \* = OTHER HUBS \*\* = ADJUSTED HUBS \*\*\* = DOLLARS REPORTED BUT NOT SHOWN IN THESE COLUMNS. SEE COVER LETTER PARA. 4  
T=TREASURY, N=NON-TREASURY, S=SUBCONTRACTOR FUNDS & PROCUREMENT CARD HUB PURCHASES, TC=TERM CONTRACT, C=CONSOLIDATED. SEE PAGE 4 OF HUB REPORT FOR FUND TYPE DESCRIPTION.



**411-TX COMMISSION OF FIRE PROTECTION-Heavy Construction Unadjusted Goal is 11.9%**

FUND TYPE	TOTAL EXPENDITURES	TOTAL SPENT WITH NON-HUBS AMOUNT/%	TOTAL SPENT WITH **ADJ. HUBS 6.4%	TOTAL SPENT WITH *OTHER HUBS 5.3%	ASIAN PACIFIC AMOUNT/%	**ADJUSTED HUB GOAL 6.8%	BLACK AMOUNT/%	HISPANIC AMOUNT/%	NATIVE AMERICAN AMOUNT/%	*OTHER HUB GOAL 5.3% WOMAN AMOUNT/%
-----------	--------------------	------------------------------------	-----------------------------------	-----------------------------------	------------------------	--------------------------	----------------	-------------------	--------------------------	-------------------------------------

T										
N										
S										
-TC										
C										

**411-TX COMMISSION OF FIRE PROTECTION-Building Construction Unadjusted Goal is 28.1%**

FUND TYPE	TOTAL EXPENDITURES	TOTAL SPENT WITH NON-HUBS	TOTAL SPENT WITH **ADJ. HUBS 25.1%	TOTAL SPENT WITH *OTHER HUBS 1.0%	BLACK	**ADJUSTED HUB GOAL 25.1%	HISPANIC	WOMAN	*OTHER HUB GOAL 1.0%	ASIAN PACIFIC	NATIVE AMERICAN
-----------	--------------------	---------------------------	------------------------------------	-----------------------------------	-------	---------------------------	----------	-------	----------------------	---------------	-----------------

T											
N											
S											
-TC											
C											

**411-TX COMMISSION OF FIRE PROTECTION-Special Trade Unadjusted Goal is 57.2%**

FUND TYPE	TOTAL EXPENDITURES	TOTAL SPENT WITH NON-HUBS	TOTAL SPENT WITH **ADJ. HUBS 47.0%	TOTAL SPENT WITH *OTHER HUBS 10.2%	BLACK	**ADJUSTED HUB GOAL 47.0%	HISPANIC	ASIAN PACIFIC	NATIVE AMERICAN	WOMAN
-----------	--------------------	---------------------------	------------------------------------	------------------------------------	-------	---------------------------	----------	---------------	-----------------	-------

T	\$4,448	\$4,448/100 %								
N										
S										
-TC										
C	\$4,448	\$4,448/100 %								

**411-TX COMMISSION OF FIRE PROTECTION-Professional Services Unadjusted Goal is 20.0%**

FUND TYPE	TOTAL EXPENDITURES	TOTAL SPENT WITH NON-HUBS	TOTAL SPENT WITH **ADJ. HUBS 15.1%	TOTAL SPENT WITH *OTHER HUBS 1.9%	BLACK	**ADJUSTED HUB GOAL 15.1%	HISPANIC	WOMAN	*OTHER HUB GOAL 1.9%	ASIAN PACIFIC	NATIVE AMERICAN
-----------	--------------------	---------------------------	------------------------------------	-----------------------------------	-------	---------------------------	----------	-------	----------------------	---------------	-----------------

T	\$5,995	\$5,995/100 %									
N											
S											
-TC											
C	\$5,995	\$5,995/100 %									

**411-TX COMMISSION OF FIRE PROTECTION-Other Services Unadjusted Goal is 33.0%**

FUND TYPE	TOTAL EXPENDITURES	TOTAL SPENT WITH NON-HUBS	TOTAL SPENT WITH **ADJ. HUBS 25.0%	ASIAN PACIFIC	BLACK	**ADJUSTED HUB GOAL 33.0%	HISPANIC	NATIVE AMERICAN	WOMAN
-----------	--------------------	---------------------------	------------------------------------	---------------	-------	---------------------------	----------	-----------------	-------

T	\$27,452	\$26,222/95.4%	\$1,239/4.51%	\$110/.400%			\$785/2.89%		\$334/1.21%
N									
S									
-TC	\$2,384	\$2,367/98.4%	\$36/1.54%						\$36/1.54%
C	\$25,068	\$23,865/95.2%	\$1,203/4.79%	\$110/.438%			\$785/3.17%		\$298/1.18%

**411-TX COMMISSION OF FIRE PROTECTION-Commodity Purchasing Unadjusted Goal is 12.6%**

FUND TYPE	TOTAL EXPENDITURES	TOTAL SPENT WITH NON-HUBS	TOTAL SPENT WITH **ADJ. HUBS 11.6%	TOTAL SPENT WITH *OTHER HUBS 1.1%	BLACK	**ADJUSTED HUB GOAL 11.6%	HISPANIC	WOMAN	*OTHER HUB GOAL 1.1%	ASIAN PACIFIC	NATIVE AMERICAN
-----------	--------------------	---------------------------	------------------------------------	-----------------------------------	-------	---------------------------	----------	-------	----------------------	---------------	-----------------

T	\$52,720	\$31,737/60.1%	\$11,328/21.4%	\$9,654/18.3%	\$561/1.08%		\$1,221/2.31%	\$9,545/18.1%		\$9,654/18.3%	
N											
S											
-TC	\$10,155	\$10,103/99.4%	\$55/.544%					\$55/.544%			
C	\$42,565	\$21,634/50.8%	\$11,278/26.4%	\$9,654/22.8%	\$561/1.31%		\$1,221/2.87%	\$9,489/22.2%		\$9,654/22.6%	

DB = DEBIT (NEGATIVE AMOUNT) \* = OTHER HUBS \*\* = ADJUSTED HUBS \*\*\* = DOLLARS REPORTED BUT NOT SHOWN IN THESE COLUMNS. SEE COVER LETTER PARA. 4  
T-TREASURY, N-NON-TREASURY, S-SUBCONTRACTOR FUNDS & PROCUREMENT CARD HUB PURCHASES, TC-TERM CONTRACT, C-CONSOLIDATED. SEE PAGE 4 OF HUB REPORT FOR FUND TYPE DESCRIPTION.

449-State Finance Commission-Heavy Construction Unadjusted Goal is 11.9%

FUND TYPE	TOTAL EXPENDITURES	TOTAL SPENT WITH NON-HUBS AMOUNT/%	TOTAL SPENT WITH **ADJ. HUBS 11.9% AMOUNT/%	TOTAL SPENT WITH *OTHER HUBS 5.3% AMOUNT/%	ASIAN PACIFIC AMOUNT/%	**ADJUSTED HUB GOAL 5.8% BLACK AMOUNT/%	HISPANIC AMOUNT/%	NATIVE AMERICAN AMOUNT/%	*OTHER HUB GOAL 5.3% WOMAN AMOUNT/%
-----------	--------------------	------------------------------------	---	--	------------------------	--	-------------------	--------------------------	--

T  
N  
S  
-TC

-----

C

449-State Finance Commission-Building Construction Unadjusted Goal is 26.1%

FUND TYPE	TOTAL EXPENDITURES	TOTAL SPENT WITH NON-HUBS	TOTAL SPENT WITH **ADJ. HUBS 26.1% AMOUNT/%	TOTAL SPENT WITH *OTHER HUBS 1.0% AMOUNT/%	BLACK	**ADJUSTED HUB GOAL 25.1% HISPANIC	WOMAN	*OTHER HUB GOAL 1.0% ASIAN PACIFIC	NATIVE AMERICAN
-----------	--------------------	---------------------------	---	--	-------	---------------------------------------	-------	---------------------------------------	-----------------

T  
N  
S  
-TC

-----

C

449-State Finance Commission-Special Trade Unadjusted Goal is 57.2%

FUND TYPE	TOTAL EXPENDITURES	TOTAL SPENT WITH NON-HUBS	TOTAL SPENT WITH **ADJ. HUBS 57.2% AMOUNT/%	TOTAL SPENT WITH *OTHER HUBS 10.2% AMOUNT/%	BLACK	**ADJUSTED HUB GOAL 47.0% HISPANIC	ASIAN PACIFIC	NATIVE AMERICAN	WOMAN
-----------	--------------------	---------------------------	---	---	-------	---------------------------------------	---------------	-----------------	-------

T  
N  
S  
-TC

-----

C

449-State Finance Commission-Professional Services Unadjusted Goal is 20.0%

FUND TYPE	TOTAL EXPENDITURES	TOTAL SPENT WITH NON-HUBS	TOTAL SPENT WITH **ADJ. HUBS 20.0% AMOUNT/%	TOTAL SPENT WITH *OTHER HUBS 1.8% AMOUNT/%	BLACK	**ADJUSTED HUB GOAL 18.1% HISPANIC	WOMAN	*OTHER HUB GOAL 1.8% ASIAN PACIFIC	NATIVE AMERICAN
-----------	--------------------	---------------------------	---	--	-------	---------------------------------------	-------	---------------------------------------	-----------------

T  
N  
S  
-TC

-----

C

449-State Finance Commission-Other Services Unadjusted Goal is 33.0%

FUND TYPE	TOTAL EXPENDITURES	TOTAL SPENT WITH NON-HUBS	TOTAL SPENT WITH **ADJ. HUBS 33.0% AMOUNT/%	TOTAL SPENT WITH *OTHER HUBS 3.1% AMOUNT/%	ASIAN PACIFIC	**ADJUSTED HUB GOAL 33.0% BLACK	HISPANIC	NATIVE AMERICAN	WOMAN
-----------	--------------------	---------------------------	---	--	---------------	------------------------------------	----------	-----------------	-------

T  
N  
S  
-TC

-----

C

449-State Finance Commission-Commodity Purchasing Unadjusted Goal is 12.8%

FUND TYPE	TOTAL EXPENDITURES	TOTAL SPENT WITH NON-HUBS	TOTAL SPENT WITH **ADJ. HUBS 12.8% AMOUNT/%	TOTAL SPENT WITH *OTHER HUBS 1.1% AMOUNT/%	BLACK	**ADJUSTED HUB GOAL 11.5% HISPANIC	WOMAN	*OTHER HUB GOAL 1.1% ASIAN PACIFIC	NATIVE AMERICAN
-----------	--------------------	---------------------------	---	--	-------	---------------------------------------	-------	---------------------------------------	-----------------

T  
N  
S  
-TC

-----

C

DB = DEBIT (NEGATIVE AMOUNT) \* = OTHER HUBS \*\* = ADJUSTED HUBS \*\*\* = DOLLARS REPORTED BUT NOT SHOWN IN THESE COLUMNS. SEE COVER LETTER PARA. 4  
T=TREASURY, N=NON-TREASURY, S=SUBCONTRACTOR FUNDS & PROCUREMENT CARD HUB PURCHASES, TC=TERM CONTRACT, C=CONSOLIDATED. SEE PAGE 4 OF HUB REPORT FOR FUND TYPE DESCRIPTION.

FUND TYPE	TOTAL EXPENDITURES	TOTAL SPENT WITH NON-HUBS AMOUNT/%	450-SAVINGS AND LOAN DEPARTMENT-Heavy Construction Unadjusted Goal is 11.5%		**ADJUSTED HUB GOAL 9.6%				*OTHER HUB GOAL 6.3% WOMAN AMOUNT/%
			TOTAL SPENT WITH **ADJ. HUBS 9.6% AMOUNT/%	TOTAL SPENT WITH *OTHER HUBS 6.3% AMOUNT/%	ASIAN PACIFIC AMOUNT/%	BLACK AMOUNT/%	HISPANIC AMOUNT/%	NATIVE AMERICAN AMOUNT/%	

T  
N  
S  
-TC

C									
---	--	--	--	--	--	--	--	--	--

FUND TYPE	TOTAL EXPENDITURES	TOTAL SPENT WITH NON-HUBS	450-SAVINGS AND LOAN DEPARTMENT-Building Construction Unadjusted Goal is 26.1%		**ADJUSTED HUB GOAL 25.1%			*OTHER HUB GOAL 1.0%	
			TOTAL SPENT WITH **ADJ. HUBS 25.1%	TOTAL SPENT WITH *OTHER HUBS 1.0%	BLACK	HISPANIC	WOMAN	ASIAN PACIFIC	NATIVE AMERICAN

T  
N  
S  
-TC

C									
---	--	--	--	--	--	--	--	--	--

FUND TYPE	TOTAL EXPENDITURES	TOTAL SPENT WITH NON-HUBS	450-SAVINGS AND LOAN DEPARTMENT-Special Trade Unadjusted Goal is 57.2%		**ADJUSTED HUB GOAL 47.0%		*OTHER HUB GOAL 10.2%		
			TOTAL SPENT WITH **ADJ. HUBS 47.0%	TOTAL SPENT WITH *OTHER HUBS 10.2%	BLACK	HISPANIC	ASIAN PACIFIC	NATIVE AMERICAN	WOMAN

T  
N  
S  
-TC

C	\$10,634		\$10,635/100 %			\$10,635/100 %			
---	----------	--	----------------	--	--	----------------	--	--	--

FUND TYPE	TOTAL EXPENDITURES	TOTAL SPENT WITH NON-HUBS	450-SAVINGS AND LOAN DEPARTMENT-Professional Services Unadjusted Goal is 20.0%		**ADJUSTED HUB GOAL 18.1%			*OTHER HUB GOAL 1.9%	
			TOTAL SPENT WITH **ADJ. HUBS 18.1%	TOTAL SPENT WITH *OTHER HUBS 1.9%	BLACK	HISPANIC	WOMAN	ASIAN PACIFIC	NATIVE AMERICAN

T  
N  
S  
-TC

C	\$2,200		\$2,200/99.8%			\$2,200/99.8%			
---	---------	--	---------------	--	--	---------------	--	--	--

FUND TYPE	TOTAL EXPENDITURES	TOTAL SPENT WITH NON-HUBS	450-SAVINGS AND LOAN DEPARTMENT-Other Services Unadjusted Goal is 33.0%		**ADJUSTED HUB GOAL 33.0%				
			TOTAL SPENT WITH **ADJ. HUBS 33.0%	ASIAN PACIFIC	BLACK	HISPANIC	NATIVE AMERICAN	WOMAN	

T  
N  
S  
-TC

C	\$28,772	\$13,803/48.6%	\$15,869/53.3%		\$11,524/38.7%				\$4,345/14.5%
---	----------	----------------	----------------	--	----------------	--	--	--	---------------

FUND TYPE	TOTAL EXPENDITURES	TOTAL SPENT WITH NON-HUBS	450-SAVINGS AND LOAN DEPARTMENT-Commodity Purchasing Unadjusted Goal is 12.6%		**ADJUSTED HUB GOAL 11.5%			*OTHER HUB GOAL 1.1%	
			TOTAL SPENT WITH **ADJ. HUBS 11.5%	TOTAL SPENT WITH *OTHER HUBS 1.1%	BLACK	HISPANIC	WOMAN	ASIAN PACIFIC	NATIVE AMERICAN

T  
N  
S  
-TC

C	\$114,448	\$58,167/49.0%	\$56,719/47.8%	\$3,571/2.01%	\$1,413/1.18%	\$822/.894%	\$64,484/45.8%		\$3,671/2.93%
---	-----------	----------------	----------------	---------------	---------------	-------------	----------------	--	---------------

DB = DEBIT (NEGATIVE AMOUNT) \* = OTHER HUBS \*\* = ADJUSTED HUBS \*\*\* = DOLLARS REPORTED BUT NOT SHOWN IN THESE COLUMNS. SEE COVER LETTER PARA. 4  
T-TREASURY, N=NON-TREASURY, S-SUBCONTRACTOR FUNDS & PROCUREMENT CARD HUB PURCHASES, TC-TERM CONTRACT, C-CONSOLIDATED. SEE PAGE 4 OF HUB REPORT FOR FUND TYPE DESCRIPTION.

451-DEPARTMENT OF BANKING-Heavy Construction Unadjusted Goal is 11.9%

FUND TYPE	TOTAL EXPENDITURES	TOTAL SPENT WITH NON-HUBS AMOUNT/%	TOTAL SPENT WITH **ADJ. HUBS 8.6% AMOUNT/%	TOTAL SPENT WITH *OTHER HUBS 3.3% AMOUNT/%	ASIAN PACIFIC AMOUNT/%	BLACK AMOUNT/%	HISPANIC AMOUNT/%	NATIVE AMERICAN AMOUNT/%	*OTHER HUB GOAL 3.3% WOMAN AMOUNT/%
T									
N									
S									
-TC									
C									

451-DEPARTMENT OF BANKING-Building Construction Unadjusted Goal is 26.1%

FUND TYPE	TOTAL EXPENDITURES	TOTAL SPENT WITH NON-HUBS	TOTAL SPENT WITH **ADJ. HUBS 26.1% AMOUNT/%	TOTAL SPENT WITH *OTHER HUBS 1.0% AMOUNT/%	BLACK AMOUNT/%	HISPANIC AMOUNT/%	WOMAN AMOUNT/%	*OTHER HUB GOAL 1.0% ASIAN PACIFIC AMOUNT/%	NATIVE AMERICAN AMOUNT/%
T									
N									
S									
-TC									
C									

451-DEPARTMENT OF BANKING-Special Trade Unadjusted Goal is 37.2%

FUND TYPE	TOTAL EXPENDITURES	TOTAL SPENT WITH NON-HUBS	TOTAL SPENT WITH **ADJ. HUBS 47.0% AMOUNT/%	TOTAL SPENT WITH *OTHER HUBS 10.2% AMOUNT/%	BLACK AMOUNT/%	HISPANIC AMOUNT/%	ASIAN PACIFIC AMOUNT/%	NATIVE AMERICAN AMOUNT/%	WOMAN AMOUNT/%
T	\$30,946	\$22,045/71.3%	\$907/2.93%	\$7,854/25.7%		\$907/2.93%			\$7,854/25.7%
N									
S									
-TC									
C	\$30,946	\$22,045/71.3%	\$907/2.93%	\$7,854/25.7%		\$907/2.93%			\$7,854/25.7%

451-DEPARTMENT OF BANKING-Professional Services Unadjusted Goal is 20.0%

FUND TYPE	TOTAL EXPENDITURES	TOTAL SPENT WITH NON-HUBS	TOTAL SPENT WITH **ADJ. HUBS 18.1% AMOUNT/%	TOTAL SPENT WITH *OTHER HUBS 1.9% AMOUNT/%	BLACK AMOUNT/%	HISPANIC AMOUNT/%	WOMAN AMOUNT/%	*OTHER HUB GOAL 1.9% ASIAN PACIFIC AMOUNT/%	NATIVE AMERICAN AMOUNT/%
T	\$51,281	\$16,450/32.0%	\$34,811/67.9%			\$34,811/67.9%			
N									
S									
-TC									
C	\$51,281	\$16,450/32.0%	\$34,811/67.9%			\$34,811/67.9%			

451-DEPARTMENT OF BANKING-Other Services Unadjusted Goal is 33.0%

FUND TYPE	TOTAL EXPENDITURES	TOTAL SPENT WITH NON-HUBS	TOTAL SPENT WITH **ADJ. HUBS 33.0% AMOUNT/%	ASIAN PACIFIC AMOUNT/%	BLACK AMOUNT/%	HISPANIC AMOUNT/%	NATIVE AMERICAN AMOUNT/%	WOMAN AMOUNT/%
T	\$219,611	\$170,207/77.5%	\$49,403/22.4%		\$432/.204%	\$13,675/6.22%		\$35,295/16.0%
N								
S								
-TC	\$8,653	\$8,653/100%						
C	\$210,957	\$161,554/76.5%	\$49,403/23.4%		\$432/.204%	\$13,675/6.48%		\$35,295/16.7%

451-DEPARTMENT OF BANKING-Commodity Purchasing Unadjusted Goal is 12.8%

FUND TYPE	TOTAL EXPENDITURES	TOTAL SPENT WITH NON-HUBS	TOTAL SPENT WITH **ADJ. HUBS 11.5% AMOUNT/%	TOTAL SPENT WITH *OTHER HUBS 1.3% AMOUNT/%	BLACK AMOUNT/%	HISPANIC AMOUNT/%	WOMAN AMOUNT/%	*OTHER HUB GOAL 1.3% ASIAN PACIFIC AMOUNT/%	NATIVE AMERICAN AMOUNT/%
T	\$235,362	\$181,608/81.4%	\$26,816/11.3%	\$16,724/7.10%	\$5,885/2.54%	\$3,276/1.38%	\$17,547/7.45%		\$16,724/7.10%
N									
S									
-TC	\$65,168	\$65,122/99.9%	\$47/.072%				\$47/.072%		
C	\$170,192	\$126,586/74.4%	\$26,771/15.7%	\$16,724/9.82%	\$5,885/3.52%	\$3,276/1.82%	\$17,499/10.2%		\$16,724/9.82%

00 = DEBIT (NEGATIVE AMOUNT) \* = OTHER HUBS \*\* = ADJUSTED HUBS \*\*\* = DOLLARS REPORTED BUT NOT SHOWN IN THESE COLUMNS. SEE COVER LETTER PARA. 4  
T-TREASURY, N=NON-TREASURY, S=SUBCONTRACTOR FUNDS & PROCUREMENT CARD HUB PURCHASES, TC=TERM CONTRACT, C=CONSOLIDATED. SEE PAGE 4 OF HUB REPORT FOR FUND TYPE DESCRIPTION.

452-DEPT OF LICENSING & REGULATION-Heavy Construction Unadjusted Goal is 11.9%

FUND TYPE	TOTAL EXPENDITURES	TOTAL SPENT WITH NON-HUBS AMOUNT/%	TOTAL SPENT WITH **ADJ HUBS 6.6%	TOTAL SPENT WITH *OTHER HUBS 5.3%	ASIAN PACIFIC AMOUNT/%	BLACK AMOUNT/%	HISPANIC AMOUNT/%	NATIVE AMERICAN AMOUNT/%	*OTHER HUB GOAL 5.3% WOMAN AMOUNT/%
T									
N									
S									
-TC									
C									

452-DEPT OF LICENSING & REGULATION-Building Construction Unadjusted Goal is 26.1%

FUND TYPE	TOTAL EXPENDITURES	TOTAL SPENT WITH NON-HUBS	TOTAL SPENT WITH **ADJ HUBS 25.1%	TOTAL SPENT WITH *OTHER HUBS 1.0%	BLACK	HISPANIC	WOMAN	*OTHER HUB GOAL 1.0% ASIAN PACIFIC NATIVE AMERICAN
T								
N								
S								
-TC								
C								

452-DEPT OF LICENSING & REGULATION-Special Trade Unadjusted Goal is 57.2%

FUND TYPE	TOTAL EXPENDITURES	TOTAL SPENT WITH NON-HUBS	TOTAL SPENT WITH **ADJ HUBS 47.0%	TOTAL SPENT WITH *OTHER HUBS 10.2%	BLACK	HISPANIC	ASIAN PACIFIC	NATIVE AMERICAN	WOMAN
T	\$577	\$577/100 %							
N									
S									
-TC									
C	\$577	\$577/100 %							

452-DEPT OF LICENSING & REGULATION-Professional Services Unadjusted Goal is 20.0%

FUND TYPE	TOTAL EXPENDITURES	TOTAL SPENT WITH NON-HUBS	TOTAL SPENT WITH **ADJ HUBS 18.1%	TOTAL SPENT WITH *OTHER HUBS 1.9%	BLACK	HISPANIC	WOMAN	*OTHER HUB GOAL 1.9% ASIAN PACIFIC NATIVE AMERICAN
T	\$11,970	\$11,970/100 %						
N								
S								
-TC								
C	\$11,970	\$11,970/100 %						

452-DEPT OF LICENSING & REGULATION-Other Services Unadjusted Goal is 33.0%

FUND TYPE	TOTAL EXPENDITURES	TOTAL SPENT WITH NON-HUBS	TOTAL SPENT WITH **ADJ HUBS 33.0%	ASIAN PACIFIC	BLACK	HISPANIC	NATIVE AMERICAN	WOMAN
T	\$331,158	\$231,987/70.0%	\$98,171/29.9%			\$89,901/27.1%		\$9,270/2.78%
N								
S								
-TC	\$14,312	\$13,717/95.8%	\$595/4.15%					\$595/4.15%
C	\$318,846	\$218,269/68.8%	\$98,576/31.1%			\$89,901/28.3%		\$8,575/2.73%

452-DEPT OF LICENSING & REGULATION-Commodity Purchasing Unadjusted Goal is 12.6%

FUND TYPE	TOTAL EXPENDITURES	TOTAL SPENT WITH NON-HUBS	TOTAL SPENT WITH **ADJ HUBS 11.5%	TOTAL SPENT WITH *OTHER HUBS 1.1%	BLACK	HISPANIC	WOMAN	*OTHER HUB GOAL 1.1% ASIAN PACIFIC NATIVE AMERICAN
T	\$266,226	\$162,032/83.4%	\$86,897/21.9%	\$37,295/14.6%	\$31,443/12.2%		\$24,454/3.58%	\$37,295/14.6%
N								
S								
-TC	\$32,053	\$32,053/100 %						
C	\$223,172	\$128,979/58.2%	\$55,897/25.0%	\$37,295/16.7%	\$31,443/14.0%		\$24,454/10.9%	\$37,295/16.7%

DB = DEBIT (NEGATIVE AMOUNT) \* = OTHER HUBS \*\* = ADJUSTED HUBS \*\*\* = DOLLARS REPORTED BUT NOT SHOWN IN THESE COLUMNS. SEE COVER LETTER PARA. 4  
T: TREASURY, N: NON-TREASURY, S: SUBCONTRACTOR FUNDS & PROCUREMENT CARD HUB PURCHASES, TC: TERM CONTRACT, C: CONSOLIDATED. SEE PAGE 4 OF HUB REPORT FOR FUND TYPE DESCRIPTION.

453-TEXAS WORKERS' COMPENSATION COMM-Heavy Construction Unadjusted Goal is 11.9%

FUND TYPE	TOTAL EXPENDITURES	TOTAL SPENT WITH NON-HUBS AMOUNT/%	TOTAL SPENT WITH **ADJ. HUBS 6.0% AMOUNT/%	TOTAL SPENT WITH *OTHER HUBS 5.3% AMOUNT/%	ASIAN PACIFIC AMOUNT/%	BLACK AMOUNT/%	HISPANIC AMOUNT/%	NATIVE AMERICAN AMOUNT/%	*OTHER HUB GOAL 5.3% WOMAN AMOUNT/%
T									
N									
S									
-TC									
C									

453-TEXAS WORKERS' COMPENSATION COMM-Building Construction Unadjusted Goal is 26.1%

FUND TYPE	TOTAL EXPENDITURES	TOTAL SPENT WITH NON-HUBS	TOTAL SPENT WITH **ADJ. HUBS 26.1%	TOTAL SPENT WITH *OTHER HUBS 1.0%	BLACK	HISPANIC	WOMAN	*OTHER HUB GOAL 1.0% ASIAN PACIFIC NATIVE AMERICAN
T								
N								
S								
-TC								
C								

453-TEXAS WORKERS' COMPENSATION COMM-Special Trade Unadjusted Goal is 57.2%

FUND TYPE	TOTAL EXPENDITURES	TOTAL SPENT WITH NON-HUBS	TOTAL SPENT WITH **ADJ. HUBS 57.0%	TOTAL SPENT WITH *OTHER HUBS 10.2%	BLACK	HISPANIC	ASIAN PACIFIC	NATIVE AMERICAN	WOMAN
T	\$96,445	\$96,445/100 %							
N									
S									
-TC									
C	\$96,445	\$96,445/100 %							

453-TEXAS WORKERS' COMPENSATION COMM-Professional Services Unadjusted Goal is 20.0%

FUND TYPE	TOTAL EXPENDITURES	TOTAL SPENT WITH NON-HUBS	TOTAL SPENT WITH **ADJ. HUBS 19.1%	TOTAL SPENT WITH *OTHER HUBS 1.9%	BLACK	HISPANIC	WOMAN	*OTHER HUB GOAL 1.9% ASIAN PACIFIC NATIVE AMERICAN
T	\$30,000	\$30,000/100 %						
N								
S								
-TC								
C	\$30,000	\$30,000/100 %						

453-TEXAS WORKERS' COMPENSATION COMM-Other Services Unadjusted Goal is 33.0%

FUND TYPE	TOTAL EXPENDITURES	TOTAL SPENT WITH NON-HUBS	TOTAL SPENT WITH **ADJ. HUBS 33.0%	ASIAN PACIFIC	BLACK	HISPANIC	NATIVE AMERICAN	WOMAN
T	\$4,430,859	\$4,256,683/96.0%	\$174,176/3.93%	\$450/.010%	\$1,111/.025%	\$100,980/2.27%		\$71,653/1.61%
N								
S	***	***						
-TC	\$40,488	\$33,243/82.0%	\$7,256/17.9%					\$7,256/17.9%
C	\$4,390,360	\$4,223,440/96.1%	\$166,920/3.80%	\$450/.010%	\$1,111/.025%	\$100,880/2.28%		\$64,397/1.46%

453-TEXAS WORKERS' COMPENSATION COMM-Commodity Purchasing Unadjusted Goal is 12.8%

FUND TYPE	TOTAL EXPENDITURES	TOTAL SPENT WITH NON-HUBS	TOTAL SPENT WITH **ADJ. HUBS 11.5%	TOTAL SPENT WITH *OTHER HUBS 1.1%	BLACK	HISPANIC	WOMAN	*OTHER HUB GOAL 1.1% ASIAN PACIFIC NATIVE AMERICAN
T	\$3,488,713	\$2,804,328/80.2%	\$188,418/5.39%	\$398,355/11.3%	\$564/.016%	\$27,278/.781%	\$150,577/4.80%	\$398,441/11.3%
N								
S								
-TC	\$628,384	\$518,380/88.1%	\$6,128/1.15%	\$3,870/.732%			\$6,128/1.15%	\$3,870/.732%
C	\$2,861,324	\$2,385,948/80.5%	\$182,298/6.15%	\$393,046/13.2%	\$564/.019%	\$27,276/.921%	\$154,449/5.21%	\$382,571/13.2%

DE = DEBIT (NEGATIVE AMOUNT) \* = OTHER HUBS \*\* = ADJUSTED HUBS \*\*\* = DOLLARS REPORTED BUT NOT SHOWN IN THESE COLUMNS. SEE COVER LETTER PARA. 4  
T=TREASURY, N=NON-TREASURY, S=SUBCONTRACTOR FUNDS & PROCUREMENT CARD HUB PURCHASES, TC=TERM CONTRACT, C=CONSOLIDATED. SEE PAGE 4 OF HUB REPORT FOR FUND TYPE DESCRIPTION.

454-TEXAS DEPARTMENT OF INSURANCE-Heavy Construction Unadjusted Goal is 11.9%

FUND TYPE	TOTAL EXPENDITURES	TOTAL SPENT WITH NON-HUBS AMOUNT/%	TOTAL SPENT WITH **ADJ. HUBS 6.6%	TOTAL SPENT WITH *OTHER HUBS 5.3%	ASIAN PACIFIC AMOUNT/%	**ADJUSTED HUB GOAL 6.6%	BLACK AMOUNT/%	HISPANIC AMOUNT/%	NATIVE AMERICAN AMOUNT/%	*OTHER HUB GOAL 5.3% WOMAN AMOUNT/%
-----------	--------------------	------------------------------------	-----------------------------------	-----------------------------------	------------------------	--------------------------	----------------	-------------------	--------------------------	-------------------------------------

T  
N  
S  
-TC

C

454-TEXAS DEPARTMENT OF INSURANCE-Building Construction Unadjusted Goal is 25.1%

FUND TYPE	TOTAL EXPENDITURES	TOTAL SPENT WITH NON-HUBS	TOTAL SPENT WITH **ADJ. HUBS 25.1%	TOTAL SPENT WITH *OTHER HUBS 1.0%	BLACK	**ADJUSTED HUB GOAL 25.1%	HISPANIC	WOMAN	*OTHER HUB GOAL 1.0%	ASIAN PACIFIC	NATIVE AMERICAN
-----------	--------------------	---------------------------	------------------------------------	-----------------------------------	-------	---------------------------	----------	-------	----------------------	---------------	-----------------

T  
N  
S  
-TC

C

454-TEXAS DEPARTMENT OF INSURANCE-Special Trade Unadjusted Goal is 57.2%

FUND TYPE	TOTAL EXPENDITURES	TOTAL SPENT WITH NON-HUBS	TOTAL SPENT WITH **ADJ. HUBS 47.0%	TOTAL SPENT WITH *OTHER HUBS 10.2%	BLACK	**ADJUSTED HUB GOAL 47.0%	HISPANIC	ASIAN PACIFIC	*OTHER HUB GOAL 10.2%	NATIVE AMERICAN	WOMAN
-----------	--------------------	---------------------------	------------------------------------	------------------------------------	-------	---------------------------	----------	---------------	-----------------------	-----------------	-------

T  
N  
S  
-TC

C

454-TEXAS DEPARTMENT OF INSURANCE-Professional Services Unadjusted Goal is 20.0%

FUND TYPE	TOTAL EXPENDITURES	TOTAL SPENT WITH NON-HUBS	TOTAL SPENT WITH **ADJ. HUBS 18.1%	TOTAL SPENT WITH *OTHER HUBS 1.9%	BLACK	**ADJUSTED HUB GOAL 18.1%	HISPANIC	WOMAN	*OTHER HUB GOAL 1.9%	ASIAN PACIFIC	NATIVE AMERICAN
-----------	--------------------	---------------------------	------------------------------------	-----------------------------------	-------	---------------------------	----------	-------	----------------------	---------------	-----------------

T  
N  
S  
-TC

C

454-TEXAS DEPARTMENT OF INSURANCE-Other Services Unadjusted Goal is 33.0%

FUND TYPE	TOTAL EXPENDITURES	TOTAL SPENT WITH NON-HUBS	TOTAL SPENT WITH **ADJ. HUBS 33.0%	TOTAL SPENT WITH *OTHER HUBS 1.3%	ASIAN PACIFIC	BLACK	**ADJUSTED HUB GOAL 33.0%	HISPANIC	NATIVE AMERICAN	WOMAN
T	\$1,424,101	\$1,311,176/92.0%	\$112,924/7.9%	\$6,320/0.4%	\$3,400/.23%	\$8,994/.63%	\$74,005/5.19%	\$38,988/4.6%		\$28,528/2.00%
N	\$850,166	\$799,846/94.0%	\$60,320/7.0%							\$11,331/1.33%
S										\$4,569/3.01%
-TC	\$151,639	\$147,118/96.3%	\$4,521/2.9%							
C	\$2,122,578	\$1,963,802/92.5%	\$158,776/7.4%		\$3,400/.16%	\$8,994/.32%	\$112,934/5.32%	\$38,988/1.66%		\$35,286/1.66%

T  
N  
S  
-TC

C

454-TEXAS DEPARTMENT OF INSURANCE-Commodity Purchasing Unadjusted Goal is 12.8%

FUND TYPE	TOTAL EXPENDITURES	TOTAL SPENT WITH NON-HUBS	TOTAL SPENT WITH **ADJ. HUBS 11.5%	TOTAL SPENT WITH *OTHER HUBS 1.3%	BLACK	**ADJUSTED HUB GOAL 11.5%	HISPANIC	WOMAN	*OTHER HUB GOAL 1.1%	ASIAN PACIFIC	NATIVE AMERICAN
T	\$2,485,570	\$1,125,893/45.3%	\$1,007,912/40.5%	\$351,964/14.1%	\$362,861/14.5%	\$98,328/3.85%	\$546,734/21.9%		\$351,964/14.1%		
N											
S											
-TC	\$323,866	\$228,367/69.9%	\$37,040/11.4%	\$60,257/18.6%	\$458/.141%	\$24,157/7.46%	\$12,424/3.83%	\$60,257/18.6%			
C	\$2,161,904	\$898,326/41.5%	\$970,872/44.9%	\$291,707/13.4%	\$362,392/15.7%	\$74,149/3.43%	\$534,310/24.7%	\$291,707/13.4%			

T  
N  
S  
-TC

C

DB = DEBIT (NEGATIVE AMOUNT) \* = OTHER HUBS \*\* = ADJUSTED HUBS \*\*\* = DOLLARS REPORTED BUT NOT SHOWN IN THESE COLUMNS. SEE COVER LETTER PARA. 4  
T-TREASURY, N-NON-TREASURY, S-SUBCONTRACTOR FUNDS & PROCUREMENT CARD HUB PURCHASES, TC-TERM CONTRACT, C-CONSOLIDATED. SEE PAGE 4 OF HUB REPORT FOR FUND TYPE DESCRIPTION.

455-RAILROAD COMMISSION-Heavy Construction Unadjusted Goal is 11.9%

FUND TYPE	TOTAL EXPENDITURES	TOTAL SPENT WITH NON-HUBS AMOUNT/%	TOTAL SPENT WITH **ADJ. HUBS 8.8%	TOTAL SPENT WITH *OTHER HUBS 3.1%	ASIAN PACIFIC AMOUNT/%	BLACK AMOUNT/%	HISPANIC AMOUNT/%	NATIVE AMERICAN AMOUNT/%	*OTHER HUB GOAL 3.3% WOMAN AMOUNT/%
T									
N									
S									
TC									
C									

455-RAILROAD COMMISSION-Building Construction Unadjusted Goal is 25.1%

FUND TYPE	TOTAL EXPENDITURES	TOTAL SPENT WITH NON-HUBS	TOTAL SPENT WITH **ADJ. HUBS 25.1%	TOTAL SPENT WITH *OTHER HUBS 1.0%	BLACK	HISPANIC	WOMAN	*OTHER HUB GOAL 1.0% ASIAN PACIFIC NATIVE AMERICAN
T								
N								
S								
TC								
C								

455-RAILROAD COMMISSION-Special Trade Unadjusted Goal is 57.2%

FUND TYPE	TOTAL EXPENDITURES	TOTAL SPENT WITH NON-HUBS	TOTAL SPENT WITH **ADJ. HUBS 57.0%	TOTAL SPENT WITH *OTHER HUBS 10.2%	BLACK	HISPANIC	ASIAN PACIFIC	NATIVE AMERICAN	WOMAN
T	\$10,027	\$10,027/100 %							
N									
S									
TC									
C	\$10,027	\$10,027/100 %							

455-RAILROAD COMMISSION-Professional Services Unadjusted Goal is 20.0%

FUND TYPE	TOTAL EXPENDITURES	TOTAL SPENT WITH NON-HUBS	TOTAL SPENT WITH **ADJ. HUBS 12.1%	TOTAL SPENT WITH *OTHER HUBS 7.9%	BLACK	HISPANIC	WOMAN	*OTHER HUB GOAL 1.3% ASIAN PACIFIC NATIVE AMERICAN
T	\$303,542	\$303,542/100 %						
N								
S	***	***	\$65,073/21.4%	\$21,100/6.95%		\$14,205/4.67%	\$50,866/16.7%	\$21,100/6.95%
TC	\$6,847	\$6,847/100 %						
C	\$296,695	\$296,695/100 %	\$65,073/21.9%	\$21,100/7.10%		\$14,205/4.78%	\$50,866/17.1%	\$21,100/7.10%

455-RAILROAD COMMISSION-Other Services Unadjusted Goal is 33.0%

FUND TYPE	TOTAL EXPENDITURES	TOTAL SPENT WITH NON-HUBS	TOTAL SPENT WITH **ADJ. HUBS 13.0%	TOTAL SPENT WITH *OTHER HUBS 20.0%	ASIAN PACIFIC	BLACK	HISPANIC	NATIVE AMERICAN	WOMAN
T	\$10,283,985	\$8,351,842/80.8%	\$932,142/9.06%		\$59,682/.560%	\$146,882/1.42%	\$41,415/.402%		\$684,161/6.65%
N									
S	***	***	\$98,624/1.74%	\$2,640/1.16%		\$19,887/.348%			\$79,627/1.35%
TC	\$213,789	\$211,218/98.6%			\$38/.018%				\$2,502/1.17%
C	\$10,070,226	\$9,140,624/90.7%	\$1,029,125/10.2%		\$59,643/.582%	\$166,779/1.65%	\$41,415/.411%		\$761,287/7.55%

455-RAILROAD COMMISSION-Commodity Purchasing Unadjusted Goal is 12.6%

FUND TYPE	TOTAL EXPENDITURES	TOTAL SPENT WITH NON-HUBS	TOTAL SPENT WITH **ADJ. HUBS 11.5%	TOTAL SPENT WITH *OTHER HUBS 1.1%	BLACK	HISPANIC	WOMAN	*OTHER HUB GOAL 1.1% ASIAN PACIFIC NATIVE AMERICAN
T	\$2,983,205	\$1,908,358/64.3%	\$820,853/27.7%	\$235,983/7.96%	\$15,783/.533%	\$106,348/3.56%	\$698,723/23.5%	\$235,983/7.96%
N								
S	***	***	\$18,577/11.8%	\$242/.155%	\$7,873/5.03%	\$4,102/2.82%	\$6,601/4.21%	\$242/.155%
TC	\$788,220	\$771,416/97.8%	\$16,473/2.08%	\$230/.041%	\$1,024/.130%	\$2,488/.317%	\$12,849/1.64%	\$330/.041%
C	\$2,174,985	\$1,134,942/52.1%	\$822,866/37.8%	\$235,897/10.8%	\$22,642/1.04%	\$107,948/4.96%	\$692,375/31.8%	\$235,857/10.8%

DB = DEBIT (NEGATIVE AMOUNT) \* = OTHER HUBS \*\* = ADJUSTED HUBS \*\*\* = DOLLARS REPORTED BUT NOT SHOWN IN THESE COLUMNS. SEE COVER LETTER PARA. 4  
 T-TREASURY, N=NON-TREASURY, S-SUBCONTRACTOR FUNDS & PROCUREMENT CARD HUB PURCHASES, TC=TERM CONTRACT, C=CONSOLIDATED. SEE PAGE 4 OF HUB REPORT FOR FUND TYPE DESCRIPTION.



**456-BOARD OF PLUMBING EXAMINERS-Heavy Construction Unadjusted Goal is 11.8%**

FUND TYPE	TOTAL EXPENDITURES	TOTAL SPENT WITH NON-HUBS AMOUNT/%	TOTAL SPENT WITH **ADJ. HUBS 6.6% AMOUNT/%	TOTAL SPENT WITH *OTHER HUBS 5.3% AMOUNT/%	ASIAN PACIFIC AMOUNT/%	BLACK AMOUNT/%	HISPANIC AMOUNT/%	NATIVE AMERICAN AMOUNT/%	*OTHER HUB GOAL 5.3% WOMAN AMOUNT/%
T									
N									
S									
-TC									
C									

**456-BOARD OF PLUMBING EXAMINERS-Building Construction Unadjusted Goal is 26.1%**

FUND TYPE	TOTAL EXPENDITURES	TOTAL SPENT WITH NON-HUBS	TOTAL SPENT WITH **ADJ. HUBS 26.1%	TOTAL SPENT WITH *OTHER HUBS 1.0%	BLACK	HISPANIC	WOMAN	ASIAN PACIFIC	NATIVE AMERICAN
T									
N									
S									
-TC									
C									

**456-BOARD OF PLUMBING EXAMINERS-Special Trade Unadjusted Goal is 57.2%**

FUND TYPE	TOTAL EXPENDITURES	TOTAL SPENT WITH NON-HUBS	TOTAL SPENT WITH **ADJ. HUBS 57.2%	TOTAL SPENT WITH *OTHER HUBS 10.2%	BLACK	HISPANIC	ASIAN PACIFIC	NATIVE AMERICAN	WOMAN
T	\$20	\$20/100 %							
N									
S									
-TC									
C	\$20	\$20/100 %							

**456-BOARD OF PLUMBING EXAMINERS-Professional Services Unadjusted Goal is 20.0%**

FUND TYPE	TOTAL EXPENDITURES	TOTAL SPENT WITH NON-HUBS	TOTAL SPENT WITH **ADJ. HUBS 18.1%	TOTAL SPENT WITH *OTHER HUBS 1.9%	BLACK	HISPANIC	WOMAN	ASIAN PACIFIC	NATIVE AMERICAN
T	\$13,117	\$13,117/100 %							
N									
S									
-TC									
C	\$13,117	\$13,117/100 %							

**456-BOARD OF PLUMBING EXAMINERS-Other Services Unadjusted Goal is 33.0%**

FUND TYPE	TOTAL EXPENDITURES	TOTAL SPENT WITH NON-HUBS	TOTAL SPENT WITH **ADJ. HUBS 33.0%	ASIAN PACIFIC	BLACK	HISPANIC	NATIVE AMERICAN	WOMAN
T	\$112,152	\$99,454/88.6%	\$12,698/11.3%	\$3,500/3.12%		\$7,441/6.63%		\$1,756/1.56%
N								
S								
-TC	\$18,842	\$18,842/100 %						
C	\$93,310	\$80,611/86.3%	\$12,698/12.6%	\$3,500/3.75%		\$7,441/7.97%		\$1,756/1.88%

**456-BOARD OF PLUMBING EXAMINERS-Commodity Purchasing Unadjusted Goal is 12.8%**

FUND TYPE	TOTAL EXPENDITURES	TOTAL SPENT WITH NON-HUBS	TOTAL SPENT WITH **ADJ. HUBS 11.5%	TOTAL SPENT WITH *OTHER HUBS 1.3%	BLACK	HISPANIC	WOMAN	ASIAN PACIFIC	NATIVE AMERICAN
T	\$73,743	\$66,706/75.5%	\$13,465/18.2%	\$4,570/6.19%			\$13,465/18.2%		\$4,570/6.19%
N									
S									
-TC	\$15,054	\$15,006/99.4%		\$78/.509%					\$76/.509%
C	\$58,689	\$40,682/69.3%	\$13,465/22.9%	\$4,493/7.86%			\$13,465/22.9%		\$4,493/7.86%

DB = DEBIT (NEGATIVE AMOUNT) \* = OTHER HUBS \*\* = ADJUSTED HUBS \*\*\* = DOLLARS REPORTED BUT NOT SHOWN IN THESE COLUMNS. SEE COVER LETTER PARA. 4  
T-TREASURY, N=NON-TREASURY, S=SUBCONTRACTOR FUNDS & PROCUREMENT CARD HUB PURCHASES, TC-TERM CONTRACT, C-CONSOLIDATED. SEE PAGE 4 OF HUB REPORT FOR FUND TYPE DESCRIPTION.

457-STATE BOARD OF PUBLIC ACCOUNTANCY-Heavy Construction Unadjusted Goal is 11.8%

FUND TYPE	TOTAL EXPENDITURES	TOTAL SPENT WITH NON-HUBS AMOUNT/%	TOTAL SPENT WITH **ADJ. HUBS 5.6% AMOUNT/%	TOTAL SPENT WITH *OTHER HUBS 5.3% AMOUNT/%	ASIAN PACIFIC AMOUNT/%	BLACK AMOUNT/%	HISPANIC AMOUNT/%	NATIVE AMERICAN AMOUNT/%	*OTHER HUB GOAL 5.3% WOMAN AMOUNT/%
T									
N									
S									
-TC									
C									

457-STATE BOARD OF PUBLIC ACCOUNTANCY-Building Construction Unadjusted Goal is 26.1%

FUND TYPE	TOTAL EXPENDITURES	TOTAL SPENT WITH NON-HUBS	TOTAL SPENT WITH **ADJ. HUBS 25.1%	TOTAL SPENT WITH *OTHER HUBS 1.0%	BLACK	HISPANIC	WOMAN	ASIAN PACIFIC	NATIVE AMERICAN
T									
N									
S									
-TC									
C									

457-STATE BOARD OF PUBLIC ACCOUNTANCY-Special Trade Unadjusted Goal is 57.2%

FUND TYPE	TOTAL EXPENDITURES	TOTAL SPENT WITH NON-HUBS	TOTAL SPENT WITH **ADJ. HUBS 47.0%	TOTAL SPENT WITH *OTHER HUBS 10.2%	BLACK	HISPANIC	ASIAN PACIFIC	NATIVE AMERICAN	WOMAN
T	\$731	\$731/100 %							
N									
S									
-TC									
C	\$731	\$731/100 %							

457-STATE BOARD OF PUBLIC ACCOUNTANCY-Professional Services Unadjusted Goal is 20.0%

FUND TYPE	TOTAL EXPENDITURES	TOTAL SPENT WITH NON-HUBS	TOTAL SPENT WITH **ADJ. HUBS 18.1%	TOTAL SPENT WITH *OTHER HUBS 1.9%	BLACK	HISPANIC	WOMAN	ASIAN PACIFIC	NATIVE AMERICAN
T	\$11,605	\$5,105/52.6%	\$5,500/47.3%				\$5,500/47.3%		
N									
S									
-TC									
C	\$11,605	\$5,105/52.6%	\$5,500/47.3%				\$5,500/47.3%		

457-STATE BOARD OF PUBLIC ACCOUNTANCY-Other Services Unadjusted Goal is 33.0%

FUND TYPE	TOTAL EXPENDITURES	TOTAL SPENT WITH NON-HUBS	TOTAL SPENT WITH **ADJ. HUBS 23.0%	TOTAL SPENT WITH *OTHER HUBS 1.1%	ASIAN PACIFIC	BLACK	HISPANIC	NATIVE AMERICAN	WOMAN
T	\$726,640	\$676,067/93.0%	\$50,612/6.9%		\$21,548/2.98%				\$29,064/2.98%
N									
S									
-TC	\$4,823	\$4,823/100 %							
C	\$721,857	\$671,244/92.9%	\$50,612/7.0%		\$21,548/2.98%				\$29,064/4.02%

457-STATE BOARD OF PUBLIC ACCOUNTANCY-Commodity Purchasing Unadjusted Goal is 12.6%

FUND TYPE	TOTAL EXPENDITURES	TOTAL SPENT WITH NON-HUBS	TOTAL SPENT WITH **ADJ. HUBS 11.5%	TOTAL SPENT WITH *OTHER HUBS 1.1%	BLACK	HISPANIC	WOMAN	ASIAN PACIFIC	NATIVE AMERICAN
T	\$93,448	\$87,016/93.1%	\$4,700/5.0%	\$1,728/1.84%		\$281/3.12%	\$4,409/4.71%		\$1,728/1.84%
N									
S									
-TC									
C	\$93,448	\$87,016/93.1%	\$4,700/5.0%	\$1,728/1.84%		\$281/3.12%	\$4,409/4.71%		\$1,728/1.84%

DB = DEBIT (NEGATIVE AMOUNT) \* = OTHER HUBS \*\* = ADJUSTED HUBS \*\*\* = DOLLARS REPORTED BUT NOT SHOWN IN THESE COLUMNS. SEE COVER LETTER PARA. 4  
T-TREASURY, N-NON-TREASURY, S-SUBCONTRACTOR FUNDS & PROCUREMENT CARD HUB PURCHASES, TC-TERM CONTRACT, C-CONSOLIDATED. SEE PAGE 4 OF HUB REPORT FOR FUND TYPE DESCRIPTION.

453-ALCOHOLIC BEVERAGE COMMISSION-Heavy Construction Unadjusted Goal is 11.8%

FUND TYPE	TOTAL EXPENDITURES	TOTAL SPENT WITH NON-HUBS AMOUNT/%	TOTAL SPENT WITH **ADJ. HUBS 8.8%	TOTAL SPENT WITH *OTHER HUBS 3.0%	ASIAN PACIFIC AMOUNT/%	**ADJUSTED HUB GOAL 6.6%	BLACK AMOUNT/%	HISPANIC AMOUNT/%	NATIVE AMERICAN AMOUNT/%	*OTHER HUB GOAL 5.3%	WOMAN AMOUNT/%
T											
N											
S											
-TC											
C											

454-ALCOHOLIC BEVERAGE COMMISSION-Building Construction Unadjusted Goal is 26.1%

FUND TYPE	TOTAL EXPENDITURES	TOTAL SPENT WITH NON-HUBS	TOTAL SPENT WITH **ADJ. HUBS 20.1%	TOTAL SPENT WITH *OTHER HUBS 6.0%	BLACK	**ADJUSTED HUB GOAL 26.1%	HISPANIC	WOMAN	*OTHER HUB GOAL 1.0%	ASIAN PACIFIC	NATIVE AMERICAN
T	\$18,422	\$18,422/100%									
N											
S											
-TC											
C	\$18,422	\$18,422/100%									

454-ALCOHOLIC BEVERAGE COMMISSION-Special Trade Unadjusted Goal is 67.2%

FUND TYPE	TOTAL EXPENDITURES	TOTAL SPENT WITH NON-HUBS	TOTAL SPENT WITH **ADJ. HUBS 47.0%	TOTAL SPENT WITH *OTHER HUBS 20.2%	BLACK	**ADJUSTED HUB GOAL 47.0%	HISPANIC	ASIAN PACIFIC	NATIVE AMERICAN	WOMAN
T	\$4,450	\$4,450/100%								
N										
S										
-TC										
C	\$4,450	\$4,450/100%								

454-ALCOHOLIC BEVERAGE COMMISSION-Professional Services Unadjusted Goal is 20.0%

FUND TYPE	TOTAL EXPENDITURES	TOTAL SPENT WITH NON-HUBS	TOTAL SPENT WITH **ADJ. HUBS 16.1%	TOTAL SPENT WITH *OTHER HUBS 3.9%	BLACK	**ADJUSTED HUB GOAL 18.1%	HISPANIC	WOMAN	*OTHER HUB GOAL 1.9%	ASIAN PACIFIC	NATIVE AMERICAN
T	\$410	\$120/29.2%	\$290/70.7%								
N											
S											
-TC											
C	\$410	\$120/29.2%	\$290/70.7%				\$290/70.7%				

455-ALCOHOLIC BEVERAGE COMMISSION-Other Services Unadjusted Goal is 33.0%

FUND TYPE	TOTAL EXPENDITURES	TOTAL SPENT WITH NON-HUBS	TOTAL SPENT WITH **ADJ. HUBS 33.0%	TOTAL SPENT WITH *OTHER HUBS 9.7%	ASIAN PACIFIC	**ADJUSTED HUB GOAL 33.0%	BLACK	HISPANIC	NATIVE AMERICAN	WOMAN
T	\$618,426	\$403,443/74.9%	\$154,982/25.0%		\$9,491/1.53%		\$833/.134%	\$25,319/4.09%		\$119,338/19.2%
N										
S	***	***	\$722/.416%		\$472/.272%					\$250/.144%
-TC	\$34,330	\$30,977/90.2%	\$3,352/9.78%					\$2,226/6.48%		\$1,126/3.28%
C	\$584,095	\$432,466/74.0%	\$152,352/26.0%		\$9,963/1.70%		\$833/.142%	\$23,092/3.95%		\$118,461/20.2%

455-ALCOHOLIC BEVERAGE COMMISSION-Commodity Purchasing Unadjusted Goal is 12.6%

FUND TYPE	TOTAL EXPENDITURES	TOTAL SPENT WITH NON-HUBS	TOTAL SPENT WITH **ADJ. HUBS 11.9%	TOTAL SPENT WITH *OTHER HUBS 0.7%	BLACK	**ADJUSTED HUB GOAL 11.6%	HISPANIC	WOMAN	*OTHER HUB GOAL 1.1%	ASIAN PACIFIC	NATIVE AMERICAN
T	\$2,246,929	\$1,892,824/84.2%	\$344,661/15.2%		\$32,726/1.43%		\$4,179/.182%	\$312,942/13.8%		\$44,153/1.93%	
N											
S	***	***	\$6,171/2.21%		\$2,938/1.05%			\$3,236/1.16%		\$1,871/.871%	
-TC	\$110,276	\$108,868/98.5%	\$1,610/1.48%					\$531/.481%		\$1,075/.978%	
C	\$2,176,652	\$1,784,258/81.9%	\$394,412/18.2%		\$36,664/1.63%		\$3,648/.187%	\$315,098/14.4%		\$46,024/2.11%	

DB = DEBIT (NEGATIVE AMOUNT) \* = OTHER HUBS \*\* = ADJUSTED HUBS \*\*\* = DOLLARS REPORTED BUT NOT SHOWN IN THESE COLUMNS. SEE COVER LETTER PARA. 4  
T=TREASURY, N=NON-TREASURY, S=SUBCONTRACTOR FUNDS & PROCUREMENT CARD HUB PURCHASES, TC=TERM CONTRACT, C=CONSOLIDATED. SEE PAGE 4 OF HUB REPORT FOR FUND TYPE DESCRIPTION.

FUND TYPE	TOTAL EXPENDITURES	TOTAL SPENT WITH NON-HUBS	459-TX BOARD OF ARCHITECTURAL EXAMINERS-Heavy Construction Unadjusted Goal is 11.9%		**ADJUSTED HUB GOAL 6.6%				*OTHER HUB GOAL 5.3%
			TOTAL SPENT WITH **ADJ. HUBS 6.0%	TOTAL SPENT WITH *OTHER HUBS 1.3%	ASIAN PACIFIC AMOUNT/%	BLACK AMOUNT/%	HISPANIC AMOUNT/%	NATIVE AMERICAN AMOUNT/%	WOMAN AMOUNT/%
T									
N									
S									
-TC									
C									

FUND TYPE	TOTAL EXPENDITURES	TOTAL SPENT WITH NON-HUBS	459-TX BOARD OF ARCHITECTURAL EXAMINERS-Building Construction Unadjusted Goal is 26.1%		**ADJUSTED HUB GOAL 26.1%			*OTHER HUB GOAL 1.0%	
			TOTAL SPENT WITH **ADJ. HUBS 25.1%	TOTAL SPENT WITH *OTHER HUBS 1.0%	BLACK	HISPANIC	WOMAN	ASIAN PACIFIC	NATIVE AMERICAN
T									
N									
S									
-TC									
C									

FUND TYPE	TOTAL EXPENDITURES	TOTAL SPENT WITH NON-HUBS	459-TX BOARD OF ARCHITECTURAL EXAMINERS-Special Trade Unadjusted Goal is 57.2%		**ADJUSTED HUB GOAL 47.0%		*OTHER HUB GOAL 10.2%		
			TOTAL SPENT WITH **ADJ. HUBS 47.0%	TOTAL SPENT WITH *OTHER HUBS 10.2%	BLACK	HISPANIC	ASIAN PACIFIC	NATIVE AMERICAN	WOMAN
T									
N									
S									
-TC									
C									

FUND TYPE	TOTAL EXPENDITURES	TOTAL SPENT WITH NON-HUBS	459-TX BOARD OF ARCHITECTURAL EXAMINERS-Professional Services Unadjusted Goal is 20.0%		**ADJUSTED HUB GOAL 18.1%			*OTHER HUB GOAL 1.9%	
			TOTAL SPENT WITH **ADJ. HUBS 18.1%	TOTAL SPENT WITH *OTHER HUBS 1.9%	BLACK	HISPANIC	WOMAN	ASIAN PACIFIC	NATIVE AMERICAN
T									
N									
S									
-TC									
C									

FUND TYPE	TOTAL EXPENDITURES	TOTAL SPENT WITH NON-HUBS	459-TX BOARD OF ARCHITECTURAL EXAMINERS-Other Services Unadjusted Goal is 33.0%		**ADJUSTED HUB GOAL 33.0%				
			TOTAL SPENT WITH **ADJ. HUBS 33.0%	TOTAL SPENT WITH *OTHER HUBS 1.3%	ASIAN PACIFIC	BLACK	HISPANIC	NATIVE AMERICAN	WOMAN
T	\$511,707	\$500,116/97.7%	\$11,591/2.26%		\$4,896/.957%	\$1,341/.262%			\$5,351/1.04%
N									
S									
-TC	\$9,334	\$5,444/58.0%	\$2,513/30.8%		\$2,913/30.9%				
C	\$502,369	\$493,631/98.2%	\$8,678/1.72%		\$1,985/.386%	\$1,341/.267%			\$5,351/1.06%

FUND TYPE	TOTAL EXPENDITURES	TOTAL SPENT WITH NON-HUBS	459-TX BOARD OF ARCHITECTURAL EXAMINERS-Commodity Purchasing Unadjusted Goal is 12.8%		**ADJUSTED HUB GOAL 11.5%			*OTHER HUB GOAL 1.1%	
			TOTAL SPENT WITH **ADJ. HUBS 1.3%	TOTAL SPENT WITH *OTHER HUBS 1.1%	BLACK	HISPANIC	WOMAN	ASIAN PACIFIC	NATIVE AMERICAN
T	\$59,861	\$51,074/85.3%	\$2,944/4.92%	\$5,802/9.68%		\$2,530/4.22%	\$454/.758%		\$5,802/9.89%
N									
S									
-TC	\$7,969	\$7,969/100%							
C	\$51,891	\$43,104/83.0%	\$2,958/5.75%	\$5,802/11.1%		\$2,530/4.67%	\$454/.875%		\$5,802/11.1%

DB = DEBIT (NEGATIVE AMOUNT) \* = OTHER HUBS \*\* = ADJUSTED HUBS \*\*\* = DOLLARS REPORTED BUT NOT SHOWN IN THESE COLUMNS. SEE COVER LETTER PARA. 4  
T-TREASURY, N-NON-TREASURY, S-SUBCONTRACTOR FUNDS & PROCUREMENT CARD HUB PURCHASES, TC-TERM CONTRACT, C-CONSOLIDATED. SEE PAGE 4 OF HUB REPORT FOR FUND TYPE DESCRIPTION.

450-TEXAS BOARD OF PROFESSIONAL ENGINEER-Heavy Construction Unadjusted Goal is 11.8%

FUND TYPE	TOTAL EXPENDITURES	TOTAL SPENT WITH NON-HUBS AMOUNT/%	TOTAL SPENT WITH **ADJ. HUBS 6.6% AMOUNT/%	TOTAL SPENT WITH *OTHER HUBS 5.2% AMOUNT/%	**ADJUSTED HUB GOAL 6.6%				*OTHER HUB GOAL 5.3% WOMAN AMOUNT/%
					ASIAN PACIFIC AMOUNT/%	BLACK AMOUNT/%	HISPANIC AMOUNT/%	NATIVE AMERICAN AMOUNT/%	
T									
N									
S									
-TC									
C									

450-TEXAS BOARD OF PROFESSIONAL ENGINEER-Building Construction Unadjusted Goal is 26.1%

FUND TYPE	TOTAL EXPENDITURES	TOTAL SPENT WITH NON-HUBS	TOTAL SPENT WITH **ADJ. HUBS 25.1% AMOUNT/%	TOTAL SPENT WITH *OTHER HUBS 0% AMOUNT/%	**ADJUSTED HUB GOAL 26.1%			*OTHER HUB GOAL 1.0%	
					BLACK	HISPANIC	WOMAN	ASIAN PACIFIC	NATIVE AMERICAN
T									
N									
S									
-TC									
C									

450-TEXAS BOARD OF PROFESSIONAL ENGINEER-Special Trade Unadjusted Goal is 57.2%

FUND TYPE	TOTAL EXPENDITURES	TOTAL SPENT WITH NON-HUBS	TOTAL SPENT WITH **ADJ. HUBS 47.0% AMOUNT/%	TOTAL SPENT WITH *OTHER HUBS 10.2% AMOUNT/%	**ADJUSTED HUB GOAL 47.0%		*OTHER HUB GOAL 10.2%		
					BLACK	HISPANIC	ASIAN PACIFIC	NATIVE AMERICAN	WOMAN
T	\$6,392	\$5,070/79.3%		\$1,322/20.6%					\$1,322/20.6%
N									
S									
-TC									
C	\$6,392	\$5,070/79.3%		\$1,322/20.6%					\$1,322/20.6%

460-TEXAS BOARD OF PROFESSIONAL ENGINEER-Professional Services Unadjusted Goal is 20.0%

FUND TYPE	TOTAL EXPENDITURES	TOTAL SPENT WITH NON-HUBS	TOTAL SPENT WITH **ADJ. HUBS 18.1% AMOUNT/%	TOTAL SPENT WITH *OTHER HUBS 1.9% AMOUNT/%	**ADJUSTED HUB GOAL 18.1%			*OTHER HUB GOAL 1.9%	
					BLACK	HISPANIC	WOMAN	ASIAN PACIFIC	NATIVE AMERICAN
T	\$8,628	\$8,628/100%							
N									
S									
-TC									
C	\$8,628	\$8,628/100%							

450-TEXAS BOARD OF PROFESSIONAL ENGINEER-Other Services Unadjusted Goal is 33.0%

FUND TYPE	TOTAL EXPENDITURES	TOTAL SPENT WITH NON-HUBS	TOTAL SPENT WITH **ADJ. HUBS 33.0% AMOUNT/%	TOTAL SPENT WITH *OTHER HUBS 1.1% AMOUNT/%	**ADJUSTED HUB GOAL 33.0%			
					ASIAN PACIFIC	BLACK	HISPANIC	NATIVE AMERICAN
T	\$350,646	\$350,550/99.9%	\$6,096/1.70%				\$3,196/.896%	\$2,900/.813%
N								
S								
-TC	\$2,148	\$3,054/95.9%	\$94/3.00%					\$94/3.00%
C	\$352,497	\$347,485/98.3%	\$6,001/1.69%				\$3,196/.904%	\$2,805/.793%

450-TEXAS BOARD OF PROFESSIONAL ENGINEER-Commodity Purchasing Unadjusted Goal is 12.6%

FUND TYPE	TOTAL EXPENDITURES	TOTAL SPENT WITH NON-HUBS	TOTAL SPENT WITH **ADJ. HUBS 11.5% AMOUNT/%	TOTAL SPENT WITH *OTHER HUBS 1.1% AMOUNT/%	**ADJUSTED HUB GOAL 11.5%			*OTHER HUB GOAL 1.1%	
					BLACK	HISPANIC	WOMAN	ASIAN PACIFIC	NATIVE AMERICAN
T	\$54,028	\$26,305/48.3%	\$28,250/48.6%	\$3,471/5.98%			\$28,250/48.6%	\$3,471/5.98%	
N									
S									
-TC	\$7,821	\$7,921/100%							
C	\$60,107	\$18,384/30.6%	\$28,250/46.2%	\$3,471/5.82%			\$28,250/46.3%	\$3,471/6.92%	

DB = DEBIT (NEGATIVE AMOUNT) \* = OTHER HUBS \*\* = ADJUSTED HUBS \*\*\* = DOLLARS REPORTED BUT NOT SHOWN IN THESE COLUMNS. SEE COVER LETTER PARA. 4  
T-TREASURY, N=NON-TREASURY, S=SUBCONTRACTOR FUNDS & PROCUREMENT CARD HUB PURCHASES, TC=TERM CONTRACT, C=CONSOLIDATED. SEE PAGE 4 OF HUB REPORT FOR FUND TYPE DESCRIPTION.

464-TEXAS BOARD OF LAND SURVEYING-Heavy Construction Unadjusted Goal is 11.8%

FUND TYPE	TOTAL EXPENDITURES	TOTAL SPENT WITH NON-HUBS AMOUNT/%	TOTAL SPENT WITH **ADJ. HUBS 6.6%	TOTAL SPENT WITH *OTHER HUBS 5.2%	ASIAN PACIFIC AMOUNT/%	BLACK AMOUNT/%	HISPANIC AMOUNT/%	NATIVE AMERICAN AMOUNT/%	*OTHER HUB GOAL 5.3% WOMAN AMOUNT/%
T									
N									
S									
-TC									
C									

464-TEXAS BOARD OF LAND SURVEYING-Building Construction Unadjusted Goal is 26.1%

FUND TYPE	TOTAL EXPENDITURES	TOTAL SPENT WITH NON-HUBS	TOTAL SPENT WITH **ADJ. HUBS 25.1%	TOTAL SPENT WITH *OTHER HUBS 1.0%	BLACK	HISPANIC	WOMAN	*OTHER HUB GOAL 1.0% ASIAN PACIFIC NATIVE AMERICAN
T								
N								
S								
-TC								
C								

464-TEXAS BOARD OF LAND SURVEYING-Special Trade Unadjusted Goal is 57.2%

FUND TYPE	TOTAL EXPENDITURES	TOTAL SPENT WITH NON-HUBS	TOTAL SPENT WITH **ADJ. HUBS 47.0%	TOTAL SPENT WITH *OTHER HUBS 10.2%	BLACK	HISPANIC	ASIAN PACIFIC	NATIVE AMERICAN	WOMAN
T									
N									
S									
-TC									
C									

464-TEXAS BOARD OF LAND SURVEYING-Professional Services Unadjusted Goal is 20.0%

FUND TYPE	TOTAL EXPENDITURES	TOTAL SPENT WITH NON-HUBS	TOTAL SPENT WITH **ADJ. HUBS 18.1%	TOTAL SPENT WITH *OTHER HUBS 1.9%	BLACK	HISPANIC	WOMAN	*OTHER HUB GOAL 1.9% ASIAN PACIFIC NATIVE AMERICAN
T								
N								
S								
-TC								
C								

464-TEXAS BOARD OF LAND SURVEYING-Other Services Unadjusted Goal is 33.0%

FUND TYPE	TOTAL EXPENDITURES	TOTAL SPENT WITH NON-HUBS	TOTAL SPENT WITH **ADJ. HUBS 33.0%	ASIAN PACIFIC	BLACK	HISPANIC	NATIVE AMERICAN	WOMAN
T	\$39,160	\$37,738/96.3%	\$1,412/3.60%			\$1,155/2.95%		\$257/.856%
N								
S								
-TC								
C	\$39,160	\$37,738/96.3%	\$1,412/3.60%			\$1,155/2.95%		\$257/.856%

464-TEXAS BOARD OF LAND SURVEYING-Commodity Purchasing Unadjusted Goal is 12.6%

FUND TYPE	TOTAL EXPENDITURES	TOTAL SPENT WITH NON-HUBS	TOTAL SPENT WITH **ADJ. HUBS 11.5%	TOTAL SPENT WITH *OTHER HUBS 1.1%	BLACK	HISPANIC	WOMAN	*OTHER HUB GOAL 1.1% ASIAN PACIFIC NATIVE AMERICAN
T	\$13,494	\$6,559/49.3%	\$6,834/50.6%		\$549/4.07%		\$6,284/46.5%	
N								
S								
-TC	\$9,874	\$4,884/51.3%	\$4,709/48.6%		\$549/5.65%		\$4,160/42.9%	
C	\$3,619	\$1,686/44.3%	\$2,124/55.6%				\$2,124/55.8%	

DB = DEBIT (NEGATIVE AMOUNT) \* = OTHER HUBS \*\* = ADJUSTED HUBS \*\*\* = DOLLARS REPORTED BUT NOT SHOWN IN THESE COLUMNS. SEE COVER LETTER PARA. 4  
T=TREASURY, N=NON-TREASURY, S=SUBCONTRACTOR FUNDS & PROCUREMENT CARD HUB PURCHASES, TC=TERM CONTRACT, C=CONSOLIDATED. SEE PAGE 4 OF HUB REPORT FOR FUND TYPE DESCRIPTION.

465-TEXAS DEPT OF COMMERCE (SEE #480)-Heavy Construction Unadjusted Goal is 11.8%

FUND TYPE	TOTAL EXPENDITURES	TOTAL SPENT WITH NON-HUBS AMOUNT/%	TOTAL SPENT WITH **ADJ. HUBS 6.6% AMOUNT/%	TOTAL SPENT WITH *OTHER HUBS 5.2% AMOUNT/%	ASIAN PACIFIC AMOUNT/%	BLACK AMOUNT/%	HISPANIC AMOUNT/%	NATIVE AMERICAN AMOUNT/%	*OTHER HUB GOAL 5.3% WOMAN AMOUNT/%
Y									
N									
S									
-TC									
C									

465-TEXAS DEPT OF COMMERCE (SEE #480)-Building Construction Unadjusted Goal is 26.1%

FUND TYPE	TOTAL EXPENDITURES	TOTAL SPENT WITH NON-HUBS	TOTAL SPENT WITH **ADJ. HUBS 26.1%	TOTAL SPENT WITH *OTHER HUBS 1.0%	BLACK	HISPANIC	WOMAN	ASIAN PACIFIC	NATIVE AMERICAN
T									
N									
S									
-TC									
C									

466-TEXAS DEPT OF COMMERCE (SEE #480)-Special Trade Unadjusted Goal is 57.2%

FUND TYPE	TOTAL EXPENDITURES	TOTAL SPENT WITH NON-HUBS	TOTAL SPENT WITH **ADJ. HUBS 47.0%	TOTAL SPENT WITH *OTHER HUBS 10.2%	BLACK	HISPANIC	ASIAN PACIFIC	NATIVE AMERICAN	WOMAN
T									
N									
S									
-TC									
C									

465-TEXAS DEPT OF COMMERCE (SEE #480)-Professional Services Unadjusted Goal is 20.0%

FUND TYPE	TOTAL EXPENDITURES	TOTAL SPENT WITH NON-HUBS	TOTAL SPENT WITH **ADJ. HUBS 18.1%	TOTAL SPENT WITH *OTHER HUBS 1.9%	BLACK	HISPANIC	WOMAN	ASIAN PACIFIC	NATIVE AMERICAN
T									
N									
S									
-TC									
C									

486-TEXAS DEPT OF COMMERCE (SEE #480)-Other Services Unadjusted Goal is 33.0%

FUND TYPE	TOTAL EXPENDITURES	TOTAL SPENT WITH NON-HUBS	TOTAL SPENT WITH **ADJ. HUBS 33.0%	ASIAN PACIFIC	BLACK	HISPANIC	NATIVE AMERICAN	WOMAN
T								
N								
S								
-TC								
C								

465-TEXAS DEPT OF COMMERCE (SEE #480)-Commodity Purchasing Unadjusted Goal is 12.6%

FUND TYPE	TOTAL EXPENDITURES	TOTAL SPENT WITH NON-HUBS	TOTAL SPENT WITH **ADJ. HUBS 11.5%	TOTAL SPENT WITH *OTHER HUBS 1.1%	BLACK	HISPANIC	WOMAN	ASIAN PACIFIC	NATIVE AMERICAN
T	\$373								
N									
S									
-TC									
C	\$373		\$373/100 %					\$373/100 %	

466-CONSUMER CREDIT COMMISSIONER-Heavy Construction Unadjusted Goal is 11.9%

FUND TYPE	TOTAL EXPENDITURES	TOTAL SPENT WITH NON-HUBS AMOUNT/%	TOTAL SPENT WITH **ADJ. HUBS 6.6% AMOUNT/%	TOTAL SPENT WITH *OTHER HUBS 5.3% AMOUNT/%	ASIAN PACIFIC AMOUNT/%	**ADJUSTED HUB GOAL 6.6% BLACK AMOUNT/%	HISPANIC AMOUNT/%	NATIVE AMERICAN AMOUNT/%	*OTHER HUB GOAL 5.3% WOMAN AMOUNT/%
T									
N									
S									
-TC									
C									

466-CONSUMER CREDIT COMMISSIONER-Building Construction Unadjusted Goal is 25.1%

FUND TYPE	TOTAL EXPENDITURES	TOTAL SPENT WITH NON-HUBS	TOTAL SPENT WITH **ADJ. HUBS 25.1% AMOUNT/%	TOTAL SPENT WITH *OTHER HUBS 1.0% AMOUNT/%	BLACK	**ADJUSTED HUB GOAL 25.1% HISPANIC	WOMAN	*OTHER HUB GOAL 1.0% ASIAN PACIFIC	NATIVE AMERICAN
T									
N									
S									
-TC									
C									

466-CONSUMER CREDIT COMMISSIONER-Special Trade Unadjusted Goal is 57.2%

FUND TYPE	TOTAL EXPENDITURES	TOTAL SPENT WITH NON-HUBS	TOTAL SPENT WITH **ADJ. HUBS 57.2% AMOUNT/%	TOTAL SPENT WITH *OTHER HUBS 10.2% AMOUNT/%	BLACK	**ADJUSTED HUB GOAL 57.2% HISPANIC	ASIAN PACIFIC	*OTHER HUB GOAL 10.2% NATIVE AMERICAN	WOMAN
T									
N									
S									
-TC									
C									

466-CONSUMER CREDIT COMMISSIONER-Professional Services Unadjusted Goal is 20.0%

FUND TYPE	TOTAL EXPENDITURES	TOTAL SPENT WITH NON-HUBS	TOTAL SPENT WITH **ADJ. HUBS 19.1% AMOUNT/%	TOTAL SPENT WITH *OTHER HUBS 1.9% AMOUNT/%	BLACK	**ADJUSTED HUB GOAL 20.0% HISPANIC	WOMAN	*OTHER HUB GOAL 1.9% ASIAN PACIFIC	NATIVE AMERICAN
T									
N									
S									
-TC									
C									

466-CONSUMER CREDIT COMMISSIONER-Other Services Unadjusted Goal is 33.0%

FUND TYPE	TOTAL EXPENDITURES	TOTAL SPENT WITH NON-HUBS	TOTAL SPENT WITH **ADJ. HUBS 33.0% AMOUNT/%	TOTAL SPENT WITH *OTHER HUBS 1.1% AMOUNT/%	ASIAN PACIFIC	**ADJUSTED HUB GOAL 33.0% BLACK	HISPANIC	NATIVE AMERICAN	WOMAN
T	\$60,386	\$18,310/31.8%	\$41,075/68.0%			\$25,384/42.0%	\$12,990/21.5%		\$2,701/4.47%
N									
S									
-TC	\$1,013	\$842/83.0%	\$171/16.9%						\$171/16.9%
C	\$59,372	\$18,468/31.1%	\$40,904/68.5%			\$25,384/42.7%	\$12,990/21.8%		\$2,530/8.26%

466-CONSUMER CREDIT COMMISSIONER-Commodity Purchasing Unadjusted Goal is 12.6%

FUND TYPE	TOTAL EXPENDITURES	TOTAL SPENT WITH NON-HUBS	TOTAL SPENT WITH **ADJ. HUBS 11.5% AMOUNT/%	TOTAL SPENT WITH *OTHER HUBS 1.1% AMOUNT/%	BLACK	**ADJUSTED HUB GOAL 12.6% HISPANIC	WOMAN	*OTHER HUB GOAL 1.1% ASIAN PACIFIC	NATIVE AMERICAN
T	\$60,511	\$50,054/82.7%	\$2,776/4.58%	\$7,680/12.6%		\$261/.432%	\$2,514/4.15%		\$7,680/12.6%
N									
S									
-TC	\$7,072	\$7,018/99.2%	\$62/.753%						\$62/.753%
C	\$53,438	\$43,035/80.5%	\$2,722/5.09%	\$7,580/14.2%		\$261/.490%	\$2,460/4.60%		\$7,580/14.3%

DB = DEBIT (NEGATIVE AMOUNT) \* = OTHER HUBS \*\* = ADJUSTED HUBS \*\*\* = DOLLARS REPORTED BUT NOT SHOWN IN THESE COLUMNS. SEE COVER LETTER PARA. 4  
T=TREASURY, N=NON-TREASURY, S=SUBCONTRACTOR FUNDS & PROCUREMENT CARD HUB PURCHASES, TC=TERM CONTRACT, C=CONSOLIDATED. SEE PAGE 4 OF HUB REPORT FOR FUND TYPE DESCRIPTION.



TEXAS HISTORICALLY UNDERUTILIZED BUSINESS (HUB) ANNUAL REPORT RECEIVED FOR FISCAL YEAR 2000  
SECTION VII - AGENCY EXPENDITURE SUMMARY DATA

467-COMMISSION ON PRIVATE SECURITY-Heavy Construction Unadjusted Goal is 11.8%

FUND TYPE	TOTAL EXPENDITURES	TOTAL SPENT WITH NON-HUBS AMOUNT/%	TOTAL SPENT WITH **ADJ. HUBS 8.6% AMOUNT/%	TOTAL SPENT WITH *OTHER HUBS 3.2% AMOUNT/%	ASIAN PACIFIC AMOUNT/%	**ADJUSTED HUB GOAL 8.6% BLACK AMOUNT/%	HISPANIC AMOUNT/%	NATIVE AMERICAN AMOUNT/%	*OTHER HUB GOAL 5.3% WOMAN AMOUNT/%
T									
N									
S									
TC									
C									

467-COMMISSION ON PRIVATE SECURITY-Building Construction Unadjusted Goal is 26.1%

FUND TYPE	TOTAL EXPENDITURES	TOTAL SPENT WITH NON-HUBS	TOTAL SPENT WITH **ADJ. HUBS 25.1% AMOUNT/%	TOTAL SPENT WITH *OTHER HUBS 1.0% AMOUNT/%	BLACK	**ADJUSTED HUB GOAL 26.1% HISPANIC	WOMAN	*OTHER HUB GOAL 1.0% ASIAN PACIFIC	NATIVE AMERICAN
T									
N									
S									
TC									
C									

467-COMMISSION ON PRIVATE SECURITY-Special Trade Unadjusted Goal is 57.2%

FUND TYPE	TOTAL EXPENDITURES	TOTAL SPENT WITH NON-HUBS	TOTAL SPENT WITH **ADJ. HUBS 47.0% AMOUNT/%	TOTAL SPENT WITH *OTHER HUBS 10.2% AMOUNT/%	BLACK	**ADJUSTED HUB GOAL 47.0% HISPANIC	ASIAN PACIFIC	*OTHER HUB GOAL 10.2% NATIVE AMERICAN	WOMAN
T	\$5,704	\$851/14.8%	\$4,853/85.0%			\$4,853/85.0%			
N									
S									
TC									
C	\$5,704	\$851/14.8%	\$4,853/85.0%			\$4,853/85.0%			

467-COMMISSION ON PRIVATE SECURITY-Professional Services Unadjusted Goal is 20.0%

FUND TYPE	TOTAL EXPENDITURES	TOTAL SPENT WITH NON-HUBS	TOTAL SPENT WITH **ADJ. HUBS 19.1% AMOUNT/%	TOTAL SPENT WITH *OTHER HUBS 0.9% AMOUNT/%	BLACK	**ADJUSTED HUB GOAL 19.1% HISPANIC	WOMAN	*OTHER HUB GOAL 1.5% ASIAN PACIFIC	NATIVE AMERICAN
T	\$210	\$210/100%							
N									
S									
TC									
C	\$210	\$210/100%							

467-COMMISSION ON PRIVATE SECURITY-Other Services Unadjusted Goal is 33.0%

FUND TYPE	TOTAL EXPENDITURES	TOTAL SPENT WITH NON-HUBS	TOTAL SPENT WITH **ADJ. HUBS 33.0% AMOUNT/%	TOTAL SPENT WITH *OTHER HUBS 0.2% AMOUNT/%	ASIAN PACIFIC	**ADJUSTED HUB GOAL 33.0% BLACK	HISPANIC	NATIVE AMERICAN	WOMAN
T	\$122,162	\$118,525/97.0%	\$3,634/2.9%		\$509/.417%				\$3,124/2.55%
N									
S									
TC	\$18,231	\$16,378/90.1%	\$1,853/10.2%		\$509/.281%				\$345/1.90%
C	\$105,932	\$103,152/97.3%	\$2,779/2.62%						\$2,778/2.62%

467-COMMISSION ON PRIVATE SECURITY-Commodity Purchasing Unadjusted Goal is 12.5%

FUND TYPE	TOTAL EXPENDITURES	TOTAL SPENT WITH NON-HUBS	TOTAL SPENT WITH **ADJ. HUBS 11.5% AMOUNT/%	TOTAL SPENT WITH *OTHER HUBS 1.0% AMOUNT/%	BLACK	**ADJUSTED HUB GOAL 11.5% HISPANIC	WOMAN	*OTHER HUB GOAL 1.1% ASIAN PACIFIC	NATIVE AMERICAN
T	\$233,495	\$219,125/93.8%	\$14,370/6.1%	\$9,697/4.15%	\$1,154/.494%	\$100/.042%	\$3,418/1.46%		\$9,697/4.15%
N									
S									
TC	\$8,044	\$7,444/92.5%	\$600/7.5%	\$182/2.26%			\$182/2.26%		\$182/2.26%
C	\$225,450	\$211,281/93.7%	\$14,169/6.3%	\$9,515/4.22%	\$1,154/.512%	\$100/.044%	\$3,399/1.60%		\$8,515/4.22%

DB = DEBIT (NEGATIVE AMOUNT) \* = OTHER HUBS \*\* = ADJUSTED HUBS \*\*\* = DOLLARS REPORTED BUT NOT SHOWN IN THESE COLUMNS. SEE COVER LETTER PARA. 4  
T=TREASURY, N=NON-TREASURY, S=SUBCONTRACTOR FUNDS & PROCUREMENT CARD HUB PURCHASES, TC=TERM CONTRACT, C=CONSOLIDATED. SEE PAGE 4 OF HUB REPORT FOR FUND TYPE DESCRIPTION.

466-CREDIT UNION DEPARTMENT-Heavy Construction Unadjusted Goal is 11.9%

FUND TYPE	TOTAL EXPENDITURES	TOTAL SPENT WITH NON-HUBS AMOUNT/%	TOTAL SPENT WITH **ADJ. HUBS 8.6% AMOUNT/%	TOTAL SPENT WITH *OTHER HUBS 3.3% AMOUNT/%	**ADJUSTED HUB GOAL 8.6%	ASIAN PACIFIC AMOUNT/%	BLACK AMOUNT/%	HISPANIC AMOUNT/%	NATIVE AMERICAN AMOUNT/%	*OTHER HUB GOAL 5.3% WOMAN AMOUNT/%
T										
N										
S										
-TC										
C										

468-CREDIT UNION DEPARTMENT-Building Construction Unadjusted Goal is 26.1%

FUND TYPE	TOTAL EXPENDITURES	TOTAL SPENT WITH NON-HUBS	TOTAL SPENT WITH **ADJ. HUBS 26.1%	TOTAL SPENT WITH *OTHER HUBS 1.0%	**ADJUSTED HUB GOAL 26.1%	BLACK	HISPANIC	WOMAN	*OTHER HUB GOAL 1.0% ASIAN PACIFIC	NATIVE AMERICAN
T										
N										
S										
-TC										
C										

469-CREDIT UNION DEPARTMENT-Special Trade Unadjusted Goal is 57.2%

FUND TYPE	TOTAL EXPENDITURES	TOTAL SPENT WITH NON-HUBS	TOTAL SPENT WITH **ADJ. HUBS 47.0%	TOTAL SPENT WITH *OTHER HUBS 10.2%	**ADJUSTED HUB GOAL 47.0%	BLACK	HISPANIC	ASIAN PACIFIC	NATIVE AMERICAN	WOMAN
T	\$1,138	\$515/45.3%	\$620/54.6%		\$160/14.0%		\$460/40.5%			
N										
S										
-TC										
C	\$1,136	\$516/45.3%	\$620/54.6%		\$160/14.0%		\$460/40.5%			

488-CREDIT UNION DEPARTMENT-Professional Services Unadjusted Goal is 20.0%

FUND TYPE	TOTAL EXPENDITURES	TOTAL SPENT WITH NON-HUBS	TOTAL SPENT WITH **ADJ. HUBS 18.1%	TOTAL SPENT WITH *OTHER HUBS 1.9%	**ADJUSTED HUB GOAL 18.1%	BLACK	HISPANIC	WOMAN	*OTHER HUB GOAL 1.0% ASIAN PACIFIC	NATIVE AMERICAN
T	\$4,208	\$4,208/100%								
N										
S										
-TC										
C	\$4,208	\$4,208/100%								

469-CREDIT UNION DEPARTMENT-Other Services Unadjusted Goal is 33.0%

FUND TYPE	TOTAL EXPENDITURES	TOTAL SPENT WITH NON-HUBS	TOTAL SPENT WITH **ADJ. HUBS 33.0%	ASIAN PACIFIC	BLACK	HISPANIC	NATIVE AMERICAN	WOMAN
T	\$23,582	\$13,448/57.0%	\$10,145/42.8%			\$2,860/12.1%		\$7,285/30.8%
N								
S								
-TC	\$471	\$323/68.5%	\$148/31.4%					\$148/31.4%
C	\$23,122	\$13,125/56.7%	\$9,998/43.2%			\$2,860/12.3%		\$7,136/30.8%

469-CREDIT UNION DEPARTMENT-Commodity Purchasing Unadjusted Goal is 12.6%

FUND TYPE	TOTAL EXPENDITURES	TOTAL SPENT WITH NON-HUBS	TOTAL SPENT WITH **ADJ. HUBS 11.3%	TOTAL SPENT WITH *OTHER HUBS 1.3%	**ADJUSTED HUB GOAL 11.5%	BLACK	HISPANIC	WOMAN	*OTHER HUB GOAL 1.1% ASIAN PACIFIC	NATIVE AMERICAN
T	\$18,808	\$11,718/62.2%	\$7,091/37.7%		\$91/487%		\$225/1.1%	\$8,774/36.0%		
N										
S										
-TC	\$4,406	\$4,406/100%								
C	\$14,403	\$7,311/50.7%	\$7,091/49.2%		\$91/630%		\$225/1.56%	\$8,774/47.0%		

DR = DEBIT (NEGATIVE AMOUNT) \* = OTHER HUBS \*\* = ADJUSTED HUBS \*\*\* = DOLLARS REPORTED BUT NOT SHOWN IN THESE COLUMNS. SEE COVER LETTER PARA. 4  
T=TREASURY, N=NON-TREASURY, S=SUBCONTRACTOR FUNDS & PROCUREMENT CARD HUB PURCHASES, TC=TERM CONTRACT, C=CONSOLIDATED. SEE PAGE 4 OF HUB REPORT FOR FUND TYPE DESCRIPTION.

472-TEXAS STRUCTURAL PEST CONTROL BOARD-Heavy Construction Unadjusted Goal is 11.9%

FUND TYPE	TOTAL EXPENDITURES	TOTAL SPENT WITH NON-HUBS AMOUNT/%	TOTAL SPENT WITH **ADJ. HUBS 6.6% AMOUNT/%	TOTAL SPENT WITH *OTHER HUBS 5.3% AMOUNT/%	ASIAN PACIFIC AMOUNT/%	BLACK AMOUNT/%	HISPANIC AMOUNT/%	NATIVE AMERICAN AMOUNT/%	*OTHER HUB GOAL 5.3% WOMAN AMOUNT/%
T									
N									
S									
-TC									
C									

472-TEXAS STRUCTURAL PEST CONTROL BOARD-Building Construction Unadjusted Goal is 26.1%

FUND TYPE	TOTAL EXPENDITURES	TOTAL SPENT WITH NON-HUBS	TOTAL SPENT WITH **ADJ. HUBS 25.1%	TOTAL SPENT WITH *OTHER HUBS 1.0%	BLACK	HISPANIC	WOMAN	ASIAN PACIFIC	NATIVE AMERICAN
T									
N									
S									
-TC									
C									

472-TEXAS STRUCTURAL PEST CONTROL BOARD-Special Trade Unadjusted Goal is 57.2%

FUND TYPE	TOTAL EXPENDITURES	TOTAL SPENT WITH NON-HUBS	TOTAL SPENT WITH **ADJ. HUBS 47.0%	TOTAL SPENT WITH *OTHER HUBS 10.2%	BLACK	HISPANIC	ASIAN PACIFIC	NATIVE AMERICAN	WOMAN
T									
N									
S									
-TC									
C									

472-TEXAS STRUCTURAL PEST CONTROL BOARD-Professional Services Unadjusted Goal is 20.0%

FUND TYPE	TOTAL EXPENDITURES	TOTAL SPENT WITH NON-HUBS	TOTAL SPENT WITH **ADJ. HUBS 18.1%	TOTAL SPENT WITH *OTHER HUBS 1.9%	BLACK	HISPANIC	WOMAN	ASIAN PACIFIC	NATIVE AMERICAN
T									
N									
S									
-TC									
C									

472-TEXAS STRUCTURAL PEST CONTROL BOARD-Other Services Unadjusted Goal is 33.0%

FUND TYPE	TOTAL EXPENDITURES	TOTAL SPENT WITH NON-HUBS	TOTAL SPENT WITH **ADJ. HUBS 33.0%	TOTAL SPENT WITH *OTHER HUBS 1.1%	ASIAN PACIFIC	BLACK	HISPANIC	NATIVE AMERICAN	WOMAN
T	\$30,952	\$27,321/88.4%	\$3,231/10.5%						\$3,231/10.5%
N									
S									
-TC	\$5,266	\$5,266/100%							
C	\$26,286	\$22,054/87.2%	\$3,231/12.7%						\$3,231/12.7%

472-TEXAS STRUCTURAL PEST CONTROL BOARD-Commodity Purchasing Unadjusted Goal is 12.8%

FUND TYPE	TOTAL EXPENDITURES	TOTAL SPENT WITH NON-HUBS	TOTAL SPENT WITH **ADJ. HUBS 11.5%	TOTAL SPENT WITH *OTHER HUBS 1.1%	BLACK	HISPANIC	WOMAN	ASIAN PACIFIC	NATIVE AMERICAN
T	\$33,920	\$23,059/68.1%	\$9,426/27.7%	\$1,394/4.10%		\$309/.912%	\$9,116/26.8%		\$1,394/4.10%
N									
S									
-TC	\$253	\$253/100%							
C	\$33,667	\$22,846/67.8%	\$9,426/27.9%	\$1,394/4.14%		\$309/.919%	\$9,116/27.0%		\$1,394/4.14%

DB = DEBIT (NEGATIVE AMOUNT) \* = OTHER HUBS \*\* = ADJUSTED HUBS \*\*\* = DOLLARS REPORTED BUT NOT SHOWN IN THESE COLUMNS. SEE COVER LETTER PARA. 4  
T-TREASURY, N-NON-TREASURY, S-SUBCONTRACTOR FUNDS & PROCUREMENT CARD HUB PURCHASES, TC-TERM CONTRACT, C-CONSOLIDATED. SEE PAGE 4 OF HUB REPORT FOR FUND TYPE DESCRIPTION.

FUND TYPE	TOTAL EXPENDITURES	TOTAL SPENT WITH NON-HUBS AMOUNT/%	473-PUBLIC UTILITIES COMMISSION OF TEXAS-Heavy Construction Unadjusted Goal is 11.9%		**ADJUSTED HUB GOAL 6.6%			*OTHER HUB GOAL 5.3%	
			TOTAL SPENT WITH **ADJ. HUBS 6.6% AMOUNT/%	TOTAL SPENT WITH *OTHER HUBS 5.3% AMOUNT/%	ASIAN PACIFIC AMOUNT/%	BLACK AMOUNT/%	HISPANIC AMOUNT/%	NATIVE AMERICAN AMOUNT/%	WOMAN AMOUNT/%

T  
N  
S  
-TC

-----

C

FUND TYPE	TOTAL EXPENDITURES	TOTAL SPENT WITH NON-HUBS	473-PUBLIC UTILITIES COMMISSION OF TEXAS-Building Construction Unadjusted Goal is 26.1%		**ADJUSTED HUB GOAL 26.1%			*OTHER HUB GOAL 1.0%	
			TOTAL SPENT WITH **ADJ. HUBS 26.1%	TOTAL SPENT WITH *OTHER HUBS 1.0%	BLACK	HISPANIC	WOMAN	ASIAN PACIFIC	NATIVE AMERICAN

T  
N  
S  
-TC

-----

C

FUND TYPE	TOTAL EXPENDITURES	TOTAL SPENT WITH NON-HUBS	473-PUBLIC UTILITIES COMMISSION OF TEXAS-Special Trade Unadjusted Goal is 67.2%		**ADJUSTED HUB GOAL 47.0%			*OTHER HUB GOAL 10.2%		
			TOTAL SPENT WITH **ADJ. HUBS 47.0%	TOTAL SPENT WITH *OTHER HUBS 10.2%	BLACK	HISPANIC	ASIAN PACIFIC	NATIVE AMERICAN	WOMAN	

T  
N  
S  
-TC

-----

C

FUND TYPE	TOTAL EXPENDITURES	TOTAL SPENT WITH NON-HUBS	473-PUBLIC UTILITIES COMMISSION OF TEXAS-Professional Services Unadjusted Goal is 20.0%		**ADJUSTED HUB GOAL 16.1%			*OTHER HUB GOAL 1.6%		
			TOTAL SPENT WITH **ADJ. HUBS 16.1%	TOTAL SPENT WITH *OTHER HUBS 1.6%	BLACK	HISPANIC	WOMAN	ASIAN PACIFIC	NATIVE AMERICAN	

T  
N  
S  
-TC

-----

C

FUND TYPE	TOTAL EXPENDITURES	TOTAL SPENT WITH NON-HUBS	473-PUBLIC UTILITIES COMMISSION OF TEXAS-Diner Services Unadjusted Goal is 33.0%		**ADJUSTED HUB GOAL 33.0%				
			TOTAL SPENT WITH **ADJ. HUBS 33.0%	TOTAL SPENT WITH *OTHER HUBS 1.1%	ASIAN PACIFIC	BLACK	HISPANIC	NATIVE AMERICAN	WOMAN

T  
N  
S  
-TC

-----

C

FUND TYPE	TOTAL EXPENDITURES	TOTAL SPENT WITH NON-HUBS	473-PUBLIC UTILITIES COMMISSION OF TEXAS-Commodity Purchasing Unadjusted Goal is 12.6%		**ADJUSTED HUB GOAL 11.6%			*OTHER HUB GOAL 1.1%		
			TOTAL SPENT WITH **ADJ. HUBS 11.6%	TOTAL SPENT WITH *OTHER HUBS 1.1%	BLACK	HISPANIC	WOMAN	ASIAN PACIFIC	NATIVE AMERICAN	

T  
N  
S  
-TC

-----

C

DB = DEBIT (NEGATIVE AMOUNT) \* = OTHER HUBS \*\* = ADJUSTED HUBS \*\*\* = DOLLARS REPORTED BUT NOT SHOWN IN THESE COLUMNS. SEE COVER LETTER PARA. 4  
T=TREASURY, N=NON-TREASURY, S=SUBCONTRACTOR FUNDS & PROCUREMENT CARD HUB PURCHASES, TC=TERM CONTRACT, C=CONSOLIDATED. SEE PAGE 4 OF HUB REPORT FOR FUND TYPE DESCRIPTION.

474-POLYGRAPH EXAMINERS BOARD-Heavy Construction Unadjusted Goal is 11.9%

FUND TYPE	TOTAL EXPENDITURES	TOTAL SPENT WITH NON-HUBS AMOUNT/%	TOTAL SPENT WITH **ADJ. HUBS 8.6% AMOUNT/%	TOTAL SPENT WITH *OTHER HUBS 3.3% AMOUNT/%	ASIAN PACIFIC AMOUNT/%	**ADJUSTED HUB GOAL 8.6% BLACK AMOUNT/%	HISPANIC AMOUNT/%	NATIVE AMERICAN AMOUNT/%	*OTHER HUB GOAL 5.3% WOMAN AMOUNT/%
-----------	--------------------	------------------------------------	--	--	------------------------	--	-------------------	--------------------------	--

T  
N  
S  
-TC

C

474-POLYGRAPH EXAMINERS BOARD-Building Construction Unadjusted Goal is 26.1%

FUND TYPE	TOTAL EXPENDITURES	TOTAL SPENT WITH NON-HUBS	TOTAL SPENT WITH **ADJ. HUBS 25.1%	TOTAL SPENT WITH *OTHER HUBS 1.0%	BLACK	HISPANIC	WOMAN	ASIAN PACIFIC	NATIVE AMERICAN
-----------	--------------------	---------------------------	------------------------------------	-----------------------------------	-------	----------	-------	---------------	-----------------

T  
N  
S  
-TC

C

474-POLYGRAPH EXAMINERS BOARD-Special Trade Unadjusted Goal is 57.2%

FUND TYPE	TOTAL EXPENDITURES	TOTAL SPENT WITH NON-HUBS	TOTAL SPENT WITH **ADJ. HUBS 47.0%	TOTAL SPENT WITH *OTHER HUBS 10.2%	BLACK	HISPANIC	ASIAN PACIFIC	NATIVE AMERICAN	WOMAN
-----------	--------------------	---------------------------	------------------------------------	------------------------------------	-------	----------	---------------	-----------------	-------

T  
N  
S  
-TC

C

474-POLYGRAPH EXAMINERS BOARD-Professional Services Unadjusted Goal is 20.0%

FUND TYPE	TOTAL EXPENDITURES	TOTAL SPENT WITH NON-HUBS	TOTAL SPENT WITH **ADJ. HUBS 18.1%	TOTAL SPENT WITH *OTHER HUBS 1.9%	BLACK	HISPANIC	WOMAN	ASIAN PACIFIC	NATIVE AMERICAN
-----------	--------------------	---------------------------	------------------------------------	-----------------------------------	-------	----------	-------	---------------	-----------------

T  
N  
S  
-TC

C

474-POLYGRAPH EXAMINERS BOARD-Other Services Unadjusted Goal is 33.0%

FUND TYPE	TOTAL EXPENDITURES	TOTAL SPENT WITH NON-HUBS	TOTAL SPENT WITH **ADJ. HUBS 33.0%	ASIAN PACIFIC	BLACK	**ADJUSTED HUB GOAL 33.0% HISPANIC	NATIVE AMERICAN	WOMAN
-----------	--------------------	---------------------------	------------------------------------	---------------	-------	---------------------------------------	-----------------	-------

Y  
N  
S  
-TC

C

474-POLYGRAPH EXAMINERS BOARD-Commodity Purchasing Unadjusted Goal is 12.8%

FUND TYPE	TOTAL EXPENDITURES	TOTAL SPENT WITH NON-HUBS	TOTAL SPENT WITH **ADJ. HUBS 11.5%	TOTAL SPENT WITH *OTHER HUBS 1.1%	BLACK	HISPANIC	WOMAN	ASIAN PACIFIC	NATIVE AMERICAN
-----------	--------------------	---------------------------	------------------------------------	-----------------------------------	-------	----------	-------	---------------	-----------------

T  
N  
S  
-TC

C

DB = DEBIT (NEGATIVE AMOUNT) \* = OTHER HUBS \*\* = ADJUSTED HUBS \*\*\* = DOLLARS REPORTED BUT NOT SHOWN IN THESE COLUMNS. SEE COVER LETTER PARA. 4  
T-TREASURY, N-NON-TREASURY, S-SUBCONTRACTOR FUNDS & PROCUREMENT CARD HUB PURCHASES, TC-TERM CONTRACT, C-CONSOLIDATED. SEE PAGE 4 OF HUB REPORT FOR FUND TYPE DESCRIPTION.

475-OFFICE OF PUBLIC UTILITY COUNSEL-Heavy Construction Unadjusted Goal is 11.9%

FUND TYPE	TOTAL EXPENDITURES	TOTAL SPENT WITH NON-HUBS AMOUNT/%	TOTAL SPENT WITH **ADJ. HUBS 8.6% AMOUNT/%	TOTAL SPENT WITH *OTHER HUBS 3.3% AMOUNT/%	ASIAN PACIFIC AMOUNT/%	BLACK AMOUNT/%	HISPANIC AMOUNT/%	NATIVE AMERICAN AMOUNT/%	*OTHER HUB GOAL 6.3% WOMAN AMOUNT/%
T									
N									
S									
-TC									
C									

475-OFFICE OF PUBLIC UTILITY COUNSEL-Building Construction Unadjusted Goal is 26.1%

FUND TYPE	TOTAL EXPENDITURES	TOTAL SPENT WITH NON-HUBS	TOTAL SPENT WITH **ADJ. HUBS 25.1% AMOUNT/%	TOTAL SPENT WITH *OTHER HUBS 1.0% AMOUNT/%	BLACK	HISPANIC	WOMAN	*OTHER HUB GOAL 1.0% ASIAN PACIFIC NATIVE AMERICAN
T								
N								
S								
-TC								
C								

475-OFFICE OF PUBLIC UTILITY COUNSEL-Special Trade Unadjusted Goal is 57.2%

FUND TYPE	TOTAL EXPENDITURES	TOTAL SPENT WITH NON-HUBS	TOTAL SPENT WITH **ADJ. HUBS 47.0% AMOUNT/%	TOTAL SPENT WITH *OTHER HUBS 10.2% AMOUNT/%	BLACK	HISPANIC	ASIAN PACIFIC	NATIVE AMERICAN	WOMAN
T									
N									
S									
-TC									
C									

475-OFFICE OF PUBLIC UTILITY COUNSEL-Professional Services Unadjusted Goal is 20.0%

FUND TYPE	TOTAL EXPENDITURES	TOTAL SPENT WITH NON-HUBS	TOTAL SPENT WITH **ADJ. HUBS 18.1% AMOUNT/%	TOTAL SPENT WITH *OTHER HUBS 1.9% AMOUNT/%	BLACK	HISPANIC	WOMAN	*OTHER HUB GOAL 1.9% ASIAN PACIFIC NATIVE AMERICAN
T								
N								
S								
-TC								
C								

475-OFFICE OF PUBLIC UTILITY COUNSEL-Other Services Unadjusted Goal is 33.0%

FUND TYPE	TOTAL EXPENDITURES	TOTAL SPENT WITH NON-HUBS	TOTAL SPENT WITH **ADJ. HUBS 33.0% AMOUNT/%	ASIAN PACIFIC	BLACK	HISPANIC	NATIVE AMERICAN	WOMAN
T	\$10,770	\$6,087/75.0%	\$2,682/24.8%					
N								
S								
-TC	\$1,985	\$1,985/100%						
C	\$8,774	\$6,091/69.4%	\$2,682/30.5%			\$2,682/24.8%		
						\$2,682/30.5%		

475-OFFICE OF PUBLIC UTILITY COUNSEL-Commodity Purchasing Unadjusted Goal is 12.6%

FUND TYPE	TOTAL EXPENDITURES	TOTAL SPENT WITH NON-HUBS	TOTAL SPENT WITH **ADJ. HUBS 11.5% AMOUNT/%	TOTAL SPENT WITH *OTHER HUBS 1.1% AMOUNT/%	BLACK	HISPANIC	WOMAN	*OTHER HUB GOAL 1.1% ASIAN PACIFIC NATIVE AMERICAN
T	\$31,384	\$26,987/85.9%	\$3,910/12.4%	\$497/1.68%				
N								
S								
-TC	\$24,339	\$24,251/99.6%	\$88/.361%					
C	\$7,054	\$2,735/38.7%	\$3,828/54.1%	\$497/7.04%		\$815/11.5%	\$3,084/42.6%	\$497/7.04%

DB = .DEBIT (NEGATIVE AMOUNT) \* = OTHER HUBS \*\* = ADJUSTED HUBS \*\*\* = DOLLARS REPORTED BUT NOT SHOWN IN THESE COLUMNS. SEE COVER LETTER PARA. 4  
T=TREASURY, N=NON-TREASURY, S=SUBCONTRACTOR FUNDS & PROCUREMENT CARD HUB PURCHASES, TC=TERM CONTRACT, C=CONSOLIDATED. SEE PAGE 4 OF HUB REPORT FOR FUND TYPE DESCRIPTION.

475-TEXAS RACING COMMISSION-Heavy Construction Unadjusted Goal is 11.9%

FUND TYPE	TOTAL EXPENDITURES	TOTAL SPENT WITH NON-HUBS AMOUNT/%	TOTAL SPENT WITH **ADJ. HUBS 6.5% AMOUNT/%	TOTAL SPENT WITH *OTHER HUBS 5.3% AMOUNT/%	ASIAN PACIFIC AMOUNT/%	BLACK AMOUNT/%	HISPANIC AMOUNT/%	NATIVE AMERICAN AMOUNT/%	*OTHER HUB GOAL 5.3% WOMAN AMOUNT/%
T									
N									
S									
-TC									
C									

476-TEXAS RACING COMMISSION-Building Construction Unadjusted Goal is 28.1%

FUND TYPE	TOTAL EXPENDITURES	TOTAL SPENT WITH NON-HUBS	TOTAL SPENT WITH **ADJ. HUBS 25.1%	TOTAL SPENT WITH *OTHER HUBS 1.0%	BLACK	HISPANIC	WOMAN	ASIAN PACIFIC	NATIVE AMERICAN
T									
N									
S									
-TC									
C									

478-TEXAS RACING COMMISSION-Special Trade Unadjusted Goal is 57.2%

FUND TYPE	TOTAL EXPENDITURES	TOTAL SPENT WITH NON-HUBS	TOTAL SPENT WITH **ADJ. HUBS 47.0%	TOTAL SPENT WITH *OTHER HUBS 10.2%	BLACK	HISPANIC	ASIAN PACIFIC	NATIVE AMERICAN	WOMAN
T									
N									
S									
-TC									
C									

475-TEXAS RACING COMMISSION-Professional Services Unadjusted Goal is 20.0%

FUND TYPE	TOTAL EXPENDITURES	TOTAL SPENT WITH NON-HUBS	TOTAL SPENT WITH **ADJ. HUBS 18.1%	TOTAL SPENT WITH *OTHER HUBS 1.9%	BLACK	HISPANIC	WOMAN	ASIAN PACIFIC	NATIVE AMERICAN
T	\$1,888		\$1,888/100 %		\$1,888/100 %				
N									
S									
-TC									
C	\$1,888		\$1,888/100 %		\$1,888/100 %				

476-TEXAS RACING COMMISSION-Other Services Unadjusted Goal is 33.0%

FUND TYPE	TOTAL EXPENDITURES	TOTAL SPENT WITH NON-HUBS	TOTAL SPENT WITH **ADJ. HUBS 33.0%	ASIAN PACIFIC	BLACK	HISPANIC	NATIVE AMERICAN	WOMAN
T	\$141,018	\$134,653/95.4%	\$6,364/4.61%			\$4,523/3.20%		\$1,841/1.30%
N								
S								
-TC	\$12,558	\$12,558/100 %						
C	\$128,460	\$122,095/95.0%	\$6,364/4.95%			\$4,523/3.52%		\$1,841/1.43%

475-TEXAS RACING COMMISSION-Commodity Purchasing Unadjusted Goal is 12.0%

FUND TYPE	TOTAL EXPENDITURES	TOTAL SPENT WITH NON-HUBS	TOTAL SPENT WITH **ADJ. HUBS 11.5%	TOTAL SPENT WITH *OTHER HUBS 1.1%	BLACK	HISPANIC	WOMAN	ASIAN PACIFIC	NATIVE AMERICAN
T	\$83,278	\$68,387/83.6%	\$31,270/33.5%	\$2,611/2.79%	\$23,542/25.2%	\$1,647/1.80%	\$8,040/5.47%		\$2,611/2.79%
N									
S									
-TC	\$14,353	\$14,353/100 %							
C	\$78,925	\$45,043/57.0%	\$31,270/39.6%	\$2,611/3.30%	\$23,542/29.8%	\$1,647/2.13%	\$8,040/7.65%		\$2,611/3.30%

DB = DEBIT (NEGATIVE AMOUNT) \* = OTHER HUBS \*\* = ADJUSTED HUBS \*\*\* = DOLLARS REPORTED BUT NOT SHOWN IN THESE COLUMNS. SEE COVER LETTER PARA. 4  
T-TREASURY, N=NON-TREASURY, S-SUBCONTRACTOR FUNDS & PROCUREMENT CARD HUB PURCHASES, TC-TERM CONTRACT, C=CONSOLIDATED. SEE PAGE 4 OF HUB REPORT FOR FUND TYPE DESCRIPTION.

477-COMM/STATE EMERGENCY COMMUNICATION-Heavy Construction Unadjusted Goal is 11.9%

FUND TYPE	TOTAL EXPENDITURES	TOTAL SPENT WITH NON-HUBS AMOUNT/%	TOTAL SPENT WITH **ADJ. HUBS 5.9% AMOUNT/%	TOTAL SPENT WITH *OTHER HUBS 5.3% AMOUNT/%	ASIAN PACIFIC AMOUNT/%	**ADJUSTED HUB GOAL 6.6%	BLACK AMOUNT/%	HISPANIC AMOUNT/%	NATIVE AMERICAN AMOUNT/%	*OTHER HUB GOAL 5.3% WOMAN AMOUNT/%
T										
N										
S										
-TC										
C										

477-COMM/STATE EMERGENCY COMMUNICATION-Building Construction Unadjusted Goal is 26.1%

FUND TYPE	TOTAL EXPENDITURES	TOTAL SPENT WITH NON-HUBS	TOTAL SPENT WITH **ADJ. HUBS 26.1%	TOTAL SPENT WITH *OTHER HUBS 1.0%	BLACK	**ADJUSTED HUB GOAL 25.1%	HISPANIC	WOMAN	ASIAN PACIFIC	NATIVE AMERICAN
T										
N										
S										
-TC										
C										

477-COMM/STATE EMERGENCY COMMUNICATION-Special Trade Unadjusted Goal is 57.2%

FUND TYPE	TOTAL EXPENDITURES	TOTAL SPENT WITH NON-HUBS	TOTAL SPENT WITH **ADJ. HUBS 57.0%	TOTAL SPENT WITH *OTHER HUBS 10.2%	BLACK	**ADJUSTED HUB GOAL 47.0%	HISPANIC	ASIAN PACIFIC	NATIVE AMERICAN	WOMAN
T										
N										
S										
-TC										
C										

477-COMM/STATE EMERGENCY COMMUNICATION-Professional Services Unadjusted Goal is 20.0%

FUND TYPE	TOTAL EXPENDITURES	TOTAL SPENT WITH NON-HUBS	TOTAL SPENT WITH **ADJ. HUBS 16.1%	TOTAL SPENT WITH *OTHER HUBS 1.8%	BLACK	**ADJUSTED HUB GOAL 18.1%	HISPANIC	WOMAN	ASIAN PACIFIC	NATIVE AMERICAN
T	\$27,900		\$27,900/100 %			\$27,900/100 %				
N										
S										
-TC										
C	\$27,900		\$27,900/100 %			\$27,900/100 %				

477-COMM/STATE EMERGENCY COMMUNICATION-Other Services Unadjusted Goal is 33.0%

FUND TYPE	TOTAL EXPENDITURES	TOTAL SPENT WITH NON-HUBS	TOTAL SPENT WITH **ADJ. HUBS 33.0%	TOTAL SPENT WITH *OTHER HUBS 1.8%	ASIAN PACIFIC	BLACK	**ADJUSTED HUB GOAL 33.0%	HISPANIC	NATIVE AMERICAN	WOMAN
T	\$888,308	\$828,849/93.2%	\$88,468/6.70%				\$30,849/3.49%			\$28,510/3.21%
N										
S										
-TC	\$4,844	\$4,844/100 %								
C	\$881,864	\$822,204/93.2%	\$59,459/6.74%				\$30,849/3.51%			\$28,510/3.23%

477-COMM/STATE EMERGENCY COMMUNICATION-Commodity Purchasing Unadjusted Goal is 12.5%

FUND TYPE	TOTAL EXPENDITURES	TOTAL SPENT WITH NON-HUBS	TOTAL SPENT WITH **ADJ. HUBS 11.5%	TOTAL SPENT WITH *OTHER HUBS 1.2%	BLACK	**ADJUSTED HUB GOAL 11.5%	HISPANIC	WOMAN	ASIAN PACIFIC	NATIVE AMERICAN
T	\$508,432	\$304,577/60.1%	\$189,272/37.3%	\$12,582/2.48%		\$20,280/4.00%		\$166,861/33.3%		\$12,582/2.48%
N										
S										
-TC	\$127,858	\$26,800/20.8%	\$101,258/79.1%					\$101,258/79.1%		
C	\$378,573	\$277,877/73.4%	\$88,013/23.2%	\$12,582/3.32%		\$20,280/5.35%		\$67,723/17.8%		\$12,582/3.32%

DB = DEBIT (NEGATIVE AMOUNT) \* = OTHER HUBS \*\* = ADJUSTED HUBS \*\*\* = DOLLARS REPORTED BUT NOT SHOWN IN THESE COLUMNS. SEE COVER LETTER PARA. 4  
T=TREASURY, N=NON-TREASURY, S=SUBCONTRACTOR FUNDS & PROCUREMENT CARD HUB PURCHASES, TC=TERM CONTRACT, C=CONSOLIDATED. SEE PAGE 4 OF HUB REPORT FOR FUND TYPE DESCRIPTION.



478-RESEARCH & OVERSIGHT WORKERS' COUNCIL-Heavy Construction Unadjusted Goal is 11.9%

FUND TYPE	TOTAL EXPENDITURES	TOTAL SPENT WITH NON-HUBS AMOUNT/%	TOTAL SPENT WITH **ADJ. HUBS 6.6%	TOTAL SPENT WITH *OTHER HUBS 5.3%	ASIAN PACIFIC AMOUNT/%	**ADJUSTED HUB GOAL 6.6%	BLACK AMOUNT/%	HISPANIC AMOUNT/%	NATIVE AMERICAN AMOUNT/%	*OTHER HUB GOAL 5.3% WOMAN AMOUNT/%
-----------	--------------------	------------------------------------	-----------------------------------	-----------------------------------	------------------------	--------------------------	----------------	-------------------	--------------------------	-------------------------------------

T  
N  
S  
-TC

C

478-RESEARCH & OVERSIGHT WORKERS' COUNCIL-Building Construction Unadjusted Goal is 26.1%

FUND TYPE	TOTAL EXPENDITURES	TOTAL SPENT WITH NON-HUBS	TOTAL SPENT WITH **ADJ. HUBS 26.1%	TOTAL SPENT WITH *OTHER HUBS 1.0%	BLACK	**ADJUSTED HUB GOAL 26.1%	HISPANIC	WOMAN	*OTHER HUB GOAL 1.0%	ASIAN PACIFIC	NATIVE AMERICAN
-----------	--------------------	---------------------------	------------------------------------	-----------------------------------	-------	---------------------------	----------	-------	----------------------	---------------	-----------------

T  
N  
S  
-TC

C

478-RESEARCH & OVERSIGHT WORKERS' COUNCIL-Special Trade Unadjusted Goal is 37.2%

FUND TYPE	TOTAL EXPENDITURES	TOTAL SPENT WITH NON-HUBS	TOTAL SPENT WITH **ADJ. HUBS 37.0%	TOTAL SPENT WITH *OTHER HUBS 10.2%	BLACK	**ADJUSTED HUB GOAL 47.0%	HISPANIC	ASIAN PACIFIC	NATIVE AMERICAN	WOMAN
-----------	--------------------	---------------------------	------------------------------------	------------------------------------	-------	---------------------------	----------	---------------	-----------------	-------

T  
N  
S  
-TC

C

478-RESEARCH & OVERSIGHT WORKERS' COUNCIL-Professional Services Unadjusted Goal is 20.0%

FUND TYPE	TOTAL EXPENDITURES	TOTAL SPENT WITH NON-HUBS	TOTAL SPENT WITH **ADJ. HUBS 18.1%	TOTAL SPENT WITH *OTHER HUBS 1.9%	BLACK	**ADJUSTED HUB GOAL 18.1%	HISPANIC	WOMAN	*OTHER HUB GOAL 1.9%	ASIAN PACIFIC	NATIVE AMERICAN
-----------	--------------------	---------------------------	------------------------------------	-----------------------------------	-------	---------------------------	----------	-------	----------------------	---------------	-----------------

T  
N  
S  
-TC

C

478-RESEARCH & OVERSIGHT WORKERS' COUNCIL-Other Services Unadjusted Goal is 33.0%

FUND TYPE	TOTAL EXPENDITURES	TOTAL SPENT WITH NON-HUBS	TOTAL SPENT WITH **ADJ. HUBS 33.0%	ASIAN PACIFIC	BLACK	**ADJUSTED HUB GOAL 33.0%	HISPANIC	NATIVE AMERICAN	WOMAN
-----------	--------------------	---------------------------	------------------------------------	---------------	-------	---------------------------	----------	-----------------	-------

T  
N  
S  
-TC

C

478-RESEARCH & OVERSIGHT WORKERS' COUNCIL-Commodity Purchasing Unadjusted Goal is 12.6%

FUND TYPE	TOTAL EXPENDITURES	TOTAL SPENT WITH NON-HUBS	TOTAL SPENT WITH **ADJ. HUBS 12.6%	TOTAL SPENT WITH *OTHER HUBS 1.1%	BLACK	**ADJUSTED HUB GOAL 11.5%	HISPANIC	WOMAN	*OTHER HUB GOAL 1.1%	ASIAN PACIFIC	NATIVE AMERICAN
-----------	--------------------	---------------------------	------------------------------------	-----------------------------------	-------	---------------------------	----------	-------	----------------------	---------------	-----------------

T  
N  
S  
-TC

C

DB = DEBIT (NEGATIVE AMOUNT) \* = OTHER HUBS \*\* = ADJUSTED HUBS \*\*\* = DOLLARS REPORTED BUT NOT SHOWN IN THESE COLUMNS. SEE COVER LETTER PARA. 4  
T-TREASURY, N-NON-TREASURY, S-SUBCONTRACTOR FUNDS & PROCUREMENT CARD HUB PURCHASES, TC-TERM CONTRACT, C-CONSOLIDATED. SEE PAGE 4 OF HUB REPORT FOR FUND TYPE DESCRIPTION.

**478-STATE OFFICE OF RISK MANAGEMENT-Heavy Construction Unadjusted Goal is 11.8%**

FUND TYPE	TOTAL EXPENDITURES	TOTAL SPENT WITH NON-HUBS AMOUNT/%	TOTAL SPENT WITH *ADJ. HUBS 8.0% AMOUNT/%	TOTAL SPENT WITH *OTHER HUBS 3.8% AMOUNT/%	ASIAN PACIFIC AMOUNT/%	BLACK AMOUNT/%	HISPANIC AMOUNT/%	NATIVE AMERICAN AMOUNT/%	*OTHER HUB GOAL 5.3% WOMAN AMOUNT/%
T									
N									
S									
-TC									
C									

**479-STATE OFFICE OF RISK MANAGEMENT-Building Construction Unadjusted Goal is 26.1%**

FUND TYPE	TOTAL EXPENDITURES	TOTAL SPENT WITH NON-HUBS	TOTAL SPENT WITH **ADJ. HUBS 25.1%	TOTAL SPENT WITH *OTHER HUBS 1.0%	BLACK	HISPANIC	WOMAN	*OTHER HUB GOAL 1.0% ASIAN PACIFIC NATIVE AMERICAN
T								
N								
S								
-TC								
C								

**479-STATE OFFICE OF RISK MANAGEMENT-Special Trade Unadjusted Goal is 57.2%**

FUND TYPE	TOTAL EXPENDITURES	TOTAL SPENT WITH NON-HUBS	TOTAL SPENT WITH **ADJ. HUBS 47.0%	TOTAL SPENT WITH *OTHER HUBS 10.2%	BLACK	HISPANIC	ASIAN PACIFIC	NATIVE AMERICAN	WOMAN
T									
N									
S									
-TC									
C									

**479-STATE OFFICE OF RISK MANAGEMENT-Professional Services Unadjusted Goal is 20.0%**

FUND TYPE	TOTAL EXPENDITURES	TOTAL SPENT WITH NON-HUBS	TOTAL SPENT WITH **ADJ. HUBS 18.1%	TOTAL SPENT WITH *OTHER HUBS 1.9%	BLACK	HISPANIC	WOMAN	*OTHER HUB GOAL 1.9% ASIAN PACIFIC NATIVE AMERICAN
T								
N								
S								
-TC								
C								

**479-STATE OFFICE OF RISK MANAGEMENT-Other Services Unadjusted Goal is 33.0%**

FUND TYPE	TOTAL EXPENDITURES	TOTAL SPENT WITH NON-HUBS	TOTAL SPENT WITH **ADJ. HUBS 33.0%	ASIAN PACIFIC	BLACK	HISPANIC	NATIVE AMERICAN	WOMAN
T	\$1,448,715	\$353,389/23.0%	\$1,116,316/76.8%	\$250/.017%	\$1,113,632/76.8%			\$1,433/.086%
N								
S								
-TC	\$883	\$883/100%						
C	\$1,448,022	\$332,716/22.9%	\$1,115,316/77.0%	\$250/.017%	\$1,113,632/76.8%			\$1,433/.089%

**479-STATE OFFICE OF RISK MANAGEMENT-Commodity Purchasing Unadjusted Goal is 12.5%**

FUND TYPE	TOTAL EXPENDITURES	TOTAL SPENT WITH NON-HUBS	TOTAL SPENT WITH **ADJ. HUBS 11.5%	TOTAL SPENT WITH *OTHER HUBS 1.0%	BLACK	HISPANIC	WOMAN	*OTHER HUB GOAL 1.1% ASIAN PACIFIC NATIVE AMERICAN
T	\$227,822	\$146,278/61.0%	\$83,547/35.1%	\$9,097/3.82%	\$37,554/16.7%	\$16,633/6.98%	\$28,359/12.3%	\$8,048/3.60% \$48/.020%
N								
S								
-TC	\$58,471	\$58,064/99.2%	\$407/.722%					
C	\$181,450	\$88,213/48.1%	\$83,547/46.0%	\$8,689/4.78%	\$37,554/20.8%	\$16,633/9.18%	\$28,359/16.1%	\$8,541/4.76% \$48/.026%

DB = DEBIT (NEGATIVE AMOUNT) \* = OTHER HUBS \*\* = ADJUSTED HUBS \*\*\* = DOLLARS REPORTED BUT NOT SHOWN IN THESE COLUMNS. SEE COVER LETTER PARA. 4  
T-TREASURY, N-NON-TREASURY, S-SUBCONTRACTOR FUNDS & PROCUREMENT CARD HUB PURCHASES, TC-TERM CONTRACT, C-CONSOLIDATED. SEE PAGE 4 OF HUB REPORT FOR FUND TYPE DESCRIPTION.

480-TEXAS DEPT OF ECONOMIC DEVELOPMENT-Heavy Construction Unadjusted Goal is 11.8%

FUND TYPE	TOTAL EXPENDITURES	TOTAL SPENT WITH NON-HUBS AMOUNT/%	TOTAL SPENT WITH **ADJ. HUBS 9.9% AMOUNT/%	TOTAL SPENT WITH *OTHER HUBS 6.3% AMOUNT/%	ASIAN PACIFIC AMOUNT/%	**ADJUSTED HUB GOAL 6.6% BLACK AMOUNT/%	HISPANIC AMOUNT/%	NATIVE AMERICAN AMOUNT/%	*OTHER HUB GOAL 5.3% WOMAN AMOUNT/%
T									
N									
S									
-TC									
C									

480-TEXAS DEPT OF ECONOMIC DEVELOPMENT-Building Construction Unadjusted Goal is 26.1%

FUND TYPE	TOTAL EXPENDITURES	TOTAL SPENT WITH NON-HUBS	TOTAL SPENT WITH **ADJ. HUBS 25.1%	TOTAL SPENT WITH *OTHER HUBS 1.0%	BLACK	**ADJUSTED HUB GOAL 25.1% HISPANIC	WOMAN	*OTHER HUB GOAL 1.0% ASIAN PACIFIC	NATIVE AMERICAN
T									
N									
S									
-TC									
C									

480-TEXAS DEPT OF ECONOMIC DEVELOPMENT-Special Trade Unadjusted Goal is 57.2%

FUND TYPE	TOTAL EXPENDITURES	TOTAL SPENT WITH NON-HUBS	TOTAL SPENT WITH **ADJ. HUBS 47.0%	TOTAL SPENT WITH *OTHER HUBS 10.2%	BLACK	**ADJUSTED HUB GOAL 47.0% HISPANIC	ASIAN PACIFIC	*OTHER HUB GOAL 10.2% NATIVE AMERICAN	WOMAN
T									
N									
S									
-TC									
C									

480-TEXAS DEPT OF ECONOMIC DEVELOPMENT-Professional Services Unadjusted Goal is 20.0%

FUND TYPE	TOTAL EXPENDITURES	TOTAL SPENT WITH NON-HUBS	TOTAL SPENT WITH **ADJ. HUBS 18.1%	TOTAL SPENT WITH *OTHER HUBS 1.9%	BLACK	**ADJUSTED HUB GOAL 18.1% HISPANIC	WOMAN	*OTHER HUB GOAL 1.9% ASIAN PACIFIC	NATIVE AMERICAN
T	\$5,000	\$5,000/100 %							
N									
S									
-TC									
C	\$5,000	\$5,000/100 %							

480-TEXAS DEPT OF ECONOMIC DEVELOPMENT-Other Services Unadjusted Goal is 33.0%

FUND TYPE	TOTAL EXPENDITURES	TOTAL SPENT WITH NON-HUBS	TOTAL SPENT WITH **ADJ. HUBS 33.0%	TOTAL SPENT WITH *OTHER HUBS 1.1%	ASIAN PACIFIC	**ADJUSTED HUB GOAL 33.0% BLACK	HISPANIC	NATIVE AMERICAN	WOMAN
T	\$16,172,676	\$16,037,738/99.1%	\$134,937/.834%		\$82,177/.508%	\$9,746/.060%	\$2,278/.014%		\$40,733/.251%
N									
S	***	***	\$1,840,262/13.3%			\$1,012,953/7.32%	\$248,732/1.78%		\$578,577/4.18%
-TC	\$134,777	\$133,856/99.3%	\$921/.683%						\$921/.683%
C	\$16,037,898	\$15,903,882/99.1%	\$1,874,278/12.3%		\$82,177/.512%	\$1,022,701/6.37%	\$251,011/1.56%		\$818,388/3.85%

480-TEXAS DEPT OF ECONOMIC DEVELOPMENT-Commodity Purchasing Unadjusted Goal is 12.6%

FUND TYPE	TOTAL EXPENDITURES	TOTAL SPENT WITH NON-HUBS	TOTAL SPENT WITH **ADJ. HUBS 11.2%	TOTAL SPENT WITH *OTHER HUBS 1.1%	BLACK	**ADJUSTED HUB GOAL 11.5% HISPANIC	WOMAN	*OTHER HUB GOAL 1.1% ASIAN PACIFIC	NATIVE AMERICAN
T	\$383,319	\$264,456/70.0%	\$84,476/23.2%	\$24,386/6.71%	\$44,347/12.2%	\$15,561/4.28%	\$24,569/6.76%	\$24,386/6.71%	
N									
S									
-TC	\$48,757	\$48,161/98.7%	\$605/1.24%						\$605/1.24%
C	\$314,561	\$208,304/65.5%	\$83,276/26.8%	\$24,386/7.75%	\$44,347/14.0%	\$16,561/4.94%	\$23,981/7.61%	\$24,386/7.75%	

DB = DEBIT (NEGATIVE AMOUNT) \* = OTHER HUBS \*\* = ADJUSTED HUBS \*\*\* = DOLLARS REPORTED BUT NOT SHOWN IN THESE COLUMNS. SEE COVER LETTER PARA. 4  
T-TREASURY, N=NON-TREASURY, S=SUBCONTRACTOR FUNDS & PROCUREMENT CARD HUB PURCHASES, TC=TEAM CONTRACT, C=CONSOLIDATED. SEE PAGE 4 OF HUB REPORT FOR FUND TYPE DESCRIPTION.

**501-TEXAS DEPARTMENT OF HEALTH-Heavy Construction Unadjusted Goal is 11.9%**

FUND TYPE	TOTAL EXPENDITURES	TOTAL SPENT WITH NON-HUBS AMOUNT/%	TOTAL SPENT WITH **ADJ. HUBS 8.3%	TOTAL SPENT WITH *OTHER HUBS 3.3%	ASIAN PACIFIC AMOUNT/%	BLACK AMOUNT/%	HISPANIC AMOUNT/%	NATIVE AMERICAN AMOUNT/%	*OTHER HUB GOAL 6.3% WOMAN AMOUNT/%
T									
N									
S									
-TC									
C									

**501-TEXAS DEPARTMENT OF HEALTH-Building Construction Unadjusted Goal is 28.1%**

FUND TYPE	TOTAL EXPENDITURES	TOTAL SPENT WITH NON-HUBS	TOTAL SPENT WITH **ADJ. HUBS 25.1%	TOTAL SPENT WITH *OTHER HUBS 1.0%	BLACK	HISPANIC	WOMAN	*OTHER HUB GOAL 1.0% ASIAN PACIFIC NATIVE AMERICAN
T								
N								
S								
-TC								
C								

**501-TEXAS DEPARTMENT OF HEALTH-Special Trade Unadjusted Goal is 57.2%**

FUND TYPE	TOTAL EXPENDITURES	TOTAL SPENT WITH NON-HUBS	TOTAL SPENT WITH **ADJ. HUBS 47.0%	TOTAL SPENT WITH *OTHER HUBS 10.2%	BLACK	HISPANIC	ASIAN PACIFIC	NATIVE AMERICAN	WOMAN
T	\$934,371	\$786,992/84.1%	\$120,575/12.8%	\$27,403/2.9%	\$7,940/.84%	\$112,634/12.0%			\$27,403/2.9%
N									
S									
-TC	\$16,403	\$1,348/8.74%	\$14,061/91.2%			\$14,061/91.2%			
C	\$919,561	\$785,644/85.4%	\$108,513/11.6%	\$27,403/2.9%	\$7,940/.86%	\$98,573/10.7%			\$27,403/2.8%

**501-TEXAS DEPARTMENT OF HEALTH-Professional Services Unadjusted Goal is 20.0%**

FUND TYPE	TOTAL EXPENDITURES	TOTAL SPENT WITH NON-HUBS	TOTAL SPENT WITH **ADJ. HUBS 18.1%	TOTAL SPENT WITH *OTHER HUBS 1.9%	BLACK	HISPANIC	WOMAN	*OTHER HUB GOAL 1.8% ASIAN PACIFIC NATIVE AMERICAN
T	\$3,003,349	\$3,002,349/99.9%	\$1,000/.033%				\$1,000/.033%	
N								
S								
-TC								
C	\$3,003,349	\$3,002,349/99.9%	\$1,000/.033%				\$1,000/.033%	

**501-TEXAS DEPARTMENT OF HEALTH-Other Services Unadjusted Goal is 33.0%**

FUND TYPE	TOTAL EXPENDITURES	TOTAL SPENT WITH NON-HUBS	TOTAL SPENT WITH **ADJ. HUBS 33.0%	ASIAN PACIFIC	BLACK	HISPANIC	NATIVE AMERICAN	WOMAN
T	\$171,705,403	\$165,065,824/96.1%	\$6,639,478/3.86%	\$153,844/.089%	\$67,821/.033%	\$266,278/.172%	\$10,107/.006%	\$6,121,827/3.66%
N								
S	***	***	\$13,264,287/8.78%	\$328,273/.218%	\$688,921/.463%	\$6,821,145/4.51%		\$5,414,846/3.58%
-TC	\$1,000,820	\$992,843/99.2%	\$7,977/.787%		\$7,895/.768%	\$59/.006%		\$223/.022%
C	\$170,704,582	\$164,073,081/86.1%	\$19,886,789/11.6%	\$482,917/.282%	\$748,847/.438%	\$7,117,365/4.16%	\$10,107/.006%	\$11,636,550/6.75%

**501-TEXAS DEPARTMENT OF HEALTH-Commodity Purchasing Unadjusted Goal is 12.6%**

FUND TYPE	TOTAL EXPENDITURES	TOTAL SPENT WITH NON-HUBS	TOTAL SPENT WITH **ADJ. HUBS 11.5%	TOTAL SPENT WITH *OTHER HUBS 1.1%	BLACK	HISPANIC	WOMAN	*OTHER HUB GOAL 1.1% ASIAN PACIFIC NATIVE AMERICAN
T	\$87,829,110	\$82,615,334/94.0%	\$2,978,120/3.38%	\$2,235,656/2.54%	\$429,171/.488%	\$728,844/.829%	\$1,820,103/2.07%	\$2,219,264/2.62%
N								
S	***	***	\$4,268,595/53.1%	\$132,451/1.64%	\$448,328/5.55%	\$185,803/2.05%	\$3,572,463/45.5%	\$127,840/1.58%
-TC	\$10,845,092	\$10,231,323/96.1%	\$360,375/3.57%	\$33,393/.313%	\$177,068/1.66%	\$94,311/.886%	\$108,005/1.02%	\$21,881/.287%
C	\$77,184,017	\$72,384,010/93.7%	\$6,824,339/8.91%	\$2,334,714/3.02%	\$700,461/.907%	\$800,336/1.03%	\$5,383,651/6.97%	\$2,315,424/2.99%

DB = DEBIT (NEGATIVE AMOUNT) \* = OTHER HUBS \*\* = ADJUSTED HUBS \*\*\* = DOLLARS REPORTED BUT NOT SHOWN IN THESE COLUMNS. SEE COVER LETTER PARA. 4  
T-TREASURY, N=NON-TREASURY, S-SUBCONTRACTOR FUNDS & PROCUREMENT CARD HUB PURCHASES, TC-TERM CONTRACT, C-CONSOLIDATED. SEE PAGE 4 OF HUB REPORT FOR FUND TYPE DESCRIPTION.

502-BOARD OF BARBER EXAMINERS-Heavy Construction Unadjusted Goal is 11.9%

FUND TYPE	TOTAL EXPENDITURES	TOTAL SPENT WITH NON-HUBS AMOUNT/%	TOTAL SPENT WITH **ADJ. HUBS 6.6% AMOUNT/%	TOTAL SPENT WITH *OTHER HUBS 5.3% AMOUNT/%	ASIAN PACIFIC AMOUNT/%	BLACK AMOUNT/%	HISPANIC AMOUNT/%	NATIVE AMERICAN AMOUNT/%	*OTHER HUB GOAL 5.3% WOMAN AMOUNT/%
T									
N									
S									
-TC									
C									

502-BOARD OF BARBER EXAMINERS-Building Construction Unadjusted Goal is 28.1%

FUND TYPE	TOTAL EXPENDITURES	TOTAL SPENT WITH NON-HUBS	TOTAL SPENT WITH **ADJ. HUBS 25.1% AMOUNT/%	TOTAL SPENT WITH *OTHER HUBS 1.0% AMOUNT/%	BLACK	HISPANIC	WOMAN	*OTHER HUB GOAL 1.0% ASIAN PACIFIC NATIVE AMERICAN
T								
N								
S								
-TC								
C								

502-BOARD OF BARBER EXAMINERS-Special Trade Unadjusted Goal is 57.2%

FUND TYPE	TOTAL EXPENDITURES	TOTAL SPENT WITH NON-HUBS	TOTAL SPENT WITH **ADJ. HUBS 47.0% AMOUNT/%	TOTAL SPENT WITH *OTHER HUBS 10.2% AMOUNT/%	BLACK	HISPANIC	*OTHER HUB GOAL 10.2% ASIAN PACIFIC NATIVE AMERICAN WOMAN
T							
N							
S							
-TC							
C							

502-BOARD OF BARBER EXAMINERS-Professional Services Unadjusted Goal is 20.0%

FUND TYPE	TOTAL EXPENDITURES	TOTAL SPENT WITH NON-HUBS	TOTAL SPENT WITH **ADJ. HUBS 18.1% AMOUNT/%	TOTAL SPENT WITH *OTHER HUBS 1.9% AMOUNT/%	BLACK	HISPANIC	WOMAN	*OTHER HUB GOAL 1.9% ASIAN PACIFIC NATIVE AMERICAN
T	\$855	\$855/100 %						
N								
S								
-TC								
C	\$855	\$855/100 %						

502-BOARD OF BARBER EXAMINERS-Other Services Unadjusted Goal is 33.0%

FUND TYPE	TOTAL EXPENDITURES	TOTAL SPENT WITH NON-HUBS	TOTAL SPENT WITH **ADJ. HUBS 33.0% AMOUNT/%	ASIAN PACIFIC	BLACK	HISPANIC	NATIVE AMERICAN	WOMAN
T	\$44,291	\$38,775/87.5%	\$5,516/12.4%			\$1,220/2.75%		\$4,286/9.69%
N								
S								
-TC	\$1,040		\$1,040/100 %			\$860/92.3%		\$80/7.69%
C	\$43,251	\$38,775/89.8%	\$4,475/10.3%			\$258/.601%		\$4,215/9.74%

502-BOARD OF BARBER EXAMINERS-Commodity Purchasing Unadjusted Goal is 12.6%

FUND TYPE	TOTAL EXPENDITURES	TOTAL SPENT WITH NON-HUBS	TOTAL SPENT WITH **ADJ. HUBS 11.5% AMOUNT/%	TOTAL SPENT WITH *OTHER HUBS 1.1% AMOUNT/%	BLACK	HISPANIC	WOMAN	*OTHER HUB GOAL 1.1% ASIAN PACIFIC NATIVE AMERICAN
T	\$18,040	\$13,927/88.1%	\$112/.601%				\$112/.601%	
N								
S								
-TC	\$6,185	\$6,185/100 %						
C	\$8,854	\$8,742/88.7%	\$112/1.27%					

DR = DEBIT (NEGATIVE AMOUNT) \* = OTHER HUBS \*\* = ADJUSTED HUBS \*\*\* = DOLLARS REPORTED BUT NOT SHOWN IN THESE COLUMNS. SEE COVER LETTER PARA. 4  
T-TREASURY, N=NON-TREASURY, S-SUBCONTRACTOR FUNDS & PROCUREMENT CARD HUB PURCHASES, TC-TERM CONTRACT, C-CONSOLIDATED. SEE PAGE 4 OF HUB REPORT FOR FUND TYPE DESCRIPTION.

FUND TYPE	TOTAL EXPENDITURES	TOTAL SPENT WITH NON-HUBS AMOUNT/%	503-TX STATE BOARD OF MEDICAL EXAMINERS-Heavy Construction Unadjusted Goal is 11.8%			**ADJUSTED HUB GOAL 8.6%				*OTHER HUB GOAL 5.3% WOMAN AMOUNT/%
			TOTAL SPENT WITH **ADJ. HUBS 8.6%	TOTAL SPENT WITH *OTHER HUBS 3.3%	ASIAN PACIFIC AMOUNT/%	BLACK AMOUNT/%	HISPANIC AMOUNT/%	NATIVE AMERICAN AMOUNT/%		

T  
N  
S  
-TC  
C

FUND TYPE	TOTAL EXPENDITURES	TOTAL SPENT WITH NON-HUBS	503-TX STATE BOARD OF MEDICAL EXAMINERS-Building Construction Unadjusted Goal is 26.1%			**ADJUSTED HUB GOAL 25.1%			*OTHER HUB GOAL 1.0% ASIAN PACIFIC NATIVE AMERICAN	
			TOTAL SPENT WITH **ADJ. HUBS 25.1%	TOTAL SPENT WITH *OTHER HUBS 1.0%	BLACK	HISPANIC	WOMAN			

T  
N  
S  
-TC  
C

FUND TYPE	TOTAL EXPENDITURES	TOTAL SPENT WITH NON-HUBS	503-TX STATE BOARD OF MEDICAL EXAMINERS-Special Trade Unadjusted Goal is 57.2%			**ADJUSTED HUB GOAL 47.0%		*OTHER HUB GOAL 10.2% ASIAN PACIFIC NATIVE AMERICAN WOMAN		
			TOTAL SPENT WITH **ADJ. HUBS 47.0%	TOTAL SPENT WITH *OTHER HUBS 10.2%	BLACK	HISPANIC	ASIAN PACIFIC	NATIVE AMERICAN	WOMAN	

T  
N  
S  
-TC  
C

FUND TYPE	TOTAL EXPENDITURES	TOTAL SPENT WITH NON-HUBS	503-TX STATE BOARD OF MEDICAL EXAMINERS-Professional Services Unadjusted Goal is 20.0%			**ADJUSTED HUB GOAL 18.1%			*OTHER HUB GOAL 1.9% ASIAN PACIFIC NATIVE AMERICAN	
			TOTAL SPENT WITH **ADJ. HUBS 18.1%	TOTAL SPENT WITH *OTHER HUBS 1.9%	BLACK	HISPANIC	WOMAN			

T  
N  
S  
-TC  
C

FUND TYPE	TOTAL EXPENDITURES	TOTAL SPENT WITH NON-HUBS	503-TX STATE BOARD OF MEDICAL EXAMINERS-Other Services Unadjusted Goal is 33.0%			**ADJUSTED HUB GOAL 33.0%				
			TOTAL SPENT WITH **ADJ. HUBS 33.0%	TOTAL SPENT WITH *OTHER HUBS 1.1%	ASIAN PACIFIC	BLACK	HISPANIC	NATIVE AMERICAN	WOMAN	

T  
N  
S  
-TC  
C

FUND TYPE	TOTAL EXPENDITURES	TOTAL SPENT WITH NON-HUBS	503-TX STATE BOARD OF MEDICAL EXAMINERS-Commodity Purchasing Unadjusted Goal is 12.6%			**ADJUSTED HUB GOAL 11.5%			*OTHER HUB GOAL 1.1% ASIAN PACIFIC NATIVE AMERICAN	
			TOTAL SPENT WITH **ADJ. HUBS 11.5%	TOTAL SPENT WITH *OTHER HUBS 1.1%	BLACK	HISPANIC	WOMAN			

T  
N  
S  
-TC  
C

DB = DEBIT (NEGATIVE AMOUNT) \* = OTHER HUBS \*\* = ADJUSTED HUBS \*\*\* = DOLLARS REPORTED BUT NOT SHOWN IN THESE COLUMNS. SEE COVER LETTER PARA. 4  
T=TREASURY, N=NON-TREASURY, S=SUBCONTRACTOR FUNDS & PROCUREMENT CARD HUB PURCHASES, TC=TERM CONTRACT, C=CONSOLIDATED. SEE PAGE 4 OF HUB REPORT FOR FUND TYPE DESCRIPTION.

504-BOARD OF DENTAL EXAMINERS-Heavy Construction Unadjusted Goal is 11.9%

FUND TYPE	TOTAL EXPENDITURES	TOTAL SPENT WITH NON-HUBS AMOUNT/%	TOTAL SPENT WITH **ADJ. HUBS 5.4%	TOTAL SPENT WITH *OTHER HUBS 5.3%	ASIAN PACIFIC AMOUNT/%	**ADJUSTED HUB GOAL 6.6%	BLACK AMOUNT/%	HISPANIC AMOUNT/%	NATIVE AMERICAN AMOUNT/%	*OTHER HUB GOAL 5.3% WOMAN AMOUNT/%
T										
N										
S										
-TC										
C										

504-BOARD OF DENTAL EXAMINERS-Building Construction Unadjusted Goal is 26.1%

FUND TYPE	TOTAL EXPENDITURES	TOTAL SPENT WITH NON-HUBS	TOTAL SPENT WITH **ADJ. HUBS 25.1%	TOTAL SPENT WITH *OTHER HUBS 1.0%	BLACK	**ADJUSTED HUB GOAL 25.1%	HISPANIC	WOMAN	*OTHER HUB GOAL 1.0%	ASIAN PACIFIC	NATIVE AMERICAN
T											
N											
S											
-TC											
C											

504-BOARD OF DENTAL EXAMINERS-Special Trade Unadjusted Goal is 57.2%

FUND TYPE	TOTAL EXPENDITURES	TOTAL SPENT WITH NON-HUBS	TOTAL SPENT WITH **ADJ. HUBS 47.0%	TOTAL SPENT WITH *OTHER HUBS 10.2%	BLACK	**ADJUSTED HUB GOAL 47.0%	HISPANIC	ASIAN PACIFIC	NATIVE AMERICAN	WOMAN
T	\$89	\$89/100 %								
N										
S										
-TC										
C	\$89	\$89/100 %								

504-BOARD OF DENTAL EXAMINERS-Professional Services Unadjusted Goal is 20.0%

FUND TYPE	TOTAL EXPENDITURES	TOTAL SPENT WITH NON-HUBS	TOTAL SPENT WITH **ADJ. HUBS 18.1%	TOTAL SPENT WITH *OTHER HUBS 1.9%	BLACK	**ADJUSTED HUB GOAL 18.1%	HISPANIC	WOMAN	*OTHER HUB GOAL 1.9%	ASIAN PACIFIC	NATIVE AMERICAN
T	\$9,822	\$9,822/100 %									
N											
S											
-TC											
C	\$9,822	\$9,822/100 %									

504-BOARD OF DENTAL EXAMINERS-Other Services Unadjusted Goal is 33.0%

FUND TYPE	TOTAL EXPENDITURES	TOTAL SPENT WITH NON-HUBS	TOTAL SPENT WITH **ADJ. HUBS 33.0%	TOTAL SPENT WITH *OTHER HUBS 1.1%	ASIAN PACIFIC	**ADJUSTED HUB GOAL 33.0%	BLACK	HISPANIC	NATIVE AMERICAN	WOMAN
T	\$252,214	\$251,038/99.5%	\$1,176/.466%		\$836/.331%		\$48/.019%	\$45/.018%		\$245/.099%
N										
S										
-TC	\$4,471	\$4,471/100 %								
C	\$247,743	\$246,566/99.5%	\$1,176/.474%		\$836/.337%		\$48/.019%	\$45/.018%		\$245/.099%

504-BOARD OF DENTAL EXAMINERS-Commodity Purchasing Unadjusted Goal is 12.6%

FUND TYPE	TOTAL EXPENDITURES	TOTAL SPENT WITH NON-HUBS	TOTAL SPENT WITH **ADJ. HUBS 11.5%	TOTAL SPENT WITH *OTHER HUBS 1.1%	BLACK	**ADJUSTED HUB GOAL 11.5%	HISPANIC	WOMAN	*OTHER HUB GOAL 1.1%	ASIAN PACIFIC	NATIVE AMERICAN
T	\$54,060	\$44,141/81.6%	\$7,710/14.2%	\$2,207/4.08%	\$3,452/6.38%		\$3,122/5.77%	\$1,135/2.10%		\$2,207/4.08%	
N											
S											
-TC	\$5,426	\$5,426/100 %									
C	\$48,633	\$38,715/79.6%	\$7,710/15.8%	\$2,207/4.63%	\$3,452/7.08%		\$3,122/6.41%	\$1,135/2.33%		\$2,207/4.63%	

DB = DEBIT (NEGATIVE AMOUNT) \* = OTHER HUBS \*\* = ADJUSTED HUBS \*\*\* = DOLLARS REPORTED BUT NOT SHOWN IN THESE COLUMNS. SEE COVER LETTER PARA. 4  
T-TREASURY, N-NON-TREASURY, S-SUBCONTRACTOR FUNDS & PROCUREMENT CARD HUB PURCHASES, TC-TERM CONTRACT, C-CONSOLIDATED. SEE PAGE 4 OF HUB REPORT FOR FUND TYPE DESCRIPTION.

505-COSMETOLOGY COMMISSION-Heavy Construction Unadjusted Goal is 11.9%

FUND TYPE	TOTAL EXPENDITURES	TOTAL SPENT WITH NON-HUBS AMOUNT/%	TOTAL SPENT WITH **ADJ. HUBS 6.5% AMOUNT/%	TOTAL SPENT WITH *OTHER HUBS 5.4% AMOUNT/%	ASIAN PACIFIC AMOUNT/%	**ADJUSTED HUB GOAL 6.6% BLACK AMOUNT/%	HISPANIC AMOUNT/%	NATIVE AMERICAN AMOUNT/%	*OTHER HUB GOAL 5.3% WOMAN AMOUNT/%
T									
N									
S									
-TC									
C									

505-COSMETOLOGY COMMISSION-Building Construction Unadjusted Goal is 28.1%

FUND TYPE	TOTAL EXPENDITURES	TOTAL SPENT WITH NON-HUBS	TOTAL SPENT WITH **ADJ. HUBS 25.1% AMOUNT/%	TOTAL SPENT WITH *OTHER HUBS 3.0% AMOUNT/%	BLACK AMOUNT/%	**ADJUSTED HUB GOAL 25.1% HISPANIC AMOUNT/%	WOMAN AMOUNT/%	*OTHER HUB GOAL 1.0% ASIAN PACIFIC AMOUNT/%	NATIVE AMERICAN AMOUNT/%
T									
N									
S									
-TC									
C									

505-COSMETOLOGY COMMISSION-Special Trade Unadjusted Goal is 57.2%

FUND TYPE	TOTAL EXPENDITURES	TOTAL SPENT WITH NON-HUBS	TOTAL SPENT WITH **ADJ. HUBS 47.0% AMOUNT/%	TOTAL SPENT WITH *OTHER HUBS 10.2% AMOUNT/%	BLACK AMOUNT/%	**ADJUSTED HUB GOAL 47.0% HISPANIC AMOUNT/%	ASIAN PACIFIC AMOUNT/%	*OTHER HUB GOAL 10.2% NATIVE AMERICAN AMOUNT/%	WOMAN AMOUNT/%
T									
N									
S									
-TC									
C									

505-COSMETOLOGY COMMISSION-Professional Services Unadjusted Goal is 20.0%

FUND TYPE	TOTAL EXPENDITURES	TOTAL SPENT WITH NON-HUBS	TOTAL SPENT WITH **ADJ. HUBS 18.1% AMOUNT/%	TOTAL SPENT WITH *OTHER HUBS 1.9% AMOUNT/%	BLACK AMOUNT/%	**ADJUSTED HUB GOAL 18.1% HISPANIC AMOUNT/%	WOMAN AMOUNT/%	*OTHER HUB GOAL 1.9% ASIAN PACIFIC AMOUNT/%	NATIVE AMERICAN AMOUNT/%
T									
N									
S									
-TC									
C									

505-COSMETOLOGY COMMISSION-Other Services Unadjusted Goal is 33.0%

FUND TYPE	TOTAL EXPENDITURES	TOTAL SPENT WITH NON-HUBS	TOTAL SPENT WITH **ADJ. HUBS 33.0% AMOUNT/%	TOTAL SPENT WITH *OTHER HUBS 0.0% AMOUNT/%	ASIAN PACIFIC AMOUNT/%	**ADJUSTED HUB GOAL 33.0% BLACK AMOUNT/%	HISPANIC AMOUNT/%	NATIVE AMERICAN AMOUNT/%	WOMAN AMOUNT/%
T	\$257,631	\$227,102/88.1%	\$30,526/11.8%		\$25,660/9.96%		\$2,248/.872%		\$2,620/1.01%
N									
S									
-TC	\$18,988	\$18,988/100%							
C	\$238,642	\$208,113/87.2%	\$30,526/12.7%		\$25,660/10.7%		\$2,248/.942%		\$2,620/1.05%

505-COSMETOLOGY COMMISSION-Commodity Purchasing Unadjusted Goal is 12.5%

FUND TYPE	TOTAL EXPENDITURES	TOTAL SPENT WITH NON-HUBS	TOTAL SPENT WITH **ADJ. HUBS 11.5% AMOUNT/%	TOTAL SPENT WITH *OTHER HUBS 1.0% AMOUNT/%	BLACK AMOUNT/%	**ADJUSTED HUB GOAL 11.5% HISPANIC AMOUNT/%	WOMAN AMOUNT/%	*OTHER HUB GOAL 1.1% ASIAN PACIFIC AMOUNT/%	NATIVE AMERICAN AMOUNT/%
T	\$146,013	\$76,399/52.3%	\$69,614/47.7%			\$1,413/.556%	\$61,782/42.2%		\$6,417/4.39%
N									
S									
-TC	\$35,276	\$34,466/97.7%	\$807/2.28%						
C	\$110,737	\$41,931/37.8%	\$68,806/62.2%			\$1,413/1.27%	\$60,674/55.0%		\$6,417/5.79%

DB = DEBIT (NEGATIVE AMOUNT) \* = OTHER HUBS \*\* = ADJUSTED HUBS \*\*\* = DOLLARS REPORTED BUT NOT SHOWN IN THESE COLUMNS. SEE COVER LETTER PARA. 4  
T=TREASURY, N=NON-TREASURY, S=SUBCONTRACTOR FUNDS & PROCUREMENT CARD HUB PURCHASES, TC=TERM CONTRACT, C=CONSOLIDATED. SEE PAGE 4 OF HUB REPORT FOR FUND TYPE DESCRIPTION.



FUND TYPE	TOTAL EXPENDITURES	TOTAL SPENT WITH NON-HUBS AMOUNT/%	506-UT M D ANDERSON CANCER CENTER-Heavy Construction Unadjusted Goal is 11.9%		**ADJUSTED HUB GOAL 6.6%				*OTHER HUB GOAL 5.3% WOMAN AMOUNT/%
			TOTAL SPENT WITH ***ADJ. HUBS 6.6% AMOUNT/%	TOTAL SPENT WITH *OTHER HUBS 5.3% AMOUNT/%	ASIAN PACIFIC AMOUNT/%	BLACK AMOUNT/%	HISPANIC AMOUNT/%	NATIVE AMERICAN AMOUNT/%	

T  
N  
S  
-TC  
C

FUND TYPE	TOTAL EXPENDITURES	TOTAL SPENT WITH NON-HUBS	506-UT M D ANDERSON CANCER CENTER-Building Construction Unadjusted Goal is 26.1%		**ADJUSTED HUB GOAL 25.1%			*OTHER HUB GOAL 1.0%	
			TOTAL SPENT WITH ***ADJ. HUBS 25.1%	TOTAL SPENT WITH *OTHER HUBS 1.0%	BLACK	HISPANIC	WOMAN	ASIAN PACIFIC	NATIVE AMERICAN

T  
N  
S  
-TC  
C

FUND TYPE	TOTAL EXPENDITURES	TOTAL SPENT WITH NON-HUBS	506-UT M D ANDERSON CANCER CENTER-Special Trade Unadjusted Goal is 57.2%		**ADJUSTED HUB GOAL 47.0%		*OTHER HUB GOAL 10.2%		
			TOTAL SPENT WITH ***ADJ. HUBS 47.0%	TOTAL SPENT WITH *OTHER HUBS 10.2%	BLACK	HISPANIC	ASIAN PACIFIC	NATIVE AMERICAN	WOMAN

T  
N  
S  
-TC  
C

FUND TYPE	TOTAL EXPENDITURES	TOTAL SPENT WITH NON-HUBS	506-UT M D ANDERSON CANCER CENTER-Professional Services Unadjusted Goal is 20.0%		**ADJUSTED HUB GOAL 18.1%			*OTHER HUB GOAL 1.9%	
			TOTAL SPENT WITH ***ADJ. HUBS 18.1%	TOTAL SPENT WITH *OTHER HUBS 1.9%	BLACK	HISPANIC	WOMAN	ASIAN PACIFIC	NATIVE AMERICAN

T  
N  
S  
-TC  
C

FUND TYPE	TOTAL EXPENDITURES	TOTAL SPENT WITH NON-HUBS	506-UT M D ANDERSON CANCER CENTER-Other Services Unadjusted Goal is 33.0%		**ADJUSTED HUB GOAL 33.0%				
			TOTAL SPENT WITH ***ADJ. HUBS 33.0%	ASIAN PACIFIC	BLACK	HISPANIC	NATIVE AMERICAN	WOMAN	

T  
N  
S  
-TC  
C

FUND TYPE	TOTAL EXPENDITURES	TOTAL SPENT WITH NON-HUBS	506-UT M D ANDERSON CANCER CENTER-Commodity Purchasing Unadjusted Goal is 12.6%		**ADJUSTED HUB GOAL 11.5%			*OTHER HUB GOAL 1.1%	
			TOTAL SPENT WITH ***ADJ. HUBS 11.5%	TOTAL SPENT WITH *OTHER HUBS 1.1%	BLACK	HISPANIC	WOMAN	ASIAN PACIFIC	NATIVE AMERICAN

T  
N  
S  
-TC  
C

DB = DEBIT (NEGATIVE AMOUNT) \* = OTHER HUBS \*\* = ADJUSTED HUBS \*\*\* = DOLLARS REPORTED BUT NOT SHOWN IN THESE COLUMNS. SEE COVER LETTER PARA. 4  
T=TREASURY, N=NON-TREASURY, S=SUBCONTRACTOR FUNDS & PROCUREMENT CARD HUB PURCHASES, TC=TERM CONTRACT, C=CONSOLIDATED. SEE PAGE 4 OF HUB REPORT FOR FUND TYPE DESCRIPTION.

507-BOARD OF NURSE EXAMINERS-Heavy Construction Unadjusted Goal is 11.9%

FUND TYPE	TOTAL EXPENDITURES	TOTAL SPENT WITH NON-HUBS AMOUNT/%	TOTAL SPENT WITH **ADJ. HUBS 5.6%	TOTAL SPENT WITH *OTHER HUBS 3.3%	ASIAN PACIFIC AMOUNT/%	**ADJUSTED HUB GOAL 6.8%	BLACK AMOUNT/%	HISPANIC AMOUNT/%	NATIVE AMERICAN AMOUNT/%	*OTHER HUB GOAL 5.3% WOMAN AMOUNT/%
T										
N										
S										
-TC										
C										

507-BOARD OF NURSE EXAMINERS-Building Construction Unadjusted Goal is 28.1%

FUND TYPE	TOTAL EXPENDITURES	TOTAL SPENT WITH NON-HUBS	TOTAL SPENT WITH **ADJ. HUBS 25.1%	TOTAL SPENT WITH *OTHER HUBS 1.0%	BLACK	**ADJUSTED HUB GOAL 25.1%	HISPANIC	WOMAN	*OTHER HUB GOAL 1.0% ASIAN PACIFIC NATIVE AMERICAN
T									
N									
S									
-TC									
C									

507-BOARD OF NURSE EXAMINERS-Special Trade Unadjusted Goal is 57.2%

FUND TYPE	TOTAL EXPENDITURES	TOTAL SPENT WITH NON-HUBS	TOTAL SPENT WITH **ADJ. HUBS 47.0%	TOTAL SPENT WITH *OTHER HUBS 10.2%	BLACK	**ADJUSTED HUB GOAL 47.0%	HISPANIC	ASIAN PACIFIC	NATIVE AMERICAN	WOMAN
T	\$2,848	\$2,848/100 %								
N										
S										
-TC										
C	\$2,848	\$2,848/100 %								

507-BOARD OF NURSE EXAMINERS-Professional Services Unadjusted Goal is 20.0%

FUND TYPE	TOTAL EXPENDITURES	TOTAL SPENT WITH NON-HUBS	TOTAL SPENT WITH **ADJ. HUBS 18.1%	TOTAL SPENT WITH *OTHER HUBS 1.9%	BLACK	**ADJUSTED HUB GOAL 18.1%	HISPANIC	WOMAN	*OTHER HUB GOAL 1.9% ASIAN PACIFIC NATIVE AMERICAN
T	\$7,658	\$7,658/100 %							
N									
S									
-TC									
C	\$7,658	\$7,658/100 %							

507-BOARD OF NURSE EXAMINERS-Other Services Unadjusted Goal is 33.0%

FUND TYPE	TOTAL EXPENDITURES	TOTAL SPENT WITH NON-HUBS	TOTAL SPENT WITH **ADJ. HUBS 23.0%	ASIAN PACIFIC	BLACK	**ADJUSTED HUB GOAL 33.0%	HISPANIC	NATIVE AMERICAN	WOMAN
T	\$786,357	\$618,453/78.3%	\$169,904/21.6%				\$19,832/2.4%		\$150,272/18.1%
N									
S									
-TC	\$8,129	\$7,967/88.0%	\$162/1.8%						\$162/1.8%
C	\$778,228	\$608,486/78.1%	\$169,742/21.8%				\$19,832/2.52%		\$150,110/19.2%

507-BOARD OF NURSE EXAMINERS-Commodity Purchasing Unadjusted Goal is 12.6%

FUND TYPE	TOTAL EXPENDITURES	TOTAL SPENT WITH NON-HUBS	TOTAL SPENT WITH **ADJ. HUBS 11.5%	TOTAL SPENT WITH *OTHER HUBS 1.1%	BLACK	**ADJUSTED HUB GOAL 11.5%	HISPANIC	WOMAN	*OTHER HUB GOAL 1.1% ASIAN PACIFIC NATIVE AMERICAN
T	\$142,203	\$84,483/86.4%	\$14,107/9.92%	\$33,613/23.6%				\$14,107/9.92%	\$33,613/23.6%
N									
S									
-TC	\$10,575	\$10,575/100 %							
C	\$131,628	\$83,908/63.7%	\$14,107/10.7%	\$33,613/25.5%				\$14,107/10.7%	\$33,613/25.5%

DB = DEBIT (NEGATIVE AMOUNT) \* = OTHER HUBS \*\* = ADJUSTED HUBS \*\*\* = DOLLARS REPORTED BUT NOT SHOWN IN THESE COLUMNS. SEE COVER LETTER PARA. 4  
T=TREASURY, N=NON-TREASURY, S=SUBCONTRACTOR FUNDS & PROCUREMENT CARD HUB PURCHASES, TC=TERM CONTRACT, C=CONSOLIDATED. SEE PAGE 4 OF HUB REPORT FOR FUND TYPE DESCRIPTION.

508-BOARD OF CHIROPRACTIC EXAMINERS-Heavy Construction Unadjusted Goal is 11.9%

FUND TYPE	TOTAL EXPENDITURES	TOTAL SPENT WITH NON-HUBS AMOUNT/%	TOTAL SPENT WITH **ADJ. HUBS 5.6%	TOTAL SPENT WITH *OTHER HUBS 6.3%	ASIAN PACIFIC AMOUNT/%	BLACK AMOUNT/%	HISPANIC AMOUNT/%	NATIVE AMERICAN AMOUNT/%	*OTHER HUB GOAL 5.3% WOMAN AMOUNT/%
T									
N									
S									
-TC									
C									

508-BOARD OF CHIROPRACTIC EXAMINERS-Building Construction Unadjusted Goal is 26.1%

FUND TYPE	TOTAL EXPENDITURES	TOTAL SPENT WITH NON-HUBS	TOTAL SPENT WITH **ADJ. HUBS 25.1%	TOTAL SPENT WITH *OTHER HUBS 1.0%	BLACK	HISPANIC	WOMAN	*OTHER HUB GOAL 1.0% ASIAN PACIFIC NATIVE AMERICAN
T								
N								
S								
-TC								
C								

508-BOARD OF CHIROPRACTIC EXAMINERS-Special Trade Unadjusted Goal is 57.2%

FUND TYPE	TOTAL EXPENDITURES	TOTAL SPENT WITH NON-HUBS	TOTAL SPENT WITH **ADJ. HUBS 47.0%	TOTAL SPENT WITH *OTHER HUBS 10.2%	BLACK	HISPANIC	ASIAN PACIFIC	NATIVE AMERICAN	WOMAN
T									
N									
S									
-TC									
C									

508-BOARD OF CHIROPRACTIC EXAMINERS-Professional Services Unadjusted Goal is 20.0%

FUND TYPE	TOTAL EXPENDITURES	TOTAL SPENT WITH NON-HUBS	TOTAL SPENT WITH **ADJ. HUBS 18.1%	TOTAL SPENT WITH *OTHER HUBS 1.9%	BLACK	HISPANIC	WOMAN	*OTHER HUB GOAL 1.9% ASIAN PACIFIC NATIVE AMERICAN
T	\$10,381	\$8,006/86.6%	\$1,385/13.3%					
N								
S								
-TC								
C	\$10,381	\$8,006/86.6%	\$1,385/13.3%				\$1,385/13.3%	

508-BOARD OF CHIROPRACTIC EXAMINERS-Other Services Unadjusted Goal is 33.0%

FUND TYPE	TOTAL EXPENDITURES	TOTAL SPENT WITH NON-HUBS	TOTAL SPENT WITH **ADJ. HUBS 33.0%	ASIAN PACIFIC	BLACK	HISPANIC	NATIVE AMERICAN	WOMAN
T	\$12,021	\$7,457/62.0%	\$4,563/37.8%					\$4,563/37.8%
N								
S								
-TC	\$855	\$855/100%						
C	\$11,166	\$6,602/58.1%	\$4,563/40.8%					\$4,563/40.8%

508-BOARD OF CHIROPRACTIC EXAMINERS-Commodity Purchasing Unadjusted Goal is 12.6%

FUND TYPE	TOTAL EXPENDITURES	TOTAL SPENT WITH NON-HUBS	TOTAL SPENT WITH **ADJ. HUBS 11.5%	TOTAL SPENT WITH *OTHER HUBS 1.1%	BLACK	HISPANIC	WOMAN	*OTHER HUB GOAL 1.1% ASIAN PACIFIC NATIVE AMERICAN
T	\$31,851	\$20,204/63.4%	\$8,944/28.0%	\$2,702/8.48%	\$1,251/3.82%		\$7,693/24.12%	\$2,702/8.48%
N								
S								
-TC	\$7,297	\$7,297/100%						
C	\$24,553	\$12,907/52.5%	\$8,944/36.4%	\$2,702/11.0%	\$1,251/5.08%		\$7,693/31.3%	\$2,702/11.0%

DB = DEBIT (NEGATIVE AMOUNT) \* = OTHER HUBS \*\* = ADJUSTED HUBS \*\*\* = DOLLARS REPORTED BUT NOT SHOWN IN THESE COLUMNS. SEE COVER LETTER PARA. 4  
T-TREASURY, N-NON-TREASURY, S-SUBCONTRACTOR FUNDS & PROCUREMENT CARD HUB PURCHASES, TC-TERM CONTRACT, C-CONSOLIDATED. SEE PAGE 4 OF HUB REPORT FOR FUND TYPE DESCRIPTION.

FUND TYPE	TOTAL EXPENDITURES	TOTAL SPENT WITH NON-HUBS AMOUNT/%	511-BOARD OF VOCATIONAL NURSE EXAMINERS-Heavy Construction Unadjusted Goal is 11.9%		**ADJUSTED HUB GOAL 6.6%				*OTHER HUB GOAL 5.3%
			TOTAL SPENT WITH **ADJ. HUBS 6.6% AMOUNT/%	TOTAL SPENT WITH *OTHER HUBS 5.3% AMOUNT/%	ASIAN PACIFIC AMOUNT/%	BLACK AMOUNT/%	HISPANIC AMOUNT/%	NATIVE AMERICAN AMOUNT/%	WOMAN AMOUNT/%
T									
N									
S									
-TC									
C									

FUND TYPE	TOTAL EXPENDITURES	TOTAL SPENT WITH NON-HUBS	511-BOARD OF VOCATIONAL NURSE EXAMINERS-Building Construction Unadjusted Goal is 28.1%		**ADJUSTED HUB GOAL 25.1%			*OTHER HUB GOAL 1.0%	
			TOTAL SPENT WITH **ADJ. HUBS 25.1%	TOTAL SPENT WITH *OTHER HUBS 1.0%	BLACK	HISPANIC	WOMAN	ASIAN PACIFIC	NATIVE AMERICAN
T									
N									
S									
-TC									
C									

FUND TYPE	TOTAL EXPENDITURES	TOTAL SPENT WITH NON-HUBS	511-BOARD OF VOCATIONAL NURSE EXAMINERS-Special Trade Unadjusted Goal is 57.2%		**ADJUSTED HUB GOAL 47.0%		*OTHER HUB GOAL 10.2%		
			TOTAL SPENT WITH **ADJ. HUBS 47.0%	TOTAL SPENT WITH *OTHER HUBS 10.2%	BLACK	HISPANIC	ASIAN PACIFIC	NATIVE AMERICAN	WOMAN
T									
N									
S									
-TC									
C									

FUND TYPE	TOTAL EXPENDITURES	TOTAL SPENT WITH NON-HUBS	511-BOARD OF VOCATIONAL NURSE EXAMINERS-Professional Services Unadjusted Goal is 20.0%		**ADJUSTED HUB GOAL 16.1%			*OTHER HUB GOAL 1.5%	
			TOTAL SPENT WITH **ADJ. HUBS 16.1%	TOTAL SPENT WITH *OTHER HUBS 1.5%	BLACK	HISPANIC	WOMAN	ASIAN PACIFIC	NATIVE AMERICAN
T									
N									
S									
-TC									
C									

FUND TYPE	TOTAL EXPENDITURES	TOTAL SPENT WITH NON-HUBS	511-BOARD OF VOCATIONAL NURSE EXAMINERS-Other Services Unadjusted Goal is 33.0%		**ADJUSTED HUB GOAL 33.0%				
			TOTAL SPENT WITH **ADJ. HUBS 33.0%	TOTAL SPENT WITH *OTHER HUBS 1.1%	ASIAN PACIFIC	BLACK	HISPANIC	NATIVE AMERICAN	WOMAN
T	\$310,737	\$288,132/95.8%	\$12,605/4.05%						
N									
S									
-TC	\$9,000	\$9,000/100%							
C	\$301,737	\$289,132/95.8%	\$12,605/4.17%			\$11,459/3.82%			\$1,146/.360%

FUND TYPE	TOTAL EXPENDITURES	TOTAL SPENT WITH NON-HUBS	511-BOARD OF VOCATIONAL NURSE EXAMINERS-Commodity Purchasing Unadjusted Goal is 12.6%		**ADJUSTED HUB GOAL 11.6%				*OTHER HUB GOAL 1.1%	
			TOTAL SPENT WITH **ADJ. HUBS 11.6%	TOTAL SPENT WITH *OTHER HUBS 1.1%	BLACK	HISPANIC	WOMAN	ASIAN PACIFIC	NATIVE AMERICAN	
T	\$45,779	\$34,295/74.9%	\$9,882/21.6%							
N										
S										
-TC	\$95	\$95/100%								
C	\$45,684	\$34,200/74.8%	\$9,882/21.6%			\$891/1.96%		\$8,990/19.6%	\$1,602/3.50%	

DB = DEBIT (NEGATIVE AMOUNT) \* = OTHER HUBS \*\* = ADJUSTED HUBS \*\*\* = DOLLARS REPORTED BUT NOT SHOWN IN THESE COLUMNS. SEE COVER LETTER PARA. 4  
T=TREASURY, N=NON-TREASURY, S=SUBCONTRACTOR FUNDS & PROCUREMENT CARD HUB PURCHASES, TC=TERM CONTRACT, C=CONSOLIDATED. SEE PAGE 4 OF HUB REPORT FOR FUND TYPE DESCRIPTION.

512-TX STATE BOARD OF PODIATRIC MED EXAM-Heavy Construction Unadjusted Goal is 11.8%

FUND TYPE	TOTAL EXPENDITURES	TOTAL SPENT WITH NON-HUBS AMOUNT/%	TOTAL SPENT WITH **ADJ HUBS 5.4%	TOTAL SPENT WITH *OTHER HUBS 5.3%	ASIAN PACIFIC AMOUNT/%	**ADJUSTED HUB GOAL 6.6%	BLACK AMOUNT/%	HISPANIC AMOUNT/%	NATIVE AMERICAN AMOUNT/%	*OTHER HUB GOAL 5.3% WOMAN AMOUNT/%
T										
N										
S										
-TC										
C										

512-TX STATE BOARD OF PODIATRIC MED EXAM-Building Construction Unadjusted Goal is 26.1%

FUND TYPE	TOTAL EXPENDITURES	TOTAL SPENT WITH NON-HUBS	TOTAL SPENT WITH **ADJ HUBS 25.1%	TOTAL SPENT WITH *OTHER HUBS 1.0%	BLACK	**ADJUSTED HUB GOAL 26.1%	HISPANIC	WOMAN	*OTHER HUB GOAL 1.0% ASIAN PACIFIC NATIVE AMERICAN
T									
N									
S									
-TC									
C									

512-TX STATE BOARD OF PODIATRIC MED EXAM-Special Trade Unadjusted Goal is 57.2%

FUND TYPE	TOTAL EXPENDITURES	TOTAL SPENT WITH NON-HUBS	TOTAL SPENT WITH **ADJ HUBS 47.0%	TOTAL SPENT WITH *OTHER HUBS 10.2%	BLACK	**ADJUSTED HUB GOAL 47.0%	HISPANIC	ASIAN PACIFIC	NATIVE AMERICAN	WOMAN
T										
N										
S										
-TC										
C										

512-TX STATE BOARD OF PODIATRIC MED EXAM-Professional Services Unadjusted Goal is 20.0%

FUND TYPE	TOTAL EXPENDITURES	TOTAL SPENT WITH NON-HUBS	TOTAL SPENT WITH **ADJ HUBS 18.1%	TOTAL SPENT WITH *OTHER HUBS 1.9%	BLACK	**ADJUSTED HUB GOAL 18.1%	HISPANIC	WOMAN	*OTHER HUB GOAL 1.9% ASIAN PACIFIC NATIVE AMERICAN
T	\$4,424	\$4,424/100 %							
N									
S									
-TC									
C	\$4,424	\$4,424/100 %							

512-TX STATE BOARD OF PODIATRIC MED EXAM-Other Services Unadjusted Goal is 33.0%

FUND TYPE	TOTAL EXPENDITURES	TOTAL SPENT WITH NON-HUBS	TOTAL SPENT WITH **ADJ HUBS 33.0%	ASIAN PACIFIC	BLACK	**ADJUSTED HUB GOAL 33.0%	HISPANIC	NATIVE AMERICAN	WOMAN
T	\$6,203	\$6,203/100 %							
N									
S									
-TC	\$6	\$6/100 %							
C	\$6,198	\$6,198/100 %							

512-TX STATE BOARD OF PODIATRIC MED EXAM-Commodity Purchasing Unadjusted Goal is 12.6%

FUND TYPE	TOTAL EXPENDITURES	TOTAL SPENT WITH NON-HUBS	TOTAL SPENT WITH **ADJ HUBS 11.5%	TOTAL SPENT WITH *OTHER HUBS 1.1%	BLACK	**ADJUSTED HUB GOAL 11.5%	HISPANIC	WOMAN	*OTHER HUB GOAL 1.1% ASIAN PACIFIC NATIVE AMERICAN
T	\$6,726	\$6,726/100 %							
N									
S									
-TC	\$859	\$859/100 %							
C	\$5,868	\$5,868/100 %							

DB = DEBIT (NEGATIVE AMOUNT) \* = OTHER HUBS \*\* = ADJUSTED HUBS \*\*\* = DOLLARS REPORTED BUT NOT SHOWN IN THESE COLUMNS. SEE COVER LETTER PARA. 4  
T-TREASURY, N=NON-TREASURY, S-SUBCONTRACTOR FUNDS & PROCUREMENT CARD HUB PURCHASES, TC-TERM CONTRACT, C-CONSOLIDATED. SEE PAGE 4 OF HUB REPORT FOR FUND TYPE DESCRIPTION.

**513-TEXAS FUNERAL SERVICE COMMISSION-Heavy Construction Unadjusted Goal is 11.9%**

FUND TYPE	TOTAL EXPENDITURES	TOTAL SPENT WITH NON-HUBS AMOUNT/%	TOTAL SPENT WITH *ADJ. HUBS 6.6%	TOTAL SPENT WITH *OTHER HUBS 5.3%	ASIAN PACIFIC AMOUNT/%	BLACK AMOUNT/%	HISPANIC AMOUNT/%	NATIVE AMERICAN AMOUNT/%	*OTHER HUB GOAL 5.3% WOMAN AMOUNT/%
T									
N									
S									
-TC									
C									

**513-TEXAS FUNERAL SERVICE COMMISSION-Building Construction Unadjusted Goal is 26.1%**

FUND TYPE	TOTAL EXPENDITURES	TOTAL SPENT WITH NON-HUBS	TOTAL SPENT WITH **ADJ. HUBS 25.1%	TOTAL SPENT WITH *OTHER HUBS 1.0%	BLACK	HISPANIC	WOMAN	*OTHER HUB GOAL 1.0% ASIAN PACIFIC NATIVE AMERICAN
T								
N								
S								
-TC								
C								

**513-TEXAS FUNERAL SERVICE COMMISSION-Special Trade Unadjusted Goal is 67.2%**

FUND TYPE	TOTAL EXPENDITURES	TOTAL SPENT WITH NON-HUBS	TOTAL SPENT WITH **ADJ. HUBS 67.0%	TOTAL SPENT WITH *OTHER HUBS 10.2%	BLACK	HISPANIC	ASIAN PACIFIC	NATIVE AMERICAN	WOMAN
T									
N									
S									
-TC									
C									

**513-TEXAS FUNERAL SERVICE COMMISSION-Professional Services Unadjusted Goal is 20.0%**

FUND TYPE	TOTAL EXPENDITURES	TOTAL SPENT WITH NON-HUBS	TOTAL SPENT WITH **ADJ. HUBS 18.1%	TOTAL SPENT WITH *OTHER HUBS 1.9%	BLACK	HISPANIC	WOMAN	*OTHER HUB GOAL 1.9% ASIAN PACIFIC NATIVE AMERICAN
T	\$11,175	\$11,175/100 %						
N								
S								
-TC								
C	\$11,175	\$11,175/100 %						

**513-TEXAS FUNERAL SERVICE COMMISSION-Other Services Unadjusted Goal is 33.0%**

FUND TYPE	TOTAL EXPENDITURES	TOTAL SPENT WITH NON-HUBS	TOTAL SPENT WITH **ADJ. HUBS 33.0%	ASIAN PACIFIC	BLACK	HISPANIC	NATIVE AMERICAN	WOMAN
T	\$60,181	\$58,629/93.9%	\$3,641/6.05%					
N					\$2,378/3.94%		\$1,066/1.77%	\$188/.330%
S								
-TC	\$218	\$218/100 %						
C	\$59,962	\$58,320/93.9%	\$3,641/6.07%		\$2,378/3.96%		\$1,066/1.77%	\$188/.331%

**513-TEXAS FUNERAL SERVICE COMMISSION-Commodity Purchasing Unadjusted Goal is 12.6%**

FUND TYPE	TOTAL EXPENDITURES	TOTAL SPENT WITH NON-HUBS	TOTAL SPENT WITH **ADJ. HUBS 11.5%	TOTAL SPENT WITH *OTHER HUBS 1.1%	BLACK	HISPANIC	WOMAN	*OTHER HUB GOAL 1.1% ASIAN PACIFIC NATIVE AMERICAN
T	\$6,127	\$5,528/90.1%	\$600/9.80%					
N							\$600/9.80%	
S								
-TC								
C	\$6,127	\$5,528/90.1%	\$600/9.80%				\$600/9.80%	

DB = DEBIT (NEGATIVE AMOUNT) \* = OTHER HUBS \*\* = ADJUSTED HUBS \*\*\* = DOLLARS REPORTED BUT NOT SHOWN IN THESE COLUMNS. SEE COVER LETTER PARA. 4  
T=TREASURY, N=NON-TREASURY, S=SUBCONTRACTOR FUNDS & PROCUREMENT CARD HUB PURCHASES, TC=TERM CONTRACT, C=CONSOLIDATED. SEE PAGE 4 OF HUB REPORT FOR FUND TYPE DESCRIPTION.

514-OPTOMETRY BOARD-Heavy Construction Unadjusted Goal is 11.9%

FUND TYPE	TOTAL EXPENDITURES	TOTAL SPENT WITH NON-HUBS AMOUNT/%	TOTAL SPENT WITH **ADJ. HUBS 2.6%	TOTAL SPENT WITH *OTHER HUBS 9.3%	ASIAN PACIFIC AMOUNT/%	**ADJUSTED HUB GOAL 6.8%	BLACK AMOUNT/%	HISPANIC AMOUNT/%	NATIVE AMERICAN AMOUNT/%	*OTHER HUB GOAL 6.3%
T										
N										
S										
-TC										
C										

514-OPTOMETRY BOARD-Building Construction Unadjusted Goal is 26.1%

FUND TYPE	TOTAL EXPENDITURES	TOTAL SPENT WITH NON-HUBS	TOTAL SPENT WITH **ADJ. HUBS 25.1%	TOTAL SPENT WITH *OTHER HUBS 1.0%	BLACK	**ADJUSTED HUB GOAL 26.1%	HISPANIC	WOMAN	*OTHER HUB GOAL 1.0%
T									
N									
S									
-TC									
C									

514-OPTOMETRY BOARD-Special Trade Unadjusted Goal is 57.2%

FUND TYPE	TOTAL EXPENDITURES	TOTAL SPENT WITH NON-HUBS	TOTAL SPENT WITH **ADJ. HUBS 47.0%	TOTAL SPENT WITH *OTHER HUBS 10.2%	BLACK	**ADJUSTED HUB GOAL 47.0%	HISPANIC	ASIAN PACIFIC	NATIVE AMERICAN	WOMAN
T										
N										
S										
-TC										
C										

514-OPTOMETRY BOARD-Professional Services Unadjusted Goal is 20.0%

FUND TYPE	TOTAL EXPENDITURES	TOTAL SPENT WITH NON-HUBS	TOTAL SPENT WITH **ADJ. HUBS 18.1%	TOTAL SPENT WITH *OTHER HUBS 1.9%	BLACK	**ADJUSTED HUB GOAL 18.1%	HISPANIC	WOMAN	*OTHER HUB GOAL 1.9%
T	\$4,056	\$4,056/100 %							
N									
S									
-TC									
C	\$4,056	\$4,056/100 %							

514-OPTOMETRY BOARD-Other Services Unadjusted Goal is 33.0%

FUND TYPE	TOTAL EXPENDITURES	TOTAL SPENT WITH NON-HUBS	TOTAL SPENT WITH **ADJ. HUBS 23.0%	TOTAL SPENT WITH *OTHER HUBS 1.1%	ASIAN PACIFIC	**ADJUSTED HUB GOAL 33.0%	BLACK	HISPANIC	NATIVE AMERICAN	WOMAN
T	\$22,320	\$20,638/92.4%	\$1,682/7.53%							\$1,682/7.53%
N										
S										
-TC										
C	\$22,320	\$20,638/92.4%	\$1,682/7.53%							\$1,682/7.53%

514-OPTOMETRY BOARD-Commodity Purchasing Unadjusted Goal is 12.8%

FUND TYPE	TOTAL EXPENDITURES	TOTAL SPENT WITH NON-HUBS	TOTAL SPENT WITH **ADJ. HUBS 11.5%	TOTAL SPENT WITH *OTHER HUBS 1.3%	BLACK	**ADJUSTED HUB GOAL 11.5%	HISPANIC	WOMAN	*OTHER HUB GOAL 1.1%
T	\$17,026	\$11,205/65.8%	\$3,524/20.7%	\$2,296/13.4%				\$3,524/20.7%	\$2,296/13.4%
N									
S									
-TC									
C	\$17,026	\$11,205/65.8%	\$3,524/20.7%	\$2,296/13.4%				\$3,524/20.7%	\$2,296/13.4%

DB = DEBIT (NEGATIVE AMOUNT) \* = OTHER HUBS \*\* = ADJUSTED HUBS \*\*\* = DOLLARS REPORTED BUT NOT SHOWN IN THESE COLUMNS. SEE COVER LETTER PARA. 4  
T-TREASURY, N-NON-TREASURY, S-SUBCONTRACTOR FUNDS & PROCUREMENT CARD HUB PURCHASES, TC-TERM CONTRACT, C-CONSOLIDATED. SEE PAGE 4 OF HUB REPORT FOR FUND TYPE DESCRIPTION.

FUND TYPE	TOTAL EXPENDITURES	TOTAL SPENT WITH NON-HUBS AMOUNT/%	515-BOARD OF PHARMACY-Heavy Construction Unadjusted Goal is 11.5%		**ADJUSTED HUB GOAL 6.5%				*OTHER HUB GOAL 5.3%
			TOTAL SPENT WITH **ADJ. HUBS 6.5%	TOTAL SPENT WITH *OTHER HUBS 5.3%	ASIAN PACIFIC AMOUNT/%	BLACK AMOUNT/%	HISPANIC AMOUNT/%	NATIVE AMERICAN AMOUNT/%	WOMAN AMOUNT/%
T									
N									
S									
-TC									
C									

FUND TYPE	TOTAL EXPENDITURES	TOTAL SPENT WITH NON-HUBS	515-BOARD OF PHARMACY-Building Construction Unadjusted Goal is 28.1%		**ADJUSTED HUB GOAL 25.1%			*OTHER HUB GOAL 1.0%
			TOTAL SPENT WITH **ADJ. HUBS 25.1%	TOTAL SPENT WITH *OTHER HUBS 1.0%	BLACK	HISPANIC	WOMAN	ASIAN PACIFIC
T								
N								
S								
-TC								
C								

FUND TYPE	TOTAL EXPENDITURES	TOTAL SPENT WITH NON-HUBS	515-BOARD OF PHARMACY-Special Trade Unadjusted Goal is 57.2%		**ADJUSTED HUB GOAL 47.0%		*OTHER HUB GOAL 10.2%		
			TOTAL SPENT WITH **ADJ. HUBS 47.0%	TOTAL SPENT WITH *OTHER HUBS 10.2%	BLACK	HISPANIC	ASIAN PACIFIC	NATIVE AMERICAN	WOMAN
T	\$85	\$85/100 %							
N									
S									
-TC									
C	\$85	\$85/100 %							

FUND TYPE	TOTAL EXPENDITURES	TOTAL SPENT WITH NON-HUBS	515-BOARD OF PHARMACY-Professional Services Unadjusted Goal is 20.0%		**ADJUSTED HUB GOAL 15.1%			*OTHER HUB GOAL 1.9%	
			TOTAL SPENT WITH **ADJ. HUBS 15.1%	TOTAL SPENT WITH *OTHER HUBS 1.9%	BLACK	HISPANIC	WOMAN	ASIAN PACIFIC	NATIVE AMERICAN
T	\$675	\$675/100 %							
N									
S									
-TC									
C	\$675	\$675/100 %							

FUND TYPE	TOTAL EXPENDITURES	TOTAL SPENT WITH NON-HUBS	515-BOARD OF PHARMACY-Other Services Unadjusted Goal is 33.0%		**ADJUSTED HUB GOAL 33.0%				
			TOTAL SPENT WITH **ADJ. HUBS 33.0%	TOTAL SPENT WITH *OTHER HUBS 1.1%	ASIAN PACIFIC	BLACK	HISPANIC	NATIVE AMERICAN	WOMAN
T	\$350,661	\$335,410/93.0%	\$26,241/6.98%						
N									
S									
-TC	\$10,232	\$10,232/100 %							
C	\$350,418	\$325,177/92.7%	\$25,241/7.20%			\$15,151/4.32%		\$10,079/2.75%	

FUND TYPE	TOTAL EXPENDITURES	TOTAL SPENT WITH NON-HUBS	515-BOARD OF PHARMACY-Commodity Purchasing Unadjusted Goal is 12.5%		**ADJUSTED HUB GOAL 11.5%			*OTHER HUB GOAL 1.1%	
			TOTAL SPENT WITH **ADJ. HUBS 11.5%	TOTAL SPENT WITH *OTHER HUBS 1.1%	BLACK	HISPANIC	WOMAN	ASIAN PACIFIC	NATIVE AMERICAN
T	\$157,802	\$132,505/83.0%	\$12,438/6.13%	\$12,456/7.88%					
N									
S									
-TC	\$39,015	\$38,897/99.8%		\$18,046%					
C	\$118,786	\$93,608/78.7%	\$12,839/10.8%	\$12,438/10.4%	\$1,596/1.34%	\$3,474/2.92%	\$7,767/6.53%	\$12,428/10.4%	

DB = DEBIT (NEGATIVE AMOUNT) \* = OTHER HUBS \*\* = ADJUSTED HUBS \*\*\* = DOLLARS REPORTED BUT NOT SHOWN IN THESE COLUMNS. SEE COVER LETTER PARA. 4  
 T=TREASURY, N=NON-TREASURY, S=SUBCONTRACTOR FUNDS & PROCUREMENT CARD HUB PURCHASES, TC=TERM CONTRACT, C=CONSOLIDATED. SEE PAGE 4 OF HUB REPORT FOR FUND TYPE DESCRIPTION.



TEXAS HISTORICALLY UNDERUTILIZED BUSINESS (HUB) ANNUAL REPORT RECEIVED FOR FISCAL YEAR 2000  
SECTION VII - AGENCY EXPENDITURE SUMMARY DATA

517-TEXAS COMM ON ALCOHOL & DRUG ABUSE-Heavy Construction Unadjusted Goal is 11.8%

FUND TYPE	TOTAL EXPENDITURES	TOTAL SPENT WITH NON-HUBS AMOUNT/%	TOTAL SPENT WITH **ADJ. HUBS 6.6%	TOTAL SPENT WITH *OTHER HUBS 5.2%	ASTAN PACIFIC AMOUNT/%	BLACK AMOUNT/%	HISPANIC AMOUNT/%	NATIVE AMERICAN AMOUNT/%	*OTHER HUB GOAL 5.2% WOMAN AMOUNT/%
T									
N									
S									
-TC									
C									

517-TEXAS COMM ON ALCOHOL & DRUG ABUSE-Building Construction Unadjusted Goal is 26.1%

FUND TYPE	TOTAL EXPENDITURES	TOTAL SPENT WITH NON-HUBS	TOTAL SPENT WITH **ADJ. HUBS 25.1%	TOTAL SPENT WITH *OTHER HUBS 1.0%	BLACK	HISPANIC	WOMAN	*OTHER HUB GOAL 1.0% ASIAN PACIFIC NATIVE AMERICAN
T								
N								
S								
-TC								
C								

517-TEXAS COMM ON ALCOHOL & DRUG ABUSE-Special Trade Unadjusted Goal is 57.2%

FUND TYPE	TOTAL EXPENDITURES	TOTAL SPENT WITH NON-HUBS	TOTAL SPENT WITH **ADJ. HUBS 47.2%	TOTAL SPENT WITH *OTHER HUBS 10.2%	BLACK	HISPANIC	ASIAN PACIFIC	NATIVE AMERICAN	WOMAN
T	\$4,210	\$3,737/88.7%	\$486/11.5%	\$1208	\$486/11.5%				\$1208
N									
S									
-TC									
C	\$4,210	\$3,737/88.7%	\$486/11.5%	\$1208	\$486/11.5%				\$1208

517-TEXAS COMM ON ALCOHOL & DRUG ABUSE-Professional Services Unadjusted Goal is 20.0%

FUND TYPE	TOTAL EXPENDITURES	TOTAL SPENT WITH NON-HUBS	TOTAL SPENT WITH **ADJ. HUBS 18.1%	TOTAL SPENT WITH *OTHER HUBS 1.9%	BLACK	HISPANIC	WOMAN	*OTHER HUB GOAL 1.9% ASIAN PACIFIC NATIVE AMERICAN
T	\$37,480	\$37,480/100%						
N								
S								
-TC								
C	\$37,480	\$37,480/100%						

517-TEXAS COMM ON ALCOHOL & DRUG ABUSE-Other Services Unadjusted Goal is 33.0%

FUND TYPE	TOTAL EXPENDITURES	TOTAL SPENT WITH NON-HUBS	TOTAL SPENT WITH **ADJ. HUBS 23.0%	ASIAN PACIFIC	BLACK	HISPANIC	NATIVE AMERICAN	WOMAN
T	\$2,188,763	\$1,250,329/57.1%	\$936,433/42.8%	\$30,843/1.41%	\$10,572/.483%			\$894,916/40.9%
N								
S								
-TC	\$65,290	\$64,843/98.0%	\$647/.991%					\$647/.991%
C	\$2,121,472	\$1,185,886/55.8%	\$935,788/44.1%	\$30,843/1.45%	\$10,572/.488%			\$894,289/42.1%

517-TEXAS COMM ON ALCOHOL & DRUG ABUSE-Commodity Purchasing Unadjusted Goal is 12.6%

FUND TYPE	TOTAL EXPENDITURES	TOTAL SPENT WITH NON-HUBS	TOTAL SPENT WITH **ADJ. HUBS 11.5%	TOTAL SPENT WITH *OTHER HUBS 1.1%	BLACK	HISPANIC	WOMAN	*OTHER HUB GOAL 1.1% ASIAN PACIFIC NATIVE AMERICAN
T	\$1,115,472	\$208,372/27.6%	\$737,769/66.1%	\$69,330/6.21%	\$3,841/.344%	\$21,212/1.90%	\$712,716/63.8%	\$69,330/6.21%
N								
S								
-TC	\$126,116	\$103,527/82.7%	\$86/.68%	\$21,502/17.1%			\$86/.68%	\$21,502/17.1%
C	\$980,356	\$206,844/20.6%	\$737,883/74.4%	\$47,827/4.82%	\$3,841/.387%	\$21,212/2.14%	\$712,829/71.8%	\$47,827/4.82%

DB = DEBIT (NEGATIVE AMOUNT) \* = OTHER HUBS \*\* = ADJUSTED HUBS \*\*\* = DOLLARS REPORTED BUT NOT SHOWN IN THESE COLUMNS. SEE COVER LETTER PARA. 4  
T-TREASURY, N=NON-TREASURY, S=SUBCONTRACTOR FUNDS & PROCUREMENT CARD HUB PURCHASES, TC-TERM CONTRACT, C=CONSOLIDATED. SEE PAGE 4 OF HUB REPORT FOR FUND TYPE DESCRIPTION.

**520-BOARD OF EXAMINERS OF PSYCHOLOGISTS-Heavy Construction Unadjusted Goal is 11.9%**

FUND TYPE	TOTAL EXPENDITURES	TOTAL SPENT WITH NON-HUBS AMOUNT/%	TOTAL SPENT WITH ADJ. HUBS 6.6%	TOTAL SPENT WITH OTHER HUBS 5.3%	ASIAN PACIFIC AMOUNT/%	BLACK AMOUNT/%	HISPANIC AMOUNT/%	NATIVE AMERICAN AMOUNT/%	*OTHER HUB GOAL 5.3% WOMAN AMOUNT/%
T									
N									
S									
-TC									
C									

**520-BOARD OF EXAMINERS OF PSYCHOLOGISTS-Building Construction Unadjusted Goal is 28.1%**

FUND TYPE	TOTAL EXPENDITURES	TOTAL SPENT WITH NON-HUBS	TOTAL SPENT WITH ADJ. HUBS 25.1%	TOTAL SPENT WITH OTHER HUBS 1.0%	BLACK	HISPANIC	WOMAN	*OTHER HUB GOAL 1.0% ASIAN PACIFIC NATIVE AMERICAN
T								
N								
S								
-TC								
C								

**520-BOARD OF EXAMINERS OF PSYCHOLOGISTS-Special Trade Unadjusted Goal is 57.2%**

FUND TYPE	TOTAL EXPENDITURES	TOTAL SPENT WITH NON-HUBS	TOTAL SPENT WITH ADJ. HUBS 47.0%	TOTAL SPENT WITH OTHER HUBS 10.2%	BLACK	HISPANIC	ASIAN PACIFIC	NATIVE AMERICAN	WOMAN
T									
N									
S									
-TC									
C									

**520-BOARD OF EXAMINERS OF PSYCHOLOGISTS-Professional Services Unadjusted Goal is 20.0%**

FUND TYPE	TOTAL EXPENDITURES	TOTAL SPENT WITH NON-HUBS	TOTAL SPENT WITH ADJ. HUBS 18.1%	TOTAL SPENT WITH OTHER HUBS 1.9%	BLACK	HISPANIC	WOMAN	*OTHER HUB GOAL 1.9% ASIAN PACIFIC NATIVE AMERICAN
T								
N								
S								
-TC								
C								

**520-BOARD OF EXAMINERS OF PSYCHOLOGISTS-Other Services Unadjusted Goal is 33.0%**

FUND TYPE	TOTAL EXPENDITURES	TOTAL SPENT WITH NON-HUBS	TOTAL SPENT WITH ADJ. HUBS 33.0%	ASIAN PACIFIC	BLACK	HISPANIC	NATIVE AMERICAN	WOMAN
T	\$182,380	\$187,828/91.9%	\$14,752/8.08%					\$14,752/8.08%
N								
S								
-TC	\$60	\$60/100 %						
C	\$182,320	\$187,568/91.9%	\$14,752/8.08%					\$14,752/8.08%

**520-BOARD OF EXAMINERS OF PSYCHOLOGISTS-Commodity Purchasing Unadjusted Goal is 12.6%**

FUND TYPE	TOTAL EXPENDITURES	TOTAL SPENT WITH NON-HUBS	TOTAL SPENT WITH ADJ. HUBS 11.5%	TOTAL SPENT WITH OTHER HUBS 1.1%	BLACK	HISPANIC	WOMAN	*OTHER HUB GOAL 1.1% ASIAN PACIFIC NATIVE AMERICAN
T	\$27,131	\$14,217/52.4%	\$12,398/46.7%	\$514/1.89%			\$12,398/46.7%	\$514/1.89%
N								
S								
-TC	\$8,220	\$8,220/100 %						
C	\$20,811	\$7,998/38.2%	\$12,398/59.2%	\$514/2.46%			\$12,398/59.2%	\$514/2.46%

DB = DEBIT (NEGATIVE AMOUNT) \* = OTHER HUBS \*\* = ADJUSTED HUBS \*\*\* = DOLLARS REPORTED BUT NOT SHOWN IN THESE COLUMNS. SEE COVER LETTER PARA. 4  
T=TREASURY, N=NON-TREASURY, S=SUBCONTRACTOR FUNDS & PROCUREMENT CARD HUB PURCHASES, TC=TERM CONTRACT, C=CONSOLIDATED. SEE PAGE 4 OF HUB REPORT FOR FUND TYPE DESCRIPTION.

526-TX LOW-LEVEL RAD WAST DISPOSAL AUTH-Heavy Construction Unadjusted Goal is 11.9%

FUND TYPE	TOTAL EXPENDITURES	TOTAL SPENT WITH NON-HUBS AMOUNT/%	TOTAL SPENT WITH **ADJ. HUBS 5.6% AMOUNT/%	TOTAL SPENT WITH *OTHER HUBS 5.3% AMOUNT/%	ASIAN PACIFIC AMOUNT/%	**ADJUSTED HUB GOAL 5.6% BLACK AMOUNT/%	HISPANIC AMOUNT/%	NATIVE AMERICAN AMOUNT/%	*OTHER HUB GOAL 5.3% WOMAN AMOUNT/%
-----------	--------------------	------------------------------------	--	--	------------------------	--	-------------------	--------------------------	--

T  
N  
S  
-TC

C

526-TX LOW-LEVEL RAD WAST DISPOSAL AUTH-Building Construction Unadjusted Goal is 26.1%

FUND TYPE	TOTAL EXPENDITURES	TOTAL SPENT WITH NON-HUBS	TOTAL SPENT WITH **ADJ. HUBS 25.1%	TOTAL SPENT WITH *OTHER HUBS 0%	BLACK	**ADJUSTED HUB GOAL 26.1% HISPANIC	WOMAN	*OTHER HUB GOAL 1.0% ASIAN PACIFIC	NATIVE AMERICAN
-----------	--------------------	---------------------------	------------------------------------	---------------------------------	-------	---------------------------------------	-------	---------------------------------------	-----------------

T  
N  
S  
-TC

C

526-TX LOW-LEVEL RAD WAST DISPOSAL AUTH-Special Trade Unadjusted Goal is 67.2%

FUND TYPE	TOTAL EXPENDITURES	TOTAL SPENT WITH NON-HUBS	TOTAL SPENT WITH **ADJ. HUBS 47.0%	TOTAL SPENT WITH *OTHER HUBS 20.2%	BLACK	**ADJUSTED HUB GOAL 47.0% HISPANIC	ASIAN PACIFIC	*OTHER HUB GOAL 10.2% NATIVE AMERICAN	WOMAN
-----------	--------------------	---------------------------	------------------------------------	------------------------------------	-------	---------------------------------------	---------------	--	-------

T  
N  
S  
-TC

C

526-TX LOW-LEVEL RAD WAST DISPOSAL AUTH-Professional Services Unadjusted Goal is 20.0%

FUND TYPE	TOTAL EXPENDITURES	TOTAL SPENT WITH NON-HUBS	TOTAL SPENT WITH **ADJ. HUBS 15.1%	TOTAL SPENT WITH *OTHER HUBS 1.9%	BLACK	**ADJUSTED HUB GOAL 15.1% HISPANIC	WOMAN	*OTHER HUB GOAL 1.9% ASIAN PACIFIC	NATIVE AMERICAN
-----------	--------------------	---------------------------	------------------------------------	-----------------------------------	-------	---------------------------------------	-------	---------------------------------------	-----------------

T  
N  
S  
-TC

C

\$9,200 \$9,200/100 %  
\$9,200 \$9,200/100 %

526-TX LOW-LEVEL RAD WAST DISPOSAL AUTH-Other Services Unadjusted Goal is 33.0%

FUND TYPE	TOTAL EXPENDITURES	TOTAL SPENT WITH NON-HUBS	TOTAL SPENT WITH **ADJ. HUBS 23.0%	TOTAL SPENT WITH *OTHER HUBS 1.1%	ASIAN PACIFIC	BLACK	**ADJUSTED HUB GOAL 33.0% HISPANIC	NATIVE AMERICAN	WOMAN
-----------	--------------------	---------------------------	------------------------------------	-----------------------------------	---------------	-------	---------------------------------------	-----------------	-------

T  
N  
S  
-TC

C

\$502 \$307/61.1%  
\$502 \$307/61.1%

\$195/38.8%  
\$195/38.8%

\$195/38.8%  
\$195/38.8%

526-TX LOW-LEVEL RAD WAST DISPOSAL AUTH-Commodity Purchasing Unadjusted Goal is 12.5%

FUND TYPE	TOTAL EXPENDITURES	TOTAL SPENT WITH NON-HUBS	TOTAL SPENT WITH **ADJ. HUBS 11.5%	TOTAL SPENT WITH *OTHER HUBS 1.1%	BLACK	**ADJUSTED HUB GOAL 11.5% HISPANIC	WOMAN	*OTHER HUB GOAL 1.1% ASIAN PACIFIC	NATIVE AMERICAN
-----------	--------------------	---------------------------	------------------------------------	-----------------------------------	-------	---------------------------------------	-------	---------------------------------------	-----------------

T  
N  
S  
-TC

C

\$852 \$852/100 %

**527-TEXAS CANCER COUNCIL-Heavy Construction Unadjusted Goal is 11.9%**

FUND TYPE	TOTAL EXPENDITURES	TOTAL SPENT WITH NON-HUBS AMOUNT/%	TOTAL SPENT WITH *ADJ. HUBS 6.0%	TOTAL SPENT WITH *OTHER HUBS 5.9%	ASIAN PACIFIC AMOUNT/%	**ADJUSTED HUB GOAL 6.5%	BLACK AMOUNT/%	HISPANIC AMOUNT/%	NATIVE AMERICAN AMOUNT/%	*OTHER HUB GOAL 5.3% WOMAN AMOUNT/%
T										
N										
S										
-TC										
C										

**527-TEXAS CANCER COUNCIL-Building Construction Unadjusted Goal is 26.1%**

FUND TYPE	TOTAL EXPENDITURES	TOTAL SPENT WITH NON-HUBS	TOTAL SPENT WITH *ADJ. HUBS 25.1%	TOTAL SPENT WITH *OTHER HUBS 1.0%	BLACK	**ADJUSTED HUB GOAL 25.1%	HISPANIC	WOMAN	*OTHER HUB GOAL 1.0% ASIAN PACIFIC NATIVE AMERICAN
T									
N									
S									
-TC									
C									

**527-TEXAS CANCER COUNCIL-Special Trade Unadjusted Goal is 57.2%**

FUND TYPE	TOTAL EXPENDITURES	TOTAL SPENT WITH NON-HUBS	TOTAL SPENT WITH *ADJ. HUBS 47.0%	TOTAL SPENT WITH *OTHER HUBS 10.2%	BLACK	**ADJUSTED HUB GOAL 47.0%	HISPANIC	ASIAN PACIFIC	NATIVE AMERICAN	WOMAN
T	\$99	\$99/100 %								
N										
S										
-TC										
C	\$99	\$99/100 %								

**527-TEXAS CANCER COUNCIL-Professional Services Unadjusted Goal is 20.0%**

FUND TYPE	TOTAL EXPENDITURES	TOTAL SPENT WITH NON-HUBS	TOTAL SPENT WITH *ADJ. HUBS 16.1%	TOTAL SPENT WITH *OTHER HUBS 3.9%	BLACK	**ADJUSTED HUB GOAL 16.1%	HISPANIC	WOMAN	*OTHER HUB GOAL 1.9% ASIAN PACIFIC NATIVE AMERICAN
T	\$328	\$328/100 %							
N									
S									
-TC									
C	\$328	\$328/100 %							

**527-TEXAS CANCER COUNCIL-Other Services Unadjusted Goal is 33.0%**

FUND TYPE	TOTAL EXPENDITURES	TOTAL SPENT WITH NON-HUBS	TOTAL SPENT WITH *ADJ. HUBS 33.0%	ASIAN PACIFIC	BLACK	**ADJUSTED HUB GOAL 33.0%	HISPANIC	NATIVE AMERICAN	WOMAN
T	\$97,344	\$83,245/85.6%	\$4,059/4.16%	\$108/.110%			\$1,840/1.99%		\$2,010/2.05%
N									
S									
-TC	\$2,245	\$373/16.6%	\$1,871/83.3%				\$1,680/74.8%		\$181/8.64%
C	\$95,099	\$83,611/87.7%	\$2,188/2.29%	\$108/.113%			\$260/.273%		\$1,818/1.81%

**527-TEXAS CANCER COUNCIL-Commodity Purchasing Unadjusted Goal is 12.6%**

FUND TYPE	TOTAL EXPENDITURES	TOTAL SPENT WITH NON-HUBS	TOTAL SPENT WITH *ADJ. HUBS 11.5%	TOTAL SPENT WITH *OTHER HUBS 1.1%	BLACK	**ADJUSTED HUB GOAL 11.5%	HISPANIC	WOMAN	*OTHER HUB GOAL 1.1% ASIAN PACIFIC NATIVE AMERICAN
T	\$25,824	\$21,264/82.3%	\$3,788/14.6%	\$781/3.02%	\$2,727/10.5%		\$181/.739%	\$870/3.36%	\$781/3.02%
N									
S									
-TC	\$2,808	\$2,808/100 %							
C	\$23,016	\$18,446/80.1%	\$3,788/16.4%	\$781/3.39%	\$2,727/11.6%		\$181/.829%	\$870/3.76%	\$781/3.39%

DB = DEBIT (NEGATIVE AMOUNT) \* = OTHER HUBS \*\* = ADJUSTED HUBS \*\*\* = DOLLARS REPORTED BUT NOT SHOWN IN THESE COLUMNS. SEE COVER LETTER PARA. 4  
T=TREASURY, N=NON-TREASURY, S=SUBCONTRACTOR FUNDS & PROCUREMENT CARD HUB PURCHASES, TC=TERM CONTRACT, C=CONSOLIDATED. SEE PAGE 4 OF HUB REPORT FOR FUND TYPE DESCRIPTION.

529-HEALTH & HUMAN SERVICES COMMISSION-Heavy Construction Unadjusted Goal is 11.9%

FUND TYPE	TOTAL EXPENDITURES	TOTAL SPENT WITH NON-HUBS AMOUNT/%	TOTAL SPENT WITH **ADJ. HUBS 8.6% AMOUNT/%	TOTAL SPENT WITH *OTHER HUBS 3.3% AMOUNT/%	ASIAN PACIFIC AMOUNT/%	**ADJUSTED HUB GOAL 8.6% BLACK AMOUNT/%	HISPANIC AMOUNT/%	NATIVE AMERICAN AMOUNT/%	*OTHER HUB GOAL 5.3% WOMAN AMOUNT/%
-----------	--------------------	------------------------------------	--	--	------------------------	---	-------------------	--------------------------	-------------------------------------

T  
N  
S  
-TC

C

529-HEALTH & HUMAN SERVICES COMMISSION-Building Construction Unadjusted Goal is 26.1%

FUND TYPE	TOTAL EXPENDITURES	TOTAL SPENT WITH NON-HUBS	TOTAL SPENT WITH **ADJ. HUBS 26.1%	TOTAL SPENT WITH *OTHER HUBS 1.0%	BLACK	HISPANIC	WOMAN	ASIAN PACIFIC	NATIVE AMERICAN
-----------	--------------------	---------------------------	------------------------------------	-----------------------------------	-------	----------	-------	---------------	-----------------

T  
N  
S  
-TC

C

529-HEALTH & HUMAN SERVICES COMMISSION-Special Trade Unadjusted Goal is 57.2%

FUND TYPE	TOTAL EXPENDITURES	TOTAL SPENT WITH NON-HUBS	TOTAL SPENT WITH **ADJ. HUBS 47.0%	TOTAL SPENT WITH *OTHER HUBS 10.2%	BLACK	HISPANIC	ASIAN PACIFIC	NATIVE AMERICAN	WOMAN
-----------	--------------------	---------------------------	------------------------------------	------------------------------------	-------	----------	---------------	-----------------	-------

T  
N  
S  
-TC

C

529-HEALTH & HUMAN SERVICES COMMISSION-Professional Services Unadjusted Goal is 20.0%

FUND TYPE	TOTAL EXPENDITURES	TOTAL SPENT WITH NON-HUBS	TOTAL SPENT WITH **ADJ. HUBS 18.1%	TOTAL SPENT WITH *OTHER HUBS 1.9%	BLACK	HISPANIC	WOMAN	ASIAN PACIFIC	NATIVE AMERICAN
-----------	--------------------	---------------------------	------------------------------------	-----------------------------------	-------	----------	-------	---------------	-----------------

T  
N  
S  
-TC

C

529-HEALTH & HUMAN SERVICES COMMISSION-Other Services Unadjusted Goal is 33.0%

FUND TYPE	TOTAL EXPENDITURES	TOTAL SPENT WITH NON-HUBS	TOTAL SPENT WITH **ADJ. HUBS 33.0%	ASIAN PACIFIC	BLACK	HISPANIC	NATIVE AMERICAN	WOMAN
-----------	--------------------	---------------------------	------------------------------------	---------------	-------	----------	-----------------	-------

T  
N  
S  
-TC

C

529-HEALTH & HUMAN SERVICES COMMISSION-Commodity Purchasing Unadjusted Goal is 12.6%

FUND TYPE	TOTAL EXPENDITURES	TOTAL SPENT WITH NON-HUBS	TOTAL SPENT WITH **ADJ. HUBS 11.6%	TOTAL SPENT WITH *OTHER HUBS 1.1%	BLACK	HISPANIC	WOMAN	ASIAN PACIFIC	NATIVE AMERICAN
-----------	--------------------	---------------------------	------------------------------------	-----------------------------------	-------	----------	-------	---------------	-----------------

T  
N  
S  
-TC

C

DB = DEBIT (NEGATIVE AMOUNT) \* = OTHER HUBS \*\* = ADJUSTED HUBS \*\*\* = DOLLARS REPORTED BUT NOT SHOWN IN THESE COLUMNS. SEE COVER LETTER PARA. 4  
T=TREASURY, N=NON-TREASURY, S=SUBCONTRACTOR FUNDS & PROCUREMENT CARD HUB PURCHASES, TC=TERM CONTRACT, C=CONSOLIDATED. SEE PAGE 4 OF HUB REPORT FOR FUND TYPE DESCRIPTION.

530-DEPT OF PROTECTIVE & REGULATORY SVCS-Heavy Construction Unadjusted Goal is 11.8%

FUND TYPE	TOTAL EXPENDITURES	TOTAL SPENT WITH NON-HUBS AMOUNT/%	TOTAL SPENT WITH **ADJ. HUBS 8.4%	TOTAL SPENT WITH *OTHER HUBS 8.3%	**ADJUSTED HUB GOAL 8.6%				*OTHER HUB GOAL 5.3%
					ASIAN PACIFIC AMOUNT/%	BLACK AMOUNT/%	HISPANIC AMOUNT/%	NATIVE AMERICAN AMOUNT/%	WOMAN AMOUNT/%

T  
N  
S  
-TC

C

530-DEPT OF PROTECTIVE & REGULATORY SVCS-Building Construction Unadjusted Goal is 26.1%

FUND TYPE	TOTAL EXPENDITURES	TOTAL SPENT WITH NON-HUBS	TOTAL SPENT WITH **ADJ. HUBS 25.1%	TOTAL SPENT WITH *OTHER HUBS 1.0%	**ADJUSTED HUB GOAL 26.1%			*OTHER HUB GOAL 1.0%	
					BLACK	HISPANIC	WOMAN	ASIAN PACIFIC	NATIVE AMERICAN

T  
N  
S  
-TC

C

530-DEPT OF PROTECTIVE & REGULATORY SVCS-Special Trade Unadjusted Goal is 57.2%

FUND TYPE	TOTAL EXPENDITURES	TOTAL SPENT WITH NON-HUBS	TOTAL SPENT WITH **ADJ. HUBS 47.0%	TOTAL SPENT WITH *OTHER HUBS 16.2%	**ADJUSTED HUB GOAL 47.0%		*OTHER HUB GOAL 10.2%		
					BLACK	HISPANIC	ASIAN PACIFIC	NATIVE AMERICAN	WOMAN

T  
N  
S  
-TC

C

530-DEPT OF PROTECTIVE & REGULATORY SVCS-Professional Services Unadjusted Goal is 20.0%

FUND TYPE	TOTAL EXPENDITURES	TOTAL SPENT WITH NON-HUBS	TOTAL SPENT WITH **ADJ. HUBS 16.1%	TOTAL SPENT WITH *OTHER HUBS 1.9%	**ADJUSTED HUB GOAL 16.1%			*OTHER HUB GOAL 1.9%	
					BLACK	HISPANIC	WOMAN	ASIAN PACIFIC	NATIVE AMERICAN

T  
N  
S  
-TC

C

530-DEPT OF PROTECTIVE & REGULATORY SVCS-Other Services Unadjusted Goal is 33.0%

FUND TYPE	TOTAL EXPENDITURES	TOTAL SPENT WITH NON-HUBS	TOTAL SPENT WITH **ADJ. HUBS 33.0%	**ADJUSTED HUB GOAL 33.0%				
				ASIAN PACIFIC	BLACK	HISPANIC	NATIVE AMERICAN	WOMAN

T  
N  
S  
-TC

C

530-DEPT OF PROTECTIVE & REGULATORY SVCS-Commodity Purchasing Unadjusted Goal is 12.6%

FUND TYPE	TOTAL EXPENDITURES	TOTAL SPENT WITH NON-HUBS	TOTAL SPENT WITH **ADJ. HUBS 11.5%	TOTAL SPENT WITH *OTHER HUBS 1.1%	**ADJUSTED HUB GOAL 11.5%			*OTHER HUB GOAL 1.1%	
					BLACK	HISPANIC	WOMAN	ASIAN PACIFIC	NATIVE AMERICAN

T  
N  
S  
-TC

C

DN = DEBIT (NEGATIVE AMOUNT) \* = OTHER HUBS \*\* = ADJUSTED HUBS \*\*\* = DOLLARS REPORTED BUT NOT SHOWN IN THESE COLUMNS. SEE COVER LETTER PARA. 4  
T-TREASURY, N=NON-TREASURY, S=SUBCONTRACTOR FUNDS & PROCUREMENT CARD HUB PURCHASES, TC-TERM CONTRACT, C-CONSOLIDATED. SEE PAGE 4 OF HUB REPORT FOR FUND TYPE DESCRIPTION.

532-COUNCIL ON EARLY CHILDHOOD INTERVENT-Heavy Construction Unadjusted Goal is 11.9%

FUND TYPE	TOTAL EXPENDITURES	TOTAL SPENT WITH NON-HUBS AMOUNT/%	TOTAL SPENT WITH **ADJ. HUBS 5.6% AMOUNT/%	TOTAL SPENT WITH *OTHER HUBS 5.3% AMOUNT/%	ASIAN PACIFIC AMOUNT/%	BLACK AMOUNT/%	HISPANIC AMOUNT/%	NATIVE AMERICAN AMOUNT/%	*OTHER HUB GOAL 5.3% WOMAN AMOUNT/%
-----------	--------------------	------------------------------------	--	--	------------------------	----------------	-------------------	--------------------------	-------------------------------------

T  
N  
S  
-TC

C

532-COUNCIL ON EARLY CHILDHOOD INTERVENT-Building Construction Unadjusted Goal is 26.1%

FUND TYPE	TOTAL EXPENDITURES	TOTAL SPENT WITH NON-HUBS	TOTAL SPENT WITH **ADJ. HUBS 25.1% AMOUNT/%	TOTAL SPENT WITH *OTHER HUBS 1.0% AMOUNT/%	BLACK	HISPANIC	WOMAN	ASIAN PACIFIC	NATIVE AMERICAN
-----------	--------------------	---------------------------	---	--	-------	----------	-------	---------------	-----------------

T  
N  
S  
-TC

C

532-COUNCIL ON EARLY CHILDHOOD INTERVENT-Special Trade Unadjusted Goal is 67.2%

FUND TYPE	TOTAL EXPENDITURES	TOTAL SPENT WITH NON-HUBS	TOTAL SPENT WITH **ADJ. HUBS 47.2% AMOUNT/%	TOTAL SPENT WITH *OTHER HUBS 10.2% AMOUNT/%	BLACK	HISPANIC	ASIAN PACIFIC	NATIVE AMERICAN	WOMAN
-----------	--------------------	---------------------------	---	---	-------	----------	---------------	-----------------	-------

T  
N  
S  
-TC

C

532-COUNCIL ON EARLY CHILDHOOD INTERVENT-Professional Services Unadjusted Goal is 20.0%

FUND TYPE	TOTAL EXPENDITURES	TOTAL SPENT WITH NON-HUBS	TOTAL SPENT WITH **ADJ. HUBS 18.1% AMOUNT/%	TOTAL SPENT WITH *OTHER HUBS 1.9% AMOUNT/%	BLACK	HISPANIC	WOMAN	ASIAN PACIFIC	NATIVE AMERICAN
-----------	--------------------	---------------------------	---	--	-------	----------	-------	---------------	-----------------

T  
N  
S  
-TC

C

532-COUNCIL ON EARLY CHILDHOOD INTERVENT-Other Services Unadjusted Goal is 33.0%

FUND TYPE	TOTAL EXPENDITURES	TOTAL SPENT WITH NON-HUBS	TOTAL SPENT WITH **ADJ. HUBS 33.2% AMOUNT/%	TOTAL SPENT WITH *OTHER HUBS 33.0% AMOUNT/%	ASIAN PACIFIC	BLACK	HISPANIC	NATIVE AMERICAN	WOMAN
-----------	--------------------	---------------------------	---	---	---------------	-------	----------	-----------------	-------

T  
N  
S  
-TC

C

532-COUNCIL ON EARLY CHILDHOOD INTERVENT-Commodity Purchasing Unadjusted Goal is 12.8%

FUND TYPE	TOTAL EXPENDITURES	TOTAL SPENT WITH NON-HUBS	TOTAL SPENT WITH **ADJ. HUBS 11.5% AMOUNT/%	TOTAL SPENT WITH *OTHER HUBS 1.1% AMOUNT/%	BLACK	HISPANIC	WOMAN	ASIAN PACIFIC	NATIVE AMERICAN
-----------	--------------------	---------------------------	---	--	-------	----------	-------	---------------	-----------------

T  
N  
S  
-TC

C

DB = DEBIT (NEGATIVE AMOUNT) \* = OTHER HUBS \*\* = ADJUSTED HUBS \*\*\* = DOLLARS REPORTED BUT NOT SHOWN IN THESE COLUMNS. SEE COVER LETTER PARA. 4  
T=TREASURY, N=NON-TREASURY, S=SUBCONTRACTOR FUNDS & PROCUREMENT CARD HUB PURCHASES, TC=TERM CONTRACT, C=CONSOLIDATED. SEE PAGE 4 OF HUB REPORT FOR FUND TYPE DESCRIPTION.

533-EXEC CNCL OF PHYSICAL & OCC THERAPY-Heavy Construction Unadjusted Goal is 11.9%

FUND TYPE	TOTAL EXPENDITURES	TOTAL SPENT WITH NON-HUBS AMOUNT/%	TOTAL SPENT WITH **ADJ. HUBS 8.6% AMOUNT/%	TOTAL SPENT WITH *OTHER HUBS 5.3% AMOUNT/%	ASIAN PACIFIC AMOUNT/%	**ADJUSTED HUB GOAL 8.6% BLACK AMOUNT/%	HISPANIC AMOUNT/%	NATIVE AMERICAN AMOUNT/%	*OTHER HUB GOAL 5.3% WOMAN AMOUNT/%
-----------	--------------------	------------------------------------	--	--	------------------------	--	-------------------	--------------------------	--

T  
N  
S  
-TC

-----

C

533-EXEC CNCL OF PHYSICAL & OCC THERAPY-Building Construction Unadjusted Goal is 26.1%

FUND TYPE	TOTAL EXPENDITURES	TOTAL SPENT WITH NON-HUBS	TOTAL SPENT WITH **ADJ. HUBS 26.1%	TOTAL SPENT WITH *OTHER HUBS 1.0%	BLACK	**ADJUSTED HUB GOAL 26.1% HISPANIC	WOMAN	*OTHER HUB GOAL 1.0% ASIAN PACIFIC	NATIVE AMERICAN
-----------	--------------------	---------------------------	------------------------------------	-----------------------------------	-------	---------------------------------------	-------	---------------------------------------	-----------------

T  
N  
S  
-TC

-----

C

533-EXEC CNCL OF PHYSICAL & OCC THERAPY-Special Trade Unadjusted Goal is 57.2%

FUND TYPE	TOTAL EXPENDITURES	TOTAL SPENT WITH NON-HUBS	TOTAL SPENT WITH **ADJ. HUBS 47.0%	TOTAL SPENT WITH *OTHER HUBS 10.2%	BLACK	**ADJUSTED HUB GOAL 47.0% HISPANIC	ASIAN PACIFIC	NATIVE AMERICAN	WOMAN
-----------	--------------------	---------------------------	------------------------------------	------------------------------------	-------	---------------------------------------	---------------	-----------------	-------

T  
N  
S  
-TC

-----

C

533-EXEC CNCL OF PHYSICAL & OCC THERAPY-Professional Services Unadjusted Goal is 20.0%

FUND TYPE	TOTAL EXPENDITURES	TOTAL SPENT WITH NON-HUBS	TOTAL SPENT WITH **ADJ. HUBS 18.1%	TOTAL SPENT WITH *OTHER HUBS 1.9%	BLACK	**ADJUSTED HUB GOAL 18.1% HISPANIC	WOMAN	*OTHER HUB GOAL 1.9% ASIAN PACIFIC	NATIVE AMERICAN
-----------	--------------------	---------------------------	------------------------------------	-----------------------------------	-------	---------------------------------------	-------	---------------------------------------	-----------------

T  
N  
S  
-TC

-----

C

533-EXEC CNCL OF PHYSICAL & OCC THERAPY-Other Services Unadjusted Goal is 33.0%

FUND TYPE	TOTAL EXPENDITURES	TOTAL SPENT WITH NON-HUBS	TOTAL SPENT WITH **ADJ. HUBS 33.0%	TOTAL SPENT WITH *OTHER HUBS 1.1%	ASIAN PACIFIC	**ADJUSTED HUB GOAL 33.0% BLACK	HISPANIC	NATIVE AMERICAN	WOMAN
-----------	--------------------	---------------------------	------------------------------------	-----------------------------------	---------------	------------------------------------	----------	-----------------	-------

T  
N  
S  
-TC

C	\$42,559	\$24,851/30.1%	\$57,708/69.8%			\$13,311/18.1%			\$44,398/53.7%
---	----------	----------------	----------------	--	--	----------------	--	--	----------------

533-EXEC CNCL OF PHYSICAL & OCC THERAPY-Commodity Purchasing Unadjusted Goal is 12.6%

FUND TYPE	TOTAL EXPENDITURES	TOTAL SPENT WITH NON-HUBS	TOTAL SPENT WITH **ADJ. HUBS 11.5%	TOTAL SPENT WITH *OTHER HUBS 1.1%	BLACK	**ADJUSTED HUB GOAL 11.5% HISPANIC	WOMAN	*OTHER HUB GOAL 1.1% ASIAN PACIFIC	NATIVE AMERICAN
-----------	--------------------	---------------------------	------------------------------------	-----------------------------------	-------	---------------------------------------	-------	---------------------------------------	-----------------

T  
N  
S  
-TC

C	\$45,314	\$37,303/82.3%	\$7,739/17.0%	\$271/.598%		\$369/.814%	\$7,370/16.2%		\$271/.598%
---	----------	----------------	---------------	-------------	--	-------------	---------------	--	-------------

DB = DEBIT (NEGATIVE AMOUNT) \* = OTHER HUBS \*\* = ADJUSTED HUBS \*\*\* = DOLLARS REPORTED BUT NOT SHOWN IN THESE COLUMNS. SEE COVER LETTER PARA. 4  
T-TREASURY, N=NON-TREASURY, S=SUBCONTRACTOR FUNDS & PROCUREMENT CARD HUB PURCHASES, TC=TERM CONTRACT, C=CONSOLIDATED. SEE PAGE 4 OF HUB REPORT FOR FUND TYPE DESCRIPTION.



551-DEPARTMENT OF AGRICULTURE-Heavy Construction Unadjusted Goal is 11.9%

FUND TYPE	TOTAL EXPENDITURES	TOTAL SPENT WITH NON-HUBS AMOUNT/%	TOTAL SPENT WITH **ADJ. HUBS 5.8%	TOTAL SPENT WITH *OTHER HUBS 5.3%	ASIAN PACIFIC AMOUNT/%	**ADJUSTED HUB GOAL 5.6%	BLACK AMOUNT/%	HISPANIC AMOUNT/%	NATIVE AMERICAN AMOUNT/%	*OTHER HUB GOAL 5.3%
-----------	--------------------	------------------------------------	-----------------------------------	-----------------------------------	------------------------	--------------------------	----------------	-------------------	--------------------------	----------------------

T \$85 \$85/100 %

N

S

-TC

C \$85 \$85/100 %

551-DEPARTMENT OF AGRICULTURE-Building Construction Unadjusted Goal is 26.1%

FUND TYPE	TOTAL EXPENDITURES	TOTAL SPENT WITH NON-HUBS	TOTAL SPENT WITH **ADJ. HUBS 26.1%	TOTAL SPENT WITH *OTHER HUBS 1.0%	BLACK	**ADJUSTED HUB GOAL 26.1%	HISPANIC	WOMAN	*OTHER HUB GOAL 1.0%
-----------	--------------------	---------------------------	------------------------------------	-----------------------------------	-------	---------------------------	----------	-------	----------------------

T

N

S

-TC

C

551-DEPARTMENT OF AGRICULTURE-Special Trade Unadjusted Goal is 57.2%

FUND TYPE	TOTAL EXPENDITURES	TOTAL SPENT WITH NON-HUBS	TOTAL SPENT WITH **ADJ. HUBS 47.0%	TOTAL SPENT WITH *OTHER HUBS 10.2%	BLACK	**ADJUSTED HUB GOAL 47.0%	HISPANIC	ASIAN PACIFIC	NATIVE AMERICAN	WOMAN
-----------	--------------------	---------------------------	------------------------------------	------------------------------------	-------	---------------------------	----------	---------------	-----------------	-------

T \$399 \$399/100 %

N

S

-TC

C \$399 \$399/100 %

551-DEPARTMENT OF AGRICULTURE-Professional Services Unadjusted Goal is 20.0%

FUND TYPE	TOTAL EXPENDITURES	TOTAL SPENT WITH NON-HUBS	TOTAL SPENT WITH **ADJ. HUBS 16.1%	TOTAL SPENT WITH *OTHER HUBS 1.9%	BLACK	**ADJUSTED HUB GOAL 16.1%	HISPANIC	WOMAN	*OTHER HUB GOAL 1.9%
-----------	--------------------	---------------------------	------------------------------------	-----------------------------------	-------	---------------------------	----------	-------	----------------------

T \$28,550 \$13,656/47.4%

N

S

-TC

C \$28,550 \$13,656/47.8%

551-DEPARTMENT OF AGRICULTURE-Other Services Unadjusted Goal is 33.0%

FUND TYPE	TOTAL EXPENDITURES	TOTAL SPENT WITH NON-HUBS	TOTAL SPENT WITH **ADJ. HUBS 33.0%	ASIAN PACIFIC	BLACK	**ADJUSTED HUB GOAL 33.0%	HISPANIC	NATIVE AMERICAN	WOMAN
-----------	--------------------	---------------------------	------------------------------------	---------------	-------	---------------------------	----------	-----------------	-------

T \$2,309,567 \$2,199,274/85.2%

N

S

-TC \$43,727 \$42,768/97.8%

C \$2,266,140 \$2,156,506/86.1%

551-DEPARTMENT OF AGRICULTURE-Commodity Purchasing Unadjusted Goal is 12.6%

FUND TYPE	TOTAL EXPENDITURES	TOTAL SPENT WITH NON-HUBS	TOTAL SPENT WITH **ADJ. HUBS 11.5%	TOTAL SPENT WITH *OTHER HUBS 1.1%	BLACK	**ADJUSTED HUB GOAL 11.5%	HISPANIC	WOMAN	*OTHER HUB GOAL 1.1%
-----------	--------------------	---------------------------	------------------------------------	-----------------------------------	-------	---------------------------	----------	-------	----------------------

T \$2,213,818 \$1,017,246/86.6%

N

S

-TC \$701,077 \$689,322/98.5%

C \$1,512,741 \$1,217,323/80.4%

DB = DEBIT (NEGATIVE AMOUNT) \* = OTHER HUBS \*\* = ADJUSTED HUBS \*\*\* = DOLLARS REPORTED BUT NOT SHOWN IN THESE COLUMNS. SEE COVER LETTER PARA. 4  
T=TREASURY, N=NON-TREASURY, S=SUBCONTRACTOR FUNDS & PROCUREMENT CARD HUB PURCHASES, TC=TERM CONTRACT, C=CONSOLIDATED. SEE PAGE 4 OF HUB REPORT FOR FUND TYPE DESCRIPTION.

554-TEXAS ANIMAL HEALTH COMMISSION-Heavy Construction Unadjusted Goal is 11.8%

FUND TYPE	TOTAL EXPENDITURES	TOTAL SPENT WITH NON-HUBS AMOUNT/%	TOTAL SPENT WITH **ADJ. HUBS 6.5% AMOUNT/%	TOTAL SPENT WITH *OTHER HUBS 5.3% AMOUNT/%	ASIAN PACIFIC AMOUNT/%	**ADJUSTED HUB GOAL 6.5% BLACK AMOUNT/%	HISPANIC AMOUNT/%	NATIVE AMERICAN AMOUNT/%	*OTHER HUB GOAL 5.3% WOMAN AMOUNT/%
-----------	--------------------	------------------------------------	--	--	------------------------	---	-------------------	--------------------------	-------------------------------------

T  
N  
S  
-TC

C

554-TEXAS ANIMAL HEALTH COMMISSION-Building Construction Unadjusted Goal is 26.1%

FUND TYPE	TOTAL EXPENDITURES	TOTAL SPENT WITH NON-HUBS	TOTAL SPENT WITH **ADJ. HUBS 25.1%	TOTAL SPENT WITH *OTHER HUBS 1.0%	BLACK	**ADJUSTED HUB GOAL 25.1% HISPANIC	WOMAN	*OTHER HUB GOAL 1.0% ASIAN PACIFIC	NATIVE AMERICAN
-----------	--------------------	---------------------------	------------------------------------	-----------------------------------	-------	------------------------------------	-------	------------------------------------	-----------------

T  
N  
S  
-TC

C

554-TEXAS ANIMAL HEALTH COMMISSION-Special Trade Unadjusted Goal is 57.2%

FUND TYPE	TOTAL EXPENDITURES	TOTAL SPENT WITH NON-HUBS	TOTAL SPENT WITH **ADJ. HUBS 47.0%	TOTAL SPENT WITH *OTHER HUBS 10.2%	BLACK	**ADJUSTED HUB GOAL 47.0% HISPANIC	ASIAN PACIFIC	NATIVE AMERICAN	WOMAN
-----------	--------------------	---------------------------	------------------------------------	------------------------------------	-------	------------------------------------	---------------	-----------------	-------

T  
N  
S  
-TC

C

554-TEXAS ANIMAL HEALTH COMMISSION-Professional Services Unadjusted Goal is 20.0%

FUND TYPE	TOTAL EXPENDITURES	TOTAL SPENT WITH NON-HUBS	TOTAL SPENT WITH **ADJ. HUBS 18.1%	TOTAL SPENT WITH *OTHER HUBS 1.9%	BLACK	**ADJUSTED HUB GOAL 18.1% HISPANIC	WOMAN	*OTHER HUB GOAL 1.9% ASIAN PACIFIC	NATIVE AMERICAN
-----------	--------------------	---------------------------	------------------------------------	-----------------------------------	-------	------------------------------------	-------	------------------------------------	-----------------

T  
N  
S  
-TC

C

554-TEXAS ANIMAL HEALTH COMMISSION-Other Services Unadjusted Goal is 33.0%

FUND TYPE	TOTAL EXPENDITURES	TOTAL SPENT WITH NON-HUBS	TOTAL SPENT WITH **ADJ. HUBS 33.0%	ASIAN PACIFIC	BLACK	**ADJUSTED HUB GOAL 33.0% HISPANIC	NATIVE AMERICAN	WOMAN
-----------	--------------------	---------------------------	------------------------------------	---------------	-------	------------------------------------	-----------------	-------

T  
N  
S  
-TC

C

554-TEXAS ANIMAL HEALTH COMMISSION-Commodity Purchasing Unadjusted Goal is 12.6%

FUND TYPE	TOTAL EXPENDITURES	TOTAL SPENT WITH NON-HUBS	TOTAL SPENT WITH **ADJ. HUBS 11.5%	TOTAL SPENT WITH *OTHER HUBS 1.1%	BLACK	**ADJUSTED HUB GOAL 11.5% HISPANIC	WOMAN	*OTHER HUB GOAL 1.1% ASIAN PACIFIC	NATIVE AMERICAN
-----------	--------------------	---------------------------	------------------------------------	-----------------------------------	-------	------------------------------------	-------	------------------------------------	-----------------

T  
N  
S  
-TC

C

DB = DEBIT (NEGATIVE AMOUNT) \* = OTHER HUBS \*\* = ADJUSTED HUBS \*\*\* = DOLLARS REPORTED BUT NOT SHOWN IN THESE COLUMNS. SEE COVER LETTER PARA. 4  
T-TREASURY, N=NON-TREASURY, S-SUBCONTRACTOR FUNDS & PROCUREMENT CARD HUB PURCHASES, TC-TERM CONTRACT, C=CONSOLIDATED. SEE PAGE 4 OF HUB REPORT FOR FUND TYPE DESCRIPTION.

555-TEXAS AGRICULTURAL EXTENSION SERVS-Heavy Construction Unadjusted Goal is 11.8%

FUND TYPE	TOTAL EXPENDITURES	TOTAL SPENT WITH NON-HUBS AMOUNT/%	TOTAL SPENT WITH **ADJ. HUBS 5.6% AMOUNT/%	TOTAL SPENT WITH *OTHER HUBS 5.3% AMOUNT/%	ASIAN PACIFIC AMOUNT/%	**ADJUSTED HUB GOAL 5.6% BLACK AMOUNT/%	HISPANIC AMOUNT/%	NATIVE AMERICAN AMOUNT/%	*OTHER HUB GOAL 5.3% WOMAN AMOUNT/%
-----------	--------------------	------------------------------------	--	--	------------------------	--	-------------------	--------------------------	--

T									
N									
S									
-TC									
C									

555-TEXAS AGRICULTURAL EXTENSION SERVS-Building Construction Unadjusted Goal is 26.1%

FUND TYPE	TOTAL EXPENDITURES	TOTAL SPENT WITH NON-HUBS	TOTAL SPENT WITH **ADJ. HUBS 25.1%	TOTAL SPENT WITH *OTHER HUBS 1.0%	BLACK	HISPANIC	WOMAN	*OTHER HUB GOAL 1.0% ASIAN PACIFIC	NATIVE AMERICAN
-----------	--------------------	---------------------------	------------------------------------	-----------------------------------	-------	----------	-------	---------------------------------------	-----------------

T									
N									
S									
-TC									
C									

555-TEXAS AGRICULTURAL EXTENSION SERVS-Special Trade Unadjusted Goal is 57.2%

FUND TYPE	TOTAL EXPENDITURES	TOTAL SPENT WITH NON-HUBS	TOTAL SPENT WITH **ADJ. HUBS 47.0%	TOTAL SPENT WITH *OTHER HUBS 10.2%	BLACK	HISPANIC	WOMAN	*OTHER HUB GOAL 10.2% ASIAN PACIFIC	NATIVE AMERICAN	WOMAN
-----------	--------------------	---------------------------	------------------------------------	------------------------------------	-------	----------	-------	--	-----------------	-------

T	\$29,800	\$29,758/99.8%		\$42/.141%						\$42/.141%
N	\$2,041	\$2,041/100%								
S										
-TC										
C	\$31,842	\$31,800/99.8%		\$42/.132%						\$42/.132%

555-TEXAS AGRICULTURAL EXTENSION SERVS-Professional Services Unadjusted Goal is 20.0%

FUND TYPE	TOTAL EXPENDITURES	TOTAL SPENT WITH NON-HUBS	TOTAL SPENT WITH **ADJ. HUBS 18.1%	TOTAL SPENT WITH *OTHER HUBS 1.9%	BLACK	HISPANIC	WOMAN	*OTHER HUB GOAL 1.9% ASIAN PACIFIC	NATIVE AMERICAN
-----------	--------------------	---------------------------	------------------------------------	-----------------------------------	-------	----------	-------	---------------------------------------	-----------------

T	\$440	\$440/100%							
N	\$440	\$440/100%							
S									
-TC									
C	\$440	\$440/100%							

555-TEXAS AGRICULTURAL EXTENSION SERVS-Diner Services Unadjusted Goal is 33.0%

FUND TYPE	TOTAL EXPENDITURES	TOTAL SPENT WITH NON-HUBS	TOTAL SPENT WITH **ADJ. HUBS 33.0%	TOTAL SPENT WITH *OTHER HUBS 3.8%	ASIAN PACIFIC	BLACK	HISPANIC	NATIVE AMERICAN	WOMAN
-----------	--------------------	---------------------------	------------------------------------	-----------------------------------	---------------	-------	----------	-----------------	-------

T	\$701,738	\$660,900/94.1%	\$40,836/5.81%	\$42,214/4.50%	\$258/.036%	\$594/.084%	\$14,175/2.02%		\$25,803/3.67%
N	\$936,761	\$894,566/95.4%	\$42,214/4.50%		\$130/.013%	\$5/.007%	\$6,373/.680%		\$35,646/3.80%
S									
-TC	\$17,932	\$17,932/100%							
C	\$1,620,584	\$1,537,533/94.8%	\$83,051/5.12%		\$388/.023%	\$600/.040%	\$20,548/1.26%		\$61,454/3.78%

555-TEXAS AGRICULTURAL EXTENSION SERVS-Commodity Purchasing Unadjusted Goal is 12.5%

FUND TYPE	TOTAL EXPENDITURES	TOTAL SPENT WITH NON-HUBS	TOTAL SPENT WITH **ADJ. HUBS 11.5%	TOTAL SPENT WITH *OTHER HUBS 1.1%	BLACK	HISPANIC	WOMAN	*OTHER HUB GOAL 1.1% ASIAN PACIFIC	NATIVE AMERICAN
-----------	--------------------	---------------------------	------------------------------------	-----------------------------------	-------	----------	-------	---------------------------------------	-----------------

T	\$2,112,724	\$1,782,133/84.3%	\$207,186/9.80%	\$123,404/5.84%	\$3,573/.168%	\$50,186/2.37%	\$153,428/7.26%	\$123,404/5.84%	
N	\$3,514,488	\$2,876,286/81.6%	\$243,300/6.76%	\$194,901/5.54%	\$11,234/.313%	\$98,417/2.74%	\$235,648/6.70%	\$194,901/5.54%	
S									
-TC	\$492,023	\$488,736/99.5%	\$2,287/.464%				\$2,287/.464%		
C	\$5,135,189	\$4,268,663/83.1%	\$548,199/10.6%	\$218,306/6.18%	\$14,807/.288%	\$148,604/2.85%	\$386,788/7.63%	\$218,306/6.18%	

DB = DEBIT (NEGATIVE AMOUNT) \* = OTHER HUBS \*\* = ADJUSTED HUBS \*\*\* = DOLLARS REPORTED BUT NOT SHOWN IN THESE COLUMNS. SEE COVER LETTER PARA. 4  
T=TREASURY, N=NON-TREASURY, S=SUBCONTRACTOR FUNDS & PROCUREMENT CARD HUB PURCHASES, TC-TERM CONTRACT, C=CONSOLIDATED. SEE PAGE 4 OF HUB REPORT FOR FUND TYPE DESCRIPTION.

556-TEXAS AGRICULTURAL EXPERIMENT STAT-Heavy Construction Unadjusted Goal is 11.3%

FUND TYPE	TOTAL EXPENDITURES	TOTAL SPENT WITH NON-HUBS AMOUNT/%	TOTAL SPENT WITH **ADJ. HUBS 8.6%	TOTAL SPENT WITH *OTHER HUBS 2.7%	**ADJUSTED HUB GOAL 8.6%				*OTHER HUB GOAL 5.3%
					ASIAN PACIFIC AMOUNT/%	BLACK AMOUNT/%	HISPANIC AMOUNT/%	NATIVE AMERICAN AMOUNT/%	WOMAN AMOUNT/%

T \$4,857 \$4,857/100 %

N S

-TC

C \$4,857 \$4,857/100 %

556-TEXAS AGRICULTURAL EXPERIMENT STAT-Building Construction Unadjusted Goal is 26.1%

FUND TYPE	TOTAL EXPENDITURES	TOTAL SPENT WITH NON-HUBS	TOTAL SPENT WITH **ADJ. HUBS 25.1%	TOTAL SPENT WITH *OTHER HUBS 1.0%	**ADJUSTED HUB GOAL 26.1%			*OTHER HUB GOAL 1.0%	
					BLACK	HISPANIC	WOMAN	ASIAN PACIFIC	NATIVE AMERICAN

T \$114,352 \$114,352/100 %

N S

-TC

C \$114,352 \$114,352/100 %

556-TEXAS AGRICULTURAL EXPERIMENT STAT-Special Trade Unadjusted Goal is 57.2%

FUND TYPE	TOTAL EXPENDITURES	TOTAL SPENT WITH NON-HUBS	TOTAL SPENT WITH **ADJ. HUBS 47.0%	TOTAL SPENT WITH *OTHER HUBS 10.2%	**ADJUSTED HUB GOAL 47.0%		*OTHER HUB GOAL 10.2%		
					BLACK	HISPANIC	ASIAN PACIFIC	NATIVE AMERICAN	WOMAN

T \$25,815 \$22,680/87.8%

N \$889,854 \$844,315/94.8%

S

-TC

C \$915,470 \$866,995/94.7%

556-TEXAS AGRICULTURAL EXPERIMENT STAT-Professional Services Unadjusted Goal is 20.0%

FUND TYPE	TOTAL EXPENDITURES	TOTAL SPENT WITH NON-HUBS	TOTAL SPENT WITH **ADJ. HUBS 14.1%	TOTAL SPENT WITH *OTHER HUBS 5.9%	**ADJUSTED HUB GOAL 14.1%			*OTHER HUB GOAL 5.9%	
					BLACK	HISPANIC	WOMAN	ASIAN PACIFIC	NATIVE AMERICAN

T \$13,284 \$13,284/100 %

N S

-TC

C \$13,284 \$13,284/100 %

556-TEXAS AGRICULTURAL EXPERIMENT STAT-Other Services Unadjusted Goal is 33.0%

FUND TYPE	TOTAL EXPENDITURES	TOTAL SPENT WITH NON-HUBS	TOTAL SPENT WITH **ADJ. HUBS 23.0%	TOTAL SPENT WITH *OTHER HUBS 10.0%	**ADJUSTED HUB GOAL 33.0%				
					ASIAN PACIFIC	BLACK	HISPANIC	NATIVE AMERICAN	WOMAN

T \$842,774 \$759,084/90.0%

N \$4,206,788 \$4,136,118/98.3%

S

-TC \$42,814 \$42,818/100 %

C \$6,006,341 \$4,892,584/81.4%

556-TEXAS AGRICULTURAL EXPERIMENT STAT-Commodity Purchasing Unadjusted Goal is 12.6%

FUND TYPE	TOTAL EXPENDITURES	TOTAL SPENT WITH NON-HUBS	TOTAL SPENT WITH **ADJ. HUBS 11.5%	TOTAL SPENT WITH *OTHER HUBS 1.1%	**ADJUSTED HUB GOAL 11.5%			*OTHER HUB GOAL 1.1%	
					BLACK	HISPANIC	WOMAN	ASIAN PACIFIC	NATIVE AMERICAN

T \$3,902,903 \$3,655,820/93.6%

N \$10,902,564 \$10,656,776/97.7%

S

-TC \$215,485 \$208,825/96.9%

C \$14,589,941 \$14,103,678/96.6%

\$5,887/2.76% \$562/.280% \$1,047/.488% \$4,950/2.29% \$562/.280%

\$13,506/.012% \$103,687/.710% \$281,782/1.93% \$87,328/.698%

DB = DEBIT (NEGATIVE AMOUNT) \* = OTHER HUBS \*\* = ADJUSTED HUBS \*\*\* = DOLLARS REPORTED BUT NOT SHOWN IN THESE COLUMNS. SEE COVER LETTER PARA. 4

T-TREASURY, N=NON-TREASURY, S-SUBCONTRACTOR FUNDS & PROCUREMENT CARD HUB PURCHASES, TC=TERM CONTRACT, C=CONSOLIDATED. SEE PAGE 4 OF HUB REPORT FOR FUND TYPE DESCRIPTION.

557-TX VETERINARY MED DIAGNOSTIC LAB-Heavy Construction Unadjusted Goal is 11.9%

FUND TYPE	TOTAL EXPENDITURES	TOTAL SPENT WITH NON-HUBS AMOUNT/%	TOTAL SPENT WITH **ADJ. HUBS 6.6% AMOUNT/%	TOTAL SPENT WITH *OTHER HUBS 5.3% AMOUNT/%	ASIAN PACIFIC AMOUNT/%	BLACK AMOUNT/%	HISPANIC AMOUNT/%	NATIVE AMERICAN AMOUNT/%	*OTHER HUB GOAL 5.3% WOMAN AMOUNT/%
-----------	--------------------	------------------------------------	--	--	------------------------	----------------	-------------------	--------------------------	-------------------------------------

T  
N  
S  
-TC

C

557-TX VETERINARY MED DIAGNOSTIC LAB-Building Construction Unadjusted Goal is 26.1%

FUND TYPE	TOTAL EXPENDITURES	TOTAL SPENT WITH NON-HUBS	TOTAL SPENT WITH **ADJ. HUBS 26.1%	TOTAL SPENT WITH *OTHER HUBS 1.0%	BLACK	HISPANIC	WOMAN	ASIAN PACIFIC	NATIVE AMERICAN
-----------	--------------------	---------------------------	------------------------------------	-----------------------------------	-------	----------	-------	---------------	-----------------

T  
N  
S  
-TC

C

557-TX VETERINARY MED DIAGNOSTIC LAB-Special Trade Unadjusted Goal is 57.2%

FUND TYPE	TOTAL EXPENDITURES	TOTAL SPENT WITH NON-HUBS	TOTAL SPENT WITH **ADJ. HUBS 57.0%	TOTAL SPENT WITH *OTHER HUBS 10.2%	BLACK	HISPANIC	ASIAN PACIFIC	NATIVE AMERICAN	WOMAN
-----------	--------------------	---------------------------	------------------------------------	------------------------------------	-------	----------	---------------	-----------------	-------

T  
N  
S  
-TC

C

557-TX VETERINARY MED DIAGNOSTIC LAB-Professional Services Unadjusted Goal is 20.0%

FUND TYPE	TOTAL EXPENDITURES	TOTAL SPENT WITH NON-HUBS	TOTAL SPENT WITH **ADJ. HUBS 18.1%	TOTAL SPENT WITH *OTHER HUBS 1.8%	BLACK	HISPANIC	WOMAN	ASIAN PACIFIC	NATIVE AMERICAN
-----------	--------------------	---------------------------	------------------------------------	-----------------------------------	-------	----------	-------	---------------	-----------------

T  
N  
S  
-TC

C

557-TX VETERINARY MED DIAGNOSTIC LAB-Other Services Unadjusted Goal is 33.0%

FUND TYPE	TOTAL EXPENDITURES	TOTAL SPENT WITH NON-HUBS	TOTAL SPENT WITH **ADJ. HUBS 33.0%	ASIAN PACIFIC	BLACK	HISPANIC	NATIVE AMERICAN	WOMAN
-----------	--------------------	---------------------------	------------------------------------	---------------	-------	----------	-----------------	-------

T  
N  
S  
-TC

C

557-TX VETERINARY MED DIAGNOSTIC LAB-Commodity Purchasing Unadjusted Goal is 12.6%

FUND TYPE	TOTAL EXPENDITURES	TOTAL SPENT WITH NON-HUBS	TOTAL SPENT WITH **ADJ. HUBS 11.5%	TOTAL SPENT WITH *OTHER HUBS 1.1%	BLACK	HISPANIC	WOMAN	ASIAN PACIFIC	NATIVE AMERICAN
-----------	--------------------	---------------------------	------------------------------------	-----------------------------------	-------	----------	-------	---------------	-----------------

T  
N  
S  
-TC

C

DB = DEBIT (NEGATIVE AMOUNT) \* = OTHER HUBS \*\* = ADJUSTED HUBS \*\*\* = DOLLARS REPORTED BUT NOT SHOWN IN THESE COLUMNS. SEE COVER LETTER PARA. 4  
T-TREASURY, N-NON-TREASURY, S-SUBCONTRACTOR FUNDS & PROCUREMENT CARD HUB PURCHASES, TC-TERM CONTRACT, C-CONSOLIDATED. SEE PAGE 4 OF HUB REPORT FOR FUND TYPE DESCRIPTION.

576-TEXAS FOREST SERVICE-Heavy Construction Unadjusted Goal is 11.9%

FUND TYPE	TOTAL EXPENDITURES	TOTAL SPENT WITH NON-HUBS AMOUNT/%	TOTAL SPENT WITH **ADJ. HUBS 8.4%	TOTAL SPENT WITH *OTHER HUBS 5.3%	ASIAN PACIFIC AMOUNT/%	**ADJUSTED HUB GOAL 6.6%	BLACK AMOUNT/%	HISPANIC AMOUNT/%	NATIVE AMERICAN AMOUNT/%	*OTHER HUB GOAL 5.3% WOMAN AMOUNT/%
-----------	--------------------	------------------------------------	-----------------------------------	-----------------------------------	------------------------	--------------------------	----------------	-------------------	--------------------------	-------------------------------------

T  
N  
S  
-TC

C

576-TEXAS FOREST SERVICE-Building Construction Unadjusted Goal is 26.1%

FUND TYPE	TOTAL EXPENDITURES	TOTAL SPENT WITH NON-HUBS	TOTAL SPENT WITH **ADJ. HUBS 23.1%	TOTAL SPENT WITH *OTHER HUBS 1.2%	BLACK	**ADJUSTED HUB GOAL 26.1%	HISPANIC	WOMAN	*OTHER HUB GOAL 1.0%	ASIAN PACIFIC	NATIVE AMERICAN
-----------	--------------------	---------------------------	------------------------------------	-----------------------------------	-------	---------------------------	----------	-------	----------------------	---------------	-----------------

T  
N  
S  
-TC

C

576-TEXAS FOREST SERVICE-Special Trade Unadjusted Goal is 57.2%

FUND TYPE	TOTAL EXPENDITURES	TOTAL SPENT WITH NON-HUBS	TOTAL SPENT WITH **ADJ. HUBS 57.9%	TOTAL SPENT WITH *OTHER HUBS 10.2%	BLACK	**ADJUSTED HUB GOAL 47.0%	HISPANIC	ASIAN PACIFIC	*OTHER HUB GOAL 10.2%	NATIVE AMERICAN	WOMAN
-----------	--------------------	---------------------------	------------------------------------	------------------------------------	-------	---------------------------	----------	---------------	-----------------------	-----------------	-------

T  
N  
S  
-TC

C

576-TEXAS FOREST SERVICE-Professional Services Unadjusted Goal is 20.0%

FUND TYPE	TOTAL EXPENDITURES	TOTAL SPENT WITH NON-HUBS	TOTAL SPENT WITH **ADJ. HUBS 18.1%	TOTAL SPENT WITH *OTHER HUBS 1.9%	BLACK	**ADJUSTED HUB GOAL 18.1%	HISPANIC	WOMAN	*OTHER HUB GOAL 1.8%	ASIAN PACIFIC	NATIVE AMERICAN
-----------	--------------------	---------------------------	------------------------------------	-----------------------------------	-------	---------------------------	----------	-------	----------------------	---------------	-----------------

T  
N  
S  
-TC

C

576-TEXAS FOREST SERVICE-Other Services Unadjusted Goal is 33.0%

FUND TYPE	TOTAL EXPENDITURES	TOTAL SPENT WITH NON-HUBS	TOTAL SPENT WITH **ADJ. HUBS 33.0%	TOTAL SPENT WITH *OTHER HUBS 1.1%	ASIAN PACIFIC	**ADJUSTED HUB GOAL 33.0%	BLACK	HISPANIC	NATIVE AMERICAN	WOMAN
-----------	--------------------	---------------------------	------------------------------------	-----------------------------------	---------------	---------------------------	-------	----------	-----------------	-------

T  
N  
S  
-TC

C

576-TEXAS FOREST SERVICE-Commodity Purchasing Unadjusted Goal is 12.8%

FUND TYPE	TOTAL EXPENDITURES	TOTAL SPENT WITH NON-HUBS	TOTAL SPENT WITH **ADJ. HUBS 11.3%	TOTAL SPENT WITH *OTHER HUBS 1.1%	BLACK	**ADJUSTED HUB GOAL 11.5%	HISPANIC	WOMAN	*OTHER HUB GOAL 1.1%	ASIAN PACIFIC	NATIVE AMERICAN
-----------	--------------------	---------------------------	------------------------------------	-----------------------------------	-------	---------------------------	----------	-------	----------------------	---------------	-----------------

T  
N  
S  
-TC

C

DB = DEBIT (NEGATIVE AMOUNT) \* = OTHER HUBS \*\* = ADJUSTED HUBS \*\*\* = DOLLARS REPORTED BUT NOT SHOWN IN THESE COLUMNS. SEE COVER LETTER PARA. 4  
T=TREASURY, N=NON-TREASURY, S=SUBCONTRACTOR FUNDS & PROCUREMENT CARD HUB PURCHASES, TC=TERM CONTRACT, C=CONSOLIDATED. SEE PAGE 4 OF HUB REPORT FOR FUND TYPE DESCRIPTION.

577-TX WILDLIFE DAMAGE MGMT SERVICE-Heavy Construction Unadjusted Goal is 11.8%

FUND TYPE	TOTAL EXPENDITURES	TOTAL SPENT WITH NON-HUBS AMOUNT/%	TOTAL SPENT WITH **ADJ. HUBS 6.6% AMOUNT/%	TOTAL SPENT WITH *OTHER HUBS 5.3% AMOUNT/%	ASIAN PACIFIC AMOUNT/%	BLACK AMOUNT/%	HISPANIC AMOUNT/%	NATIVE AMERICAN AMOUNT/%	*OTHER HUB GOAL 5.3% WOMAN AMOUNT/%
-----------	--------------------	------------------------------------	--	--	------------------------	----------------	-------------------	--------------------------	-------------------------------------

T  
N  
S  
-TC

C

577-TX WILDLIFE DAMAGE MGMT SERVICE-Building Construction Unadjusted Goal is 26.1%

FUND TYPE	TOTAL EXPENDITURES	TOTAL SPENT WITH NON-HUBS	TOTAL SPENT WITH **ADJ. HUBS 26.1%	TOTAL SPENT WITH *OTHER HUBS 1.0%	BLACK	HISPANIC	WOMAN	ASIAN PACIFIC	NATIVE AMERICAN
-----------	--------------------	---------------------------	------------------------------------	-----------------------------------	-------	----------	-------	---------------	-----------------

T  
N  
S  
-TC

C

577-TX WILDLIFE DAMAGE MGMT SERVICE-Special Trade Unadjusted Goal is 67.2%

FUND TYPE	TOTAL EXPENDITURES	TOTAL SPENT WITH NON-HUBS	TOTAL SPENT WITH **ADJ. HUBS 67.0%	TOTAL SPENT WITH *OTHER HUBS 10.2%	BLACK	HISPANIC	ASIAN PACIFIC	NATIVE AMERICAN	WOMAN
-----------	--------------------	---------------------------	------------------------------------	------------------------------------	-------	----------	---------------	-----------------	-------

T  
N  
S  
-TC

C

577-TX WILDLIFE DAMAGE MGMT SERVICE-Professional Services Unadjusted Goal is 20.0%

FUND TYPE	TOTAL EXPENDITURES	TOTAL SPENT WITH NON-HUBS	TOTAL SPENT WITH **ADJ. HUBS 18.1%	TOTAL SPENT WITH *OTHER HUBS 1.9%	BLACK	HISPANIC	WOMAN	ASIAN PACIFIC	NATIVE AMERICAN
-----------	--------------------	---------------------------	------------------------------------	-----------------------------------	-------	----------	-------	---------------	-----------------

T  
N  
S  
-TC

C

577-TX WILDLIFE DAMAGE MGMT SERVICE-Other Services Unadjusted Goal is 33.0%

FUND TYPE	TOTAL EXPENDITURES	TOTAL SPENT WITH NON-HUBS	TOTAL SPENT WITH **ADJ. HUBS 33.0%	ASIAN PACIFIC	BLACK	HISPANIC	NATIVE AMERICAN	WOMAN
-----------	--------------------	---------------------------	------------------------------------	---------------	-------	----------	-----------------	-------

T  
N  
S  
-TC

C

577-TX WILDLIFE DAMAGE MGMT SERVICE-Commodity Purchasing Unadjusted Goal is 12.6%

FUND TYPE	TOTAL EXPENDITURES	TOTAL SPENT WITH NON-HUBS	TOTAL SPENT WITH **ADJ. HUBS 11.5%	TOTAL SPENT WITH *OTHER HUBS 1.1%	BLACK	HISPANIC	WOMAN	ASIAN PACIFIC	NATIVE AMERICAN
-----------	--------------------	---------------------------	------------------------------------	-----------------------------------	-------	----------	-------	---------------	-----------------

T  
N  
S  
-TC

C

DB = DEBIT (NEGATIVE AMOUNT) \* = OTHER HUBS \*\* = ADJUSTED HUBS \*\*\* = DOLLARS REPORTED BUT NOT SHOWN IN THESE COLUMNS. SEE COVER LETTER PARA. 4  
T=TREASURY, N=NON-TREASURY, S=SUBCONTRACTOR FUNDS & PROCUREMENT CARD HUB PURCHASES, TC=TERM CONTRACT, C=CONSOLIDATED. SEE PAGE 4 OF HUB REPORT FOR FUND TYPE DESCRIPTION.

578-BOARD OF VETERINARY MED EXAMINERS-Heavy Construction Unadjusted Goal is 11.8%

FUND TYPE	TOTAL EXPENDITURES	TOTAL SPENT WITH NON-HUBS AMOUNT/%	TOTAL SPENT WITH **ADJ. HUBS 8.8% AMOUNT/%	TOTAL SPENT WITH *OTHER HUBS 3.3% AMOUNT/%	ASIAN PACIFIC AMOUNT/%	BLACK AMOUNT/%	HISPANIC AMOUNT/%	NATIVE AMERICAN AMOUNT/%	*OTHER HUB GOAL 3.3% WOMAN AMOUNT/%
-----------	--------------------	------------------------------------	--	--	------------------------	----------------	-------------------	--------------------------	-------------------------------------

T  
N  
S  
-TC

C

578-BOARD OF VETERINARY MED EXAMINERS-Building Construction Unadjusted Goal is 28.1%

FUND TYPE	TOTAL EXPENDITURES	TOTAL SPENT WITH NON-HUBS	TOTAL SPENT WITH **ADJ. HUBS 25.1%	TOTAL SPENT WITH *OTHER HUBS 3.0%	BLACK	HISPANIC	WOMAN	ASIAN PACIFIC	NATIVE AMERICAN
-----------	--------------------	---------------------------	------------------------------------	-----------------------------------	-------	----------	-------	---------------	-----------------

T  
N  
S  
-TC

C

578-BOARD OF VETERINARY MED EXAMINERS-Special Trade Unadjusted Goal is 57.2%

FUND TYPE	TOTAL EXPENDITURES	TOTAL SPENT WITH NON-HUBS	TOTAL SPENT WITH **ADJ. HUBS 47.0%	TOTAL SPENT WITH *OTHER HUBS 10.2%	BLACK	HISPANIC	ASIAN PACIFIC	NATIVE AMERICAN	WOMAN
-----------	--------------------	---------------------------	------------------------------------	------------------------------------	-------	----------	---------------	-----------------	-------

T  
N  
S  
-TC

C

578-BOARD OF VETERINARY MED EXAMINERS-Professional Services Unadjusted Goal is 20.0%

FUND TYPE	TOTAL EXPENDITURES	TOTAL SPENT WITH NON-HUBS	TOTAL SPENT WITH **ADJ. HUBS 18.1%	TOTAL SPENT WITH *OTHER HUBS 1.9%	BLACK	HISPANIC	WOMAN	ASIAN PACIFIC	NATIVE AMERICAN
-----------	--------------------	---------------------------	------------------------------------	-----------------------------------	-------	----------	-------	---------------	-----------------

T  
N  
S  
-TC

C

578-BOARD OF VETERINARY MED EXAMINERS-Other Services Unadjusted Goal is 33.0%

FUND TYPE	TOTAL EXPENDITURES	TOTAL SPENT WITH NON-HUBS	TOTAL SPENT WITH **ADJ. HUBS 33.0%	ASIAN PACIFIC	BLACK	HISPANIC	NATIVE AMERICAN	WOMAN
-----------	--------------------	---------------------------	------------------------------------	---------------	-------	----------	-----------------	-------

T  
N  
S  
-TC

C

578-BOARD OF VETERINARY MED EXAMINERS-Commodity Purchasing Unadjusted Goal is 12.6%

FUND TYPE	TOTAL EXPENDITURES	TOTAL SPENT WITH NON-HUBS	TOTAL SPENT WITH **ADJ. HUBS 11.5%	TOTAL SPENT WITH *OTHER HUBS 1.1%	BLACK	HISPANIC	WOMAN	ASIAN PACIFIC	NATIVE AMERICAN
-----------	--------------------	---------------------------	------------------------------------	-----------------------------------	-------	----------	-------	---------------	-----------------

T  
N  
S  
-TC

C

DB = DEBIT (NEGATIVE AMOUNT) \* = OTHER HUBS \*\* = ADJUSTED HUBS \*\*\* = DOLLARS REPORTED BUT NOT SHOWN IN THESE COLUMNS. SEE COVER LETTER PARA. 4  
T-TREASURY, N=NON-TREASURY, S=SUBCONTRACTOR FUNDS & PROCUREMENT CARD HUB PURCHASES, TC=TERM CONTRACT, C=CONSOLIDATED. SEE PAGE 4 OF HUB REPORT FOR FUND TYPE DESCRIPTION.



579-RIO GRANDE COMPACT COMMISSION-Heavy Construction Unadjusted Goal is 11.9%

FUND TYPE	TOTAL EXPENDITURES	TOTAL SPENT WITH NON-HUBS AMOUNT/%	TOTAL SPENT WITH **ADJ. HUBS 6.6% AMOUNT/%	TOTAL SPENT WITH *OTHER HUBS 5.3% AMOUNT/%	ASIAN PACIFIC AMOUNT/%	BLACK AMOUNT/%	HISPANIC AMOUNT/%	NATIVE AMERICAN AMOUNT/%	*OTHER HUB GOAL 5.3% WOMAN AMOUNT/%
-----------	--------------------	------------------------------------	--	--	------------------------	----------------	-------------------	--------------------------	-------------------------------------

T									
N									
S									
-TC									
C									

579-RIO GRANDE COMPACT COMMISSION-Building Construction Unadjusted Goal is 26.1%

FUND TYPE	TOTAL EXPENDITURES	TOTAL SPENT WITH NON-HUBS	TOTAL SPENT WITH **ADJ. HUBS 25.1%	TOTAL SPENT WITH *OTHER HUBS 1.0%	BLACK	HISPANIC	WOMAN	ASIAN PACIFIC	NATIVE AMERICAN
-----------	--------------------	---------------------------	------------------------------------	-----------------------------------	-------	----------	-------	---------------	-----------------

T									
N									
S									
-TC									
C									

579-RIO GRANDE COMPACT COMMISSION-Special Trade Unadjusted Goal is 57.2%

FUND TYPE	TOTAL EXPENDITURES	TOTAL SPENT WITH NON-HUBS	TOTAL SPENT WITH **ADJ. HUBS 47.0%	TOTAL SPENT WITH *OTHER HUBS 10.2%	BLACK	HISPANIC	ASIAN PACIFIC	NATIVE AMERICAN	WOMAN
-----------	--------------------	---------------------------	------------------------------------	------------------------------------	-------	----------	---------------	-----------------	-------

T									
N									
S									
-TC									
C									

579-RIO GRANDE COMPACT COMMISSION-Professional Services Unadjusted Goal is 20.0%

FUND TYPE	TOTAL EXPENDITURES	TOTAL SPENT WITH NON-HUBS	TOTAL SPENT WITH **ADJ. HUBS 18.1%	TOTAL SPENT WITH *OTHER HUBS 1.9%	BLACK	HISPANIC	WOMAN	ASIAN PACIFIC	NATIVE AMERICAN
-----------	--------------------	---------------------------	------------------------------------	-----------------------------------	-------	----------	-------	---------------	-----------------

T									
N									
S									
-TC									
C									

579-RIO GRANDE COMPACT COMMISSION-Other Services Unadjusted Goal is 33.0%

FUND TYPE	TOTAL EXPENDITURES	TOTAL SPENT WITH NON-HUBS	TOTAL SPENT WITH **ADJ. HUBS 33.0%	ASIAN PACIFIC	BLACK	HISPANIC	NATIVE AMERICAN	WOMAN
-----------	--------------------	---------------------------	------------------------------------	---------------	-------	----------	-----------------	-------

T	\$2,828	\$2,571/90.9%	\$254/9.01%					\$254/9.01%
N								
S								
-TC								
C	\$2,828	\$2,571/90.9%	\$254/9.01%					\$254/9.01%

579-RIO GRANDE COMPACT COMMISSION-Commodity Purchasing Unadjusted Goal is 12.6%

FUND TYPE	TOTAL EXPENDITURES	TOTAL SPENT WITH NON-HUBS	TOTAL SPENT WITH **ADJ. HUBS 11.6%	TOTAL SPENT WITH *OTHER HUBS 1.1%	BLACK	HISPANIC	WOMAN	ASIAN PACIFIC	NATIVE AMERICAN
-----------	--------------------	---------------------------	------------------------------------	-----------------------------------	-------	----------	-------	---------------	-----------------

T	\$2,624	\$2,624/100%							
N									
S									
-TC	\$1,081	\$1,081/100%							
C	\$1,533	\$1,533/100%							

DB = DEBIT (NEGATIVE AMOUNT) \* = OTHER HUBS \*\* = ADJUSTED HUBS \*\*\* = DOLLARS REPORTED BUT NOT SHOWN IN THESE COLUMNS. SEE COVER LETTER PARA. 4  
T-TREASURY, N-NON-TREASURY, S-SUBCONTRACTOR FUNDS & PROCUREMENT CARD HUB PURCHASES, TC-TERM CONTRACT, C-CONSOLIDATED. SEE PAGE 4 OF HUB REPORT FOR FUND TYPE DESCRIPTION.

580-TEXAS WATER DEVELOPMENT BOARD-Heavy Construction Unadjusted Goal is 11.3%

FUND TYPE	TOTAL EXPENDITURES	TOTAL SPENT WITH NON-HUBS AMOUNT/%	TOTAL SPENT WITH **ADJ. HUBS 6.3% AMOUNT/%	TOTAL SPENT WITH *OTHER HUBS 5.3% AMOUNT/%	ASIAN PACIFIC AMOUNT/%	**ADJUSTED HUB GOAL 6.6% BLACK AMOUNT/%	HISPANIC AMOUNT/%	NATIVE AMERICAN AMOUNT/%	*OTHER HUB GOAL 5.3% WOMAN AMOUNT/%
T									
N									
S									
-TC									
C									

580-TEXAS WATER DEVELOPMENT BOARD-Building Construction Unadjusted Goal is 26.1%

FUND TYPE	TOTAL EXPENDITURES	TOTAL SPENT WITH NON-HUBS	TOTAL SPENT WITH **ADJ. HUBS 26.1%	TOTAL SPENT WITH *OTHER HUBS 1.0%	BLACK	HISPANIC	WOMAN	*OTHER HUB GOAL 1.0% ASIAN PACIFIC	NATIVE AMERICAN
T									
N									
S									
-TC									
C									

580-TEXAS WATER DEVELOPMENT BOARD-Special Trade Unadjusted Goal is 57.2%

FUND TYPE	TOTAL EXPENDITURES	TOTAL SPENT WITH NON-HUBS	TOTAL SPENT WITH **ADJ. HUBS 47.0%	TOTAL SPENT WITH *OTHER HUBS 10.2%	BLACK	HISPANIC	ASIAN PACIFIC	NATIVE AMERICAN	WOMAN
T	\$275			\$275/100 %					\$275/100 %
N									
S									
-TC									
C	\$275			\$275/100 %					\$275/100 %

580-TEXAS WATER DEVELOPMENT BOARD-Professional Services Unadjusted Goal is 20.0%

FUND TYPE	TOTAL EXPENDITURES	TOTAL SPENT WITH NON-HUBS	TOTAL SPENT WITH **ADJ. HUBS 18.1%	TOTAL SPENT WITH *OTHER HUBS 1.9%	BLACK	HISPANIC	WOMAN	*OTHER HUB GOAL 1.9% ASIAN PACIFIC	NATIVE AMERICAN
T	\$558,371	\$557,210/98.7%	\$1,160/.207%				\$1,160/.207%		
N									
S									
-TC									
C	\$558,371	\$557,210/98.7%	\$1,160/.207%				\$1,160/.207%		

580-TEXAS WATER DEVELOPMENT BOARD-Other Services Unadjusted Goal is 33.0%

FUND TYPE	TOTAL EXPENDITURES	TOTAL SPENT WITH NON-HUBS	TOTAL SPENT WITH **ADJ. HUBS 13.0%	ASIAN PACIFIC	BLACK	HISPANIC	NATIVE AMERICAN	WOMAN
T	\$213,828	\$147,265/68.8%	\$66,543/31.1%	\$790/.369%	\$21,820/10.2%	\$13,656/6.38%	\$2,170/1.01%	\$28,106/13.1%
N								
S								
-TC	\$33,498	\$33,208/98.1%	\$293/.876%					\$293/.876%
C	\$180,328	\$114,078/63.2%	\$66,249/36.7%	\$790/.438%	\$21,820/12.1%	\$13,656/7.57%	\$2,170/1.20%	\$27,812/15.4%

580-TEXAS WATER DEVELOPMENT BOARD-Commodity Purchasing Unadjusted Goal is 12.6%

FUND TYPE	TOTAL EXPENDITURES	TOTAL SPENT WITH NON-HUBS	TOTAL SPENT WITH **ADJ. HUBS 13.5%	TOTAL SPENT WITH *OTHER HUBS 1.1%	BLACK	HISPANIC	WOMAN	*OTHER HUB GOAL 1.1% ASIAN PACIFIC	NATIVE AMERICAN
T	\$880,187	\$495,278/55.8%	\$384,804/43.8%	\$306,305/34.4%	\$18,885/1.87%	\$8,081/.920%	\$5,877/7.40%	\$308,305/34.4%	
N									
S									
-TC	\$216,367	\$208,344/95.7%	\$1,472/.680%	\$8,560/2.56%		\$809/.374%	\$662/.305%	\$6,550/2.55%	
C	\$673,820	\$285,932/42.4%	\$387,132/12.9%	\$300,754/44.6%	\$18,885/2.47%	\$8,251/7.78%	\$65,214/8.67%	\$300,754/44.6%	

DB = DEBIT (NEGATIVE AMOUNT) \* = OTHER HUBS \*\* = ADJUSTED HUBS \*\*\* = DOLLARS REPORTED BUT NOT SHOWN IN THESE COLUMNS. SEE COVER LETTER PARA. 4  
T-TREASURY, N=NON-TREASURY, S=SUBCONTRACTOR FUNDS & PROCUREMENT CARD HUB PURCHASES, TC-TERM CONTRACT, C=CONSOLIDATED. SEE PAGE 4 OF HUB REPORT FOR FUND TYPE DESCRIPTION.

582-TEXAS NATURAL RESOURCE CONSERV COMM-Heavy Construction Unadjusted Goal is 11.9%

FUND TYPE	TOTAL EXPENDITURES	TOTAL SPENT WITH NON-HUBS AMOUNT/%	TOTAL SPENT WITH **ADJ. HUBS 1.9%	TOTAL SPENT WITH *OTHER HUBS 5.3%	**ADJUSTED HUB GOAL 5.8%				*OTHER HUB GOAL 5.3% WOMAN AMOUNT/%
					ASIAN PACIFIC AMOUNT/%	BLACK AMOUNT/%	HISPANIC AMOUNT/%	NATIVE AMERICAN AMOUNT/%	

T  
N  
S  
-TC

C

582-TEXAS NATURAL RESOURCE CONSERV COMM-Building Construction Unadjusted Goal is 26.1%

FUND TYPE	TOTAL EXPENDITURES	TOTAL SPENT WITH NON-HUBS	TOTAL SPENT WITH **ADJ. HUBS 25.1%	TOTAL SPENT WITH *OTHER HUBS 1.9%	**ADJUSTED HUB GOAL 25.1%			*OTHER HUB GOAL 1.0%	
					BLACK	HISPANIC	WOMAN	ASIAN PACIFIC	NATIVE AMERICAN

T  
N  
S  
-TC

C

582-TEXAS NATURAL RESOURCE CONSERV COMM-Special Trade Unadjusted Goal is 57.2%

FUND TYPE	TOTAL EXPENDITURES	TOTAL SPENT WITH NON-HUBS	TOTAL SPENT WITH **ADJ. HUBS 47.0%	TOTAL SPENT WITH *OTHER HUBS 10.2%	**ADJUSTED HUB GOAL 47.0%			*OTHER HUB GOAL 10.2%		
					BLACK	HISPANIC	WOMAN	ASIAN PACIFIC	NATIVE AMERICAN	WOMAN

T  
N  
S  
-TC

C

582-TEXAS NATURAL RESOURCE CONSERV COMM-Professional Services Unadjusted Goal is 20.0%

FUND TYPE	TOTAL EXPENDITURES	TOTAL SPENT WITH NON-HUBS	TOTAL SPENT WITH **ADJ. HUBS 18.1%	TOTAL SPENT WITH *OTHER HUBS 1.9%	**ADJUSTED HUB GOAL 18.1%			*OTHER HUB GOAL 1.9%		
					BLACK	HISPANIC	WOMAN	ASIAN PACIFIC	NATIVE AMERICAN	WOMAN

T  
N  
S  
-TC

C

582-TEXAS NATURAL RESOURCE CONSERV COMM-Other Services Unadjusted Goal is 33.0%

FUND TYPE	TOTAL EXPENDITURES	TOTAL SPENT WITH NON-HUBS	TOTAL SPENT WITH **ADJ. HUBS 33.0%	TOTAL SPENT WITH *OTHER HUBS 1.1%	**ADJUSTED HUB GOAL 33.0%				*OTHER HUB GOAL 1.1%
					ASIAN PACIFIC	BLACK	HISPANIC	NATIVE AMERICAN	

T  
N  
S  
-TC

C

582-TEXAS NATURAL RESOURCE CONSERV COMM-Commodity Purchasing Unadjusted Goal is 12.6%

FUND TYPE	TOTAL EXPENDITURES	TOTAL SPENT WITH NON-HUBS	TOTAL SPENT WITH **ADJ. HUBS 11.5%	TOTAL SPENT WITH *OTHER HUBS 1.1%	**ADJUSTED HUB GOAL 11.5%			*OTHER HUB GOAL 1.1%	
					BLACK	HISPANIC	WOMAN	ASIAN PACIFIC	NATIVE AMERICAN

T  
N  
S  
-TC

C

DB = DEBIT (NEGATIVE AMOUNT) \* = OTHER HUBS \*\* = ADJUSTED HUBS \*\*\* = DOLLARS REPORTED BUT NOT SHOWN IN THESE COLUMNS. SEE COVER LETTER PARA. 4  
T-TREASURY, N-NON-TREASURY, S-SUBCONTRACTOR FUNDS & PROCUREMENT CARD HUB PURCHASES, TC-TERM CONTRACT, C-CONSOLIDATED. SEE PAGE 4 OF HUB REPORT FOR FUND TYPE DESCRIPTION.

592-SOIL & WATER CONSERVATION BOARD-Heavy Construction Unadjusted Goal is 11.9%

FUND TYPE	TOTAL EXPENDITURES	TOTAL SPENT WITH NON-HUBS AMOUNT/%	TOTAL SPENT WITH **ADJ. HUBS 6.8% AMOUNT/%	TOTAL SPENT WITH *OTHER HUBS 5.3% AMOUNT/%	ASIAN PACIFIC AMOUNT/%	BLACK AMOUNT/%	HISPANIC AMOUNT/%	NATIVE AMERICAN AMOUNT/%	*OTHER HUB GOAL 5.3% WOMAN AMOUNT/%
-----------	--------------------	------------------------------------	--	--	------------------------	----------------	-------------------	--------------------------	-------------------------------------

T  
N  
S  
-TC

-----

C

592-SOIL & WATER CONSERVATION BOARD-Building Construction Unadjusted Goal is 26.1%

FUND TYPE	TOTAL EXPENDITURES	TOTAL SPENT WITH NON-HUBS	TOTAL SPENT WITH **ADJ. HUBS 25.1%	TOTAL SPENT WITH *OTHER HUBS 1.0%	BLACK	HISPANIC	WOMAN	ASIAN PACIFIC	NATIVE AMERICAN
-----------	--------------------	---------------------------	------------------------------------	-----------------------------------	-------	----------	-------	---------------	-----------------

T  
N  
S  
-TC

-----

C

592-SOIL & WATER CONSERVATION BOARD-Special Trade Unadjusted Goal is 57.2%

FUND TYPE	TOTAL EXPENDITURES	TOTAL SPENT WITH NON-HUBS	TOTAL SPENT WITH **ADJ. HUBS 47.0%	TOTAL SPENT WITH *OTHER HUBS 10.2%	BLACK	HISPANIC	ASIAN PACIFIC	NATIVE AMERICAN	WOMAN
-----------	--------------------	---------------------------	------------------------------------	------------------------------------	-------	----------	---------------	-----------------	-------

T  
N  
S  
-TC

-----

C

592-SOIL & WATER CONSERVATION BOARD-Professional Services Unadjusted Goal is 20.0%

FUND TYPE	TOTAL EXPENDITURES	TOTAL SPENT WITH NON-HUBS	TOTAL SPENT WITH **ADJ. HUBS 18.1%	TOTAL SPENT WITH *OTHER HUBS 1.9%	BLACK	HISPANIC	WOMAN	ASIAN PACIFIC	NATIVE AMERICAN
-----------	--------------------	---------------------------	------------------------------------	-----------------------------------	-------	----------	-------	---------------	-----------------

T  
N  
S  
-TC

-----

C

592-SOIL & WATER CONSERVATION BOARD-Other Services Unadjusted Goal is 33.0%

FUND TYPE	TOTAL EXPENDITURES	TOTAL SPENT WITH NON-HUBS	TOTAL SPENT WITH **ADJ. HUBS 23.0%	ASIAN PACIFIC	BLACK	HISPANIC	NATIVE AMERICAN	WOMAN
-----------	--------------------	---------------------------	------------------------------------	---------------	-------	----------	-----------------	-------

T  
N  
S  
-TC

-----

C

592-SOIL & WATER CONSERVATION BOARD-Commodity Purchasing Unadjusted Goal is 12.6%

FUND TYPE	TOTAL EXPENDITURES	TOTAL SPENT WITH NON-HUBS	TOTAL SPENT WITH **ADJ. HUBS 11.5%	TOTAL SPENT WITH *OTHER HUBS 1.1%	BLACK	HISPANIC	WOMAN	ASIAN PACIFIC	NATIVE AMERICAN
-----------	--------------------	---------------------------	------------------------------------	-----------------------------------	-------	----------	-------	---------------	-----------------

T  
N  
S  
-TC

-----

C

DB = DEBIT (NEGATIVE AMOUNT) \* = OTHER HUBS \*\* = ADJUSTED HUBS \*\*\* = DOLLARS REPORTED BUT NOT SHOWN IN THESE COLUMNS. SEE COVER LETTER PARA. 4  
T=TREASURY, N=NON-TREASURY, S=SUBCONTRACTOR FUNDS & PROCUREMENT CARD HUB PURCHASES, TC=TERM CONTRACT, C=CONSOLIDATED. SEE PAGE 4 OF HUB REPORT FOR FUND TYPE DESCRIPTION.

595-Red River Compact Commission-Heavy Construction Unadjusted Goal is 11.9%

FUND TYPE	TOTAL EXPENDITURES	TOTAL SPENT WITH NON-HUBS AMOUNT/%	TOTAL SPENT WITH **ADJ. HUBS 6.6% AMOUNT/%	TOTAL SPENT WITH *OTHER HUBS 5.3% AMOUNT/%	ASIAN PACIFIC AMOUNT/%	BLACK AMOUNT/%	HISPANIC AMOUNT/%	NATIVE AMERICAN AMOUNT/%	*OTHER HUB GOAL 5.3% WOMAN AMOUNT/%
-----------	--------------------	------------------------------------	--	--	------------------------	----------------	-------------------	--------------------------	-------------------------------------

T  
N  
S  
-TC

C

596-Red River Compact Commission-Building Construction Unadjusted Goal is 26.1%

FUND TYPE	TOTAL EXPENDITURES	TOTAL SPENT WITH NON-HUBS	TOTAL SPENT WITH **ADJ. HUBS 25.1%	TOTAL SPENT WITH *OTHER HUBS 1.0%	BLACK	HISPANIC	WOMAN	ASIAN PACIFIC	NATIVE AMERICAN
-----------	--------------------	---------------------------	------------------------------------	-----------------------------------	-------	----------	-------	---------------	-----------------

T  
N  
S  
-TC

C

598-Red River Compact Commission-Special Trade Unadjusted Goal is 57.2%

FUND TYPE	TOTAL EXPENDITURES	TOTAL SPENT WITH NON-HUBS	TOTAL SPENT WITH **ADJ. HUBS 47.0%	TOTAL SPENT WITH *OTHER HUBS 10.2%	BLACK	HISPANIC	ASIAN PACIFIC	NATIVE AMERICAN	WOMAN
-----------	--------------------	---------------------------	------------------------------------	------------------------------------	-------	----------	---------------	-----------------	-------

T  
N  
S  
-TC

C

599-Red River Compact Commission-Professional Services Unadjusted Goal is 20.0%

FUND TYPE	TOTAL EXPENDITURES	TOTAL SPENT WITH NON-HUBS	TOTAL SPENT WITH **ADJ. HUBS 18.1%	TOTAL SPENT WITH *OTHER HUBS 1.9%	BLACK	HISPANIC	WOMAN	ASIAN PACIFIC	NATIVE AMERICAN
-----------	--------------------	---------------------------	------------------------------------	-----------------------------------	-------	----------	-------	---------------	-----------------

T  
N  
S  
-TC

C

596-Red River Compact Commission-Other Services Unadjusted Goal is 33.0%

FUND TYPE	TOTAL EXPENDITURES	TOTAL SPENT WITH NON-HUBS	TOTAL SPENT WITH **ADJ. HUBS 33.0%	ASIAN PACIFIC	BLACK	HISPANIC	NATIVE AMERICAN	WOMAN
-----------	--------------------	---------------------------	------------------------------------	---------------	-------	----------	-----------------	-------

T  
N  
S  
-TC

C

596-Red River Compact Commission-Commodity Purchasing Unadjusted Goal is 12.6%

FUND TYPE	TOTAL EXPENDITURES	TOTAL SPENT WITH NON-HUBS	TOTAL SPENT WITH **ADJ. HUBS 11.5%	TOTAL SPENT WITH *OTHER HUBS 1.1%	BLACK	HISPANIC	WOMAN	ASIAN PACIFIC	NATIVE AMERICAN
-----------	--------------------	---------------------------	------------------------------------	-----------------------------------	-------	----------	-------	---------------	-----------------

T  
N  
S  
-TC

C

DB = DEBIT (NEGATIVE AMOUNT) \* = OTHER HUBS \*\* = ADJUSTED HUBS \*\*\* = DOLLARS REPORTED BUT NOT SHOWN IN THESE COLUMNS. SEE COVER LETTER PARA. 4  
T-TREASURY, N=NON-TREASURY, S=SUBCONTRACTOR FUNDS & PROCUREMENT CARD HUB PURCHASES, TC=TERM CONTRACT, C=CONSOLIDATED. SEE PAGE 4 OF HUB REPORT FOR FUND TYPE DESCRIPTION.

598-CANADIAN RIVER COMMISSION-Heavy Construction Unadjusted Goal is 11.8%

FUND TYPE	TOTAL EXPENDITURES	TOTAL SPENT WITH NON-HUBS AMOUNT/%	TOTAL SPENT WITH **ADJ. HUBS 8.3% AMOUNT/%	TOTAL SPENT WITH *OTHER HUBS 5.3% AMOUNT/%	ASIAN PACIFIC AMOUNT/%	**ADJUSTED HUB GOAL 8.6% BLACK AMOUNT/%	HISPANIC AMOUNT/%	NATIVE AMERICAN AMOUNT/%	*OTHER HUB GOAL 5.3% WOMAN AMOUNT/%
-----------	--------------------	------------------------------------	--	--	------------------------	--	-------------------	--------------------------	--

T  
N  
S  
-TC  
C

598-CANADIAN RIVER COMMISSION-Building Construction Unadjusted Goal is 26.1%

FUND TYPE	TOTAL EXPENDITURES	TOTAL SPENT WITH NON-HUBS	TOTAL SPENT WITH **ADJ. HUBS 26.1%	TOTAL SPENT WITH *OTHER HUBS 1.0%	BLACK	**ADJUSTED HUB GOAL 25.1% HISPANIC	WOMAN	*OTHER HUB GOAL 1.0% ASIAN PACIFIC	NATIVE AMERICAN
-----------	--------------------	---------------------------	------------------------------------	-----------------------------------	-------	---------------------------------------	-------	---------------------------------------	-----------------

T  
N  
S  
-TC  
C

598-CANADIAN RIVER COMMISSION-Special Trade Unadjusted Goal is 57.2%

FUND TYPE	TOTAL EXPENDITURES	TOTAL SPENT WITH NON-HUBS	TOTAL SPENT WITH **ADJ. HUBS 57.0%	TOTAL SPENT WITH *OTHER HUBS 10.2%	BLACK	**ADJUSTED HUB GOAL 47.0% HISPANIC	ASIAN PACIFIC	*OTHER HUB GOAL 10.2% NATIVE AMERICAN	WOMAN
-----------	--------------------	---------------------------	------------------------------------	------------------------------------	-------	---------------------------------------	---------------	--	-------

T  
N  
S  
-TC  
C

598-CANADIAN RIVER COMMISSION-Professional Services Unadjusted Goal is 20.0%

FUND TYPE	TOTAL EXPENDITURES	TOTAL SPENT WITH NON-HUBS	TOTAL SPENT WITH **ADJ. HUBS 18.1%	TOTAL SPENT WITH *OTHER HUBS 1.9%	BLACK	**ADJUSTED HUB GOAL 18.1% HISPANIC	WOMAN	*OTHER HUB GOAL 1.9% ASIAN PACIFIC	NATIVE AMERICAN
-----------	--------------------	---------------------------	------------------------------------	-----------------------------------	-------	---------------------------------------	-------	---------------------------------------	-----------------

T  
N  
S  
-TC  
C

598-CANADIAN RIVER COMMISSION-Other Services Unadjusted Goal is 33.0%

FUND TYPE	TOTAL EXPENDITURES	TOTAL SPENT WITH NON-HUBS	TOTAL SPENT WITH **ADJ. HUBS 33.0%	ASIAN PACIFIC	**ADJUSTED HUB GOAL 33.0% BLACK	HISPANIC	NATIVE AMERICAN	WOMAN
-----------	--------------------	---------------------------	------------------------------------	---------------	------------------------------------	----------	-----------------	-------

T  
N  
S  
-TC  
C

598-CANADIAN RIVER COMMISSION-Commodity Purchasing Unadjusted Goal is 12.6%

FUND TYPE	TOTAL EXPENDITURES	TOTAL SPENT WITH NON-HUBS	TOTAL SPENT WITH **ADJ. HUBS 11.5%	TOTAL SPENT WITH *OTHER HUBS 1.1%	BLACK	**ADJUSTED HUB GOAL 11.5% HISPANIC	WOMAN	*OTHER HUB GOAL 1.1% ASIAN PACIFIC	NATIVE AMERICAN
-----------	--------------------	---------------------------	------------------------------------	-----------------------------------	-------	---------------------------------------	-------	---------------------------------------	-----------------

T  
N  
S  
-TC  
C

DB = DEBIT (NEGATIVE AMOUNT) \* = OTHER HUBS \*\* = ADJUSTED HUBS \*\*\* = DOLLARS REPORTED BUT NOT SHOWN IN THESE COLUMNS. SEE COVER LETTER PARA. 4  
T-TREASURY, N=NON-TREASURY, S=SUBCONTRACTOR FUNDS & PROCUREMENT CARD HUB PURCHASES, TC-TEAM CONTRACT, C=CONSOLIDATED. SEE PAGE 4 OF HUB REPORT FOR FUND TYPE DESCRIPTION.

599-PECOS RIVER COMPACT COMMISSION-Heavy Construction Unadjusted Goal is 11.9%

FUND TYPE	TOTAL EXPENDITURES	TOTAL SPENT WITH NON-HUBS AMOUNT/%	TOTAL SPENT WITH **ADJ. HUBS 8.6% AMOUNT/%	TOTAL SPENT WITH *OTHER HUBS 5.3% AMOUNT/%	ASIAN PACIFIC AMOUNT/%	BLACK AMOUNT/%	HISPANIC AMOUNT/%	NATIVE AMERICAN AMOUNT/%	*OTHER HUB GOAL 5.3% WOMAN AMOUNT/%
-----------	--------------------	------------------------------------	--	--	------------------------	----------------	-------------------	--------------------------	-------------------------------------

T  
N  
S  
-TC

C

599-PECOS RIVER COMPACT COMMISSION-Building Construction Unadjusted Goal is 26.1%

FUND TYPE	TOTAL EXPENDITURES	TOTAL SPENT WITH NON-HUBS	TOTAL SPENT WITH **ADJ. HUBS 25.1%	TOTAL SPENT WITH *OTHER HUBS 1.0%	BLACK	HISPANIC	WOMAN	ASIAN PACIFIC	NATIVE AMERICAN
-----------	--------------------	---------------------------	------------------------------------	-----------------------------------	-------	----------	-------	---------------	-----------------

T  
N  
S  
-TC

C

599-PECOS RIVER COMPACT COMMISSION-Special Trade Unadjusted Goal is 57.2%

FUND TYPE	TOTAL EXPENDITURES	TOTAL SPENT WITH NON-HUBS	TOTAL SPENT WITH **ADJ. HUBS 47.0%	TOTAL SPENT WITH *OTHER HUBS 10.2%	BLACK	HISPANIC	WOMAN	ASIAN PACIFIC	NATIVE AMERICAN
-----------	--------------------	---------------------------	------------------------------------	------------------------------------	-------	----------	-------	---------------	-----------------

T  
N  
S  
-TC

C

599-PECOS RIVER COMPACT COMMISSION-Professional Services Unadjusted Goal is 20.0%

FUND TYPE	TOTAL EXPENDITURES	TOTAL SPENT WITH NON-HUBS	TOTAL SPENT WITH **ADJ. HUBS 18.1%	TOTAL SPENT WITH *OTHER HUBS 1.9%	BLACK	HISPANIC	WOMAN	ASIAN PACIFIC	NATIVE AMERICAN
-----------	--------------------	---------------------------	------------------------------------	-----------------------------------	-------	----------	-------	---------------	-----------------

T  
N  
S  
-TC

C

599-PECOS RIVER COMPACT COMMISSION-Other Services Unadjusted Goal is 33.0%

FUND TYPE	TOTAL EXPENDITURES	TOTAL SPENT WITH NON-HUBS	TOTAL SPENT WITH **ADJ. HUBS 33.0%	ASIAN PACIFIC	BLACK	HISPANIC	NATIVE AMERICAN	WOMAN
-----------	--------------------	---------------------------	------------------------------------	---------------	-------	----------	-----------------	-------

T  
N  
S  
-TC

C

599-PECOS RIVER COMPACT COMMISSION-Commodity Purchasing Unadjusted Goal is 12.6%

FUND TYPE	TOTAL EXPENDITURES	TOTAL SPENT WITH NON-HUBS	TOTAL SPENT WITH **ADJ. HUBS 11.5%	TOTAL SPENT WITH *OTHER HUBS 1.1%	BLACK	HISPANIC	WOMAN	ASIAN PACIFIC	NATIVE AMERICAN
-----------	--------------------	---------------------------	------------------------------------	-----------------------------------	-------	----------	-------	---------------	-----------------

T  
N  
S  
-TC

C

DB = DEBIT (NEGATIVE AMOUNT) \* = OTHER HUBS \*\* = ADJUSTED HUBS \*\*\* = DOLLARS REPORTED BUT NOT SHOWN IN THESE COLUMNS. SEE COVER LETTER PARA. 4  
T-TREASURY, N-NON-TREASURY, S-SUBCONTRACTOR FUNDS & PROCUREMENT CARD HUB PURCHASES, TC-TERM CONTRACT, C-CONSOLIDATED. SEE PAGE 4 OF HUB REPORT FOR FUND TYPE DESCRIPTION.

601-TEXAS DEPARTMENT OF TRANSPORTATION-Heavy Construction Unadjusted Goal is 11.8%

FUND TYPE	TOTAL EXPENDITURES	TOTAL SPENT WITH NON-HUBS AMOUNT/%	TOTAL SPENT WITH **ADJ. HUBS 8.8%	TOTAL SPENT WITH *OTHER HUBS 6.3%	**ADJUSTED HUB GOAL 8.6%				*OTHER HUB GOAL 5.3% WOMAN AMOUNT/%
					ASIAN PACIFIC AMOUNT/%	BLACK AMOUNT/%	HISPANIC AMOUNT/%	NATIVE AMERICAN AMOUNT/%	
T	\$2,387,843,831	\$2,398,906,533/97.0%	\$34,774,457/1.10%	\$54,262,841/1.81%	\$3,082,044/.103%	\$2,662,424/.089%	\$28,369,498/.945%	\$650,489/.021%	\$54,262,841/1.81%
N									
S	***	***	\$164,475,780/5.81%	\$139,819,576/5.02%	\$9,565,655/.342%	\$17,292,921/.621%	\$131,521,833/4.72%	\$6,085,259/.215%	\$139,819,576/5.02%
-TC	\$345,264	\$345,264/100%							
C	\$2,387,598,577	\$2,398,561,278/97.0%	\$199,250,238/8.55%	\$184,082,518/8.49%	\$12,657,700/.423%	\$19,955,356/.667%	\$169,891,433/6.36%	\$6,745,749/.225%	\$184,082,518/8.49%

601-TEXAS DEPARTMENT OF TRANSPORTATION-Building Construction Unadjusted Goal is 26.1%

FUND TYPE	TOTAL EXPENDITURES	TOTAL SPENT WITH NON-HUBS	TOTAL SPENT WITH **ADJ. HUBS 22.1%	TOTAL SPENT WITH *OTHER HUBS 1.9%	**ADJUSTED HUB GOAL 25.1%			*OTHER HUB GOAL 1.0%	
					BLACK	HISPANIC	WOMAN	ASIAN PACIFIC	NATIVE AMERICAN
T	\$60,785,530	\$39,472,852/77.7%	\$11,312,878/22.2%		\$154,684/.304%	\$8,144,059/18.0%	\$2,013,954/3.95%		
N									
S									
-TC									
C	\$60,785,530	\$39,472,852/77.7%	\$11,312,878/22.2%		\$154,684/.304%	\$8,144,059/18.0%	\$2,013,954/3.95%		

601-TEXAS DEPARTMENT OF TRANSPORTATION-Special Trade Unadjusted Goal is 57.2%

FUND TYPE	TOTAL EXPENDITURES	TOTAL SPENT WITH NON-HUBS	TOTAL SPENT WITH **ADJ. HUBS 57.0%	TOTAL SPENT WITH *OTHER HUBS 10.2%	**ADJUSTED HUB GOAL 47.0%			*OTHER HUB GOAL 10.2%	
					BLACK	HISPANIC	WOMAN	ASIAN PACIFIC	NATIVE AMERICAN
T	\$8,857,786	\$7,708,913/87.0%	\$745,656/8.41%	\$405,227/4.57%	\$57,504/.649%	\$588,151/7.78%		\$11,365/.128%	\$393,861/4.44%
N									
S									
-TC	\$66,727	\$14,284/21.3%	\$40,803/61.1%	\$11,659/17.4%		\$40,803/61.1%			\$11,659/17.4%
C	\$8,791,059	\$7,692,649/87.5%	\$704,862/8.01%	\$393,667/4.47%	\$57,504/.654%	\$647,347/7.36%		\$11,365/.129%	\$382,201/4.34%

601-TEXAS DEPARTMENT OF TRANSPORTATION-Professional Services Unadjusted Goal is 20.0%

FUND TYPE	TOTAL EXPENDITURES	TOTAL SPENT WITH NON-HUBS	TOTAL SPENT WITH **ADJ. HUBS 19.1%	TOTAL SPENT WITH *OTHER HUBS 1.5%	**ADJUSTED HUB GOAL 18.1%			*OTHER HUB GOAL 1.8%	
					BLACK	HISPANIC	WOMAN	ASIAN PACIFIC	NATIVE AMERICAN
T	\$157,641,612	\$139,934,627/88.7%	\$8,288,025/5.27%	\$8,437,760/5.35%	\$39,680/.025%	\$8,576,326/5.44%	\$553,017/.414%	\$8,437,760/5.35%	
N									
S	***	***	\$15,788,657/10.0%	\$3,960,080/2.52%	\$1,746,371/1.11%	\$7,654,570/4.87%	\$6,387,716/4.07%	\$3,958,978/2.52%	\$1,402/.000%
-TC	\$1,078	\$1,078/100%							
C	\$157,640,533	\$139,933,748/88.7%	\$25,057,882/15.8%	\$12,397,840/7.86%	\$1,786,052/1.13%	\$18,230,896/10.2%	\$7,040,733/4.48%	\$12,396,438/7.86%	\$1,402/.000%

601-TEXAS DEPARTMENT OF TRANSPORTATION-Other Services Unadjusted Goal is 33.0%

FUND TYPE	TOTAL EXPENDITURES	TOTAL SPENT WITH NON-HUBS	TOTAL SPENT WITH **ADJ. HUBS 33.0%	**ADJUSTED HUB GOAL 33.0%				
				ASIAN PACIFIC	BLACK	HISPANIC	NATIVE AMERICAN	WOMAN
T	\$123,288,052	\$109,625,824/79.9%	\$28,870,123/20.0%	\$2,860,585/2.22%	\$2,372,558/1.77%	\$6,818,875/5.11%	\$73,027/.054%	\$14,445,279/10.8%
N								
S								
-TC	\$2,928,242	\$2,895,516/98.9%	\$30,726/1.05%	\$9/.000%	\$177/.006%	\$2,261/.077%		\$28,288/.968%
C	\$130,368,808	\$103,730,412/78.5%	\$25,639,397/20.4%	\$2,960,576/2.27%	\$2,372,381/1.81%	\$6,816,424/5.22%	\$73,027/.056%	\$14,418,985/11.0%

601-TEXAS DEPARTMENT OF TRANSPORTATION-Commodity Purchasing Unadjusted Goal is 12.6%

FUND TYPE	TOTAL EXPENDITURES	TOTAL SPENT WITH NON-HUBS	TOTAL SPENT WITH **ADJ. HUBS 11.5%	TOTAL SPENT WITH *OTHER HUBS 1.1%	**ADJUSTED HUB GOAL 11.5%			*OTHER HUB GOAL 1.1%	
					BLACK	HISPANIC	WOMAN	ASIAN PACIFIC	NATIVE AMERICAN
T	\$270,385,137	\$248,250,060/91.5%	\$17,421,849/6.44%	\$4,713,237/1.74%	\$875,071/.322%	\$4,234,373/1.60%	\$12,212,404/4.61%	\$4,548,143/1.68%	\$165,093/.061%
N									
S	***	***	\$365,183/2.73%	\$9,134/.068%	\$45,597/.341%	\$89,181/.517%	\$250,426/1.87%	\$6,705/.050%	\$2,429/.018%
-TC	\$48,919,248	\$44,802,876/94.8%	\$2,341,805/4.99%	\$74,786/.158%	\$82,181/.176%	\$657,610/1.18%	\$1,702,004/3.62%	\$44,400/.094%	\$30,365/.064%
C	\$223,465,889	\$203,747,373/91.1%	\$15,445,227/6.81%	\$4,847,605/2.07%	\$838,477/.376%	\$3,845,924/1.72%	\$10,760,825/4.81%	\$4,510,445/2.01%	\$137,157/.061%

DB = DEBIT (NEGATIVE AMOUNT) \* = OTHER HUBS \*\* = ADJUSTED HUBS \*\*\* = DOLLARS REPORTED BUT NOT SHOWN IN THESE COLUMNS. SEE COVER LETTER PARA. 4  
T=TREASURY, N=NON-TREASURY, S=SUBCONTRACTOR FUNDS & PROCUREMENT CARD HUB PURCHASES, TC=TERM CONTRACT, C=CONSOLIDATED. SEE PAGE 4 OF HUB REPORT FOR FUND TYPE DESCRIPTION.



855-TX DEPT MENTAL HEALTH/RETARDATION-Heavy Construction Unadjusted Goal is 11.9%

FUND TYPE	TOTAL EXPENDITURES	TOTAL SPENT WITH NON-HUBS AMOUNT/%	TOTAL SPENT WITH **ADJ. HUBS 6.3%	TOTAL SPENT WITH *OTHER HUBS 5.3%	**ADJUSTED HUB GOAL 6.8%				*OTHER HUB GOAL 5.3% WOMAN AMOUNT/%
					ASIAN PACIFIC AMOUNT/%	BLACK AMOUNT/%	HISPANIC AMOUNT/%	NATIVE AMERICAN AMOUNT/%	
T	\$170	\$170/100 %							
N									
S									
-TC									
C	\$170	\$170/100 %							

855-TX DEPT MENTAL HEALTH/RETARDATION-Building Construction Unadjusted Goal is 26.1%

FUND TYPE	TOTAL EXPENDITURES	TOTAL SPENT WITH NON-HUBS	TOTAL SPENT WITH **ADJ. HUBS 26.1%	TOTAL SPENT WITH *OTHER HUBS 1.9%	**ADJUSTED HUB GOAL 25.1%			*OTHER HUB GOAL 1.0%	
					BLACK	HISPANIC	WOMAN	ASIAN PACIFIC	NATIVE AMERICAN
T	\$1,346,851	\$1,346,851/100 %							
N									
S	***	***	\$62,043/4.61%			\$62,043/4.61%			
-TC									
C	\$1,346,851	\$1,346,851/100 %	\$62,043/4.61%			\$62,043/4.61%			

855-TX DEPT MENTAL HEALTH/RETARDATION-Special Trade Unadjusted Goal is 57.2%

FUND TYPE	TOTAL EXPENDITURES	TOTAL SPENT WITH NON-HUBS	TOTAL SPENT WITH **ADJ. HUBS 47.0%	TOTAL SPENT WITH *OTHER HUBS 10.2%	**ADJUSTED HUB GOAL 47.0%			*OTHER HUB GOAL 10.2%	
					BLACK	HISPANIC	WOMAN	ASIAN PACIFIC	NATIVE AMERICAN
T	\$11,156,890	\$10,124,743/90.7%	\$288,648/2.55%	\$745,397/6.68%					
N									
S	***	***	\$380/.003%			\$380/.003%			
-TC	\$256,871	\$8,773/2.63%	\$80,510/31.3%	\$189,687/66.0%		\$80,510/31.3%			\$169,687/66.0%
C	\$10,888,819	\$10,117,970/92.8%	\$205,419/1.88%	\$575,210/5.28%		\$205,419/1.88%			\$38,373/.324% \$540,436/4.95%

855-TX DEPT MENTAL HEALTH/RETARDATION-Professional Services Unadjusted Goal is 20.0%

FUND TYPE	TOTAL EXPENDITURES	TOTAL SPENT WITH NON-HUBS	TOTAL SPENT WITH **ADJ. HUBS 18.1%	TOTAL SPENT WITH *OTHER HUBS 1.8%	**ADJUSTED HUB GOAL 18.1%			*OTHER HUB GOAL 1.8%	
					BLACK	HISPANIC	WOMAN	ASIAN PACIFIC	NATIVE AMERICAN
T	\$13,002,231	\$12,208,531/93.8%	\$729,712/5.61%	\$63,987/.492%					
N									
S	***	***	\$27,866/1.68%						
-TC	\$145,856	\$144,549/99.1%	\$1,307/.896%						\$27,866/1.68% \$1,307/.896%
C	\$12,856,374	\$12,063,982/93.8%	\$758,089/5.88%	\$63,987/.492%		\$198,232/1.54%	\$328,836/2.55%	\$228,000/1.77%	\$63,987/.492%

855-TX DEPT MENTAL HEALTH/RETARDATION-Other Services Unadjusted Goal is 33.0%

FUND TYPE	TOTAL EXPENDITURES	TOTAL SPENT WITH NON-HUBS	TOTAL SPENT WITH **ADJ. HUBS 23.9%	TOTAL SPENT WITH *OTHER HUBS 3.1%	**ADJUSTED HUB GOAL 33.0%				
					ASIAN PACIFIC	BLACK	HISPANIC	NATIVE AMERICAN	WOMAN
T	\$22,228,123	\$19,870,538/89.3%	\$2,357,584/10.6%						
N									
S	***	***	\$3,801/1.71%						
-TC	\$227,882	\$223,780/98.2%	\$3,801/1.71%						\$3,801/1.71%
C	\$22,000,440	\$19,646,758/89.3%	\$2,353,682/10.6%		\$116,127/.536%	\$17,700/.080%	\$92,868/.421%	\$8,554/.038%	\$2,116,840/9.62%

855-TX DEPT MENTAL HEALTH/RETARDATION-Commodity Purchasing Unadjusted Goal is 12.8%

FUND TYPE	TOTAL EXPENDITURES	TOTAL SPENT WITH NON-HUBS	TOTAL SPENT WITH **ADJ. HUBS 11.8%	TOTAL SPENT WITH *OTHER HUBS 1.1%	**ADJUSTED HUB GOAL 11.5%			*OTHER HUB GOAL 1.1%	
					BLACK	HISPANIC	WOMAN	ASIAN PACIFIC	NATIVE AMERICAN
T	\$83,919,567	\$78,687,077/93.7%	\$4,494,183/5.35%	\$738,327/.878%					
N									
S	***	***	\$47,876/.681%						
-TC	\$16,386,840	\$15,664,934/95.7%	\$485,603/2.96%	\$216,302/1.32%					\$47,876/.681% \$216,302/1.32%
C	\$67,552,727	\$63,022,142/93.2%	\$4,066,236/6.00%	\$622,024/.772%	\$523,257/.774%	\$878,409/1.30%	\$2,854,668/3.92%	\$516,833/.764%	\$5,331/.007%

DB = DEBIT (NEGATIVE AMOUNT) \* = OTHER HUBS \*\* = ADJUSTED HUBS \*\*\* = DOLLARS REPORTED BUT NOT SHOWN IN THESE COLUMNS. SEE COVER LETTER PARA. 4  
T-TREASURY, N-NON-TREASURY, S-SUBCONTRACTOR FUNDS & PROCUREMENT CARD HUB PURCHASES, TC-TERM CONTRACT, C-CONSOLIDATED. SEE PAGE 4 OF HUB REPORT FOR FUND TYPE DESCRIPTION.

658-BEAUMONT STATE CENTER (SEE #655)-Heavy Construction Unadjusted Goal is 11.9%

FUND TYPE	TOTAL EXPENDITURES	TOTAL SPENT WITH NON-HUBS AMOUNT/%	TOTAL SPENT WITH **ADJ. HUBS 6.6% AMOUNT/%	TOTAL SPENT WITH *OTHER HUBS 5.3% AMOUNT/%	**ADJUSTED HUB GOAL 6.6%	ASIAN PACIFIC AMOUNT/%	BLACK AMOUNT/%	HISPANIC AMOUNT/%	NATIVE AMERICAN AMOUNT/%	*OTHER HUB GOAL 5.3% WOMAN AMOUNT/%
-----------	--------------------	------------------------------------	--	--	--------------------------	------------------------	----------------	-------------------	--------------------------	-------------------------------------

T  
N  
S  
-TC

C

658-BEAUMONT STATE CENTER (SEE #655)-Building Construction Unadjusted Goal is 26.1%

FUND TYPE	TOTAL EXPENDITURES	TOTAL SPENT WITH NON-HUBS	TOTAL SPENT WITH **ADJ. HUBS 26.1%	TOTAL SPENT WITH *OTHER HUBS 1.0%	**ADJUSTED HUB GOAL 26.1%	BLACK	HISPANIC	WOMAN	*OTHER HUB GOAL 1.0%	ASIAN PACIFIC	NATIVE AMERICAN
-----------	--------------------	---------------------------	------------------------------------	-----------------------------------	---------------------------	-------	----------	-------	----------------------	---------------	-----------------

T  
N  
S  
-TC

C

658-BEAUMONT STATE CENTER (SEE #655)-Special Trade Unadjusted Goal is 57.2%

FUND TYPE	TOTAL EXPENDITURES	TOTAL SPENT WITH NON-HUBS	TOTAL SPENT WITH **ADJ. HUBS 57.0%	TOTAL SPENT WITH *OTHER HUBS 10.2%	**ADJUSTED HUB GOAL 47.0%	BLACK	HISPANIC	ASIAN PACIFIC	NATIVE AMERICAN	WOMAN
-----------	--------------------	---------------------------	------------------------------------	------------------------------------	---------------------------	-------	----------	---------------	-----------------	-------

T  
N  
S  
-TC

C

658-BEAUMONT STATE CENTER (SEE #655)-Professional Services Unadjusted Goal is 20.0%

FUND TYPE	TOTAL EXPENDITURES	TOTAL SPENT WITH NON-HUBS	TOTAL SPENT WITH **ADJ. HUBS 18.1%	TOTAL SPENT WITH *OTHER HUBS 1.9%	**ADJUSTED HUB GOAL 18.1%	BLACK	HISPANIC	WOMAN	*OTHER HUB GOAL 1.9%	ASIAN PACIFIC	NATIVE AMERICAN
-----------	--------------------	---------------------------	------------------------------------	-----------------------------------	---------------------------	-------	----------	-------	----------------------	---------------	-----------------

T  
N  
S  
-TC

C

658-BEAUMONT STATE CENTER (SEE #655)-Other Services Unadjusted Goal is 33.0%

FUND TYPE	TOTAL EXPENDITURES	TOTAL SPENT WITH NON-HUBS	TOTAL SPENT WITH **ADJ. HUBS 33.0%	**ADJUSTED HUB GOAL 33.0%	ASIAN PACIFIC	BLACK	HISPANIC	NATIVE AMERICAN	WOMAN
-----------	--------------------	---------------------------	------------------------------------	---------------------------	---------------	-------	----------	-----------------	-------

T  
N  
S  
-TC

C

658-BEAUMONT STATE CENTER (SEE #655)-Commodity Purchasing Unadjusted Goal is 12.6%

FUND TYPE	TOTAL EXPENDITURES	TOTAL SPENT WITH NON-HUBS	TOTAL SPENT WITH **ADJ. HUBS 11.5%	TOTAL SPENT WITH *OTHER HUBS 1.1%	**ADJUSTED HUB GOAL 11.5%	BLACK	HISPANIC	WOMAN	*OTHER HUB GOAL 1.1%	ASIAN PACIFIC	NATIVE AMERICAN
-----------	--------------------	---------------------------	------------------------------------	-----------------------------------	---------------------------	-------	----------	-------	----------------------	---------------	-----------------

T  
N  
S  
-TC

C

DB = DEBIT (NEGATIVE AMOUNT) \* = OTHER HUBS \*\* = ADJUSTED HUBS \*\*\* = DOLLARS REPORTED BUT NOT SHOWN IN THESE COLUMNS. SEE COVER LETTER PARA. 4  
T=TREASURY, N=NON-TREASURY, S=SUBCONTRACTOR FUNDS & PROCUREMENT CARD HUB PURCHASES, TC=TERM CONTRACT, C=CONSOLIDATED. SEE PAGE 4 OF HUB REPORT FOR FUND TYPE DESCRIPTION.

665-TEXAS JUVENILE PROBATION COMMISSION-Heavy Construction Unadjusted Goal is 11.8%

FUND TYPE	TOTAL EXPENDITURES	TOTAL SPENT WITH NON-HUBS AMOUNT/%	TOTAL SPENT WITH **ADJ. HUBS 6.6%	TOTAL SPENT WITH *OTHER HUBS 5.2%	ASIAN PACIFIC AMOUNT/%	**ADJUSTED HUB GOAL 6.6% BLACK AMOUNT/%	HISPANIC AMOUNT/%	NATIVE AMERICAN AMOUNT/%	*OTHER HUB GOAL 6.3% WOMAN AMOUNT/%
-----------	--------------------	------------------------------------	-----------------------------------	-----------------------------------	------------------------	--	-------------------	--------------------------	--

T  
N  
S  
-TC

C

665-TEXAS JUVENILE PROBATION COMMISSION-Building Construction Unadjusted Goal is 26.1%

FUND TYPE	TOTAL EXPENDITURES	TOTAL SPENT WITH NON-HUBS	TOTAL SPENT WITH **ADJ. HUBS 26.1%	TOTAL SPENT WITH *OTHER HUBS 1.0%	BLACK	HISPANIC	WOMAN	ASIAN PACIFIC	NATIVE AMERICAN
-----------	--------------------	---------------------------	------------------------------------	-----------------------------------	-------	----------	-------	---------------	-----------------

T  
N  
S  
-TC

C

665-TEXAS JUVENILE PROBATION COMMISSION-Special Trade Unadjusted Goal is 57.2%

FUND TYPE	TOTAL EXPENDITURES	TOTAL SPENT WITH NON-HUBS	TOTAL SPENT WITH **ADJ. HUBS 47.0%	TOTAL SPENT WITH *OTHER HUBS 10.2%	BLACK	HISPANIC	ASIAN PACIFIC	NATIVE AMERICAN	WOMAN
-----------	--------------------	---------------------------	------------------------------------	------------------------------------	-------	----------	---------------	-----------------	-------

T  
N  
S  
-TC

C

665-TEXAS JUVENILE PROBATION COMMISSION-Professional Services Unadjusted Goal is 30.0%

FUND TYPE	TOTAL EXPENDITURES	TOTAL SPENT WITH NON-HUBS	TOTAL SPENT WITH **ADJ. HUBS 18.1%	TOTAL SPENT WITH *OTHER HUBS .9%	BLACK	HISPANIC	WOMAN	ASIAN PACIFIC	NATIVE AMERICAN
-----------	--------------------	---------------------------	------------------------------------	----------------------------------	-------	----------	-------	---------------	-----------------

T  
N  
S  
-TC

C

665-TEXAS JUVENILE PROBATION COMMISSION-Other Services Unadjusted Goal is 33.0%

FUND TYPE	TOTAL EXPENDITURES	TOTAL SPENT WITH NON-HUBS	TOTAL SPENT WITH **ADJ. HUBS 33.0%	ASIAN PACIFIC	BLACK	HISPANIC	NATIVE AMERICAN	WOMAN
-----------	--------------------	---------------------------	------------------------------------	---------------	-------	----------	-----------------	-------

T  
N  
S  
-TC

C

665-TEXAS JUVENILE PROBATION COMMISSION-Commodity Purchasing Unadjusted Goal is 12.8%

FUND TYPE	TOTAL EXPENDITURES	TOTAL SPENT WITH NON-HUBS	TOTAL SPENT WITH **ADJ. HUBS 11.5%	TOTAL SPENT WITH *OTHER HUBS 1.3%	BLACK	HISPANIC	WOMAN	ASIAN PACIFIC	NATIVE AMERICAN
-----------	--------------------	---------------------------	------------------------------------	-----------------------------------	-------	----------	-------	---------------	-----------------

T  
N  
S  
-TC

C

DB = DEBIT (NEGATIVE AMOUNT) \* = OTHER HUBS \*\* = ADJUSTED HUBS \*\*\* = DOLLARS REPORTED BUT NOT SHOWN IN THESE COLUMNS. SEE COVER LETTER PARA. 4  
T-TREASURY, N=NON-TREASURY, S=SUBCONTRACTOR FUNDS & PROCUREMENT CARD HUB PURCHASES, TC-YEAR CONTRACT, C=CONSOLIDATED. SEE PAGE 4 OF HUB REPORT FOR FUND TYPE DESCRIPTION.

677-AUSTIN STATE HOSPITAL (SEE #655-J)-Heavy Construction Unadjusted Goal is 11.8%

FUND TYPE	TOTAL EXPENDITURES	TOTAL SPENT WITH NON-HUBS AMOUNT/%	TOTAL SPENT WITH **ADJ. HUBS 6.8% AMOUNT/%	TOTAL SPENT WITH *OTHER HUBS 5.3% AMOUNT/%	ASIAN PACIFIC AMOUNT/%	BLACK AMOUNT/%	HISPANIC AMOUNT/%	NATIVE AMERICAN AMOUNT/%	*OTHER HUB GOAL 5.3% WOMAN AMOUNT/%
-----------	--------------------	------------------------------------	--	--	------------------------	----------------	-------------------	--------------------------	-------------------------------------

T  
N  
S  
-TC

C

677-AUSTIN STATE HOSPITAL (SEE #655-J)-Building Construction Unadjusted Goal is 28.1%

FUND TYPE	TOTAL EXPENDITURES	TOTAL SPENT WITH NON-HUBS	TOTAL SPENT WITH **ADJ. HUBS 28.1%	TOTAL SPENT WITH *OTHER HUBS 1.8%	BLACK	HISPANIC	WOMAN	ASIAN PACIFIC	NATIVE AMERICAN	*OTHER HUB GOAL 1.0%
-----------	--------------------	---------------------------	------------------------------------	-----------------------------------	-------	----------	-------	---------------	-----------------	----------------------

T  
N  
S  
-TC

C

677-AUSTIN STATE HOSPITAL (SEE #655-J)-Special Trade Unadjusted Goal is 57.2%

FUND TYPE	TOTAL EXPENDITURES	TOTAL SPENT WITH NON-HUBS	TOTAL SPENT WITH **ADJ. HUBS 47.0%	TOTAL SPENT WITH *OTHER HUBS 10.2%	BLACK	HISPANIC	ASIAN PACIFIC	NATIVE AMERICAN	WOMAN	*OTHER HUB GOAL 10.2%
-----------	--------------------	---------------------------	------------------------------------	------------------------------------	-------	----------	---------------	-----------------	-------	-----------------------

T  
N  
S  
-TC

C

677-AUSTIN STATE HOSPITAL (SEE #655-J)-Professional Services Unadjusted Goal is 20.0%

FUND TYPE	TOTAL EXPENDITURES	TOTAL SPENT WITH NON-HUBS	TOTAL SPENT WITH **ADJ. HUBS 18.1%	TOTAL SPENT WITH *OTHER HUBS 1.9%	BLACK	HISPANIC	WOMAN	ASIAN PACIFIC	NATIVE AMERICAN	*OTHER HUB GOAL 1.9%
-----------	--------------------	---------------------------	------------------------------------	-----------------------------------	-------	----------	-------	---------------	-----------------	----------------------

T  
N  
S  
-TC

C

677-AUSTIN STATE HOSPITAL (SEE #655-J)-Other Services Unadjusted Goal is 33.0%

FUND TYPE	TOTAL EXPENDITURES	TOTAL SPENT WITH NON-HUBS	TOTAL SPENT WITH **ADJ. HUBS 23.0%	TOTAL SPENT WITH *OTHER HUBS 33.0%	ASIAN PACIFIC	BLACK	HISPANIC	NATIVE AMERICAN	WOMAN	*OTHER HUB GOAL 33.0%
-----------	--------------------	---------------------------	------------------------------------	------------------------------------	---------------	-------	----------	-----------------	-------	-----------------------

T  
N  
S  
-TC

C

677-AUSTIN STATE HOSPITAL (SEE #655-J)-Commodity Purchasing Unadjusted Goal is 12.5%

FUND TYPE	TOTAL EXPENDITURES	TOTAL SPENT WITH NON-HUBS	TOTAL SPENT WITH **ADJ. HUBS 11.2%	TOTAL SPENT WITH *OTHER HUBS 1.1%	BLACK	HISPANIC	WOMAN	ASIAN PACIFIC	NATIVE AMERICAN	*OTHER HUB GOAL 1.1%
-----------	--------------------	---------------------------	------------------------------------	-----------------------------------	-------	----------	-------	---------------	-----------------	----------------------

T  
N  
S  
-TC

C

DB = DEBIT (NEGATIVE AMOUNT) \* = OTHER HUBS \*\* = ADJUSTED HUBS \*\*\* = DOLLARS REPORTED BUT NOT SHOWN IN THESE COLUMNS. SEE COVER LETTER PARA. 4  
T=TREASURY, N=NON-TREASURY, S=SUBCONTRACTOR FUNDS & PROCUREMENT CARD HUB PURCHASES, TC=TERM CONTRACT, C=CONSOLIDATED. SEE PAGE 4 OF HUB REPORT FOR FUND TYPE DESCRIPTION.

894-TEXAS YOUTH COMMISSION-Heavy Construction Unadjusted Goal is 11.9%

FUND TYPE	TOTAL EXPENDITURES	TOTAL SPENT WITH NON-HUBS AMOUNT/%	TOTAL SPENT WITH *ADJ. HUBS 8.4% AMOUNT/%	TOTAL SPENT WITH *OTHER HUBS 3.5% AMOUNT/%	**ADJUSTED HUB GOAL 8.6%				*OTHER HUB GOAL 5.3% WOMAN AMOUNT/%
					ASIAN PACIFIC AMOUNT/%	BLACK AMOUNT/%	HISPANIC AMOUNT/%	NATIVE AMERICAN AMOUNT/%	
T	\$12,709	\$12,709/100 %							
N									
S									
-TC									
C	\$12,709	\$12,709/100 %							

894-TEXAS YOUTH COMMISSION-Building Construction Unadjusted Goal is 28.1%

FUND TYPE	TOTAL EXPENDITURES	TOTAL SPENT WITH NON-HUBS AMOUNT/%	TOTAL SPENT WITH *ADJ. HUBS 25.1% AMOUNT/%	TOTAL SPENT WITH *OTHER HUBS 3.0% AMOUNT/%	**ADJUSTED HUB GOAL 25.1%			*OTHER HUB GOAL 1.0%	
					BLACK AMOUNT/%	HISPANIC AMOUNT/%	WOMAN AMOUNT/%	ASIAN PACIFIC AMOUNT/%	NATIVE AMERICAN AMOUNT/%
T	\$8,826,822	\$8,348,003/96.7%	\$278,819/3.23%			\$278,819/3.23%			
N									
S	***	***	\$111,173/1.28%			\$58,847/.860%		\$54,226/.628%	
-TC									
C	\$8,826,822	\$8,348,003/96.7%	\$389,992/4.52%			\$335,766/3.89%		\$54,226/.628%	

894-TEXAS YOUTH COMMISSION-Special Trade Unadjusted Goal is 57.2%

FUND TYPE	TOTAL EXPENDITURES	TOTAL SPENT WITH NON-HUBS AMOUNT/%	TOTAL SPENT WITH *ADJ. HUBS 47.0% AMOUNT/%	TOTAL SPENT WITH *OTHER HUBS 10.2% AMOUNT/%	**ADJUSTED HUB GOAL 47.0%			*OTHER HUB GOAL 10.2%	
					BLACK AMOUNT/%	HISPANIC AMOUNT/%	WOMAN AMOUNT/%	ASIAN PACIFIC AMOUNT/%	NATIVE AMERICAN AMOUNT/%
T	\$5,389,988	\$5,179,843/96.1%	\$54,486/1.01%	\$155,530/2.88%	\$18,226/.338%	\$36,270/.672%		\$2,320/.443%	\$153,210/2.84%
N									
S	***	***	\$518,957/9.62%	\$471,732/8.76%	\$112,851/2.08%	\$408,006/7.63%		\$3,475/.664%	\$468,257/8.88%
-TC	\$96,052	\$14,048/14.6%		\$82,004/85.3%					\$82,004/85.3%
C	\$5,293,936	\$5,165,834/97.6%	\$573,452/10.8%	\$545,258/10.2%	\$131,178/2.47%	\$442,276/8.35%		\$5,786/.109%	\$539,463/10.1%

894-TEXAS YOUTH COMMISSION-Professional Services Unadjusted Goal is 20.0%

FUND TYPE	TOTAL EXPENDITURES	TOTAL SPENT WITH NON-HUBS AMOUNT/%	TOTAL SPENT WITH *ADJ. HUBS 18.1% AMOUNT/%	TOTAL SPENT WITH *OTHER HUBS 1.9% AMOUNT/%	**ADJUSTED HUB GOAL 18.1%			*OTHER HUB GOAL 1.9%	
					BLACK AMOUNT/%	HISPANIC AMOUNT/%	WOMAN AMOUNT/%	ASIAN PACIFIC AMOUNT/%	NATIVE AMERICAN AMOUNT/%
T	\$4,025,061	\$3,978,783/98.8%	\$48,297/1.15%		\$500/.012%	\$28,686/.710%		\$17,202/.427%	
N									
S	***	***	\$200,840/17.0%			\$200,840/17.0%			
-TC	\$84,658	\$84,658/100 %							
C	\$3,940,522	\$3,894,225/98.8%	\$247,238/6.27%		\$500/.012%	\$228,536/5.82%		\$17,202/.436%	

894-TEXAS YOUTH COMMISSION-Other Services Unadjusted Goal is 33.0%

FUND TYPE	TOTAL EXPENDITURES	TOTAL SPENT WITH NON-HUBS AMOUNT/%	TOTAL SPENT WITH *ADJ. HUBS 33.0% AMOUNT/%	**ADJUSTED HUB GOAL 33.0%					
				ASIAN PACIFIC AMOUNT/%	BLACK AMOUNT/%	HISPANIC AMOUNT/%	NATIVE AMERICAN AMOUNT/%	WOMAN AMOUNT/%	
T	\$12,104,904	\$11,528,583/95.2%	\$576,341/4.77%	\$177/.001%	\$320,121/2.64%	\$12,601/.103%		\$57/.000%	\$248,483/2.02%
N									
S	***	***	\$37,794/10.3%		\$30,410/8.28%	\$1,308/.357%			\$6,075/1.65%
-TC	\$388,656	\$328,882/88.6%							
C	\$11,736,247	\$11,197,700/95.3%	\$540,547/4.60%	\$177/.001%	\$289,711/2.46%	\$11,192/.085%		\$67/.000%	\$238,408/2.03%

894-TEXAS YOUTH COMMISSION-Commodity Purchasing Unadjusted Goal is 12.6%

FUND TYPE	TOTAL EXPENDITURES	TOTAL SPENT WITH NON-HUBS AMOUNT/%	TOTAL SPENT WITH *ADJ. HUBS 11.5% AMOUNT/%	TOTAL SPENT WITH *OTHER HUBS 1.1% AMOUNT/%	**ADJUSTED HUB GOAL 11.5%			*OTHER HUB GOAL 1.1%	
					BLACK AMOUNT/%	HISPANIC AMOUNT/%	WOMAN AMOUNT/%	ASIAN PACIFIC AMOUNT/%	NATIVE AMERICAN AMOUNT/%
T	\$19,297,182	\$16,179,980/83.8%	\$2,447,977/12.6%	\$889,234/3.68%	\$560,925/2.90%	\$563,048/2.91%		\$1,324,002/6.86%	\$859,007/3.41%
N									
S	***	***	\$7,261/24.6%		\$4,954/23.6%	\$34/.165%		\$2,271/10.6%	
-TC	\$5,885,580	\$5,717,563/97.1%	\$148,738/2.47%	\$22,378/.380%	\$2,672/.046%	\$42,074/.714%		\$100,990/1.71%	\$21,544/.366%
C	\$13,411,602	\$10,462,417/78.0%	\$2,309,600/17.2%	\$868,854/4.92%	\$563,207/4.19%	\$521,008/3.86%		\$1,226,263/5.13%	\$637,463/4.76%

DB = DEBIT (NEGATIVE AMOUNT) \* = OTHER HUBS \*\* = ADJUSTED HUBS \*\*\* = DOLLARS REPORTED BUT NOT SHOWN IN THESE COLUMNS. SEE COVER LETTER PARA. 4  
T-TREASURY, N-NON-TREASURY, S-SUBCONTRACTOR FUNDS & PROCUREMENT CARD HUB PURCHASES, TC-TERM CONTRACT, C-CONSOLIDATED. SEE PAGE 4 OF HUB REPORT FOR FUND TYPE DESCRIPTION.

698-TEXAS DEPT OF CRIMINAL JUSTICE-Heavy Construction Unadjusted Goal is 11.3%

FUND TYPE	TOTAL EXPENDITURES	TOTAL SPENT WITH NON-HUBS AMOUNT/%	TOTAL SPENT WITH **ADJ. HUBS 8.6%	TOTAL SPENT WITH *OTHER HUBS 5.2%	**ADJUSTED HUB GOAL 8.6%				*OTHER HUB GOAL 6.3%
					ASIAN PACIFIC AMOUNT/%	BLACK AMOUNT/%	HISPANIC AMOUNT/%	NATIVE AMERICAN AMOUNT/%	WOMAN AMOUNT/%
T	\$68	\$68/100%							
N									
S									
-TC									
C	\$68	\$68/100%							

696-TEXAS DEPT OF CRIMINAL JUSTICE-Building Construction Unadjusted Goal is 28.1%

FUND TYPE	TOTAL EXPENDITURES	TOTAL SPENT WITH NON-HUBS	TOTAL SPENT WITH **ADJ. HUBS 25.1%	TOTAL SPENT WITH *OTHER HUBS 1.0%	**ADJUSTED HUB GOAL 25.1%			*OTHER HUB GOAL 1.0%	
					BLACK	HISPANIC	WOMAN	ASIAN PACIFIC	NATIVE AMERICAN
T	\$43,344,817	\$42,784,580/98.7%	\$560,023/1.28%	\$43/.000%	\$1,550/.003%	\$881,224/1.27%	\$7,248/.016%		\$43/.000%
N									
S	***	***	\$1,528,841/3.62%	\$35,388/.081%	\$158,523/.385%	\$104,088/.240%	\$1,264,048/2.91%	\$35,388/.081%	\$43/22.4%
-TC	\$185	\$161/77.5%		\$43/22.4%					
C	\$43,344,422	\$42,784,388/98.7%	\$2,088,684/4.81%	\$35,366/.081%	\$180,073/.389%	\$855,293/1.91%	\$1,271,286/2.93%	\$35,366/.081%	

696-TEXAS DEPT OF CRIMINAL JUSTICE-Special Trade Unadjusted Goal is 57.2%

FUND TYPE	TOTAL EXPENDITURES	TOTAL SPENT WITH NON-HUBS	TOTAL SPENT WITH **ADJ. HUBS 47.0%	TOTAL SPENT WITH *OTHER HUBS 10.2%	**ADJUSTED HUB GOAL 47.0%			*OTHER HUB GOAL 10.2%	
					BLACK	HISPANIC	WOMAN	ASIAN PACIFIC	NATIVE AMERICAN
T	\$1,409,625	\$724,144/51.3%	\$248,877/17.6%	\$436,604/30.9%	\$24,712/1.75%	\$224,264/15.9%	\$19,082/1.35%	\$48,417/3.43%	\$369,034/26.1%
N	\$350	\$380/100%							
S									
-TC	\$61,352	\$2,848/3.60%	\$74,839/91.9%	\$3,665/4.50%		\$74,839/91.8%	\$3,665/4.50%		
C	\$1,328,632	\$721,855/54.3%	\$174,138/13.1%	\$432,839/32.5%	\$24,712/1.86%	\$149,425/11.2%	\$15,387/1.15%	\$48,417/3.64%	\$368,034/27.7%

696-TEXAS DEPT OF CRIMINAL JUSTICE-Professional Services Unadjusted Goal is 20.0%

FUND TYPE	TOTAL EXPENDITURES	TOTAL SPENT WITH NON-HUBS	TOTAL SPENT WITH **ADJ. HUBS 18.1%	TOTAL SPENT WITH *OTHER HUBS 1.8%	**ADJUSTED HUB GOAL 18.1%			*OTHER HUB GOAL 1.8%	
					BLACK	HISPANIC	WOMAN	ASIAN PACIFIC	NATIVE AMERICAN
T	\$7,758,594	\$7,189,026/92.4%	\$589,589/7.59%			\$155,206/2.00%	\$434,363/5.59%		
N	\$5,890	\$5,690/100%							
S	***	***	\$148,045/3.83%	\$144,860/3.72%	\$69,218/1.78%	\$64,749/1.66%	\$15,077/.387%	\$141,505/3.63%	\$3,376/.086%
-TC									
C	\$7,764,285	\$7,174,715/92.4%	\$738,815/9.51%	\$144,860/1.86%	\$69,218/.881%	\$218,956/2.83%	\$449,440/5.78%	\$141,505/1.82%	\$3,375/.043%

696-TEXAS DEPT OF CRIMINAL JUSTICE-Other Services Unadjusted Goal is 33.0%

FUND TYPE	TOTAL EXPENDITURES	TOTAL SPENT WITH NON-HUBS	TOTAL SPENT WITH **ADJ. HUBS 23.0%	**ADJUSTED HUB GOAL 33.0%				
				ASIAN PACIFIC	BLACK	HISPANIC	NATIVE AMERICAN	WOMAN
T	\$45,372,840	\$38,866,038/85.5%	\$6,506,802/14.3%	\$1,487,288/2.23%	\$118,154/.260%	\$467,008/1.00%		\$4,464,452/9.83%
N	\$1,142,003	\$1,001,425/87.6%	\$140,578/12.3%		\$22,797/.060%	\$384/.031%		\$140,213/12.2%
S	***	***	\$833,432/11.2%	\$12,807/.228%	\$72,845/1.29%	\$270,118/4.81%		\$277,659/4.94%
-TC	\$6,300,640	\$6,270,878/98.6%	\$29,762/.472%					\$29,762/.472%
C	\$40,214,303	\$33,596,585/83.5%	\$7,261,150/18.0%	\$1,480,093/3.68%	\$181,364/.476%	\$727,128/1.80%		\$4,852,564/12.0%

696-TEXAS DEPT OF CRIMINAL JUSTICE-Commodity Purchasing Unadjusted Goal is 12.6%

FUND TYPE	TOTAL EXPENDITURES	TOTAL SPENT WITH NON-HUBS	TOTAL SPENT WITH **ADJ. HUBS 11.5%	TOTAL SPENT WITH *OTHER HUBS 1.1%	**ADJUSTED HUB GOAL 11.5%			*OTHER HUB GOAL 1.1%	
					BLACK	HISPANIC	WOMAN	ASIAN PACIFIC	NATIVE AMERICAN
T	\$290,478,853	\$263,158,828/90.5%	\$26,155,254/8.96%	\$2,182,770/7.74%	\$2,077,839/.715%	\$6,944,638/2.39%	\$18,132,975/5.55%	\$2,028,586/.688%	\$133,183/.045%
N	\$3,750,238	\$3,463,759/92.1%	\$281,807/7.49%	\$14,872/.390%	\$22,797/.060%	\$25,008/.066%	\$234,002/6.22%	\$14,251/.379%	\$420/.011%
S	***	***	\$723,775/8.48%	\$12,083/.141%	\$20,199/.236%	\$30,006/.351%	\$873,568/7.87%	\$3,590/.042%	\$4,482/.089%
-TC	\$97,134,942	\$85,812,880/88.4%	\$10,975,882/11.2%	\$250,179/.257%	\$618,780/.634%	\$5,742,035/5.91%	\$4,817,086/4.75%	\$241,866/.249%	\$8,213/.008%
C	\$197,088,149	\$180,709,707/91.5%	\$15,184,954/7.70%	\$1,938,346/.983%	\$1,603,875/.763%	\$1,267,616/.638%	\$12,423,462/6.30%	\$1,805,462/.916%	\$133,883/.067%

DB = DEBIT (NEGATIVE AMOUNT) \* = OTHER HUBS \*\* = ADJUSTED HUBS \*\*\* = DOLLARS REPORTED BUT NOT SHOWN IN THESE COLUMNS. SEE COVER LETTER PARA. 4  
T-TREASURY, N-NON-TREASURY, S-SUBCONTRACTOR FUNDS & PROCUREMENT CARD HUB PURCHASES, TC-TERM CONTRACT, C-CONSOLIDATED. SEE PAGE 4 OF HUB REPORT FOR FUND TYPE DESCRIPTION.

897-TDCJ - Pardons & Paroles Division-Heavy Construction Unadjusted Goal is 11.8%

FUND TYPE	TOTAL EXPENDITURES	TOTAL SPENT WITH NON-HUBS AMOUNT/%	TOTAL SPENT WITH **ADJ. HUBS 8.4%	TOTAL SPENT WITH *OTHER HUBS 5.3%	ASIAN PACIFIC AMOUNT/%	**ADJUSTED HUB GOAL 6.6%	BLACK AMOUNT/%	HISPANIC AMOUNT/%	NATIVE AMERICAN AMOUNT/%	*OTHER HUB GOAL 5.3% WOMAN AMOUNT/%
-----------	--------------------	------------------------------------	-----------------------------------	-----------------------------------	------------------------	--------------------------	----------------	-------------------	--------------------------	-------------------------------------

T  
N  
S  
-TC

897-TDCJ - Pardons & Paroles Division-Building Construction Unadjusted Goal is 26.1%

FUND TYPE	TOTAL EXPENDITURES	TOTAL SPENT WITH NON-HUBS	TOTAL SPENT WITH **ADJ. HUBS 25.1%	TOTAL SPENT WITH *OTHER HUBS 1.0%	BLACK	**ADJUSTED HUB GOAL 25.1%	HISPANIC	WOMAN	ASIAN PACIFIC	NATIVE AMERICAN
-----------	--------------------	---------------------------	------------------------------------	-----------------------------------	-------	---------------------------	----------	-------	---------------	-----------------

T  
N  
S  
-TC

897-TDCJ - Pardons & Paroles Division-Special Trade Unadjusted Goal is 57.2%

FUND TYPE	TOTAL EXPENDITURES	TOTAL SPENT WITH NON-HUBS	TOTAL SPENT WITH **ADJ. HUBS 47.0%	TOTAL SPENT WITH *OTHER HUBS 10.2%	BLACK	**ADJUSTED HUB GOAL 47.0%	HISPANIC	ASIAN PACIFIC	NATIVE AMERICAN	WOMAN
-----------	--------------------	---------------------------	------------------------------------	------------------------------------	-------	---------------------------	----------	---------------	-----------------	-------

T  
N  
S  
-TC

897-TDCJ - Pardons & Paroles Division-Professional Services Unadjusted Goal is 20.0%

FUND TYPE	TOTAL EXPENDITURES	TOTAL SPENT WITH NON-HUBS	TOTAL SPENT WITH **ADJ. HUBS 18.1%	TOTAL SPENT WITH *OTHER HUBS 1.9%	BLACK	**ADJUSTED HUB GOAL 18.1%	HISPANIC	WOMAN	ASIAN PACIFIC	NATIVE AMERICAN
-----------	--------------------	---------------------------	------------------------------------	-----------------------------------	-------	---------------------------	----------	-------	---------------	-----------------

T  
N  
S  
-TC

897-TDCJ - Pardons & Paroles Division-Other Services Unadjusted Goal is 33.0%

FUND TYPE	TOTAL EXPENDITURES	TOTAL SPENT WITH NON-HUBS	TOTAL SPENT WITH **ADJ. HUBS 33.0%	ASIAN PACIFIC	BLACK	**ADJUSTED HUB GOAL 33.0%	HISPANIC	NATIVE AMERICAN	WOMAN
-----------	--------------------	---------------------------	------------------------------------	---------------	-------	---------------------------	----------	-----------------	-------

T  
N  
S  
-TC

897-TDCJ - Pardons & Paroles Division-Commodity Purchasing Unadjusted Goal is 12.6%

FUND TYPE	TOTAL EXPENDITURES	TOTAL SPENT WITH NON-HUBS	TOTAL SPENT WITH **ADJ. HUBS 11.5%	TOTAL SPENT WITH *OTHER HUBS 1.1%	BLACK	**ADJUSTED HUB GOAL 11.5%	HISPANIC	WOMAN	ASIAN PACIFIC	NATIVE AMERICAN
-----------	--------------------	---------------------------	------------------------------------	-----------------------------------	-------	---------------------------	----------	-------	---------------	-----------------

T  
N  
S  
-TC

\$331 \$331/100 %

\$331 \$331/100 %

DB = DEBIT (NEGATIVE AMOUNT) \* = OTHER HUBS \*\* = ADJUSTED HUBS \*\*\* = DOLLARS REPORTED BUT NOT SHOWN IN THESE COLUMNS. SEE COVER LETTER PARA. 4  
T-TREASURY, N-NON-TREASURY, S-SUBCONTRACTOR FUNDS & PROCUREMENT CARD HUB PURCHASES, TC-TERM CONTRACT, C-CONSOLIDATED. SEE PAGE 4 OF HUB REPORT FOR FUND TYPE DESCRIPTION.

699-LAREDO STATE CENTER (SEE #655)-Heavy Construction Unadjusted Goal is 11.9%

FUND TYPE	TOTAL EXPENDITURES	TOTAL SPENT WITH NON-HUBS AMOUNT/%	TOTAL SPENT WITH **ADJ. HUBS 6.6% AMOUNT/%	TOTAL SPENT WITH *OTHER HUBS 5.3% AMOUNT/%	ASIAN PACIFIC AMOUNT/%	**ADJUSTED HUB GOAL 6.6% BLACK AMOUNT/%	HISPANIC AMOUNT/%	NATIVE AMERICAN AMOUNT/%	*OTHER HUB GOAL 5.3% WOMAN AMOUNT/%
-----------	--------------------	------------------------------------	--	--	------------------------	--	-------------------	--------------------------	--

T  
N  
S  
-TC

C

699-LAREDO STATE CENTER (SEE #655)-Building Construction Unadjusted Goal is 26.1%

FUND TYPE	TOTAL EXPENDITURES	TOTAL SPENT WITH NON-HUBS	TOTAL SPENT WITH **ADJ. HUBS 26.1%	TOTAL SPENT WITH *OTHER HUBS 1.0%	BLACK	**ADJUSTED HUB GOAL 26.1% HISPANIC	WOMAN	*OTHER HUB GOAL 1.0% ASIAN PACIFIC	NATIVE AMERICAN
-----------	--------------------	---------------------------	------------------------------------	-----------------------------------	-------	---------------------------------------	-------	---------------------------------------	-----------------

T  
N  
S  
-TC

C

699-LAREDO STATE CENTER (SEE #655)-Special Trade Unadjusted Goal is 57.2%

FUND TYPE	TOTAL EXPENDITURES	TOTAL SPENT WITH NON-HUBS	TOTAL SPENT WITH **ADJ. HUBS 47.0%	TOTAL SPENT WITH *OTHER HUBS 10.2%	BLACK	**ADJUSTED HUB GOAL 47.0% HISPANIC	ASIAN PACIFIC	NATIVE AMERICAN	WOMAN
-----------	--------------------	---------------------------	------------------------------------	------------------------------------	-------	---------------------------------------	---------------	-----------------	-------

T  
N  
S  
-TC

C

699-LAREDO STATE CENTER (SEE #655)-Professional Services Unadjusted Goal is 20.0%

FUND TYPE	TOTAL EXPENDITURES	TOTAL SPENT WITH NON-HUBS	TOTAL SPENT WITH **ADJ. HUBS 18.1%	TOTAL SPENT WITH *OTHER HUBS 1.9%	BLACK	**ADJUSTED HUB GOAL 18.1% HISPANIC	WOMAN	*OTHER HUB GOAL 1.9% ASIAN PACIFIC	NATIVE AMERICAN
-----------	--------------------	---------------------------	------------------------------------	-----------------------------------	-------	---------------------------------------	-------	---------------------------------------	-----------------

T  
N  
S  
-TC

C

699-LAREDO STATE CENTER (SEE #655)-Other Services Unadjusted Goal is 33.0%

FUND TYPE	TOTAL EXPENDITURES	TOTAL SPENT WITH NON-HUBS	TOTAL SPENT WITH **ADJ. HUBS 13.0%	ASIAN PACIFIC	**ADJUSTED HUB GOAL 33.0% BLACK	HISPANIC	NATIVE AMERICAN	WOMAN
-----------	--------------------	---------------------------	------------------------------------	---------------	------------------------------------	----------	-----------------	-------

T  
N  
S  
-TC

C

699-LAREDO STATE CENTER (SEE #655)-Commodity Purchasing Unadjusted Goal is 12.8%

FUND TYPE	TOTAL EXPENDITURES	TOTAL SPENT WITH NON-HUBS	TOTAL SPENT WITH **ADJ. HUBS 11.5%	TOTAL SPENT WITH *OTHER HUBS 1.1%	BLACK	**ADJUSTED HUB GOAL 11.5% HISPANIC	WOMAN	*OTHER HUB GOAL 1.1% ASIAN PACIFIC	NATIVE AMERICAN
-----------	--------------------	---------------------------	------------------------------------	-----------------------------------	-------	---------------------------------------	-------	---------------------------------------	-----------------

T  
N  
S  
-TC

C

\$11,092      \$8,469/76.3%      \$2,623/23.6%      \$2,623/23.6%

DB = DEBIT (NEGATIVE AMOUNT) \* = OTHER HUBS \*\* = ADJUSTED HUBS \*\*\* = DOLLARS REPORTED BUT NOT SHOWN IN THESE COLUMNS. SEE COVER LETTER PARA. 4  
T-TREASURY, N-NON-TREASURY, S-SUBCONTRACTOR FUNDS & PROCUREMENT CARD HUB PURCHASES, TC-TERM CONTRACT, C-CONSOLIDATED. SEE PAGE 4 OF HUB REPORT FOR FUND TYPE DESCRIPTION.



701-TEXAS EDUCATION AGENCY-Heavy Construction Unadjusted Goal is 11.5%

FUND TYPE	TOTAL EXPENDITURES	TOTAL SPENT WITH NON-HUBS AMOUNT/%	TOTAL SPENT WITH ADJ. HUBS 8.3% AMOUNT/%	TOTAL SPENT WITH OTHER HUBS 5.3% AMOUNT/%	ASIAN PACIFIC AMOUNT/%	**ADJUSTED HUB GOAL 8.6% BLACK AMOUNT/%	HISPANIC AMOUNT/%	NATIVE AMERICAN AMOUNT/%	*OTHER HUB GOAL 6.3% WOMAN AMOUNT/%
-----------	--------------------	------------------------------------	--	---	------------------------	--	-------------------	--------------------------	--

T  
N  
S  
-TC

701-TEXAS EDUCATION AGENCY-Building Construction Unadjusted Goal is 26.1%

FUND TYPE	TOTAL EXPENDITURES	TOTAL SPENT WITH NON-HUBS	TOTAL SPENT WITH ADJ. HUBS 25.1%	TOTAL SPENT WITH OTHER HUBS 1.5%	BLACK	**ADJUSTED HUB GOAL 25.1% HISPANIC	WOMAN	*OTHER HUB GOAL 1.0% ASIAN PACIFIC	NATIVE AMERICAN
-----------	--------------------	---------------------------	----------------------------------	----------------------------------	-------	---------------------------------------	-------	---------------------------------------	-----------------

T  
N  
S  
-TC

701-TEXAS EDUCATION AGENCY-Special Trade Unadjusted Goal is 57.2%

FUND TYPE	TOTAL EXPENDITURES	TOTAL SPENT WITH NON-HUBS	TOTAL SPENT WITH ADJ. HUBS 47.0%	TOTAL SPENT WITH OTHER HUBS 10.2%	BLACK	**ADJUSTED HUB GOAL 47.0% HISPANIC	ASIAN PACIFIC	NATIVE AMERICAN	WOMAN
-----------	--------------------	---------------------------	----------------------------------	-----------------------------------	-------	---------------------------------------	---------------	-----------------	-------

T  
N  
S  
-TC

701-TEXAS EDUCATION AGENCY-Professional Services Unadjusted Goal is 20.0%

FUND TYPE	TOTAL EXPENDITURES	TOTAL SPENT WITH NON-HUBS	TOTAL SPENT WITH ADJ. HUBS 18.1%	TOTAL SPENT WITH OTHER HUBS 1.9%	BLACK	**ADJUSTED HUB GOAL 18.1% HISPANIC	WOMAN	*OTHER HUB GOAL 1.9% ASIAN PACIFIC	NATIVE AMERICAN
-----------	--------------------	---------------------------	----------------------------------	----------------------------------	-------	---------------------------------------	-------	---------------------------------------	-----------------

T  
N  
S  
-TC

701-TEXAS EDUCATION AGENCY-Other Services Unadjusted Goal is 33.0%

FUND TYPE	TOTAL EXPENDITURES	TOTAL SPENT WITH NON-HUBS	TOTAL SPENT WITH ADJ. HUBS 33.0%	ASIAN PACIFIC	BLACK	**ADJUSTED HUB GOAL 33.0% HISPANIC	NATIVE AMERICAN	WOMAN
-----------	--------------------	---------------------------	----------------------------------	---------------	-------	---------------------------------------	-----------------	-------

T  
N  
S  
-TC

701-TEXAS EDUCATION AGENCY-Commodity Purchasing Unadjusted Goal is 12.6%

FUND TYPE	TOTAL EXPENDITURES	TOTAL SPENT WITH NON-HUBS	TOTAL SPENT WITH ADJ. HUBS 11.5%	TOTAL SPENT WITH OTHER HUBS 1.1%	BLACK	**ADJUSTED HUB GOAL 11.5% HISPANIC	WOMAN	*OTHER HUB GOAL 1.1% ASIAN PACIFIC	NATIVE AMERICAN
-----------	--------------------	---------------------------	----------------------------------	----------------------------------	-------	---------------------------------------	-------	---------------------------------------	-----------------

T  
N  
S  
-TC

DB = DEBIT (NEGATIVE AMOUNT) \* = OTHER HUBS \*\* = ADJUSTED HUBS \*\*\* = DOLLARS REPORTED BUT NOT SHOWN IN THESE COLUMNS. SEE COVER LETTER PARA. 4  
T=TREASURY, N=NON-TREASURY, S=SUBCONTRACTOR FUNDS & PROCUREMENT CARD HUB PURCHASES, TC=TERM CONTRACT, C=CONSOLIDATED. SEE PAGE 4 OF HUB REPORT FOR FUND TYPE DESCRIPTION.

703-STATE BOARD OF EDUCATOR (SEE #705)-Heavy Construction Unadjusted Goal is 11.8%

FUND TYPE	TOTAL EXPENDITURES	TOTAL SPENT WITH NON-HUBS AMOUNT/%	TOTAL SPENT WITH **ADJ. HUBS 6.5%	TOTAL SPENT WITH *OTHER HUBS 5.3%	ASIAN PACIFIC AMOUNT/%	BLACK AMOUNT/%	HISPANIC AMOUNT/%	NATIVE AMERICAN AMOUNT/%	*OTHER HUB GOAL 5.3% WOMAN AMOUNT/%
-----------	--------------------	------------------------------------	-----------------------------------	-----------------------------------	------------------------	----------------	-------------------	--------------------------	-------------------------------------

T  
N  
S  
-TC

C

703-STATE BOARD OF EDUCATOR (SEE #705)-Building Construction Unadjusted Goal is 28.1%

FUND TYPE	TOTAL EXPENDITURES	TOTAL SPENT WITH NON-HUBS	TOTAL SPENT WITH **ADJ. HUBS 28.1%	TOTAL SPENT WITH *OTHER HUBS 1.0%	BLACK	HISPANIC	WOMAN	*OTHER HUB GOAL 1.0% ASIAN PACIFIC NATIVE AMERICAN
-----------	--------------------	---------------------------	------------------------------------	-----------------------------------	-------	----------	-------	--

T  
N  
S  
-TC

C

703-STATE BOARD OF EDUCATOR (SEE #705)-Special Trade Unadjusted Goal is 57.2%

FUND TYPE	TOTAL EXPENDITURES	TOTAL SPENT WITH NON-HUBS	TOTAL SPENT WITH **ADJ. HUBS 47.0%	TOTAL SPENT WITH *OTHER HUBS 10.2%	BLACK	HISPANIC	ASIAN PACIFIC	NATIVE AMERICAN	WOMAN
-----------	--------------------	---------------------------	------------------------------------	------------------------------------	-------	----------	---------------	-----------------	-------

T  
N  
S  
-TC

C

703-STATE BOARD OF EDUCATOR (SEE #705)-Professional Services Unadjusted Goal is 20.0%

FUND TYPE	TOTAL EXPENDITURES	TOTAL SPENT WITH NON-HUBS	TOTAL SPENT WITH **ADJ. HUBS 18.1%	TOTAL SPENT WITH *OTHER HUBS 1.9%	BLACK	HISPANIC	WOMAN	*OTHER HUB GOAL 1.9% ASIAN PACIFIC NATIVE AMERICAN
-----------	--------------------	---------------------------	------------------------------------	-----------------------------------	-------	----------	-------	--

T  
N  
S  
-TC

C

703-STATE BOARD OF EDUCATOR (SEE #705)-Other Services Unadjusted Goal is 33.0%

FUND TYPE	TOTAL EXPENDITURES	TOTAL SPENT WITH NON-HUBS	TOTAL SPENT WITH **ADJ. HUBS 33.0%	ASIAN PACIFIC	BLACK	HISPANIC	NATIVE AMERICAN	WOMAN
-----------	--------------------	---------------------------	------------------------------------	---------------	-------	----------	-----------------	-------

T  
N  
S  
-TC

C

703-STATE BOARD OF EDUCATOR (SEE #705)-Commodity Purchasing Unadjusted Goal is 12.8%

FUND TYPE	TOTAL EXPENDITURES	TOTAL SPENT WITH NON-HUBS	TOTAL SPENT WITH **ADJ. HUBS 11.5%	TOTAL SPENT WITH *OTHER HUBS 1.3%	BLACK	HISPANIC	WOMAN	*OTHER HUB GOAL 1.1% ASIAN PACIFIC NATIVE AMERICAN
-----------	--------------------	---------------------------	------------------------------------	-----------------------------------	-------	----------	-------	--

T  
N  
S  
-TC

C

\$9,053

\$9,053/100 %

\$9,053/100 %

\$9,053

\$9,053/100 %

\$9,053/100 %

DB = DEBIT (NEGATIVE AMOUNT) \* = OTHER HUBS \*\* = ADJUSTED HUBS \*\*\* = DOLLARS REPORTED BUT NOT SHOWN IN THESE COLUMNS. SEE COVER LETTER PARA. 4  
T-TREASURY, N-NON-TREASURY, S-SUBCONTRACTOR FUNDS & PROCUREMENT CARD HUB PURCHASES, TC-TERM CONTRACT, C-CONSOLIDATED. SEE PAGE 4 OF HUB REPORT FOR FUND TYPE DESCRIPTION.

705-STATE BOARD FOR EDUCAT CERT(SEE#701)-Heavy Construction Unadjusted Goal is 11.8%

FUND TYPE	TOTAL EXPENDITURES	TOTAL SPENT WITH NON-HUBS AMOUNT/%	TOTAL SPENT WITH ADJ HUBS 6.3% AMOUNT/%	TOTAL SPENT WITH OTHER HUBS 5.3% AMOUNT/%	ASIAN PACIFIC AMOUNT/%	BLACK AMOUNT/%	HISPANIC AMOUNT/%	NATIVE AMERICAN AMOUNT/%	*OTHER HUB GOAL 5.3% WOMAN AMOUNT/%
-----------	--------------------	------------------------------------	---	---	------------------------	----------------	-------------------	--------------------------	-------------------------------------

T  
N  
S  
-TC

C

705-STATE BOARD FOR EDUCAT CERT(SEE#701)-Building Construction Unadjusted Goal is 28.1%

FUND TYPE	TOTAL EXPENDITURES	TOTAL SPENT WITH NON-HUBS	TOTAL SPENT WITH ADJ HUBS 25.1%	TOTAL SPENT WITH OTHER HUBS 1.0%	BLACK	HISPANIC	WOMAN	ASIAN PACIFIC	NATIVE AMERICAN
-----------	--------------------	---------------------------	---------------------------------	----------------------------------	-------	----------	-------	---------------	-----------------

T  
N  
S  
-TC

C

705-STATE BOARD FOR EDUCAT CERT(SEE#701)-Special Trade Unadjusted Goal is 57.2%

FUND TYPE	TOTAL EXPENDITURES	TOTAL SPENT WITH NON-HUBS	TOTAL SPENT WITH ADJ HUBS 47.0%	TOTAL SPENT WITH OTHER HUBS 10.2%	BLACK	HISPANIC	ASIAN PACIFIC	NATIVE AMERICAN	WOMAN
-----------	--------------------	---------------------------	---------------------------------	-----------------------------------	-------	----------	---------------	-----------------	-------

T  
N  
S  
-TC

C

705-STATE BOARD FOR EDUCAT CERT(SEE#701)-Professional Services Unadjusted Goal is 20.0%

FUND TYPE	TOTAL EXPENDITURES	TOTAL SPENT WITH NON-HUBS	TOTAL SPENT WITH ADJ HUBS 18.1%	TOTAL SPENT WITH OTHER HUBS 1.9%	BLACK	HISPANIC	WOMAN	ASIAN PACIFIC	NATIVE AMERICAN
-----------	--------------------	---------------------------	---------------------------------	----------------------------------	-------	----------	-------	---------------	-----------------

T  
N  
S  
-TC

C

705-STATE BOARD FOR EDUCAT CERT(SEE#701)-Other Services Unadjusted Goal is 33.0%

FUND TYPE	TOTAL EXPENDITURES	TOTAL SPENT WITH NON-HUBS	TOTAL SPENT WITH ADJ HUBS 33.0%	ASIAN PACIFIC	BLACK	HISPANIC	NATIVE AMERICAN	WOMAN
-----------	--------------------	---------------------------	---------------------------------	---------------	-------	----------	-----------------	-------

T  
N  
S  
-TC

C

705-STATE BOARD FOR EDUCAT CERT(SEE#701)-Commodity Purchasing Unadjusted Goal is 12.8%

FUND TYPE	TOTAL EXPENDITURES	TOTAL SPENT WITH NON-HUBS	TOTAL SPENT WITH ADJ HUBS 11.5%	TOTAL SPENT WITH OTHER HUBS 1.1%	BLACK	HISPANIC	WOMAN	ASIAN PACIFIC	NATIVE AMERICAN
-----------	--------------------	---------------------------	---------------------------------	----------------------------------	-------	----------	-------	---------------	-----------------

T  
N  
S  
-TC

C

DB = DEBIT (NEGATIVE AMOUNT) \* = OTHER HUBS \*\* = ADJUSTED HUBS \*\*\* = DOLLARS REPORTED BUT NOT SHOWN IN THESE COLUMNS. SEE COVER LETTER PARA. 4  
T=TREASURY, N=NON-TREASURY, S=SUBCONTRACTOR FUNDS & PROCUREMENT CARD HUB PURCHASES, TC=TERM CONTRACT, C=CONSOLIDATED. SEE PAGE 4 OF HUB REPORT FOR FUND TYPE DESCRIPTION.

709-TX A&M UNIV SYSTEM HEALTH SCIENCE CT-Heavy Construction Unadjusted Goal is 11.3%

FUND TYPE	TOTAL EXPENDITURES	TOTAL SPENT WITH NON-HUBS AMOUNT/%	TOTAL SPENT WITH **ADJ. HUBS 6.6%	TOTAL SPENT WITH *OTHER HUBS 5.3%	ASIAN PACIFIC AMOUNT/%	**ADJUSTED HUB GOAL 6.6%	BLACK AMOUNT/%	HISPANIC AMOUNT/%	NATIVE AMERICAN AMOUNT/%	*OTHER HUB GOAL 5.3%	WOMAN AMOUNT/%
T											
N	\$2,140	\$2,140/100 %									
S											
TC											
C	\$2,140	\$2,140/100 %									

709-TX A&M UNIV SYSTEM HEALTH SCIENCE CT-Building Construction Unadjusted Goal is 26.1%

FUND TYPE	TOTAL EXPENDITURES	TOTAL SPENT WITH NON-HUBS	TOTAL SPENT WITH **ADJ. HUBS 26.1%	TOTAL SPENT WITH *OTHER HUBS 1.0%	BLACK	**ADJUSTED HUB GOAL 26.1%	HISPANIC	WOMAN	*OTHER HUB GOAL 1.0%	ASIAN PACIFIC	NATIVE AMERICAN
T											
N	\$126,204	\$49,524/39.5%	\$76,680/60.4%				\$75,680/60.4%				
S											
TC											
C	\$126,204	\$49,524/39.5%	\$76,680/60.4%				\$75,680/60.4%				

709-TX A&M UNIV SYSTEM HEALTH SCIENCE CT-Special Trade Unadjusted Goal is 57.2%

FUND TYPE	TOTAL EXPENDITURES	TOTAL SPENT WITH NON-HUBS	TOTAL SPENT WITH **ADJ. HUBS 57.0%	TOTAL SPENT WITH *OTHER HUBS 10.4%	BLACK	**ADJUSTED HUB GOAL 47.0%	HISPANIC	ASIAN PACIFIC	*OTHER HUB GOAL 10.4%	NATIVE AMERICAN	WOMAN
T	\$4,038	\$4,038/100 %									
N	\$441,025	\$204,394/46.0%	\$138,840/30.9%				\$136,640/30.5%				
S											
TC											
C	\$445,063	\$308,423/69.2%	\$138,840/30.7%				\$136,640/30.7%				

709-TX A&M UNIV SYSTEM HEALTH SCIENCE CT-Professional Services Unadjusted Goal is 20.0%

FUND TYPE	TOTAL EXPENDITURES	TOTAL SPENT WITH NON-HUBS	TOTAL SPENT WITH **ADJ. HUBS 18.1%	TOTAL SPENT WITH *OTHER HUBS 1.9%	BLACK	**ADJUSTED HUB GOAL 18.1%	HISPANIC	WOMAN	*OTHER HUB GOAL 1.9%	ASIAN PACIFIC	NATIVE AMERICAN
T	\$2,906	\$2,906/100 %									
N	\$413,844	\$413,844/100 %									
S											
TC	\$13	\$13/100 %									
C	\$416,836	\$416,836/100 %									

709-TX A&M UNIV SYSTEM HEALTH SCIENCE CT-Other Services Unadjusted Goal is 33.0%

FUND TYPE	TOTAL EXPENDITURES	TOTAL SPENT WITH NON-HUBS	TOTAL SPENT WITH **ADJ. HUBS 33.0%	TOTAL SPENT WITH *OTHER HUBS 1.3%	ASIAN PACIFIC	**ADJUSTED HUB GOAL 33.0%	BLACK	HISPANIC	NATIVE AMERICAN	WOMAN
T	\$3,488,485	\$3,489,716/99.7%	\$8,768/.250%					\$388/.011%		\$8,383/.239%
N	\$1,724,490	\$1,698,614/98.3%	\$27,878/1.61%				\$2,518/.146%	\$2,615/.151%	\$2,181/.126%	\$20,559/1.19%
S										
TC	\$22,301	\$21,841/97.9%	\$460/2.06%							\$460/2.06%
C	\$5,200,874	\$5,194,488/99.3%	\$36,184/.695%				\$2,519/.048%	\$3,000/.057%	\$2,181/.042%	\$26,462/.547%

709-TX A&M UNIV SYSTEM HEALTH SCIENCE CT-Commodity Purchasing Unadjusted Goal is 12.6%

FUND TYPE	TOTAL EXPENDITURES	TOTAL SPENT WITH NON-HUBS	TOTAL SPENT WITH **ADJ. HUBS 11.5%	TOTAL SPENT WITH *OTHER HUBS 1.1%	BLACK	**ADJUSTED HUB GOAL 11.5%	HISPANIC	WOMAN	*OTHER HUB GOAL 1.1%	ASIAN PACIFIC	NATIVE AMERICAN
T	\$1,427,530	\$1,323,770/92.7%	\$77,048/5.39%					\$72,266/5.06%		\$26,712/1.87%	
N	\$5,512,427	\$5,337,258/96.6%	\$168,888/3.06%				\$6,280/.113%	\$22,047/.400%	\$140,542/2.54%	\$5,340/.096%	\$940/.017%
S											
TC	\$75,779	\$74,784/98.4%	\$408/.536%				\$408/.536%			\$618/.816%	
C	\$6,884,178	\$6,586,273/95.9%	\$245,528/3.57%				\$32,375/.471%	\$10,411/.161%	\$22,308/.325%	\$212,809/3.10%	\$31,434/.456%

DB = DEBIT (NEGATIVE AMOUNT) \* = OTHER HUBS \*\* = ADJUSTED HUBS \*\*\* = DOLLARS REPORTED BUT NOT SHOWN IN THESE COLUMNS. SEE COVER LETTER PARA. 4  
T=TREASURY, N=NON-TREASURY, S=SUBCONTRACTOR FUNDS & PROCUREMENT CARD HUB PURCHASES, TC=TERM CONTRACT, C=CONSOLIDATED. SEE PAGE 4 OF HUB REPORT FOR FUND TYPE DESCRIPTION.

710-TEXAS A & M UNIVERSITY SYSTEM-Heavy Construction Unadjusted Goal is 11.9%

FUND TYPE	TOTAL EXPENDITURES	TOTAL SPENT WITH NON-HUBS AMOUNT/%	TOTAL SPENT WITH **ADJ. HUBS 8.6%	TOTAL SPENT WITH *OTHER HUBS 3.3%	**ADJUSTED HUB GOAL 8.6%				*OTHER HUB GOAL 5.1% WOMAN AMOUNT/%
					ASIAN PACIFIC AMOUNT/%	BLACK AMOUNT/%	HISPANIC AMOUNT/%	NATIVE AMERICAN AMOUNT/%	

T									
N									
S									
-TC									
C									

710-TEXAS A & M UNIVERSITY SYSTEM-Building Construction Unadjusted Goal is 26.1%

FUND TYPE	TOTAL EXPENDITURES	TOTAL SPENT WITH NON-HUBS	TOTAL SPENT WITH **ADJ. HUBS 25.1%	TOTAL SPENT WITH *OTHER HUBS 1.0%	**ADJUSTED HUB GOAL 25.1%			*OTHER HUB GOAL 1.0%	
					BLACK	HISPANIC	WOMAN	ASIAN PACIFIC	NATIVE AMERICAN

T									
N	\$102,748,170	\$100,877,063/98.2%	\$1,040,735/1.01%	\$731,351/.711%	\$4,141/.004%	\$53,778/.052%	\$972,815/.946%	\$72,577/.703%	\$8,674/.008%
S	***	***	\$3,308,012/3.21%	\$72,636/.070%	\$7,263/.007%	\$2,803,436/2.72%	\$493,307/.480%	\$72,636/.070%	
-TC									
C	\$102,748,170	\$100,977,063/98.2%	\$4,348,747/4.22%	\$803,867/.782%	\$11,410/.011%	\$2,867,214/2.79%	\$1,486,122/1.42%	\$786,213/.774%	\$8,674/.008%

710-TEXAS A & M UNIVERSITY SYSTEM-Special Trade Unadjusted Goal is 57.2%

FUND TYPE	TOTAL EXPENDITURES	TOTAL SPENT WITH NON-HUBS	TOTAL SPENT WITH **ADJ. HUBS 47.2%	TOTAL SPENT WITH *OTHER HUBS 10.2%	**ADJUSTED HUB GOAL 47.0%			*OTHER HUB GOAL 10.2%	
					BLACK	HISPANIC	WOMAN	ASIAN PACIFIC	NATIVE AMERICAN

T									
N									
S									
-TC									
C									

710-TEXAS A & M UNIVERSITY SYSTEM-Professional Services Unadjusted Goal is 20.0%

FUND TYPE	TOTAL EXPENDITURES	TOTAL SPENT WITH NON-HUBS	TOTAL SPENT WITH **ADJ. HUBS 14.1%	TOTAL SPENT WITH *OTHER HUBS 1.9%	**ADJUSTED HUB GOAL 18.1%			*OTHER HUB GOAL 1.9%	
					BLACK	HISPANIC	WOMAN	ASIAN PACIFIC	NATIVE AMERICAN

T	\$1,880	\$1,880/100%							
N	\$38,444	\$38,444/100%							
S									
-TC									
C	\$41,335	\$41,335/100%							

710-TEXAS A & M UNIVERSITY SYSTEM-Other Services Unadjusted Goal is 33.0%

FUND TYPE	TOTAL EXPENDITURES	TOTAL SPENT WITH NON-HUBS	TOTAL SPENT WITH **ADJ. HUBS 33.0%	**ADJUSTED HUB GOAL 33.0%			
				ASIAN PACIFIC	BLACK	HISPANIC	NATIVE AMERICAN

T	\$411,704	\$408,285/99.4%	\$2,408/.585%					\$2,408/.585%
N	\$1,344,052	\$1,284,804/95.5%	\$59,248/4.40%	\$20/.001%		\$3,260/.242%		\$55,867/4.16%
S								
-TC								
C	\$1,755,757	\$1,694,100/96.4%	\$61,657/3.51%	\$20/.001%		\$3,260/.185%		\$58,376/3.32%

710-TEXAS A & M UNIVERSITY SYSTEM-Commodity Purchasing Unadjusted Goal is 12.6%

FUND TYPE	TOTAL EXPENDITURES	TOTAL SPENT WITH NON-HUBS	TOTAL SPENT WITH **ADJ. HUBS 11.5%	TOTAL SPENT WITH *OTHER HUBS 1.1%	**ADJUSTED HUB GOAL 11.6%			*OTHER HUB GOAL 1.1%	
					BLACK	HISPANIC	WOMAN	ASIAN PACIFIC	NATIVE AMERICAN

T	\$87,998	\$72,560/82.4%	\$9,838/11.1%	\$5,596/6.35%			\$9,838/11.1%	\$6,688/6.35%
N	\$5,911,572	\$5,882,016/98.1%	\$213,713/3.61%	\$15,841/.268%		\$67,915/1.14%	\$145,798/2.48%	\$15,841/.268%
S								
-TC								
C	\$5,998,668	\$5,758,677/95.9%	\$223,662/3.72%	\$21,427/.357%		\$67,915/1.13%	\$155,637/2.58%	\$21,427/.357%

DB = DEBIT (NEGATIVE AMOUNT) \* = OTHER HUBS \*\* = ADJUSTED HUBS \*\*\* = DOLLARS REPORTED BUT NOT SHOWN IN THESE COLUMNS. SEE COVER LETTER PARA. 4  
T-TREASURY, N=NON-TREASURY, S=SUBCONTRACTOR FUNDS & PROCUREMENT CARD HUB PURCHASES, TC=TERM CONTRACT, C=CONSOLIDATED. SEE PAGE 4 OF HUB REPORT FOR FUND TYPE DESCRIPTION.

711-TEXAS A & M UNIVERSITY (MAIN UNIV)-Heavy Construction Unadjusted Goal is 11.9%

FUND TYPE	TOTAL EXPENDITURES	TOTAL SPENT WITH NON-HUBS AMOUNT/%	TOTAL SPENT WITH **ADJ. HUBS 6.6% AMOUNT/%	TOTAL SPENT WITH *OTHER HUBS 5.3% AMOUNT/%	**ADJUSTED HUB GOAL 6.6%				*OTHER HUB GOAL 5.3%
					ASIAN PACIFIC AMOUNT/%	BLACK AMOUNT/%	HISPANIC AMOUNT/%	NATIVE AMERICAN AMOUNT/%	WOMAN AMOUNT/%
T									
N	\$35,751	\$4,671/13.0%		\$31,080/86.9%					\$31,080/86.9%
S									
-TC									
C	\$35,751	\$4,671/13.0%		\$31,080/86.9%					\$31,080/86.9%

711-TEXAS A & M UNIVERSITY (MAIN UNIV)-Building Construction Unadjusted Goal is 26.1%

FUND TYPE	TOTAL EXPENDITURES	TOTAL SPENT WITH NON-HUBS	TOTAL SPENT WITH **ADJ. HUBS 26.1%	TOTAL SPENT WITH *OTHER HUBS 1.0%	**ADJUSTED HUB GOAL 26.1%			*OTHER HUB GOAL 1.0%	
					BLACK	HISPANIC	WOMAN	ASIAN PACIFIC	NATIVE AMERICAN
T									
N	\$51,059	\$5,134/10.0%	\$45,926/89.9%				\$45,925/89.9%		
S									
-TC									
C	\$51,059	\$5,134/10.0%	\$45,925/89.9%				\$45,925/89.9%		

711-TEXAS A & M UNIVERSITY (MAIN UNIV)-Special Trade Unadjusted Goal is 57.2%

FUND TYPE	TOTAL EXPENDITURES	TOTAL SPENT WITH NON-HUBS	TOTAL SPENT WITH **ADJ. HUBS 47.0%	TOTAL SPENT WITH *OTHER HUBS 10.2%	**ADJUSTED HUB GOAL 47.0%		*OTHER HUB GOAL 10.2%		
					BLACK	HISPANIC	ASIAN PACIFIC	NATIVE AMERICAN	WOMAN
T	\$1,633	\$1,633/100%							
N	\$970,922	\$965,082/99.3%	\$4,000/.412%	\$1,860/.191%		\$4,000/.412%	\$1,860/.191%		
S									
-TC									
C	\$972,555	\$965,695/98.3%	\$4,000/.411%	\$1,860/.191%		\$4,000/.411%	\$1,860/.191%		

711-TEXAS A & M UNIVERSITY (MAIN UNIV)-Professional Services Unadjusted Goal is 20.0%

FUND TYPE	TOTAL EXPENDITURES	TOTAL SPENT WITH NON-HUBS	TOTAL SPENT WITH **ADJ. HUBS 15.1%	TOTAL SPENT WITH *OTHER HUBS 1.8%	**ADJUSTED HUB GOAL 15.1%			*OTHER HUB GOAL 1.8%	
					BLACK	HISPANIC	WOMAN	ASIAN PACIFIC	NATIVE AMERICAN
T	\$9,272	\$9,272/100%							
N	\$2,339,863	\$2,339,863/100%							
S									
-TC									
C	\$2,348,935	\$2,348,935/100%							

711-TEXAS A & M UNIVERSITY (MAIN UNIV)-Other Services Unadjusted Goal is 33.0%

FUND TYPE	TOTAL EXPENDITURES	TOTAL SPENT WITH NON-HUBS	TOTAL SPENT WITH **ADJ. HUBS 33.0%	**ADJUSTED HUB GOAL 33.0%				
				ASIAN PACIFIC	BLACK	HISPANIC	NATIVE AMERICAN	WOMAN
T	\$1,305,777	\$1,283,958/98.3%	\$21,821/1.67%					\$9,056/.693%
N	\$24,224,778	\$23,808,992/97.4%	\$816,686/2.64%	\$85/.000%	\$32,247/.133%	\$72,324/.286%		\$512,048/2.11%
S								
-TC	\$46,355	\$46,355/100%						
C	\$25,484,200	\$24,845,683/97.4%	\$838,506/2.50%	\$85/.000%	\$32,247/.128%	\$85,089/.332%		\$521,105/2.04%

711-TEXAS A & M UNIVERSITY (MAIN UNIV)-Commodity Purchasing Unadjusted Goal is 12.6%

FUND TYPE	TOTAL EXPENDITURES	TOTAL SPENT WITH NON-HUBS	TOTAL SPENT WITH **ADJ. HUBS 11.5%	TOTAL SPENT WITH *OTHER HUBS 1.1%	**ADJUSTED HUB GOAL 11.5%			*OTHER HUB GOAL 1.1%	
					BLACK	HISPANIC	WOMAN	ASIAN PACIFIC	NATIVE AMERICAN
T	\$7,867,765	\$6,816,333/85.5%	\$620,376/7.78%						
N	\$70,686,463	\$65,614,071/92.8%	\$4,311,304/6.09%	\$172,461/.244%	\$913,132/1.28%	\$3,225,710/4.56%	\$529,062/8.63%	\$782,376/1.07%	
S	***	***	\$104,782/.517%					\$711/.001%	
-TC	\$812,305	\$599,503/73.9%	\$9,994/1.83%		\$279/.045%	\$5,714/1.58%	\$2,807/.458%		
C	\$78,043,823	\$71,832,901/92.0%	\$5,026,471/6.44%	\$176,293/.225%	\$1,284,720/1.64%	\$3,565,457/4.56%	\$1,288,622/1.65%	\$711/.000%	

DB = DEBIT (NEGATIVE AMOUNT) \* = OTHER HUBS \*\* = ADJUSTED HUBS \*\*\* = DOLLARS REPORTED BUT NOT SHOWN IN THESE COLUMNS. SEE COVER LETTER PARA. 4  
T-TREASURY, N-NON-TREASURY, S-SUBCONTRACTOR FUNDS & PROCUREMENT CARD HUB PURCHASES, TC-TERM CONTRACT, C-CONSOLIDATED. SEE PAGE 4 OF HUB REPORT FOR FUND TYPE DESCRIPTION.

712-TX ENGINEERING EXPERIMENT STATION-Heavy Construction Unadjusted Goal is 11.9%

FUND TYPE	TOTAL EXPENDITURES	TOTAL SPENT WITH NON-HUBS AMOUNT/%	TOTAL SPENT WITH **ADJ. HUBS 6.6% AMOUNT/%	TOTAL SPENT WITH *OTHER HUBS 5.2% AMOUNT/%	ASIAN PACIFIC AMOUNT/%	**ADJUSTED HUB GOAL 6.6% BLACK AMOUNT/%	HISPANIC AMOUNT/%	NATIVE AMERICAN AMOUNT/%	*OTHER HUB GOAL 6.3% WOMAN AMOUNT/%
-----------	--------------------	------------------------------------	--	--	------------------------	---	-------------------	--------------------------	-------------------------------------

T									
N									
S									
-TC									
C									

712-TX ENGINEERING EXPERIMENT STATION-Building Construction Unadjusted Goal is 28.1%

FUND TYPE	TOTAL EXPENDITURES	TOTAL SPENT WITH NON-HUBS	TOTAL SPENT WITH **ADJ. HUBS 25.1% AMOUNT/%	TOTAL SPENT WITH *OTHER HUBS 1.6% AMOUNT/%	BLACK	**ADJUSTED HUB GOAL 25.1% HISPANIC	WOMAN	*OTHER HUB GOAL 1.0% ASIAN PACIFIC	NATIVE AMERICAN
-----------	--------------------	---------------------------	---	--	-------	------------------------------------	-------	------------------------------------	-----------------

T	\$43308		\$43308			\$43308			
N	\$162,193	\$4,523/2.78%	\$157,669/97.2%			\$157,669/97.2%			
S									
-TC									
C	\$161,789	\$4,523/2.79%	\$157,236/97.2%			\$157,236/97.2%			

712-TX ENGINEERING EXPERIMENT STATION-Special Trade Unadjusted Goal is 57.2%

FUND TYPE	TOTAL EXPENDITURES	TOTAL SPENT WITH NON-HUBS	TOTAL SPENT WITH **ADJ. HUBS 47.0% AMOUNT/%	TOTAL SPENT WITH *OTHER HUBS 10.2% AMOUNT/%	BLACK	**ADJUSTED HUB GOAL 47.0% HISPANIC	ASIAN PACIFIC	NATIVE AMERICAN	WOMAN
-----------	--------------------	---------------------------	---	---	-------	------------------------------------	---------------	-----------------	-------

T	\$504	\$70/13.9%	\$433/86.0%			\$433/86.0%			
N	\$228,946	\$216,708/94.6%	\$12,237/5.34%			\$12,237/5.34%			
S									
-TC									
C	\$228,450	\$216,778/94.4%	\$12,671/5.52%			\$12,671/5.52%			

712-TX ENGINEERING EXPERIMENT STATION-Professional Services Unadjusted Goal is 20.0%

FUND TYPE	TOTAL EXPENDITURES	TOTAL SPENT WITH NON-HUBS	TOTAL SPENT WITH **ADJ. HUBS 18.1% AMOUNT/%	TOTAL SPENT WITH *OTHER HUBS 1.9% AMOUNT/%	BLACK	**ADJUSTED HUB GOAL 18.1% HISPANIC	WOMAN	*OTHER HUB GOAL 1.8% ASIAN PACIFIC	NATIVE AMERICAN
-----------	--------------------	---------------------------	---	--	-------	------------------------------------	-------	------------------------------------	-----------------

T	\$5,960	\$5,960/100%							
N									
S									
-TC									
C	\$5,960	\$5,960/100%							

712-TX ENGINEERING EXPERIMENT STATION-Other Services Unadjusted Goal is 33.0%

FUND TYPE	TOTAL EXPENDITURES	TOTAL SPENT WITH NON-HUBS	TOTAL SPENT WITH **ADJ. HUBS 33.0% AMOUNT/%	ASIAN PACIFIC	BLACK	**ADJUSTED HUB GOAL 33.0% HISPANIC	NATIVE AMERICAN	WOMAN
-----------	--------------------	---------------------------	---	---------------	-------	------------------------------------	-----------------	-------

T	\$33,257	\$33,257/100%						
N	\$2,101,585	\$1,912,196/90.9%	\$189,388/8.01%		\$1,225/.058%	\$138,400/6.49%		\$51,743/2.46%
S								
-TC	\$60,035	\$60,036/100%						
C	\$2,074,787	\$1,885,418/90.8%	\$189,368/9.12%		\$1,225/.058%	\$138,400/6.57%		\$51,743/2.49%

712-TX ENGINEERING EXPERIMENT STATION-Commodity Purchasing Unadjusted Goal is 12.8%

FUND TYPE	TOTAL EXPENDITURES	TOTAL SPENT WITH NON-HUBS	TOTAL SPENT WITH **ADJ. HUBS 11.5% AMOUNT/%	TOTAL SPENT WITH *OTHER HUBS 1.1% AMOUNT/%	BLACK	**ADJUSTED HUB GOAL 11.5% HISPANIC	WOMAN	*OTHER HUB GOAL 1.1% ASIAN PACIFIC	NATIVE AMERICAN
-----------	--------------------	---------------------------	---	--	-------	------------------------------------	-------	------------------------------------	-----------------

T	\$235,836	\$229,811/98.0%	\$1,054/.356%	\$4,770/1.61%		\$28/.009%	\$1,025/.346%	\$4,770/1.61%	
N	\$8,380,145	\$7,942,726/94.6%	\$405,608/4.84%	\$40,807/4.88%	\$3,553/.042%	\$201,663/2.40%	\$201,392/2.40%	\$40,807/4.88%	
S									
-TC	\$182,999	\$182,899/100%							
C	\$8,501,782	\$8,048,540/94.6%	\$407,663/4.79%	\$45,578/.536%	\$3,553/.041%	\$201,692/2.37%	\$202,417/2.38%	\$45,578/.536%	

DB = DEBIT (NEGATIVE AMOUNT) \* = OTHER HUBS \*\* = ADJUSTED HUBS \*\*\* = DOLLARS REPORTED BUT NOT SHOWN IN THESE COLUMNS. SEE COVER LETTER PARA. 4  
T-TREASURY, N-NON-TREASURY, S-SUBCONTRACTOR FUNDS & PROCUREMENT CARD HUB PURCHASES, TC-TERM CONTRACT, C-CONSOLIDATED. SEE PAGE 4 OF HUB REPORT FOR FUND TYPE DESCRIPTION.

713-TARLETON STATE UNIVERSITY-Heavy Construction Unadjusted Goal is 11.3%

FUND TYPE	TOTAL EXPENDITURES	TOTAL SPENT WITH NON-HUBS AMOUNT/%	TOTAL SPENT WITH **ADJ. HUBS 5.6% AMOUNT/%	TOTAL SPENT WITH *OTHER HUBS 5.3% AMOUNT/%	**ADJUSTED HUB GOAL 5.6%				*OTHER HUB GOAL 5.3%	
					ASIAN PACIFIC AMOUNT/%	BLACK AMOUNT/%	HISPANIC AMOUNT/%	NATIVE AMERICAN AMOUNT/%	WOMAN AMOUNT/%	

T  
N  
S  
-TC

C

713-TARLETON STATE UNIVERSITY-Building Construction Unadjusted Goal is 28.1%

FUND TYPE	TOTAL EXPENDITURES	TOTAL SPENT WITH NON-HUBS	TOTAL SPENT WITH **ADJ. HUBS 25.1%	TOTAL SPENT WITH *OTHER HUBS 1.0%	**ADJUSTED HUB GOAL 25.1%			*OTHER HUB GOAL 1.0%	
					BLACK	HISPANIC	WOMAN	ASIAN PACIFIC	NATIVE AMERICAN

T  
N  
S  
-TC

C

713-TARLETON STATE UNIVERSITY-Special Trade Unadjusted Goal is 57.2%

FUND TYPE	TOTAL EXPENDITURES	TOTAL SPENT WITH NON-HUBS	TOTAL SPENT WITH **ADJ. HUBS 47.0%	TOTAL SPENT WITH *OTHER HUBS 10.2%	**ADJUSTED HUB GOAL 47.0%		*OTHER HUB GOAL 10.2%		
					BLACK	HISPANIC	ASIAN PACIFIC	NATIVE AMERICAN	WOMAN

T  
N  
S  
-TC

C

713-TARLETON STATE UNIVERSITY-Professional Services Unadjusted Goal is 20.0%

FUND TYPE	TOTAL EXPENDITURES	TOTAL SPENT WITH NON-HUBS	TOTAL SPENT WITH **ADJ. HUBS 18.1%	TOTAL SPENT WITH *OTHER HUBS 1.9%	**ADJUSTED HUB GOAL 18.1%			*OTHER HUB GOAL 1.9%	
					BLACK	HISPANIC	WOMAN	ASIAN PACIFIC	NATIVE AMERICAN

T  
N  
S  
-TC

C

713-TARLETON STATE UNIVERSITY-Other Services Unadjusted Goal is 23.0%

FUND TYPE	TOTAL EXPENDITURES	TOTAL SPENT WITH NON-HUBS	TOTAL SPENT WITH **ADJ. HUBS 33.0%	TOTAL SPENT WITH *OTHER HUBS 1.1%	**ADJUSTED HUB GOAL 33.0%				
					ASIAN PACIFIC	BLACK	HISPANIC	NATIVE AMERICAN	WOMAN

T  
N  
S  
-TC

C

713-TARLETON STATE UNIVERSITY-Commodity Purchasing Unadjusted Goal is 12.6%

FUND TYPE	TOTAL EXPENDITURES	TOTAL SPENT WITH NON-HUBS	TOTAL SPENT WITH **ADJ. HUBS 13.5%	TOTAL SPENT WITH *OTHER HUBS 1.1%	**ADJUSTED HUB GOAL 11.5%			*OTHER HUB GOAL 1.1%	
					BLACK	HISPANIC	WOMAN	ASIAN PACIFIC	NATIVE AMERICAN

T  
N  
S  
-TC

C

DB = DENY (NEGATIVE AMOUNT) \* = OTHER HUBS \*\* = ADJUSTED HUBS \*\*\* = DOLLARS REPORTED BUT NOT SHOWN IN THESE COLUMNS. SEE COVER LETTER PARA. 4  
T-TREASURY, N-NON-TREASURY, S-SUBCONTRACTOR FUNDS & PROCUREMENT CARD HUB PURCHASES, TC-TERM CONTRACT, C-CONSOLIDATED. SEE PAGE 4 OF HUB REPORT FOR FUND TYPE DESCRIPTION.



714-UNIVERSITY OF TEXAS AT ARLINGTON-Heavy Construction Unadjusted Goal is 11.9%

FUND TYPE	TOTAL EXPENDITURES	TOTAL SPENT WITH NON-HUBS AMOUNT/%	TOTAL SPENT WITH **ADJ. HUBS 5.1% AMOUNT/%	TOTAL SPENT WITH *OTHER HUBS 5.1% AMOUNT/%	**ADJUSTED HUB GOAL 8.0%				*OTHER HUB GOAL 5.3% WOMAN AMOUNT/%
					ASIAN PACIFIC AMOUNT/%	BLACK AMOUNT/%	HISPANIC AMOUNT/%	NATIVE AMERICAN AMOUNT/%	

T  
N  
S  
-TC

C

714-UNIVERSITY OF TEXAS AT ARLINGTON-Building Construction Unadjusted Goal is 26.1%

FUND TYPE	TOTAL EXPENDITURES	TOTAL SPENT WITH NON-HUBS	TOTAL SPENT WITH **ADJ. HUBS 25.1%	TOTAL SPENT WITH *OTHER HUBS 1.0%	**ADJUSTED HUB GOAL 25.1%			*OTHER HUB GOAL 1.0%	
					BLACK	HISPANIC	WOMAN	ASIAN PACIFIC	NATIVE AMERICAN

T  
N  
S  
-TC

C

714-UNIVERSITY OF TEXAS AT ARLINGTON-Special Trade Unadjusted Goal is 57.2%

FUND TYPE	TOTAL EXPENDITURES	TOTAL SPENT WITH NON-HUBS	TOTAL SPENT WITH **ADJ. HUBS 57.0%	TOTAL SPENT WITH *OTHER HUBS 10.2%	**ADJUSTED HUB GOAL 47.0%		*OTHER HUB GOAL 10.2%		
					BLACK	HISPANIC	ASIAN PACIFIC	NATIVE AMERICAN	WOMAN

T  
N  
S  
-TC

C

714-UNIVERSITY OF TEXAS AT ARLINGTON-Professional Services Unadjusted Goal is 20.0%

FUND TYPE	TOTAL EXPENDITURES	TOTAL SPENT WITH NON-HUBS	TOTAL SPENT WITH **ADJ. HUBS 15.1%	TOTAL SPENT WITH *OTHER HUBS 1.8%	**ADJUSTED HUB GOAL 15.1%			*OTHER HUB GOAL 1.8%	
					BLACK	HISPANIC	WOMAN	ASIAN PACIFIC	NATIVE AMERICAN

T  
N  
S  
-TC

C

714-UNIVERSITY OF TEXAS AT ARLINGTON-Other Services Unadjusted Goal is 33.0%

FUND TYPE	TOTAL EXPENDITURES	TOTAL SPENT WITH NON-HUBS	TOTAL SPENT WITH **ADJ. HUBS 33.0%	**ADJUSTED HUB GOAL 33.0%				
				ASIAN PACIFIC	BLACK	HISPANIC	NATIVE AMERICAN	WOMAN

T  
N  
S  
-TC

C

714-UNIVERSITY OF TEXAS AT ARLINGTON-Commodity Purchasing Unadjusted Goal is 12.6%

FUND TYPE	TOTAL EXPENDITURES	TOTAL SPENT WITH NON-HUBS	TOTAL SPENT WITH **ADJ. HUBS 11.3%	TOTAL SPENT WITH *OTHER HUBS 1.1%	**ADJUSTED HUB GOAL 11.5%			*OTHER HUB GOAL 1.1%	
					BLACK	HISPANIC	WOMAN	ASIAN PACIFIC	NATIVE AMERICAN

T  
N  
S  
-TC

C

DB = DEBIT (NEGATIVE AMOUNT) \* = OTHER HUBS \*\* = ADJUSTED HUBS \*\*\* = DOLLARS REPORTED BUT NOT SHOWN IN THESE COLUMNS. SEE COVER LETTER PARA. 4  
T-TREASURY, N-NON-TREASURY, S-SUBCONTRACTOR FUNDS & PROCUREMENT CARD HUB PURCHASES, TC-TERM CONTRACT, C-CONSOLIDATED. SEE PAGE 4 OF HUB REPORT FOR FUND TYPE DESCRIPTION.

715-PRAIRIE VIEW A & M UNIVERSITY-Heavy Construction Unadjusted Goal is 11.9%

FUND TYPE	TOTAL EXPENDITURES	TOTAL SPENT WITH NON-HUBS AMOUNT/%	TOTAL SPENT WITH **ADJ. HUBS 8.5%	TOTAL SPENT WITH *OTHER HUBS 6.3%	**ADJUSTED HUB GOAL 6.6%				*OTHER HUB GOAL 6.3%
					ASIAN PACIFIC AMOUNT/%	BLACK AMOUNT/%	HISPANIC AMOUNT/%	NATIVE AMERICAN AMOUNT/%	WOMAN AMOUNT/%

T  
N  
S  
-TC

715-PRAIRIE VIEW A & M UNIVERSITY-Building Construction Unadjusted Goal is 28.1%

FUND TYPE	TOTAL EXPENDITURES	TOTAL SPENT WITH NON-HUBS	TOTAL SPENT WITH **ADJ. HUBS 28.1%	TOTAL SPENT WITH *OTHER HUBS 1.0%	**ADJUSTED HUB GOAL 25.1%			*OTHER HUB GOAL 1.0%	
					BLACK	HISPANIC	WOMAN	ASIAN PACIFIC	NATIVE AMERICAN

T  
N  
S  
-TC

715-PRAIRIE VIEW A & M UNIVERSITY-Special Trade Unadjusted Goal is 57.2%

FUND TYPE	TOTAL EXPENDITURES	TOTAL SPENT WITH NON-HUBS	TOTAL SPENT WITH **ADJ. HUBS 67.0%	TOTAL SPENT WITH *OTHER HUBS 10.2%	**ADJUSTED HUB GOAL 47.0%		*OTHER HUB GOAL 10.2%		
					BLACK	HISPANIC	ASIAN PACIFIC	NATIVE AMERICAN	WOMAN

T  
N  
S  
-TC

715-PRAIRIE VIEW A & M UNIVERSITY-Professional Services Unadjusted Goal is 20.0%

FUND TYPE	TOTAL EXPENDITURES	TOTAL SPENT WITH NON-HUBS	TOTAL SPENT WITH **ADJ. HUBS 19.1%	TOTAL SPENT WITH *OTHER HUBS 1.8%	**ADJUSTED HUB GOAL 18.1%			*OTHER HUB GOAL 1.8%	
					BLACK	HISPANIC	WOMAN	ASIAN PACIFIC	NATIVE AMERICAN

T  
N  
S  
-TC

715-PRAIRIE VIEW A & M UNIVERSITY-Other Services Unadjusted Goal is 33.0%

FUND TYPE	TOTAL EXPENDITURES	TOTAL SPENT WITH NON-HUBS	TOTAL SPENT WITH **ADJ. HUBS 33.0%	**ADJUSTED HUB GOAL 33.0%				
				ASIAN PACIFIC	BLACK	HISPANIC	NATIVE AMERICAN	WOMAN

T  
N  
S  
-TC

715-PRAIRIE VIEW A & M UNIVERSITY-Commodity Purchasing Unadjusted Goal is 12.8%

FUND TYPE	TOTAL EXPENDITURES	TOTAL SPENT WITH NON-HUBS	TOTAL SPENT WITH **ADJ. HUBS 11.5%	TOTAL SPENT WITH *OTHER HUBS 1.1%	**ADJUSTED HUB GOAL 11.5%			*OTHER HUB GOAL 1.1%	
					BLACK	HISPANIC	WOMAN	ASIAN PACIFIC	NATIVE AMERICAN

T  
N  
S  
-TC

DB = DEBIT (NEGATIVE AMOUNT) \* = OTHER HUBS \*\* = ADJUSTED HUBS \*\*\* = DOLLARS REPORTED BUT NOT SHOWN IN THESE COLUMNS. SEE COVER LETTER PARA. 4  
T-TREASURY, N-MON-TREASURY, S-SUBCONTRACTOR FUNDS & PROCUREMENT CARD HUB PURCHASES, TC-TERM CONTRACT, C-CONSOLIDATED. SEE PAGE 4 OF HUB REPORT FOR FUND TYPE DESCRIPTION.

716-TEXAS ENGINEERING EXTENSION SERVICE-Heavy Construction Unadjusted Goal is 11.9%

FUND TYPE	TOTAL EXPENDITURES	TOTAL SPENT WITH NON-HUBS AMOUNT/%	TOTAL SPENT WITH **ADJ. HUBS 6.6%	TOTAL SPENT WITH *OTHER HUBS 5.3%	**ADJUSTED HUB GOAL 6.6%				*OTHER HUB GOAL 5.3% WOMAN AMOUNT/%
					ASIAN PACIFIC AMOUNT/%	BLACK AMOUNT/%	HISPANIC AMOUNT/%	NATIVE AMERICAN AMOUNT/%	
T	\$900	\$900/100 %							
N	\$174,478	\$174,478/100 %							
S									
-TC									
C	\$175,378	\$175,378/100 %							

716-TEXAS ENGINEERING EXTENSION SERVICE-Building Construction Unadjusted Goal is 26.1%

FUND TYPE	TOTAL EXPENDITURES	TOTAL SPENT WITH NON-HUBS	TOTAL SPENT WITH **ADJ. HUBS 25.1%	TOTAL SPENT WITH *OTHER HUBS 1.6%	**ADJUSTED HUB GOAL 25.1%			*OTHER HUB GOAL 1.0%	
					BLACK	HISPANIC	WOMAN	ASIAN PACIFIC	NATIVE AMERICAN
T									
N	\$1,016,355	\$946,360/93.1%	\$69,995/6.8%		\$69,995/6.8%				
S									
-TC									
C	\$1,016,355	\$946,360/93.1%	\$69,995/6.8%		\$69,995/6.8%				

716-TEXAS ENGINEERING EXTENSION SERVICE-Special Trade Unadjusted Goal is 57.2%

FUND TYPE	TOTAL EXPENDITURES	TOTAL SPENT WITH NON-HUBS	TOTAL SPENT WITH **ADJ. HUBS 67.0%	TOTAL SPENT WITH *OTHER HUBS 12.7%	**ADJUSTED HUB GOAL 47.0%			*OTHER HUB GOAL 10.2%	
					BLACK	HISPANIC	WOMAN	ASIAN PACIFIC	NATIVE AMERICAN
T	\$12,658	\$12,455/98.4%		\$202/1.5%				\$202/1.5%	
N	\$82,920	\$60,960/73.5%		\$21,959/26.4%				\$21,959/26.4%	
S									
-TC									
C	\$95,578	\$73,415/76.8%		\$22,162/23.1%				\$22,162/23.1%	

716-TEXAS ENGINEERING EXTENSION SERVICE-Professional Services Unadjusted Goal is 20.0%

FUND TYPE	TOTAL EXPENDITURES	TOTAL SPENT WITH NON-HUBS	TOTAL SPENT WITH **ADJ. HUBS 16.1%	TOTAL SPENT WITH *OTHER HUBS 3.9%	**ADJUSTED HUB GOAL 16.1%			*OTHER HUB GOAL 1.9%	
					BLACK	HISPANIC	WOMAN	ASIAN PACIFIC	NATIVE AMERICAN
T	\$74,281	\$74,281/100 %							
N	\$427,338	\$427,338/100 %							
S									
-TC									
C	\$501,619	\$501,619/100 %							

716-TEXAS ENGINEERING EXTENSION SERVICE-Other Services Unadjusted Goal is 33.0%

FUND TYPE	TOTAL EXPENDITURES	TOTAL SPENT WITH NON-HUBS	TOTAL SPENT WITH **ADJ. HUBS 33.0%	**ADJUSTED HUB GOAL 33.0%				
				ASIAN PACIFIC	BLACK	HISPANIC	NATIVE AMERICAN	WOMAN
T	\$302,278	\$297,042/98.2%	\$6,234/1.7%		\$489/.16%	\$89/.02%		\$4,845/1.5%
N	\$4,649,841	\$4,550,434/97.6%	\$99,406/2.1%	\$928/.02%	\$8,957/.18%	\$32,369/.69%		\$67,250/1.2%
S								
-TC	\$20,094	\$20,094/100 %						
C	\$4,932,123	\$4,827,382/97.6%	\$104,740/2.1%	\$928/.01%	\$8,457/.18%	\$32,459/.65%		\$81,895/1.2%

716-TEXAS ENGINEERING EXTENSION SERVICE-Commodity Purchasing Unadjusted Goal is 12.5%

FUND TYPE	TOTAL EXPENDITURES	TOTAL SPENT WITH NON-HUBS	TOTAL SPENT WITH **ADJ. HUBS 17.5%	TOTAL SPENT WITH *OTHER HUBS 5.0%	**ADJUSTED HUB GOAL 11.5%			*OTHER HUB GOAL 1.1%	
					BLACK	HISPANIC	WOMAN	ASIAN PACIFIC	NATIVE AMERICAN
T	\$540,014	\$752,750/89.6%	\$76,376/9.0%	\$10,888/1.2%	\$34,010/4.0%	\$6,537/.77%	\$35,828/4.2%	\$10,888/1.2%	
N	\$6,084,322	\$5,888,645/93.6%	\$211,910/3.4%	\$163,765/2.7%	\$18,542/.30%	\$13,357/.22%	\$160,011/2.6%	\$163,498/2.6%	
S								\$269/.00%	
-TC	\$42,725	\$42,725/100 %							
C	\$6,661,611	\$6,388,670/93.2%	\$288,288/4.2%	\$174,864/2.5%	\$62,552/.75%	\$18,894/.28%	\$215,839/3.1%	\$174,385/2.5%	

DB = DEBIT (NEGATIVE AMOUNT) \* = OTHER HUBS \*\* = ADJUSTED HUBS \*\*\* = DOLLARS REPORTED BUT NOT SHOWN IN THESE COLUMNS. SEE COVER LETTER PARA. 4  
T=TREASURY, N=NDM-TREASURY, S=SUBCONTRACTOR FUNDS & PROCUREMENT CARD HUB PURCHASES, TC=TERM CONTRACT, C=CONSOLIDATED. SEE PAGE 4 OF HUB REPORT FOR FUND TYPE DESCRIPTION.

717-TEXAS SOUTHERN UNIVERSITY-Heavy Construction Unadjusted Goal is 11.9%

FUND TYPE	TOTAL EXPENDITURES	TOTAL SPENT WITH NON-HUBS AMOUNT/%	TOTAL SPENT WITH **ADJ HUBS 5.0% AMOUNT/%	TOTAL SPENT WITH *OTHER HUBS 6.3% AMOUNT/%	**ADJUSTED HUB GOAL 5.6%				*OTHER HUB GOAL 6.3% WOMAN AMOUNT/%
					ASIAN PACIFIC AMOUNT/%	BLACK AMOUNT/%	HISPANIC AMOUNT/%	NATIVE AMERICAN AMOUNT/%	
T									
N									
S									
-TC									
C									

717-TEXAS SOUTHERN UNIVERSITY-Building Construction Unadjusted Goal is 26.1%

FUND TYPE	TOTAL EXPENDITURES	TOTAL SPENT WITH NON-HUBS	TOTAL SPENT WITH **ADJ HUBS 25.1%	TOTAL SPENT WITH *OTHER HUBS 1.0%	**ADJUSTED HUB GOAL 25.1%			*OTHER HUB GOAL 1.0%	
					BLACK	HISPANIC	WOMAN	ASIAN PACIFIC	NATIVE AMERICAN
T									
N									
S									
-TC									
C									

717-TEXAS SOUTHERN UNIVERSITY-Special Trade Unadjusted Goal is 57.2%

FUND TYPE	TOTAL EXPENDITURES	TOTAL SPENT WITH NON-HUBS	TOTAL SPENT WITH **ADJ HUBS 47.0%	TOTAL SPENT WITH *OTHER HUBS 10.2%	**ADJUSTED HUB GOAL 47.0%			*OTHER HUB GOAL 10.2%		
					BLACK	HISPANIC	WOMAN	ASIAN PACIFIC	NATIVE AMERICAN	WOMAN
T	\$2,862,882	\$2,716,051/94.1%	\$81,476/3.17%	\$78,335/2.84%	\$87,358/1.88%	\$34,120/1.18%		\$54,540/1.88%	\$21,785/3.75%	
N	\$1,333,517	\$1,889,715/97.7%	\$43,802/2.26%		\$13,112/.57%	\$30,680/1.56%			\$187,770/3.46%	
S	***	***	\$124,698/2.59%	\$147,770/3.48%	\$98,838/2.05%	\$25,880/.937%				
-TC										
C	\$4,817,340	\$4,605,767/85.6%	\$258,976/5.39%	\$244,105/5.06%	\$189,306/3.51%	\$90,670/1.88%		\$54,840/1.13%	\$188,605/3.93%	

717-TEXAS SOUTHERN UNIVERSITY-Professional Services Unadjusted Goal is 20.0%

FUND TYPE	TOTAL EXPENDITURES	TOTAL SPENT WITH NON-HUBS	TOTAL SPENT WITH **ADJ HUBS 18.1%	TOTAL SPENT WITH *OTHER HUBS 1.8%	**ADJUSTED HUB GOAL 18.1%			*OTHER HUB GOAL 1.8%	
					BLACK	HISPANIC	WOMAN	ASIAN PACIFIC	NATIVE AMERICAN
T	\$57,843	\$14,923/25.7%	\$42,920/74.2%		\$42,920/74.2%				
N	\$68,025	\$85,025/100%							
S									
-TC									
C	\$126,868	\$83,448/65.1%	\$42,920/33.5%		\$42,920/33.5%				

717-TEXAS SOUTHERN UNIVERSITY-Other Services Unadjusted Goal is 33.0%

FUND TYPE	TOTAL EXPENDITURES	TOTAL SPENT WITH NON-HUBS	TOTAL SPENT WITH **ADJ HUBS 23.0%	TOTAL SPENT WITH *OTHER HUBS 1.1%	**ADJUSTED HUB GOAL 23.0%				
					ASIAN PACIFIC	BLACK	HISPANIC	NATIVE AMERICAN	WOMAN
T	\$8,378,483	\$6,057,370/84.8%	\$219,113/5.00%	\$28,074/1.16%	\$17,271/.717%	\$313,587/4.91%	\$6,526/.086%		\$10,127/.420%
N	\$2,405,901	\$2,378,826/96.8%				\$675/.028%			
S	***	***							
-TC	\$30,398	\$30,388/100%							
C	\$8,752,886	\$8,405,788/86.0%	\$347,187/3.98%		\$17,271/.197%	\$314,262/3.59%	\$6,526/.063%		\$10,127/.115%

717-TEXAS SOUTHERN UNIVERSITY-Commodity Purchasing Unadjusted Goal is 12.6%

FUND TYPE	TOTAL EXPENDITURES	TOTAL SPENT WITH NON-HUBS	TOTAL SPENT WITH **ADJ HUBS 17.5%	TOTAL SPENT WITH *OTHER HUBS 1.1%	**ADJUSTED HUB GOAL 11.6%				*OTHER HUB GOAL 1.1%	
					BLACK	HISPANIC	WOMAN	ASIAN PACIFIC	NATIVE AMERICAN	
T	\$3,932,935	\$3,705,449/94.2%	\$203,082/5.18%	\$28,403/1.420%	\$82,009/2.08%	\$21,881/.555%	\$88,191/2.52%		\$24,403/.620%	
N	\$627,820	\$562,250/86.5%	\$65,540/13.4%		\$85,540/13.4%					
S										
-TC	\$330,221	\$282,910/85.6%	\$46,682/13.8%	\$1,627/.482%	\$438/.263%	\$21,224/6.42%	\$23,621/7.16%		\$1,627/.482%	
C	\$4,240,545	\$3,974,428/93.7%	\$242,840/5.72%	\$22,778/.637%	\$186,713/3.83%	\$657/.016%	\$78,670/1.78%		\$22,778/.537%	

DB = DEBIT (NEGATIVE AMOUNT) \* = OTHER HUBS \*\* = ADJUSTED HUBS \*\*\* = DOLLARS REPORTED BUT NOT SHOWN IN THESE COLUMNS. SEE COVER LETTER PARA. 4  
T-TREASURY, N-NON-TREASURY, S-SUBCONTRACTOR FUNDS & PROCUREMENT CARD HUB PURCHASES, TC-TERM CONTRACT, C-CONSOLIDATED. SEE PAGE 4 OF HUB REPORT FOR FUND TYPE DESCRIPTION.

718-TEXAS A & M UNIVERSITY AT GALVESTON-Heavy Construction Unadjusted Goal is 11.9%

FUND TYPE	TOTAL EXPENDITURES	TOTAL SPENT WITH NON-HUBS AMOUNT/%	TOTAL SPENT WITH **ADJ. HUBS 6.6% AMOUNT/%	TOTAL SPENT WITH *OTHER HUBS 5.3% AMOUNT/%	ASIAN PACIFIC AMOUNT/%	**ADJUSTED HUB GOAL 6.6% BLACK AMOUNT/%	HISPANIC AMOUNT/%	NATIVE AMERICAN AMOUNT/%	*OTHER HUB GOAL 5.3% WOMAN AMOUNT/%
-----------	--------------------	------------------------------------	--	--	------------------------	---	-------------------	--------------------------	-------------------------------------

T									
N									
S									
-TC									

-----

718-TEXAS A & M UNIVERSITY AT GALVESTON-Building Construction Unadjusted Goal is 26.1%

FUND TYPE	TOTAL EXPENDITURES	TOTAL SPENT WITH NON-HUBS	TOTAL SPENT WITH **ADJ. HUBS 25.1%	TOTAL SPENT WITH *OTHER HUBS 1.0%	BLACK	**ADJUSTED HUB GOAL 25.1% HISPANIC	WOMAN	*OTHER HUB GOAL 1.0% ASIAN PACIFIC	NATIVE AMERICAN
-----------	--------------------	---------------------------	------------------------------------	-----------------------------------	-------	------------------------------------	-------	------------------------------------	-----------------

T	\$223,450	\$211,211/94.5%	\$12,238/5.47%				\$12,238/5.47%		
N									
S									
-TC									

C	\$223,450	\$211,211/94.5%	\$12,238/5.47%				\$12,238/5.47%		
---	-----------	-----------------	----------------	--	--	--	----------------	--	--

718-TEXAS A & M UNIVERSITY AT GALVESTON-Special Trade Unadjusted Goal is 57.2%

FUND TYPE	TOTAL EXPENDITURES	TOTAL SPENT WITH NON-HUBS	TOTAL SPENT WITH **ADJ. HUBS 47.0%	TOTAL SPENT WITH *OTHER HUBS 10.2%	BLACK	**ADJUSTED HUB GOAL 47.0% HISPANIC	ASIAN PACIFIC	NATIVE AMERICAN	WOMAN
-----------	--------------------	---------------------------	------------------------------------	------------------------------------	-------	------------------------------------	---------------	-----------------	-------

T	\$35,334	\$35,334/100%							
N									
S									
-TC									

C	\$35,334	\$35,334/100%							
---	----------	---------------	--	--	--	--	--	--	--

718-TEXAS A & M UNIVERSITY AT GALVESTON-Professional Services Unadjusted Goal is 20.0%

FUND TYPE	TOTAL EXPENDITURES	TOTAL SPENT WITH NON-HUBS	TOTAL SPENT WITH **ADJ. HUBS 18.1%	TOTAL SPENT WITH *OTHER HUBS 1.9%	BLACK	**ADJUSTED HUB GOAL 18.1% HISPANIC	WOMAN	*OTHER HUB GOAL 1.9% ASIAN PACIFIC	NATIVE AMERICAN
-----------	--------------------	---------------------------	------------------------------------	-----------------------------------	-------	------------------------------------	-------	------------------------------------	-----------------

T	\$750	\$750/100%							
N	\$57,431	\$57,431/100%							
S									
-TC									

C	\$58,181	\$58,181/100%							
---	----------	---------------	--	--	--	--	--	--	--

718-TEXAS A & M UNIVERSITY AT GALVESTON-Other Services Unadjusted Goal is 33.0%

FUND TYPE	TOTAL EXPENDITURES	TOTAL SPENT WITH NON-HUBS	TOTAL SPENT WITH **ADJ. HUBS 33.0%	TOTAL SPENT WITH *OTHER HUBS 1.1%	ASIAN PACIFIC	**ADJUSTED HUB GOAL 33.0% BLACK	HISPANIC	NATIVE AMERICAN	WOMAN
-----------	--------------------	---------------------------	------------------------------------	-----------------------------------	---------------	---------------------------------	----------	-----------------	-------

T	\$148,303	\$124,487/83.9%	\$23,806/16.0%				\$21/.014%	\$15,874/10.5%	\$8,110/5.46%
N	\$1,166,862	\$1,108,398/95.0%	\$58,283/4.99%		\$948/.081%	\$19,046/1.63%	\$8,854/.587%	\$1,371/.117%	\$30,086/2.57%
S									
-TC	\$41	\$41/100%							

C	\$1,314,844	\$1,232,856/93.7%	\$82,069/6.24%		\$948/.072%	\$19,046/1.44%	\$8,878/.522%	\$17,046/1.28%	\$38,175/2.90%
---	-------------	-------------------	----------------	--	-------------	----------------	---------------	----------------	----------------

718-TEXAS A & M UNIVERSITY AT GALVESTON-Commodity Purchasing Unadjusted Goal is 12.6%

FUND TYPE	TOTAL EXPENDITURES	TOTAL SPENT WITH NON-HUBS	TOTAL SPENT WITH **ADJ. HUBS 11.3%	TOTAL SPENT WITH *OTHER HUBS 1.3%	BLACK	**ADJUSTED HUB GOAL 11.5% HISPANIC	WOMAN	*OTHER HUB GOAL 1.1% ASIAN PACIFIC	NATIVE AMERICAN
-----------	--------------------	---------------------------	------------------------------------	-----------------------------------	-------	------------------------------------	-------	------------------------------------	-----------------

T	\$794,882	\$662,479/83.3%	\$50,087/8.28%	\$82,334/10.3%		\$26,261/3.30%	\$23,806/2.99%	\$82,075/10.3%	\$269/.032%
N	\$3,379,825	\$3,328,863/98.4%	\$52,878/1.58%	\$278/.008%		\$7,423/.219%	\$46,464/1.34%	\$278/.008%	
S									
-TC	\$8,656	\$8,818/92.2%	\$169/1.77%	\$568/5.94%		\$109/1.14%	\$69/.627%	\$568/5.94%	

C	\$4,165,251	\$3,930,430/95.5%	\$102,778/2.48%	\$82,044/1.88%		\$33,675/.806%	\$69,200/1.56%	\$81,785/1.98%	\$259/.006%
---	-------------	-------------------	-----------------	----------------	--	----------------	----------------	----------------	-------------

DB = DEBIT (NEGATIVE AMOUNT) \* = OTHER HUBS \*\* = ADJUSTED HUBS \*\*\* = DOLLARS REPORTED BUT NOT SHOWN IN THESE COLUMNS. SEE COVER LETTER PARA. 4  
T=TREASURY, N=NON-TREASURY, S=SUBCONTRACTOR FUNDS & PROCUREMENT CARD HUB PURCHASES, TC=TERM CONTRACT, C=CONSOLIDATED. SEE PAGE 4 OF HUB REPORT FOR FUND TYPE DESCRIPTION.

719-Tx State Technical College-Heavy Construction Unadjusted Goal is 11.9%

FUND TYPE	TOTAL EXPENDITURES	TOTAL SPENT WITH NON-HUBS AMOUNT/%	TOTAL SPENT WITH **ADJ. HUBS 9.6%	TOTAL SPENT WITH *OTHER HUBS 5.3%	**ADJUSTED HUB GOAL 9.6%				*OTHER HUB GOAL 5.3%
					ASIAN PACIFIC AMOUNT/%	BLACK AMOUNT/%	HISPANIC AMOUNT/%	NATIVE AMERICAN AMOUNT/%	WOMAN AMOUNT/%
T	\$75,831	\$75,831/100 %							
N	\$3,570	\$3,570/100 %							
S									
-TC									
C	\$80,401	\$80,401/100 %							

719-Tx State Technical College-Building Construction Unadjusted Goal is 25.1%

FUND TYPE	TOTAL EXPENDITURES	TOTAL SPENT WITH NON-HUBS	TOTAL SPENT WITH **ADJ. HUBS 25.1%	TOTAL SPENT WITH *OTHER HUBS 1.8%	**ADJUSTED HUB GOAL 25.1%			*OTHER HUB GOAL 1.0%	
					BLACK	HISPANIC	WOMAN	ASIAN PACIFIC	NATIVE AMERICAN
T	\$200,078	\$149,757/74.8%	\$50,322/25.1%	\$36,494/3.40%					
N	\$2,715,501	\$2,715,601/100 %							
S	***	***	\$40,835/1.35%		\$16,900/.646%		\$24,795/.850%		
-TC									
C	\$2,815,680	\$2,865,358/88.2%	\$81,017/3.12%		\$86,222/2.27%		\$24,785/.860%		

719-Tx State Technical College-Special Trade Unadjusted Goal is 57.2%

FUND TYPE	TOTAL EXPENDITURES	TOTAL SPENT WITH NON-HUBS	TOTAL SPENT WITH **ADJ. HUBS 47.0%	TOTAL SPENT WITH *OTHER HUBS 10.2%	**ADJUSTED HUB GOAL 47.0%		*OTHER HUB GOAL 10.2%		
					BLACK	HISPANIC	ASIAN PACIFIC	NATIVE AMERICAN	WOMAN
T	\$1,129,514	\$822,793/82.5%	\$158,226/14.0%	\$36,494/3.40%					\$38,454/3.40%
N	\$918,384	\$822,088/89.5%	\$83,092/8.97%	\$33,183/3.61%					\$33,183/3.61%
S									
-TC	\$23,901		\$23,901/100 %						
C	\$2,023,977	\$1,754,882/86.7%	\$197,417/9.75%	\$71,677/3.54%					\$71,677/3.54%

719-Tx State Technical College-Professional Services Unadjusted Goal is 20.0%

FUND TYPE	TOTAL EXPENDITURES	TOTAL SPENT WITH NON-HUBS	TOTAL SPENT WITH **ADJ. HUBS 18.1%	TOTAL SPENT WITH *OTHER HUBS 1.9%	**ADJUSTED HUB GOAL 18.1%			*OTHER HUB GOAL 1.9%	
					BLACK	HISPANIC	WOMAN	ASIAN PACIFIC	NATIVE AMERICAN
T	\$128,870	\$35,471/26.5%	\$103,399/74.4%	\$10,068/13.0%					
N	\$77,068	\$67,000/85.5%	\$2,000/.850%						
S	***	***							
-TC									
C	\$215,938	\$102,472/47.4%	\$115,467/53.4%						

719-Tx State Technical College-Other Services Unadjusted Goal is 33.0%

FUND TYPE	TOTAL EXPENDITURES	TOTAL SPENT WITH NON-HUBS	TOTAL SPENT WITH **ADJ. HUBS 23.0%	**ADJUSTED HUB GOAL 23.0%				
				ASIAN PACIFIC	BLACK	HISPANIC	NATIVE AMERICAN	WOMAN
T	\$2,589,568	\$2,443,037/94.3%	\$146,531/5.65%	\$518/.020%	\$19,885/.771%	\$42,656/1.64%		\$43,371/3.21%
N	\$2,780,717	\$2,823,208/94.3%	\$187,509/6.86%	\$180/.066%	\$34,402/1.23%	\$60,809/2.18%		\$62,115/2.23%
S								
-TC	\$101,106	\$101,003/88.8%	\$103/.102%					\$103/.102%
C	\$5,289,178	\$4,865,242/94.2%	\$303,837/5.76%	\$698/.013%	\$54,387/1.03%	\$103,466/1.86%		\$145,385/2.75%

719-Tx State Technical College-Commodity Purchasing Unadjusted Goal is 12.6%

FUND TYPE	TOTAL EXPENDITURES	TOTAL SPENT WITH NON-HUBS	TOTAL SPENT WITH **ADJ. HUBS 11.5%	TOTAL SPENT WITH *OTHER HUBS 1.1%	**ADJUSTED HUB GOAL 11.5%			*OTHER HUB GOAL 1.1%	
					BLACK	HISPANIC	WOMAN	ASIAN PACIFIC	NATIVE AMERICAN
T	\$10,508,110	\$7,778,636/74.0%	\$1,233,500/11.7%	\$1,486,773/14.2%	\$233,388/2.22%	\$277,788/2.64%	\$722,315/6.87%	\$1,480,334/14.0%	\$18,438/1.56%
N	\$5,685,031	\$4,806,242/86.3%	\$471,830/8.29%	\$306,358/5.39%	\$18,487/.678%	\$109,797/1.83%	\$323,565/5.69%	\$208,866/6.39%	
S									
-TC	\$1,060,754	\$983,916/92.7%	\$63,854/6.02%	\$12,884/1.21%	\$489/.046%	\$5,125/.483%	\$58,340/5.49%	\$12,880/1.19%	\$203/.019%
C	\$15,133,388	\$11,701,183/77.3%	\$1,841,375/10.8%	\$1,780,847/11.8%	\$271,365/1.79%	\$382,470/2.52%	\$987,640/6.62%	\$1,774,812/11.7%	\$16,235/1.07%

DB = DEBIT (NEGATIVE AMOUNT) \* = OTHER HUBS \*\* = ADJUSTED HUBS \*\*\* = DOLLARS REPORTED BUT NOT SHOWN IN THESE COLUMNS. SEE COVER LETTER PARA. 4  
T-TREASURY, N=NON-TREASURY, S=SUBCONTRACTOR FUNDS & PROCUREMENT CARD HUB PURCHASES, TC-TERM CONTRACT, C=CONSOLIDATED. SEE PAGE 4 OF HUB REPORT FOR FUND TYPE DESCRIPTION.

720-UNIVERSITY OF TEXAS SYSTEM-Heavy Construction Unadjusted Goal is 11.9%

FUND TYPE	TOTAL EXPENDITURES	TOTAL SPENT WITH NON-HUBS AMOUNT/%	TOTAL SPENT WITH **ADJ. HUBS 1.6%	TOTAL SPENT WITH *OTHER HUBS 1.3%	**ADJUSTED HUB GOAL 6.8%				*OTHER HUB GOAL 5.3% WOMAN AMOUNT/%
					ASIAN PACIFIC AMOUNT/%	BLACK AMOUNT/%	HISPANIC AMOUNT/%	NATIVE AMERICAN AMOUNT/%	

T  
M  
S  
-TC

C

720-UNIVERSITY OF TEXAS SYSTEM-Building Construction Unadjusted Goal is 26.1%

FUND TYPE	TOTAL EXPENDITURES	TOTAL SPENT WITH NON-HUBS	TOTAL SPENT WITH **ADJ. HUBS 25.1%	TOTAL SPENT WITH *OTHER HUBS 1.0%	**ADJUSTED HUB GOAL 25.1%			*OTHER HUB GOAL 1.0%	
					BLACK	HISPANIC	WOMAN	ASIAN PACIFIC	NATIVE AMERICAN

T  
M  
S  
-TC

C

720-UNIVERSITY OF TEXAS SYSTEM-Special Trade Unadjusted Goal is 57.2%

FUND TYPE	TOTAL EXPENDITURES	TOTAL SPENT WITH NON-HUBS	TOTAL SPENT WITH **ADJ. HUBS 47.0%	TOTAL SPENT WITH *OTHER HUBS 14.2%	**ADJUSTED HUB GOAL 47.0%		*OTHER HUB GOAL 10.2%		
					BLACK	HISPANIC	ASIAN PACIFIC	NATIVE AMERICAN	WOMAN

T  
M  
S  
-TC

C

720-UNIVERSITY OF TEXAS SYSTEM-Professional Services Unadjusted Goal is 20.0%

FUND TYPE	TOTAL EXPENDITURES	TOTAL SPENT WITH NON-HUBS	TOTAL SPENT WITH **ADJ. HUBS 18.1%	TOTAL SPENT WITH *OTHER HUBS 1.9%	**ADJUSTED HUB GOAL 18.1%			*OTHER HUB GOAL 1.3%	
					BLACK	HISPANIC	WOMAN	ASIAN PACIFIC	NATIVE AMERICAN

T  
M  
S  
-TC

C

720-UNIVERSITY OF TEXAS SYSTEM-Other Services Unadjusted Goal is 33.0%

FUND TYPE	TOTAL EXPENDITURES	TOTAL SPENT WITH NON-HUBS	TOTAL SPENT WITH **ADJ. HUBS 33.0%	**ADJUSTED HUB GOAL 33.0%				
				ASIAN PACIFIC	BLACK	HISPANIC	NATIVE AMERICAN	WOMAN

T  
M  
S  
-TC

C

720-UNIVERSITY OF TEXAS SYSTEM-Commodity Purchasing Unadjusted Goal is 12.8%

FUND TYPE	TOTAL EXPENDITURES	TOTAL SPENT WITH NON-HUBS	TOTAL SPENT WITH **ADJ. HUBS 11.3%	TOTAL SPENT WITH *OTHER HUBS 1.5%	**ADJUSTED HUB GOAL 11.5%			*OTHER HUB GOAL 1.1%	
					BLACK	HISPANIC	WOMAN	ASIAN PACIFIC	NATIVE AMERICAN

T  
M  
S  
-TC

C

DB = DEBIT (NEGATIVE AMOUNT) \* = OTHER HUBS \*\* = ADJUSTED HUBS \*\*\* = DOLLARS REPORTED BUT NOT SHOWN IN THESE COLUMNS. SEE COVER LETTER PARA. 4  
T-TREASURY, N=NON-TREASURY, S-SUBCONTRACTOR FUNDS & PROCUREMENT CARD HUB PURCHASES, TC=TERM CONTRACT, C=CONSOLIDATED. SEE PAGE 4 OF HUB REPORT FOR FUND TYPE DESCRIPTION.

721-UNIVERSITY OF TEXAS AT AUSTIN-Heavy Construction Unadjusted Goal is 11.9%

FUND TYPE	TOTAL EXPENDITURES	TOTAL SPENT WITH NON-HUBS AMOUNT/%	TOTAL SPENT WITH **ADJ. HUBS 6.0% AMOUNT/%	TOTAL SPENT WITH *OTHER HUBS 5.3% AMOUNT/%	**ADJUSTED HUB GOAL 6.6%				*OTHER HUB GOAL 5.3% WOMAN AMOUNT/%
					ASIAN PACIFIC AMOUNT/%	BLACK AMOUNT/%	HISPANIC AMOUNT/%	NATIVE AMERICAN AMOUNT/%	
T	\$13,245	\$13,245/100 %							
N									
S									
-TC									
C	\$13,245	\$13,245/100 %							

721-UNIVERSITY OF TEXAS AT AUSTIN-Building Construction Unadjusted Goal is 26.1%

FUND TYPE	TOTAL EXPENDITURES	TOTAL SPENT WITH NON-HUBS	TOTAL SPENT WITH **ADJ. HUBS 25.1%	TOTAL SPENT WITH *OTHER HUBS 3.0%	**ADJUSTED HUB GOAL 25.1%			*OTHER HUB GOAL 1.0%	
					BLACK	HISPANIC	WOMAN	ASIAN PACIFIC	NATIVE AMERICAN
T	\$309,114	\$101,409/32.8%	\$207,705/67.1%			\$207,493/67.1%		\$211/.068%	
N									
S									
-TC									
C	\$309,114	\$101,409/32.8%	\$207,705/67.1%			\$207,493/67.1%		\$211/.068%	

721-UNIVERSITY OF TEXAS AT AUSTIN-Special Trade Unadjusted Goal is 57.2%

FUND TYPE	TOTAL EXPENDITURES	TOTAL SPENT WITH NON-HUBS	TOTAL SPENT WITH **ADJ. HUBS 47.0%	TOTAL SPENT WITH *OTHER HUBS 10.2%	**ADJUSTED HUB GOAL 47.0%		*OTHER HUB GOAL 10.2%		
					BLACK	HISPANIC	ASIAN PACIFIC	NATIVE AMERICAN	WOMAN
T	\$1,144,510	\$661,643/58.7%	\$683,732/7.31%	\$78,434/6.93%	\$83,732/7.31%	\$83,732/7.31%		\$4,050/.354%	\$75,374/6.68%
N	\$18,851,758	\$16,981,738/90.0%	\$1,026,418/5.44%	\$843,601/4.47%	\$142,064/.753%	\$884,353/4.69%	\$257,831/1.36%		\$565,770/3.10%
S	***	***	\$442,340/2.21%	\$163,780/.770%	\$146,320/.723%	\$297,019/1.44%			\$153,760/.770%
-TC	\$355,482	\$354,445/99.7%	\$303/.065%	\$713/.200%		\$303/.085%			\$713/.200%
C	\$19,641,106	\$17,608,838/89.6%	\$1,552,187/7.90%	\$1,076,082/5.47%	\$287,385/1.45%	\$1,264,801/6.43%	\$267,831/1.31%	\$4,050/.020%	\$814,191/4.14%

721-UNIVERSITY OF TEXAS AT AUSTIN-Professional Services Unadjusted Goal is 20.0%

FUND TYPE	TOTAL EXPENDITURES	TOTAL SPENT WITH NON-HUBS	TOTAL SPENT WITH **ADJ. HUBS 18.1%	TOTAL SPENT WITH *OTHER HUBS 1.9%	**ADJUSTED HUB GOAL 18.1%			*OTHER HUB GOAL 1.9%	
					BLACK	HISPANIC	WOMAN	ASIAN PACIFIC	NATIVE AMERICAN
T	\$320,448	\$128,024/39.9%	\$183,444/57.2%	\$8,980/2.80%			\$183,444/57.2%	\$8,580/2.60%	
N	\$1,849,068	\$1,700,885/91.9%	\$66,352/3.58%	\$81,852/4.42%		\$21,437/1.15%	\$44,814/2.42%		\$81,852/4.42%
S									
-TC	\$118	\$116/100 %							
C	\$2,189,423	\$1,828,794/84.2%	\$249,798/11.6%	\$90,832/4.16%		\$21,437/.986%	\$28,359/10.5%		\$80,332/4.16%

721-UNIVERSITY OF TEXAS AT AUSTIN-Other Services Unadjusted Goal is 33.0%

FUND TYPE	TOTAL EXPENDITURES	TOTAL SPENT WITH NON-HUBS	TOTAL SPENT WITH **ADJ. HUBS 33.0%	**ADJUSTED HUB GOAL 33.0%				
				ASIAN PACIFIC	BLACK	HISPANIC	NATIVE AMERICAN	WOMAN
T	\$6,359,818	\$5,283,432/82.7%	\$1,092,485/17.2%	\$138,871/2.18%	\$31,978/.503%	\$722,880/11.3%	\$650/.010%	\$198,084/3.13%
N	\$50,267,255	\$46,248,268/92.0%	\$4,018,986/7.99%	\$546,803/1.08%	\$102,113/.203%	\$277,519/.552%	\$87,182/.173%	\$3,005,571/5.97%
S	***	***	\$103,718/2.93%		\$8,384/.237%	\$35,728/1.01%		\$59,594/1.68%
-TC	\$1,188,885	\$1,188,171/99.7%	\$2,603/.225%			\$2,438/.205%		\$255/.021%
C	\$55,435,308	\$50,326,528/90.7%	\$5,213,497/9.40%	\$685,474/1.23%	\$142,486/.257%	\$1,033,597/1.88%	\$87,833/.158%	\$2,264,005/5.88%

721-UNIVERSITY OF TEXAS AT AUSTIN-Commodity Purchasing Unadjusted Goal is 12.6%

FUND TYPE	TOTAL EXPENDITURES	TOTAL SPENT WITH NON-HUBS	TOTAL SPENT WITH **ADJ. HUBS 11.5%	TOTAL SPENT WITH *OTHER HUBS 1.1%	**ADJUSTED HUB GOAL 11.5%			*OTHER HUB GOAL 1.1%	
					BLACK	HISPANIC	WOMAN	ASIAN PACIFIC	NATIVE AMERICAN
T	\$14,843,328	\$11,451,772/78.2%	\$2,987,376/20.4%	\$184,179/1.32%	\$215,822/1.47%	\$1,393,323/9.51%	\$1,388,130/9.47%	\$181,850/1.24%	\$12,328/.084%
N	\$90,141,244	\$78,402,148/87.7%	\$12,621,710/13.8%	\$1,218,385/1.34%	\$938,839/1.04%	\$3,845,189/4.04%	\$7,937,681/8.60%	\$1,168,203/1.23%	\$48,182/.053%
S									
-TC	\$8,083,628	\$7,829,867/96.8%	\$228,513/2.85%	\$16,446/.191%	\$1,134/.014%	\$108,255/1.33%	\$129,124/1.59%	\$12,081/.161%	\$2,386/.029%
C	\$98,700,844	\$80,025,253/82.7%	\$16,280,572/16.8%	\$1,395,118/1.44%	\$1,163,827/1.19%	\$4,830,257/5.02%	\$8,199,697/8.51%	\$1,336,972/1.38%	\$58,146/.060%

DB = DEBIT (NEGATIVE AMOUNT) \* = OTHER HUBS \*\* = ADJUSTED HUBS \*\*\* = DOLLARS REPORTED BUT NOT SHOWN IN THESE COLUMNS. SEE COVER LETTER PARA. 4  
T=TREASURY, N=NON-TREASURY, S=SUBCONTRACTOR FUNDS & PROCUREMENT CARD HUB PURCHASES, TC=TERM CONTRACT, C=CONSOLIDATED. SEE PAGE 4 OF HUB REPORT FOR FUND TYPE DESCRIPTION.



723-UT MEDICAL BRANCH AT GALVESTON-Heavy Construction Unadjusted Goal is 11.9%

FUND TYPE	TOTAL EXPENDITURES	TOTAL SPENT WITH NON-HUBS AMOUNT/%	TOTAL SPENT WITH **ADJ. HUBS 6.6% AMOUNT/%	TOTAL SPENT WITH *OTHER HUBS 5.3% AMOUNT/%	ASIAN PACIFIC AMOUNT/%	**ADJUSTED HUB GOAL 6.6% BLACK AMOUNT/%	HISPANIC AMOUNT/%	NATIVE AMERICAN AMOUNT/%	*OTHER HUB GOAL 5.3% WOMAN AMOUNT/%
-----------	--------------------	------------------------------------	--	--	------------------------	--	-------------------	--------------------------	--

T  
N  
S  
-TC

C

723-UT MEDICAL BRANCH AT GALVESTON-Building Construction Unadjusted Goal is 26.1%

FUND TYPE	TOTAL EXPENDITURES	TOTAL SPENT WITH NON-HUBS	TOTAL SPENT WITH **ADJ. HUBS 26.1%	TOTAL SPENT WITH *OTHER HUBS 1.0%	BLACK	**ADJUSTED HUB GOAL 26.1% HISPANIC	WOMAN	*OTHER HUB GOAL 1.0% ASIAN PACIFIC	NATIVE AMERICAN
-----------	--------------------	---------------------------	------------------------------------	-----------------------------------	-------	---------------------------------------	-------	---------------------------------------	-----------------

T  
N  
S  
-TC

C

723-UT MEDICAL BRANCH AT GALVESTON-Special Trade Unadjusted Goal is 67.2%

FUND TYPE	TOTAL EXPENDITURES	TOTAL SPENT WITH NON-HUBS	TOTAL SPENT WITH **ADJ. HUBS 67.0%	TOTAL SPENT WITH *OTHER HUBS 10.2%	BLACK	**ADJUSTED HUB GOAL 47.0% HISPANIC	ASIAN PACIFIC	*OTHER HUB GOAL 10.2% NATIVE AMERICAN	WOMAN
-----------	--------------------	---------------------------	------------------------------------	------------------------------------	-------	---------------------------------------	---------------	--	-------

T  
N  
S  
-TC

C

723-UT MEDICAL BRANCH AT GALVESTON-Professional Services Unadjusted Goal is 20.0%

FUND TYPE	TOTAL EXPENDITURES	TOTAL SPENT WITH NON-HUBS	TOTAL SPENT WITH **ADJ. HUBS 18.1%	TOTAL SPENT WITH *OTHER HUBS 1.9%	BLACK	**ADJUSTED HUB GOAL 18.1% HISPANIC	WOMAN	*OTHER HUB GOAL 1.9% ASIAN PACIFIC	NATIVE AMERICAN
-----------	--------------------	---------------------------	------------------------------------	-----------------------------------	-------	---------------------------------------	-------	---------------------------------------	-----------------

T  
N  
S  
-TC

C

723-UT MEDICAL BRANCH AT GALVESTON-Other Services Unadjusted Goal is 33.0%

FUND TYPE	TOTAL EXPENDITURES	TOTAL SPENT WITH NON-HUBS	TOTAL SPENT WITH **ADJ. HUBS 33.0%	ASIAN PACIFIC	**ADJUSTED HUB GOAL 33.0% BLACK	HISPANIC	NATIVE AMERICAN	WOMAN
-----------	--------------------	---------------------------	------------------------------------	---------------	------------------------------------	----------	-----------------	-------

T  
N  
S  
-TC

C

723-UT MEDICAL BRANCH AT GALVESTON-Commodity Purchasing Unadjusted Goal is 12.8%

FUND TYPE	TOTAL EXPENDITURES	TOTAL SPENT WITH NON-HUBS	TOTAL SPENT WITH **ADJ. HUBS 11.5%	TOTAL SPENT WITH *OTHER HUBS 1.1%	BLACK	**ADJUSTED HUB GOAL 11.5% HISPANIC	WOMAN	*OTHER HUB GOAL 1.1% ASIAN PACIFIC	NATIVE AMERICAN
-----------	--------------------	---------------------------	------------------------------------	-----------------------------------	-------	---------------------------------------	-------	---------------------------------------	-----------------

T  
N  
S  
-TC

C

DB = DEBIT (NEGATIVE AMOUNT) \* = OTHER HUBS \*\* = ADJUSTED HUBS \*\*\* = DOLLARS REPORTED BUT NOT SHOWN IN THESE COLUMNS. SEE COVER LETTER PARA. 4  
T=TREASURY, N=NON-TREASURY, S=SUBCONTRACTOR FUNDS & PROCUREMENT CARD HUB PURCHASES, TC=TERM CONTRACT, C=CONSOLIDATED. SEE PAGE 4 OF HUB REPORT FOR FUND TYPE DESCRIPTION.

724-UNIVERSITY OF TEXAS AT EL PASO-Heavy Construction Unadjusted Goal is 11.9%

FUND TYPE	TOTAL EXPENDITURES	TOTAL SPENT WITH NON-HUBS AMOUNT/%	TOTAL SPENT WITH **ADJ. HUBS 6.8% AMOUNT/%	TOTAL SPENT WITH *OTHER HUBS 5.3% AMOUNT/%	**ADJUSTED HUB GOAL 6.8%				*OTHER HUB GOAL 5.3%	
					ASIAN PACIFIC AMOUNT/%	BLACK AMOUNT/%	HISPANIC AMOUNT/%	NATIVE AMERICAN AMOUNT/%	WOMAN AMOUNT/%	
T										
N	\$1,177	\$1,177/100%								
S										
-TC										
C	\$1,177	\$1,177/100%								

724-UNIVERSITY OF TEXAS AT EL PASO-Building Construction Unadjusted Goal is 26.1%

FUND TYPE	TOTAL EXPENDITURES	TOTAL SPENT WITH NON-HUBS	TOTAL SPENT WITH **ADJ. HUBS 26.1%	TOTAL SPENT WITH *OTHER HUBS 1.0%	**ADJUSTED HUB GOAL 26.1%			*OTHER HUB GOAL 1.0%	
					BLACK	HISPANIC	WOMAN	ASIAN PACIFIC	NATIVE AMERICAN
T									
N									
S									
-TC									
C									

724-UNIVERSITY OF TEXAS AT EL PASO-Special Trade Unadjusted Goal is 57.2%

FUND TYPE	TOTAL EXPENDITURES	TOTAL SPENT WITH NON-HUBS	TOTAL SPENT WITH **ADJ. HUBS 47.0%	TOTAL SPENT WITH *OTHER HUBS 10.2%	**ADJUSTED HUB GOAL 47.0%		*OTHER HUB GOAL 10.2%		
					BLACK	HISPANIC	ASIAN PACIFIC	NATIVE AMERICAN	WOMAN
T	\$21,110	\$17,340/42.2%	\$3,376/15.9%	\$354/1.67%					\$354/1.67%
N	\$5,016,151	\$3,841,352/72.9%	\$485,897/9.28%	\$908,901/18.1%		\$466,897/9.28%			\$908,901/18.1%
S									
-TC									
C	\$5,037,262	\$3,658,722/72.6%	\$488,273/9.31%	\$908,255/18.0%		\$468,273/9.31%			\$908,255/18.0%

724-UNIVERSITY OF TEXAS AT EL PASO-Professional Services Unadjusted Goal is 20.0%

FUND TYPE	TOTAL EXPENDITURES	TOTAL SPENT WITH NON-HUBS	TOTAL SPENT WITH **ADJ. HUBS 19.1%	TOTAL SPENT WITH *OTHER HUBS 1.9%	**ADJUSTED HUB GOAL 19.1%			*OTHER HUB GOAL 1.9%	
					BLACK	HISPANIC	WOMAN	ASIAN PACIFIC	NATIVE AMERICAN
T	\$180	\$180/100%							
N	\$347,268	\$311,542/89.7%	\$35,725/10.2%			\$35,725/10.2%			
S									
-TC									
C	\$347,428	\$311,702/89.7%	\$35,725/10.2%			\$35,725/10.2%			

724-UNIVERSITY OF TEXAS AT EL PASO-Other Services Unadjusted Goal is 33.0%

FUND TYPE	TOTAL EXPENDITURES	TOTAL SPENT WITH NON-HUBS	TOTAL SPENT WITH **ADJ. HUBS 33.0%	**ADJUSTED HUB GOAL 33.0%				
				ASIAN PACIFIC	BLACK	HISPANIC	NATIVE AMERICAN	WOMAN
T	\$645,422	\$637,834/98.8%	\$7,588/1.17%					\$533/.082%
N	\$8,507,227	\$8,220,089/95.6%	\$287,137/4.41%	\$1,530/.252%	\$863/.013%	\$5,425/.840%		\$51,840/.798%
S				\$3,222/.449%		\$231,211/3.55%		
-TC	\$7,212	\$7,212/100%						
C	\$7,145,437	\$6,850,711/95.8%	\$294,725/4.12%	\$4,652/.067%	\$863/.012%	\$238,637/3.31%		\$52,373/.733%

724-UNIVERSITY OF TEXAS AT EL PASO-Commodity Purchasing Unadjusted Goal is 12.6%

FUND TYPE	TOTAL EXPENDITURES	TOTAL SPENT WITH NON-HUBS	TOTAL SPENT WITH **ADJ. HUBS 11.5%	TOTAL SPENT WITH *OTHER HUBS 1.1%	**ADJUSTED HUB GOAL 11.5%			*OTHER HUB GOAL 1.1%	
					BLACK	HISPANIC	WOMAN	ASIAN PACIFIC	NATIVE AMERICAN
T	\$1,823,036	\$1,457,604/79.9%	\$338,720/18.5%	\$28,710/1.48%					
N	\$14,248,624	\$12,630,331/88.6%	\$1,495,467/10.4%	\$120,424/.848%	\$8,628/.473%	\$76,186/4.12%	\$254,892/13.9%	\$28,710/1.48%	
S	***	***	\$17,984/2.40%		\$12,333/.086%	\$550,242/3.86%	\$832,891/6.64%	\$120,451/.845%	\$373/.002%
-TC	\$223,034	\$221,843/98.5%	\$781/.364%	\$289/.134%	\$4,807/.643%	\$10,142/1.35%	\$3,033/.406%		
C	\$15,846,625	\$13,855,992/87.5%	\$1,451,381/11.6%	\$147,235/.929%	\$25,770/.162%	\$826,317/4.00%	\$1,190,293/7.51%	\$148,862/.926%	\$373/.002%

DB = DEBIT (NEGATIVE AMOUNT) \* = OTHER HUBS \*\* = ADJUSTED HUBS \*\*\* = DOLLARS REPORTED BUT NOT SHOWN IN THESE COLUMNS. SEE COVER LETTER PARA. 4  
T-TREASURY, N-NON-TREASURY, S-SUBCONTRACTOR FUNDS & PROCUREMENT CARD HUB PURCHASES, TC-TEAM CONTRACT, C-CONSOLIDATED. SEE PAGE 4 OF HUB REPORT FOR FUND TYPE DESCRIPTION.

727-TEXAS TRANSPORTATION INSTITUTE-Heavy Construction Unadjusted Goal is 11.9%

FUND TYPE	TOTAL EXPENDITURES	TOTAL SPENT WITH NON-HUBS AMOUNT/%	TOTAL SPENT WITH **ADJ. HUBS 5.6%	TOTAL SPENT WITH *OTHER HUBS 5.3%	ASIAN PACIFIC AMOUNT/%	**ADJUSTED HUB GOAL 5.6%	BLACK AMOUNT/%	HISPANIC AMOUNT/%	NATIVE AMERICAN AMOUNT/%	*OTHER HUB GOAL 5.3%
-----------	--------------------	------------------------------------	-----------------------------------	-----------------------------------	------------------------	--------------------------	----------------	-------------------	--------------------------	----------------------

T  
N  
S  
-TC

C

727-TEXAS TRANSPORTATION INSTITUTE-Building Construction Unadjusted Goal is 28.1%

FUND TYPE	TOTAL EXPENDITURES	TOTAL SPENT WITH NON-HUBS	TOTAL SPENT WITH **ADJ. HUBS 25.1%	TOTAL SPENT WITH *OTHER HUBS 1.0%	BLACK	**ADJUSTED HUB GOAL 25.1%	HISPANIC	WOMAN	ASIAN PACIFIC	NATIVE AMERICAN
-----------	--------------------	---------------------------	------------------------------------	-----------------------------------	-------	---------------------------	----------	-------	---------------	-----------------

T  
N  
S  
-TC

C

727-TEXAS TRANSPORTATION INSTITUTE-Special Trade Unadjusted Goal is 57.2%

FUND TYPE	TOTAL EXPENDITURES	TOTAL SPENT WITH NON-HUBS	TOTAL SPENT WITH **ADJ. HUBS 47.0%	TOTAL SPENT WITH *OTHER HUBS 10.2%	BLACK	**ADJUSTED HUB GOAL 47.0%	HISPANIC	WOMAN	ASIAN PACIFIC	NATIVE AMERICAN
-----------	--------------------	---------------------------	------------------------------------	------------------------------------	-------	---------------------------	----------	-------	---------------	-----------------

T  
N  
S  
-TC

C

727-TEXAS TRANSPORTATION INSTITUTE-Professional Services Unadjusted Goal is 20.0%

FUND TYPE	TOTAL EXPENDITURES	TOTAL SPENT WITH NON-HUBS	TOTAL SPENT WITH **ADJ. HUBS 18.1%	TOTAL SPENT WITH *OTHER HUBS 1.9%	BLACK	**ADJUSTED HUB GOAL 18.1%	HISPANIC	WOMAN	ASIAN PACIFIC	NATIVE AMERICAN
-----------	--------------------	---------------------------	------------------------------------	-----------------------------------	-------	---------------------------	----------	-------	---------------	-----------------

T  
N  
S  
-TC

C

727-TEXAS TRANSPORTATION INSTITUTE-Other Services Unadjusted Goal is 33.0%

FUND TYPE	TOTAL EXPENDITURES	TOTAL SPENT WITH NON-HUBS	TOTAL SPENT WITH **ADJ. HUBS 33.0%	ASIAN PACIFIC	BLACK	**ADJUSTED HUB GOAL 33.0%	HISPANIC	NATIVE AMERICAN	WOMAN
-----------	--------------------	---------------------------	------------------------------------	---------------	-------	---------------------------	----------	-----------------	-------

T  
N  
S  
-TC

C

727-TEXAS TRANSPORTATION INSTITUTE-Commodity Purchasing Unadjusted Goal is 12.6%

FUND TYPE	TOTAL EXPENDITURES	TOTAL SPENT WITH NON-HUBS	TOTAL SPENT WITH **ADJ. HUBS 11.5%	TOTAL SPENT WITH *OTHER HUBS 1.1%	BLACK	**ADJUSTED HUB GOAL 11.5%	HISPANIC	WOMAN	ASIAN PACIFIC	NATIVE AMERICAN
-----------	--------------------	---------------------------	------------------------------------	-----------------------------------	-------	---------------------------	----------	-------	---------------	-----------------

T  
N  
S  
-TC

C

DB = DEBIT (NEGATIVE AMOUNT) \* = OTHER HUBS \*\* = ADJUSTED HUBS \*\*\* = DOLLARS REPORTED BUT NOT SHOWN IN THESE COLUMNS. SEE COVER LETTER PARA. 4  
T=TREASURY, N=NON-TREASURY, S=SUBCONTRACTOR FUNDS & PROCUREMENT CARD HUB PURCHASES, TC=TERM CONTRACT, C=CONSOLIDATED. SEE PAGE 4 OF HUB REPORT FOR FUND TYPE DESCRIPTION.

729-UT SOUTHWESTERN MEDICAL CTR/DALLAS-Heavy Construction Unadjusted Goal is 11.8%

FUND TYPE	TOTAL EXPENDITURES	TOTAL SPENT WITH NON-HUBS AMOUNT/%	TOTAL SPENT WITH **ADJ. HUBS 8.8% AMOUNT/%	TOTAL SPENT WITH *OTHER HUBS 5.3% AMOUNT/%	**ADJUSTED HUB GOAL 8.8%				*OTHER HUB GOAL 5.3% WOMAN AMOUNT/%
					ASIAN PACIFIC AMOUNT/%	BLACK AMOUNT/%	HISPANIC AMOUNT/%	NATIVE AMERICAN AMOUNT/%	
T	\$8,100	\$8,100/100 %							
N									
S									
-TC									
C	\$8,100	\$8,100/100 %							

729-UT SOUTHWESTERN MEDICAL CTR/DALLAS-Building Construction Unadjusted Goal is 26.1%

FUND TYPE	TOTAL EXPENDITURES	TOTAL SPENT WITH NON-HUBS	TOTAL SPENT WITH **ADJ. HUBS 26.1%	TOTAL SPENT WITH *OTHER HUBS 1.0%	**ADJUSTED HUB GOAL 26.1%			*OTHER HUB GOAL 1.0%	
					BLACK	HISPANIC	WOMAN	ASIAN PACIFIC	NATIVE AMERICAN
T									
N									
S									
-TC									
C									

729-UT SOUTHWESTERN MEDICAL CTR/DALLAS-Special Trade Unadjusted Goal is 57.2%

FUND TYPE	TOTAL EXPENDITURES	TOTAL SPENT WITH NON-HUBS	TOTAL SPENT WITH **ADJ. HUBS 47.0%	TOTAL SPENT WITH *OTHER HUBS 10.2%	**ADJUSTED HUB GOAL 47.0%		*OTHER HUB GOAL 10.2%		
					BLACK	HISPANIC	ASIAN PACIFIC	NATIVE AMERICAN	WOMAN
T	\$4208	\$4208							
N	\$1,029,823	\$742,898/72.1%	\$225,386/21.8%	\$61,841/6.00%	\$225,386/21.8%				\$61,841/6.00%
S									
-TC									
C	\$1,029,881	\$742,864/72.1%	\$225,386/21.8%	\$61,841/6.00%	\$225,386/21.8%				\$61,841/6.00%

729-UT SOUTHWESTERN MEDICAL CTR/DALLAS-Professional Services Unadjusted Goal is 20.0%

FUND TYPE	TOTAL EXPENDITURES	TOTAL SPENT WITH NON-HUBS	TOTAL SPENT WITH **ADJ. HUBS 18.1%	TOTAL SPENT WITH *OTHER HUBS 1.9%	**ADJUSTED HUB GOAL 18.1%			*OTHER HUB GOAL 1.9%	
					BLACK	HISPANIC	WOMAN	ASIAN PACIFIC	NATIVE AMERICAN
T									
N	\$393,105	\$370,881/94.3%	\$22,223/5.65%		\$16,522/4.20%			\$5,701/1.45%	
S									
-TC									
C	\$393,105	\$370,881/94.3%	\$22,223/5.65%		\$16,522/4.20%			\$5,701/1.45%	

729-UT SOUTHWESTERN MEDICAL CTR/DALLAS-Other Services Unadjusted Goal is 33.0%

FUND TYPE	TOTAL EXPENDITURES	TOTAL SPENT WITH NON-HUBS	TOTAL SPENT WITH **ADJ. HUBS 33.0%	**ADJUSTED HUB GOAL 33.0%				
				ASIAN PACIFIC	BLACK	HISPANIC	NATIVE AMERICAN	WOMAN
T	\$228,351	\$228,937/98.5%	\$2,413/1.05%					\$2,413/1.05%
N	\$27,781,025	\$24,147,821/86.9%	\$3,613,404/13.0%	\$48,931/.165%	\$1,918,225/6.80%	\$174,635/.629%	\$240/.000%	\$1,473,372/5.30%
S								
-TC	\$36,351	\$36,357/100 %						
C	\$27,953,019	\$24,337,200/87.0%	\$3,615,818/12.9%	\$48,931/.167%	\$1,918,225/6.86%	\$174,635/.624%	\$240/.000%	\$1,475,788/5.27%

729-UT SOUTHWESTERN MEDICAL CTR/DALLAS-Commodity Purchasing Unadjusted Goal is 12.6%

FUND TYPE	TOTAL EXPENDITURES	TOTAL SPENT WITH NON-HUBS	TOTAL SPENT WITH **ADJ. HUBS 11.5%	TOTAL SPENT WITH *OTHER HUBS 1.1%	**ADJUSTED HUB GOAL 11.6%			*OTHER HUB GOAL 1.1%	
					BLACK	HISPANIC	WOMAN	ASIAN PACIFIC	NATIVE AMERICAN
T	\$62,935DB	\$121,170DB	\$19,408	\$18,826					
N	\$59,136,948	\$55,639,937/81.9%	\$11,806,115/17.0%	\$890,896/.999%	\$2,392,497/3.46%	\$1,567,999/2.26%	\$7,845,819/11.3%	\$674,782/.975%	
S									
-TC	\$712,997	\$875,249/94.7%	\$33,202/4.65%	\$4,545/.637%	\$2,416/.338%	\$10,239/1.43%	\$20,547/2.88%	\$4,545/.637%	
C	\$58,341,016	\$55,843,617/81.7%	\$11,792,321/17.2%	\$705,177/1.03%	\$2,392,384/3.50%	\$1,569,147/2.28%	\$7,840,790/11.4%	\$688,064/1.00%	

DB = DEBIT (NEGATIVE AMOUNT) \* = OTHER HUBS \*\* = ADJUSTED HUBS \*\*\* = DOLLARS REPORTED BUT NOT SHOWN IN THESE COLUMNS. SEE COVER LETTER PARA. 4  
T=TREASURY, N=NON-TREASURY, S=SUBCONTRACTOR FUNDS & PROCUREMENT CARD HUB PURCHASES, TC=TERM CONTRACT, C=CONSOLIDATED. SEE PAGE 4 OF HUB REPORT FOR FUND TYPE DESCRIPTION.

730-UNIVERSITY OF HOUSTON-Heavy Construction Unadjusted Goal is 11.8%

FUND TYPE	TOTAL EXPENDITURES	TOTAL SPENT WITH NON-HUBS AMOUNT/%	TOTAL SPENT WITH **ADJ. HUBS 8.5%	TOTAL SPENT WITH *OTHER HUBS 3.3%	**ADJUSTED HUB GOAL 6.6%				*OTHER HUB GOAL 5.3% WOMAN AMOUNT/%
					ASIAN PACIFIC AMOUNT/%	BLACK AMOUNT/%	HISPANIC AMOUNT/%	NATIVE AMERICAN AMOUNT/%	

T	\$1,742	\$1,742/100%							
N									
S									
-TC									

C	\$1,742	\$1,742/100%							
---	---------	--------------	--	--	--	--	--	--	--

730-UNIVERSITY OF HOUSTON-Building Construction Unadjusted Goal is 26.1%

FUND TYPE	TOTAL EXPENDITURES	TOTAL SPENT WITH NON-HUBS	TOTAL SPENT WITH **ADJ. HUBS 25.1%	TOTAL SPENT WITH *OTHER HUBS 1.0%	**ADJUSTED HUB GOAL 25.1%			*OTHER HUB GOAL 1.0%	
					BLACK	HISPANIC	WOMAN	ASIAN PACIFIC	NATIVE AMERICAN

T	\$288,432	\$180,975/65.5%	\$98,456/34.0%						
N	\$5,131,055	\$3,744,687/72.8%	\$1,343,997/26.1%	\$42,380/.826%	\$21,197/.413%	\$1,322,800/25.7%	\$16,300/.282%	\$11,075/.204%	\$42,390/.826%
S	***	***	\$26,375/.886%	\$5,200/.095%					\$5,200/.095%
-TC									

C	\$5,420,487	\$3,835,643/72.6%	\$1,468,828/27.0%	\$47,590/.878%	\$21,197/.391%	\$1,401,785/25.8%	\$45,846/.845%	\$47,590/.878%	
---	-------------	-------------------	-------------------	----------------	----------------	-------------------	----------------	----------------	--

730-UNIVERSITY OF HOUSTON-Special Trade Unadjusted Goal is 57.2%

FUND TYPE	TOTAL EXPENDITURES	TOTAL SPENT WITH NON-HUBS	TOTAL SPENT WITH **ADJ. HUBS 47.0%	TOTAL SPENT WITH *OTHER HUBS 10.2%	**ADJUSTED HUB GOAL 47.0%			*OTHER HUB GOAL 10.2%		
					BLACK	HISPANIC	WOMAN	ASIAN PACIFIC	NATIVE AMERICAN	WOMAN

T	\$3,939,710	\$2,183,830/55.3%	\$855,092/21.8%	\$100,788/2.6%	\$1,275/.032%	\$653,817/16.5%	\$27,159/.689%		\$73,629/1.86%
N	\$6,858,856	\$6,444,043/93.9%	\$135,494/1.97%	\$279,318/4.07%	\$31,372/.457%	\$104,122/1.51%	\$268,374/3.91%		\$10,944/.159%
S	***	***	\$1,029,166/9.92%	\$1,326,460/12.7%	\$800,884/7.72%	\$228,282/2.20%	\$1,323,800/12.7%		\$2,280/.021%
-TC									

C	\$10,788,566	\$9,627,873/89.1%	\$1,819,762/16.8%	\$1,706,967/15.7%	\$833,531/7.71%	\$885,221/8.13%	\$1,619,133/14.8%		\$86,834/.804%
---	--------------	-------------------	-------------------	-------------------	-----------------	-----------------	-------------------	--	----------------

730-UNIVERSITY OF HOUSTON-Professional Services Unadjusted Goal is 20.0%

FUND TYPE	TOTAL EXPENDITURES	TOTAL SPENT WITH NON-HUBS	TOTAL SPENT WITH **ADJ. HUBS 18.3%	TOTAL SPENT WITH *OTHER HUBS 1.7%	**ADJUSTED HUB GOAL 18.1%			*OTHER HUB GOAL 1.5%		
					BLACK	HISPANIC	WOMAN	ASIAN PACIFIC	NATIVE AMERICAN	WOMAN

T	\$383,485	\$298,615/82.1%	\$60,417/16.6%	\$4,453/1.22%	\$60,417/16.6%				
N	\$371,881	\$287,039/77.1%	\$74,681/20.0%	\$10,250/2.75%	\$29,341/7.88%	\$46,260/12.1%			\$10,250/2.75%
-TC									

C	\$735,367	\$685,655/98.6%	\$135,008/18.3%	\$14,703/1.99%	\$89,758/12.2%	\$46,260/6.15%			\$14,703/1.99%
---	-----------	-----------------	-----------------	----------------	----------------	----------------	--	--	----------------

730-UNIVERSITY OF HOUSTON-Other Services Unadjusted Goal is 33.0%

FUND TYPE	TOTAL EXPENDITURES	TOTAL SPENT WITH NON-HUBS	TOTAL SPENT WITH **ADJ. HUBS 33.0%	**ADJUSTED HUB GOAL 33.0%				
				ASIAN PACIFIC	BLACK	HISPANIC	NATIVE AMERICAN	WOMAN

T	\$5,551,140	\$5,478,406/98.6%	\$72,734/1.31%	\$3,826/.068%	\$45,737/.823%	\$13,280/.238%			\$8,890/.178%
N	\$12,793,052	\$12,262,231/95.8%	\$630,821/4.14%	\$31,844/.249%	\$40,900/.318%	\$197,722/1.64%			\$257,963/2.01%
S	***	***	\$85,733/7.80%		\$84,101/7.65%				\$1,832/.148%
-TC	\$329	\$329/100%							

C	\$18,343,863	\$17,740,308/98.7%	\$689,288/3.75%	\$35,771/.195%	\$170,736/.930%	\$211,002/1.15%			\$289,475/1.48%
---	--------------	--------------------	-----------------	----------------	-----------------	-----------------	--	--	-----------------

730-UNIVERSITY OF HOUSTON-Commodity Purchasing Unadjusted Goal is 12.6%

FUND TYPE	TOTAL EXPENDITURES	TOTAL SPENT WITH NON-HUBS	TOTAL SPENT WITH **ADJ. HUBS 11.5%	TOTAL SPENT WITH *OTHER HUBS 1.1%	**ADJUSTED HUB GOAL 11.5%			*OTHER HUB GOAL 1.1%	
					BLACK	HISPANIC	WOMAN	ASIAN PACIFIC	NATIVE AMERICAN

T	\$11,735,898	\$9,786,788/83.3%	\$1,353,695/11.6%	\$598,202/5.07%	\$66,071/.562%	\$809,551/6.89%	\$478,272/4.07%		\$598,202/5.07%
N	\$17,074,071	\$16,743,881/98.2%	\$974,308/5.70%	\$356,860/2.08%	\$158,777/.928%	\$255,186/1.49%	\$560,266/3.28%		\$356,487/2.08%
S	***	***	\$1,178/.028%	\$3,778/.086%			\$1,178/.028%		\$3,778/.086%
-TC	\$552,987	\$528,824/95.4%	\$2,497/.450%	\$22,665/4.09%		\$2,487/.450%			\$22,665/4.09%

C	\$26,266,960	\$25,001,855/98.4%	\$2,325,886/8.23%	\$933,195/3.30%	\$224,848/.795%	\$1,082,220/3.76%	\$1,035,818/3.67%		\$932,812/3.30%
---	--------------	--------------------	-------------------	-----------------	-----------------	-------------------	-------------------	--	-----------------

DB = DEBIT (NEGATIVE AMOUNT) \* = OTHER HUBS \*\* = ADJUSTED HUBS \*\*\* = DOLLARS REPORTED BUT NOT SHOWN IN THESE COLUMNS. SEE COVER LETTER PARA. 4  
T=TREASURY, N=NON-TREASURY, S=SUBCONTRACTOR FUNDS & PROCUREMENT CARD HUB PURCHASES, TC=TERM CONTRACT, C=CONSOLIDATED. SEE PAGE 4 OF HUB REPORT FOR FUND TYPE DESCRIPTION.

731-TEXAS WOMAN'S UNIVERSITY-Heavy Construction Unadjusted Goal is 11.9%

FUND TYPE	TOTAL EXPENDITURES	TOTAL SPENT WITH NON-HUBS AMOUNT/%	TOTAL SPENT WITH **ADJ. HUBS 6.2% AMOUNT/%	TOTAL SPENT WITH *OTHER HUBS 5.7% AMOUNT/%	**ADJUSTED HUB GOAL 6.6%				*OTHER HUB GOAL 5.3% WOMAN
					ASIAN PACIFIC AMOUNT/%	BLACK AMOUNT/%	HISPANIC AMOUNT/%	NATIVE AMERICAN AMOUNT/%	WOMAN AMOUNT/%

T  
N  
S  
-TC

C

731-TEXAS WOMAN'S UNIVERSITY-Building Construction Unadjusted Goal is 26.1%

FUND TYPE	TOTAL EXPENDITURES	TOTAL SPENT WITH NON-HUBS	TOTAL SPENT WITH **ADJ. HUBS 25.1%	TOTAL SPENT WITH *OTHER HUBS 1.0%	**ADJUSTED HUB GOAL 25.1%			*OTHER HUB GOAL 1.0%	
					BLACK	HISPANIC	WOMAN	ASIAN PACIFIC	NATIVE AMERICAN

T  
N  
S  
-TC

C

731-TEXAS WOMAN'S UNIVERSITY-Special Trade Unadjusted Goal is 57.2%

FUND TYPE	TOTAL EXPENDITURES	TOTAL SPENT WITH NON-HUBS	TOTAL SPENT WITH **ADJ. HUBS 47.0%	TOTAL SPENT WITH *OTHER HUBS 10.2%	**ADJUSTED HUB GOAL 47.0%		*OTHER HUB GOAL 10.2%		
					BLACK	HISPANIC	ASIAN PACIFIC	NATIVE AMERICAN	WOMAN

T  
N  
S  
-TC

C

731-TEXAS WOMAN'S UNIVERSITY-Professional Services Unadjusted Goal is 20.0%

FUND TYPE	TOTAL EXPENDITURES	TOTAL SPENT WITH NON-HUBS	TOTAL SPENT WITH **ADJ. HUBS 18.1%	TOTAL SPENT WITH *OTHER HUBS 1.9%	**ADJUSTED HUB GOAL 18.1%			*OTHER HUB GOAL 1.9%	
					BLACK	HISPANIC	WOMAN	ASIAN PACIFIC	NATIVE AMERICAN

T  
N  
S  
-TC

C

731-TEXAS WOMAN'S UNIVERSITY-Other Services Unadjusted Goal is 33.0%

FUND TYPE	TOTAL EXPENDITURES	TOTAL SPENT WITH NON-HUBS	TOTAL SPENT WITH **ADJ. HUBS 23.0%	TOTAL SPENT WITH *OTHER HUBS 1.0%	**ADJUSTED HUB GOAL 33.0%				
					ASIAN PACIFIC	BLACK	HISPANIC	NATIVE AMERICAN	WOMAN

T  
N  
S  
-TC

C

731-TEXAS WOMAN'S UNIVERSITY-Commodity Purchasing Unadjusted Goal is 12.6%

FUND TYPE	TOTAL EXPENDITURES	TOTAL SPENT WITH NON-HUBS	TOTAL SPENT WITH **ADJ. HUBS 11.5%	TOTAL SPENT WITH *OTHER HUBS 1.1%	**ADJUSTED HUB GOAL 11.5%			*OTHER HUB GOAL 1.1%	
					BLACK	HISPANIC	WOMAN	ASIAN PACIFIC	NATIVE AMERICAN

T  
N  
S  
-TC

C

DB = DEBIT (NEGATIVE AMOUNT) \* = OTHER HUBS \*\* = ADJUSTED HUBS \*\*\* = DOLLARS REPORTED BUT NOT SHOWN IN THESE COLUMNS. SEE COVER LETTER PARA. 4  
T-TREASURY, N-NON-TREASURY, S-SUBCONTRACTOR FUNDS & PROCUREMENT CARD HUB PURCHASES, TC-TERM CONTRACT, C-CONSOLIDATED. SEE PAGE 4 OF HUB REPORT FOR FUND TYPE DESCRIPTION.

732-TEXAS A & M UNIVERSITY - KINGSVILLE-Heavy Construction Unadjusted Goal is 11.9%

FUND TYPE	TOTAL EXPENDITURES	TOTAL SPENT WITH NON-HUBS AMOUNT/%	TOTAL SPENT WITH **ADJ. HUBS 5.6%	TOTAL SPENT WITH **OTHER HUBS 5.3%	ASIAN PACIFIC AMOUNT/%	**ADJUSTED HUB GOAL 5.6%	BLACK AMOUNT/%	HISPANIC AMOUNT/%	NATIVE AMERICAN AMOUNT/%	*OTHER HUB GOAL 5.3%
T	\$1,700	\$1,700/100%								
N										
S										
-TC										
C	\$1,700	\$1,700/100%								

732-TEXAS A & M UNIVERSITY - KINGSVILLE-Building Construction Unadjusted Goal is 26.1%

FUND TYPE	TOTAL EXPENDITURES	TOTAL SPENT WITH NON-HUBS	TOTAL SPENT WITH **ADJ. HUBS 25.1%	TOTAL SPENT WITH **OTHER HUBS 1.0%	BLACK	**ADJUSTED HUB GOAL 26.1%	HISPANIC	WOMAN	*OTHER HUB GOAL 1.0%
T	\$1,001,315	\$908,978/90.5%	\$1,890/.187%	\$92,457/9.23%			\$1,890/.187%		\$92,457/9.23%
N	\$3,200,384	\$2,816,693/88.0%	\$382,338/11.9%	\$1,334/.041%	\$116/.003%			\$382,219/11.9%	\$1,334/.041%
S									
-TC									
C	\$4,201,680	\$3,723,671/88.6%	\$384,218/9.14%	\$93,782/2.23%	\$116/.002%		\$1,890/.044%	\$382,219/9.09%	\$93,782/2.23%

732-TEXAS A & M UNIVERSITY - KINGSVILLE-Special Trade Unadjusted Goal is 57.2%

FUND TYPE	TOTAL EXPENDITURES	TOTAL SPENT WITH NON-HUBS	TOTAL SPENT WITH **ADJ. HUBS 47.0%	TOTAL SPENT WITH **OTHER HUBS 10.2%	BLACK	**ADJUSTED HUB GOAL 57.2%	HISPANIC	WOMAN	*OTHER HUB GOAL 10.2%
T	\$1,278,885	\$782,016/61.1%	\$26,882/2.10%	\$470,005/36.7%			\$26,882/2.10%		\$470,005/36.7%
N	\$3,398,953	\$2,987,060/87.2%	\$146,868/4.32%	\$285,038/8.38%			\$146,868/4.32%		\$285,038/8.38%
S									
-TC									
C	\$4,677,838	\$3,749,077/80.1%	\$173,718/3.71%	\$755,042/16.1%			\$173,718/3.71%		\$755,042/16.1%

732-TEXAS A & M UNIVERSITY - KINGSVILLE-Professional Services Unadjusted Goal is 20.0%

FUND TYPE	TOTAL EXPENDITURES	TOTAL SPENT WITH NON-HUBS	TOTAL SPENT WITH **ADJ. HUBS 18.1%	TOTAL SPENT WITH **OTHER HUBS 1.9%	BLACK	**ADJUSTED HUB GOAL 20.0%	HISPANIC	WOMAN	*OTHER HUB GOAL 1.9%
T	\$82,854	\$71,272/86.0%	\$11,582/13.9%	\$460/.209%			\$11,582/13.9%		\$460/.209%
N	\$219,855	\$207,702/94.4%	\$11,693/5.31%	\$460/.209%			\$11,693/5.31%		\$460/.209%
S									
-TC									
C	\$302,709	\$278,974/92.1%	\$23,275/7.68%	\$460/.152%			\$23,275/7.68%		\$460/.152%

732-TEXAS A & M UNIVERSITY - KINGSVILLE-Other Services Unadjusted Goal is 33.0%

FUND TYPE	TOTAL EXPENDITURES	TOTAL SPENT WITH NON-HUBS	TOTAL SPENT WITH **ADJ. HUBS 13.0%	TOTAL SPENT WITH **OTHER HUBS 1.1%	ASIAN PACIFIC	**ADJUSTED HUB GOAL 33.0%	BLACK	HISPANIC	NATIVE AMERICAN	WOMAN
T	\$618,714	\$539,218/87.1%	\$78,498/12.8%	\$132/.509%				\$24,264/3.92%		\$56,156/9.1%
N	\$1,758,108	\$1,684,731/95.8%	\$71,377/4.06%	\$132/.509%	\$78/.012%			\$28,485/1.62%	\$2,994/.170%	\$39,755/2.26%
S					\$141/.008%					
-TC	\$25,818	\$25,787/99.4%	\$132/.509%							\$132/.509%
C	\$2,348,803	\$2,198,159/93.5%	\$150,743/6.41%		\$219/.008%			\$52,749/2.24%	\$2,994/.127%	\$84,780/4.03%

732-TEXAS A & M UNIVERSITY - KINGSVILLE-Commodity Purchasing Unadjusted Goal is 12.8%

FUND TYPE	TOTAL EXPENDITURES	TOTAL SPENT WITH NON-HUBS	TOTAL SPENT WITH **ADJ. HUBS 11.5%	TOTAL SPENT WITH **OTHER HUBS 1.3%	BLACK	**ADJUSTED HUB GOAL 12.8%	HISPANIC	WOMAN	*OTHER HUB GOAL 1.1%
T	\$3,516,130	\$2,774,822/78.9%	\$275,772/7.84%	\$465,439/13.2%	\$6,832/.194%		\$85,517/2.43%	\$183,422/5.21%	\$465,439/13.2%
N	\$4,048,770	\$3,755,656/92.7%	\$99,674/2.48%	\$193,439/4.77%			\$23,003/.568%	\$76,671/1.68%	\$193,439/4.77%
S									
-TC	\$449,772	\$446,618/99.2%	\$2,784/.621%	\$458/.102%			\$613/.136%	\$2,180/.484%	\$458/.102%
C	\$7,115,128	\$6,044,059/85.5%	\$372,852/5.23%	\$658,416/9.25%	\$6,832/.096%		\$107,906/1.61%	\$257,913/3.62%	\$658,416/9.25%

DB = DEBIT (NEGATIVE AMOUNT) \* = OTHER HUBS \*\* = ADJUSTED HUBS \*\*\* = DOLLARS REPORTED BUT NOT SHOWN IN THESE COLUMNS. SEE COVER LETTER PARA. 4  
T=TREASURY, N=NON-TREASURY, S=SUBCONTRACTOR FUNDS & PROCUREMENT CARD HUB PURCHASES, TC=TERM CONTRACT, C=CONSOLIDATED. SEE PAGE 4 OF HUB REPORT FOR FUND TYPE DESCRIPTION.

733-TEXAS TECH UNIVERSITY-Heavy Construction Unadjusted Goal is 11.9%

FUND TYPE	TOTAL EXPENDITURES	TOTAL SPENT WITH NON-HUBS AMOUNT/%	TOTAL SPENT WITH **ADJ. HUBS 8.6%	TOTAL SPENT WITH *OTHER HUBS 3.3%	ASIAN PACIFIC AMOUNT/%	**ADJUSTED HUB GOAL 8.6% BLACK AMOUNT/%	HISPANIC AMOUNT/%	NATIVE AMERICAN AMOUNT/%	*OTHER HUB GOAL 5.3% WOMAN AMOUNT/%
T	\$39,814	\$39,814/100 %							
N									
S									
-TC									
C	\$39,814	\$39,814/100 %							

733-TEXAS TECH UNIVERSITY-Building Construction Unadjusted Goal is 26.1%

FUND TYPE	TOTAL EXPENDITURES	TOTAL SPENT WITH NON-HUBS	TOTAL SPENT WITH **ADJ. HUBS 25.1%	TOTAL SPENT WITH *OTHER HUBS 1.0%	BLACK	HISPANIC	WOMAN	ASIAN PACIFIC	NATIVE AMERICAN
T	\$319,95408	\$319,95408							
N	\$20,952,135	\$20,857,022/98.8%	\$5,113/.024%				\$5,113/.024%		
S	***	***	\$136,300/.560%			\$136,300/.560%			
-TC									
C	\$20,542,180	\$20,637,067/99.9%	\$141,413/.685%			\$136,300/.560%	\$5,113/.024%		

733-TEXAS TECH UNIVERSITY-Special Trade Unadjusted Goal is 57.2%

FUND TYPE	TOTAL EXPENDITURES	TOTAL SPENT WITH NON-HUBS	TOTAL SPENT WITH **ADJ. HUBS 47.0%	TOTAL SPENT WITH *OTHER HUBS 10.2%	BLACK	HISPANIC	ASIAN PACIFIC	NATIVE AMERICAN	WOMAN
T	\$273,212	\$214,334/78.4%	\$58,878/21.6%					\$210/.076%	\$58,559/21.4%
N	\$13,653,190	\$13,139,676/96.2%	\$19,166/.140%	\$494,447/3.62%	\$10,084/.073%	\$9,082/.066%	\$102,130/.744%	\$17,550/.128%	\$374,707/2.74%
S									
-TC	\$45,802		\$45,802/100 %						\$45,802/100 %
C	\$13,880,599	\$13,353,810/96.2%	\$19,186/.138%	\$607,623/3.65%	\$10,084/.072%	\$9,082/.065%	\$102,130/.738%	\$17,760/.127%	\$387,572/2.78%

733-TEXAS TECH UNIVERSITY-Professional Services Unadjusted Goal is 20.0%

FUND TYPE	TOTAL EXPENDITURES	TOTAL SPENT WITH NON-HUBS	TOTAL SPENT WITH **ADJ. HUBS 18.1%	TOTAL SPENT WITH *OTHER HUBS 1.9%	BLACK	HISPANIC	WOMAN	ASIAN PACIFIC	NATIVE AMERICAN
T	\$906	\$906/100 %							
N	\$328,049	\$328,049/100 %							
S									
-TC									
C	\$328,956	\$328,956/100 %							

733-TEXAS TECH UNIVERSITY-Other Services Unadjusted Goal is 33.0%

FUND TYPE	TOTAL EXPENDITURES	TOTAL SPENT WITH NON-HUBS	TOTAL SPENT WITH **ADJ. HUBS 33.0%	TOTAL SPENT WITH *OTHER HUBS 1.1%	ASIAN PACIFIC	BLACK	HISPANIC	NATIVE AMERICAN	WOMAN
T	\$842,012	\$620,771/97.4%	\$21,240/2.52%				\$4,051/.481%	\$600/.071%	\$16,588/1.97%
N	\$17,510,131	\$17,139,284/97.8%	\$370,847/2.11%		\$4,720/.027%	\$1,840/.010%	\$18,691/.106%	\$200,691/1.14%	\$144,834/.827%
S									
-TC	\$25,918	\$25,918/100 %							
C	\$18,326,225	\$17,934,137/97.8%	\$392,087/2.13%		\$4,720/.025%	\$1,840/.010%	\$22,712/.123%	\$201,292/1.09%	\$161,523/.881%

733-TEXAS TECH UNIVERSITY-Commodity Purchasing Unadjusted Goal is 12.6%

FUND TYPE	TOTAL EXPENDITURES	TOTAL SPENT WITH NON-HUBS	TOTAL SPENT WITH **ADJ. HUBS 11.5%	TOTAL SPENT WITH *OTHER HUBS 1.1%	BLACK	HISPANIC	WOMAN	ASIAN PACIFIC	NATIVE AMERICAN
T	\$4,766,187	\$3,681,674/77.2%	\$720,531/15.1%	\$362,361/7.61%	\$22,323/.468%	\$93,920/1.97%	\$604,286/12.6%	\$357,612/7.50%	\$5,348/.112%
N	\$34,379,396	\$32,619,305/94.8%	\$1,575,326/4.56%	\$184,764/.537%	\$13,609/.039%	\$184,459/.548%	\$1,373,356/3.99%	\$174,824/.508%	\$9,839/.028%
S	***	***	\$153,308/8.87%		\$4,579/.284%	\$148,726/8.57%			
-TC	\$529,978	\$501,304/94.6%	\$24,624/4.64%	\$4,048/.763%		\$2,151/.406%	\$22,473/4.24%	\$3,442/.849%	\$606/.114%
C	\$38,514,588	\$35,799,875/92.7%	\$2,424,539/6.27%	\$643,677/1.40%	\$36,832/.092%	\$284,808/.737%	\$2,103,898/5.44%	\$528,984/1.36%	\$14,882/.038%

DB = DEBIT (NEGATIVE AMOUNT) \* = OTHER HUBS \*\* = ADJUSTED HUBS \*\*\* = DOLLARS REPORTED BUT NOT SHOWN IN THESE COLUMNS. SEE COVER LETTER PARA. 4  
T=TREASURY, N=NON-TREASURY, S=SUBCONTRACTOR FUNDS & PROCUREMENT CARD HUB PURCHASES, TC=TERM CONTRACT, C=CONSOLIDATED. SEE PAGE 4 OF HUB REPORT FOR FUND TYPE DESCRIPTION.



734-LAMAR UNIVERSITY - BEAUMONT-Heavy Construction Unadjusted Goal is 11.9%

FUND TYPE	TOTAL EXPENDITURES	TOTAL SPENT WITH NON-HUBS AMOUNT/%	TOTAL SPENT WITH **ADJ. HUBS 5.4%	TOTAL SPENT WITH *OTHER HUBS 5.3% AMOUNT/%	ASIAN PACIFIC AMOUNT/%	BLACK AMOUNT/%	HISPANIC AMOUNT/%	NATIVE AMERICAN AMOUNT/%	*OTHER HUB GOAL 5.3% WOMAN AMOUNT/%
T									
N									
S									
-TC									
C									

734-LAMAR UNIVERSITY - BEAUMONT-Building Construction Unadjusted Goal is 25.1%

FUND TYPE	TOTAL EXPENDITURES	TOTAL SPENT WITH NON-HUBS	TOTAL SPENT WITH **ADJ. HUBS 25.1%	TOTAL SPENT WITH *OTHER HUBS 1.0%	BLACK	HISPANIC	WOMAN	ASIAN PACIFIC	NATIVE AMERICAN
T									
N									
S									
-TC									
C									

734-LAMAR UNIVERSITY - BEAUMONT-Special Trade Unadjusted Goal is 57.2%

FUND TYPE	TOTAL EXPENDITURES	TOTAL SPENT WITH NON-HUBS	TOTAL SPENT WITH **ADJ. HUBS 47.0%	TOTAL SPENT WITH *OTHER HUBS 10.2%	BLACK	HISPANIC	WOMAN	ASIAN PACIFIC	NATIVE AMERICAN
T	\$580,609	\$430,802/74.2%	\$2,516/.622%	\$148,090/25.1%		\$3,616/.622%		\$1,047/.180%	\$145,042/24.8%
N	\$4,464,616	\$4,295,562/96.2%	\$2,943/.066%	\$185,710/3.71%		\$2,943/.065%		\$1,047/.023%	\$88/.001%
S									
-TC	\$4,562	\$946/20.7%	\$3,516/78.2%			\$3,516/79.2%			
C	\$5,040,683	\$4,725,916/93.7%	\$2,943/.058%	\$311,801/6.18%		\$2,943/.058%		\$2,095/.041%	\$88/.001%

734-LAMAR UNIVERSITY - BEAUMONT-Professional Services Unadjusted Goal is 20.0%

FUND TYPE	TOTAL EXPENDITURES	TOTAL SPENT WITH NON-HUBS	TOTAL SPENT WITH **ADJ. HUBS 18.1%	TOTAL SPENT WITH *OTHER HUBS 1.8%	BLACK	HISPANIC	WOMAN	ASIAN PACIFIC	NATIVE AMERICAN
T	\$95,692	\$80,257/83.8%	\$15,435/16.1%			\$15,435/16.1%			
N	\$117,074	\$95,289/81.3%	\$21,785/18.6%		\$6,350/5.42%	\$15,435/13.1%			
S									
-TC									
C	\$212,767	\$175,547/82.5%	\$37,220/17.4%		\$6,350/2.98%	\$30,870/14.5%			

734-LAMAR UNIVERSITY - BEAUMONT-Other Services Unadjusted Goal is 33.0%

FUND TYPE	TOTAL EXPENDITURES	TOTAL SPENT WITH NON-HUBS	TOTAL SPENT WITH **ADJ. HUBS 33.0%	ASIAN PACIFIC	BLACK	HISPANIC	NATIVE AMERICAN	WOMAN
T	\$1,313,086	\$1,306,547/99.5%	\$8,538/.488%					\$8,538/.488%
N	\$2,603,361	\$2,502,518/96.1%	\$100,842/3.87%	\$105/.004%		\$20,055/.770%		\$80,882/3.05%
S								
-TC	\$74,097	\$74,097/100%						
C	\$3,842,350	\$3,734,868/97.2%	\$107,381/2.79%	\$105/.002%		\$20,055/.521%		\$87,221/2.27%

734-LAMAR UNIVERSITY - BEAUMONT-Commodity Purchasing Unadjusted Goal is 12.6%

FUND TYPE	TOTAL EXPENDITURES	TOTAL SPENT WITH NON-HUBS	TOTAL SPENT WITH **ADJ. HUBS 11.5%	TOTAL SPENT WITH *OTHER HUBS 1.1%	BLACK	HISPANIC	WOMAN	ASIAN PACIFIC	NATIVE AMERICAN
T	\$3,388,835	\$3,436,342/86.4%	\$331,597/8.52%	\$118,694/3.05%	\$4,080/.104%	\$78,823/2.02%	\$248,714/6.39%	\$118,042/3.03%	\$952/.018%
N	\$3,359,870	\$3,606,114/93.4%	\$188,317/5.13%	\$53,437/1.38%	\$5,364/.135%	\$68,826/1.92%	\$134,127/3.47%	\$53,437/1.38%	
S									
-TC	\$267,896	\$241,303/90.5%	\$16,192/6.27%	\$399/.154%		\$1,129/.438%	\$15,083/5.84%		\$399/.154%
C	\$7,488,609	\$6,803,163/90.8%	\$513,728/6.86%	\$171,733/2.29%	\$9,424/.125%	\$136,921/1.82%	\$387,777/4.91%	\$171,080/2.28%	\$652/.008%

DB = DEBIT (NEGATIVE AMOUNT) \* = OTHER HUBS \*\* = ADJUSTED HUBS \*\*\* = DOLLARS REPORTED BUT NOT SHOWN IN THESE COLUMNS. SEE COVER LETTER PARA. 4  
T-TREASURY, N=NON-TREASURY, S-SUBCONTRACTOR FUNDS & PROCUREMENT CARD HUB PURCHASES, TC-TERM CONTRACT, C=CONSOLIDATED. SEE PAGE 4 OF HUB REPORT FOR FUND TYPE DESCRIPTION.

735-MIDWESTERN STATE UNIVERSITY-Heavy Construction Unadjusted Goal is 11.9%

FUND TYPE	TOTAL EXPENDITURES	TOTAL SPENT WITH NON-HUBS AMOUNT/%	TOTAL SPENT WITH **ADJ. HUBS 6.6% AMOUNT/%	TOTAL SPENT WITH *OTHER HUBS 5.3% AMOUNT/%	ASIAN PACIFIC AMOUNT/%	**ADJUSTED HUB GOAL 6.6% BLACK AMOUNT/%	HISPANIC AMOUNT/%	NATIVE AMERICAN AMOUNT/%	*OTHER HUB GOAL 5.3% WOMAN AMOUNT/%
-----------	--------------------	------------------------------------	--	--	------------------------	--	-------------------	--------------------------	--

T  
N  
S  
-TC

C

735-MIDWESTERN STATE UNIVERSITY-Building Construction Unadjusted Goal is 25.1%

FUND TYPE	TOTAL EXPENDITURES	TOTAL SPENT WITH NON-HUBS	TOTAL SPENT WITH **ADJ. HUBS 25.1%	TOTAL SPENT WITH *OTHER HUBS 1.0%	BLACK	**ADJUSTED HUB GOAL 25.1% HISPANIC	WOMAN	*OTHER HUB GOAL 1.0% ASIAN PACIFIC	NATIVE AMERICAN
-----------	--------------------	---------------------------	------------------------------------	-----------------------------------	-------	---------------------------------------	-------	---------------------------------------	-----------------

T  
N  
S  
-TC

C

735-MIDWESTERN STATE UNIVERSITY-Special Trade Unadjusted Goal is 67.2%

FUND TYPE	TOTAL EXPENDITURES	TOTAL SPENT WITH NON-HUBS	TOTAL SPENT WITH **ADJ. HUBS 47.0%	TOTAL SPENT WITH *OTHER HUBS 10.2%	BLACK	**ADJUSTED HUB GOAL 47.0% HISPANIC	ASIAN PACIFIC	*OTHER HUB GOAL 10.2% NATIVE AMERICAN	WOMAN
-----------	--------------------	---------------------------	------------------------------------	------------------------------------	-------	---------------------------------------	---------------	--	-------

T  
N  
S  
-TC

C

735-MIDWESTERN STATE UNIVERSITY-Professional Services Unadjusted Goal is 20.0%

FUND TYPE	TOTAL EXPENDITURES	TOTAL SPENT WITH NON-HUBS	TOTAL SPENT WITH **ADJ. HUBS 16.1%	TOTAL SPENT WITH *OTHER HUBS 1.9%	BLACK	**ADJUSTED HUB GOAL 16.1% HISPANIC	WOMAN	*OTHER HUB GOAL 1.9% ASIAN PACIFIC	NATIVE AMERICAN
-----------	--------------------	---------------------------	------------------------------------	-----------------------------------	-------	---------------------------------------	-------	---------------------------------------	-----------------

T  
N  
S  
-TC

C

735-MIDWESTERN STATE UNIVERSITY-Other Services Unadjusted Goal is 33.0%

FUND TYPE	TOTAL EXPENDITURES	TOTAL SPENT WITH NON-HUBS	TOTAL SPENT WITH **ADJ. HUBS 33.0%	ASIAN PACIFIC	BLACK	**ADJUSTED HUB GOAL 33.0% HISPANIC	NATIVE AMERICAN	WOMAN
-----------	--------------------	---------------------------	------------------------------------	---------------	-------	---------------------------------------	-----------------	-------

T  
N  
S  
-TC

C

735-MIDWESTERN STATE UNIVERSITY-Commodity Purchasing Unadjusted Goal is 12.6%

FUND TYPE	TOTAL EXPENDITURES	TOTAL SPENT WITH NON-HUBS	TOTAL SPENT WITH **ADJ. HUBS 11.5%	TOTAL SPENT WITH *OTHER HUBS 1.1%	BLACK	**ADJUSTED HUB GOAL 11.6% HISPANIC	WOMAN	*OTHER HUB GOAL 1.1% ASIAN PACIFIC	NATIVE AMERICAN
-----------	--------------------	---------------------------	------------------------------------	-----------------------------------	-------	---------------------------------------	-------	---------------------------------------	-----------------

T  
N  
S  
-TC

C

DB = DEBIT (NEGATIVE AMOUNT) \* = OTHER HUBS \*\* = ADJUSTED HUBS \*\*\* = DOLLARS REPORTED BUT NOT SHOWN IN THESE COLUMNS. SEE COVER LETTER PARA. 4  
T=TREASURY, M=NON-TREASURY, S=SUBCONTRACTOR FUNDS & PROCUREMENT CARD HUB PURCHASES, TC=TERM CONTRACT, C=CONSOLIDATED. SEE PAGE 4 OF HUB REPORT FOR FUND TYPE DESCRIPTION.

736-UNIVERSITY OF TEXAS - PAN AMERICAN-Heavy Construction Unadjusted Goal is 11.3%

FUND TYPE	TOTAL EXPENDITURES	TOTAL SPENT WITH NON-HUBS AMOUNT/%	TOTAL SPENT WITH **ADJ. HUBS 1.8%	TOTAL SPENT WITH *OTHER HUBS 5.3%	**ADJUSTED HUB GOAL 6.6%				*OTHER HUB GOAL 5.3% WOMAN AMOUNT/%
					ASIAN PACIFIC AMOUNT/%	BLACK AMOUNT/%	HISPANIC AMOUNT/%	NATIVE AMERICAN AMOUNT/%	

T									
N									
S									
-TC									
C									

736-UNIVERSITY OF TEXAS - PAN AMERICAN-Building Construction Unadjusted Goal is 26.1%

FUND TYPE	TOTAL EXPENDITURES	TOTAL SPENT WITH NON-HUBS	TOTAL SPENT WITH **ADJ. HUBS 25.1%	TOTAL SPENT WITH *OTHER HUBS 1.8%	**ADJUSTED HUB GOAL 25.1%			*OTHER HUB GOAL 1.0%	
					BLACK	HISPANIC	WOMAN	ASIAN PACIFIC	NATIVE AMERICAN

T	\$2,448	\$1,453/59.4%	\$993/40.5%			\$993/40.5%			
N	\$60,748	\$60,748/100%				\$2,367/3.77%			
S	***	***	\$2,367/3.77%			\$2,367/3.77%			
-TC									
C	\$62,195	\$62,202/98.4%	\$3,360/5.34%			\$3,360/5.34%			

736-UNIVERSITY OF TEXAS - PAN AMERICAN-Special Trade Unadjusted Goal is 57.2%

FUND TYPE	TOTAL EXPENDITURES	TOTAL SPENT WITH NON-HUBS	TOTAL SPENT WITH **ADJ. HUBS 47.0%	TOTAL SPENT WITH *OTHER HUBS 10.2%	**ADJUSTED HUB GOAL 47.0%			*OTHER HUB GOAL 10.2%	
					BLACK	HISPANIC	WOMAN	ASIAN PACIFIC	NATIVE AMERICAN

T	\$161,196	\$132,980/83.1%	\$26,246/16.2%	\$855/.601%		\$26,246/16.2%			\$855/.601%
N	\$1,164,425	\$1,002,393/86.2%	\$150,547/13.0%	\$1,484/.128%		\$150,547/13.0%			\$1,484/.128%
S									
-TC									
C	\$1,315,622	\$1,136,373/86.3%	\$176,794/13.4%	\$2,453/.186%		\$176,794/13.4%			\$2,453/.186%

736-UNIVERSITY OF TEXAS - PAN AMERICAN-Professional Services Unadjusted Goal is 20.0%

FUND TYPE	TOTAL EXPENDITURES	TOTAL SPENT WITH NON-HUBS	TOTAL SPENT WITH **ADJ. HUBS 16.1%	TOTAL SPENT WITH *OTHER HUBS 1.8%	**ADJUSTED HUB GOAL 16.1%			*OTHER HUB GOAL 1.3%	
					BLACK	HISPANIC	WOMAN	ASIAN PACIFIC	NATIVE AMERICAN

T	\$26608	\$26608							
N	\$70,850	\$67,840/95.7%	\$3,010/4.24%			\$3,010/4.24%			
S									
-TC									
C	\$70,853	\$67,573/96.7%	\$3,010/4.26%			\$3,010/4.26%			

736-UNIVERSITY OF TEXAS - PAN AMERICAN-Other Services Unadjusted Goal is 33.0%

FUND TYPE	TOTAL EXPENDITURES	TOTAL SPENT WITH NON-HUBS	TOTAL SPENT WITH **ADJ. HUBS 33.0%	TOTAL SPENT WITH *OTHER HUBS 1.8%	**ADJUSTED HUB GOAL 33.0%			
					ASIAN PACIFIC	BLACK	HISPANIC	NATIVE AMERICAN

T	\$562,915	\$550,129/97.7%	\$12,786/2.27%						\$4,308/.765%
N	\$1,521,034	\$1,368,409/91.1%	\$134,825/8.85%		\$75/.004%	\$122,414/8.44%			\$5,136/.403%
S									
-TC	\$17,491	\$17,491/100%							
C	\$2,066,458	\$1,919,047/92.8%	\$147,411/7.13%		\$75/.003%	\$132,890/6.62%			\$10,445/.505%

736-UNIVERSITY OF TEXAS - PAN AMERICAN-Commodity Purchasing Unadjusted Goal is 12.6%

FUND TYPE	TOTAL EXPENDITURES	TOTAL SPENT WITH NON-HUBS	TOTAL SPENT WITH **ADJ. HUBS 11.5%	TOTAL SPENT WITH *OTHER HUBS 1.1%	**ADJUSTED HUB GOAL 11.5%			*OTHER HUB GOAL 1.1%	
					BLACK	HISPANIC	WOMAN	ASIAN PACIFIC	NATIVE AMERICAN

T	\$2,757,936	\$1,642,481/59.7%	\$844,277/30.6%	\$265,176/9.61%	\$9,826/.356%	\$617,702/22.3%	\$216,748/7.85%	\$265,176/9.61%	
N	\$5,360,930	\$3,955,317/73.7%	\$880,233/16.6%	\$515,376/9.61%	\$223,218/4.16%	\$408,048/7.83%	\$257,965/4.81%	\$615,375/9.61%	
S									
-TC	\$676,109	\$540,838/80.8%	\$14,748/2.56%	\$20,520/3.66%		\$2,386/.416%	\$12,352/2.14%	\$20,520/3.56%	
C	\$7,642,766	\$5,062,956/67.1%	\$1,719,761/22.8%	\$760,036/10.0%	\$233,046/3.02%	\$1,024,353/13.6%	\$462,362/6.12%	\$760,035/10.0%	

DB = DEBIT (NEGATIVE AMOUNT) \* = OTHER HUBS \*\* = ADJUSTED HUBS \*\*\* = DOLLARS REPORTED BUT NOT SHOWN IN THESE COLUMNS. SEE COVER LETTER PARA. 4  
T=TREASURY, N=NON-TREASURY, S=SUBCONTRACTOR FUNDS & PROCUREMENT CARD HUB PURCHASES, TC=TERM CONTRACT, C=CONSOLIDATED. SEE PAGE 4 OF HUB REPORT FOR FUND TYPE DESCRIPTION.

737-ANGELO STATE UNIVERSITY-Heavy Construction Unadjusted Goal is 11.9%

FUND TYPE	TOTAL EXPENDITURES	TOTAL SPENT WITH NON-HUBS AMOUNT/%	TOTAL SPENT WITH **ADJ. HUBS 6.1%	TOTAL SPENT WITH *OTHER HUBS 5.2%	**ADJUSTED HUB GOAL 6.5%			*OTHER HUB GOAL 5.3%	
					ASIAN PACIFIC AMOUNT/%	BLACK AMOUNT/%	HISPANIC AMOUNT/%	NATIVE AMERICAN AMOUNT/%	WOMAN AMOUNT/%

T  
N  
S  
-TC

C

737-ANGELO STATE UNIVERSITY-Building Construction Unadjusted Goal is 26.1%

FUND TYPE	TOTAL EXPENDITURES	TOTAL SPENT WITH NON-HUBS	TOTAL SPENT WITH **ADJ. HUBS 25.1%	TOTAL SPENT WITH *OTHER HUBS 1.0%	**ADJUSTED HUB GOAL 25.1%			*OTHER HUB GOAL 1.0%	
					BLACK	HISPANIC	WOMAN	ASIAN PACIFIC	NATIVE AMERICAN

T  
N  
S  
-TC

C

737-ANGELO STATE UNIVERSITY-Special Trade Unadjusted Goal is 57.2%

FUND TYPE	TOTAL EXPENDITURES	TOTAL SPENT WITH NON-HUBS	TOTAL SPENT WITH **ADJ. HUBS 47.0%	TOTAL SPENT WITH *OTHER HUBS 10.2%	**ADJUSTED HUB GOAL 47.0%			*OTHER HUB GOAL 10.2%		
					BLACK	HISPANIC	WOMAN	ASIAN PACIFIC	NATIVE AMERICAN	WOMAN

T  
N  
S  
-TC

C

737-ANGELO STATE UNIVERSITY-Professional Services Unadjusted Goal is 20.0%

FUND TYPE	TOTAL EXPENDITURES	TOTAL SPENT WITH NON-HUBS	TOTAL SPENT WITH **ADJ. HUBS 15.1%	TOTAL SPENT WITH *OTHER HUBS 4.9%	**ADJUSTED HUB GOAL 15.1%			*OTHER HUB GOAL 4.9%		
					BLACK	HISPANIC	WOMAN	ASIAN PACIFIC	NATIVE AMERICAN	WOMAN

T  
N  
S  
-TC

C

737-ANGELO STATE UNIVERSITY-Other Services Unadjusted Goal is 33.0%

FUND TYPE	TOTAL EXPENDITURES	TOTAL SPENT WITH NON-HUBS	TOTAL SPENT WITH **ADJ. HUBS 23.0%	TOTAL SPENT WITH *OTHER HUBS 1.0%	**ADJUSTED HUB GOAL 33.0%			*OTHER HUB GOAL 1.0%		
					ASIAN PACIFIC	BLACK	HISPANIC	NATIVE AMERICAN	WOMAN	

T  
N  
S  
-TC

C

737-ANGELO STATE UNIVERSITY-Commodity Purchasing Unadjusted Goal is 12.6%

FUND TYPE	TOTAL EXPENDITURES	TOTAL SPENT WITH NON-HUBS	TOTAL SPENT WITH **ADJ. HUBS 11.5%	TOTAL SPENT WITH *OTHER HUBS 1.1%	**ADJUSTED HUB GOAL 11.5%			*OTHER HUB GOAL 1.1%		
					BLACK	HISPANIC	WOMAN	ASIAN PACIFIC	NATIVE AMERICAN	WOMAN

T  
N  
S  
-TC

C

DB = DEBIT (NEGATIVE AMOUNT) \* = OTHER HUBS \*\* = ADJUSTED HUBS \*\*\* = DOLLARS REPORTED BUT NOT SHOWN IN THESE COLUMNS. SEE COVER LETTER PARA. 4  
T-TREASURY, N=NON-TREASURY, S=SUBCONTRACTOR FUNDS & PROCUREMENT CARD HUB PURCHASES, TC=TERM CONTRACT, C=CONSOLIDATED. SEE PAGE 4 OF HUB REPORT FOR FUND TYPE DESCRIPTION.

738-UNIVERSITY OF TEXAS AT DALLAS-Heavy Construction Unadjusted Goal is 11.9%

FUND TYPE	TOTAL EXPENDITURES	TOTAL SPENT WITH NON-HUBS AMOUNT/%	TOTAL SPENT WITH **ADJ. HUBS 5.5% AMOUNT/%	TOTAL SPENT WITH *OTHER HUBS 5.3% AMOUNT/%	**ADJUSTED HUB GOAL 5.6%				*OTHER HUB GOAL 5.3% WOMAN AMOUNT/%
					ASIAN PACIFIC AMOUNT/%	BLACK AMOUNT/%	HISPANIC AMOUNT/%	NATIVE AMERICAN AMOUNT/%	

T  
N  
S  
-TC

C

738-UNIVERSITY OF TEXAS AT DALLAS-Building Construction Unadjusted Goal is 26.1%

FUND TYPE	TOTAL EXPENDITURES	TOTAL SPENT WITH NON-HUBS	TOTAL SPENT WITH **ADJ. HUBS 25.1%	TOTAL SPENT WITH *OTHER HUBS 1.0%	**ADJUSTED HUB GOAL 26.1%			*OTHER HUB GOAL 1.0%	
					BLACK	HISPANIC	WOMAN	ASIAN PACIFIC	NATIVE AMERICAN

T  
N  
S  
-TC

C

738-UNIVERSITY OF TEXAS AT DALLAS-Special Trade Unadjusted Goal is 57.2%

FUND TYPE	TOTAL EXPENDITURES	TOTAL SPENT WITH NON-HUBS	TOTAL SPENT WITH **ADJ. HUBS 47.0%	TOTAL SPENT WITH *OTHER HUBS 10.2%	**ADJUSTED HUB GOAL 47.0%			*OTHER HUB GOAL 10.2%		
					BLACK	HISPANIC	WOMAN	ASIAN PACIFIC	NATIVE AMERICAN	WOMAN

T  
N  
S  
-TC

C

738-UNIVERSITY OF TEXAS AT DALLAS-Professional Services Unadjusted Goal is 20.0%

FUND TYPE	TOTAL EXPENDITURES	TOTAL SPENT WITH NON-HUBS	TOTAL SPENT WITH **ADJ. HUBS 16.1%	TOTAL SPENT WITH *OTHER HUBS 1.9%	**ADJUSTED HUB GOAL 16.1%			*OTHER HUB GOAL 1.9%		
					BLACK	HISPANIC	WOMAN	ASIAN PACIFIC	NATIVE AMERICAN	WOMAN

T  
N  
S  
-TC

C

738-UNIVERSITY OF TEXAS AT DALLAS-Other Services Unadjusted Goal is 33.0%

FUND TYPE	TOTAL EXPENDITURES	TOTAL SPENT WITH NON-HUBS	TOTAL SPENT WITH **ADJ. HUBS 33.0%	**ADJUSTED HUB GOAL 33.0%				
				ASIAN PACIFIC	BLACK	HISPANIC	NATIVE AMERICAN	WOMAN

T  
N  
S  
-TC

C

738-UNIVERSITY OF TEXAS AT DALLAS-Commodity Purchasing Unadjusted Goal is 12.8%

FUND TYPE	TOTAL EXPENDITURES	TOTAL SPENT WITH NON-HUBS	TOTAL SPENT WITH **ADJ. HUBS 11.5%	TOTAL SPENT WITH *OTHER HUBS 1.3%	**ADJUSTED HUB GOAL 11.5%			*OTHER HUB GOAL 1.1%		
					BLACK	HISPANIC	WOMAN	ASIAN PACIFIC	NATIVE AMERICAN	WOMAN

T  
N  
S  
-TC

C

DB = DEBIT (NEGATIVE AMOUNT) \* = OTHER HUBS \*\* = ADJUSTED HUBS \*\*\* = DOLLARS REPORTED BUT NOT SHOWN IN THESE COLUMNS. SEE COVER LETTER PARA. 4  
T=TREASURY, N=NON-TREASURY, S=SUBCONTRACTOR FUNDS & PROCUREMENT CARD HUB PURCHASES, TC=TERM CONTRACT, C=CONSOLIDATED. SEE PAGE 4 OF HUB REPORT FOR FUND TYPE DESCRIPTION.

739-TX TECH UNIV HEALTH SCIENCES CENTER-Heavy Construction Unadjusted Goal is 11.9%

FUND TYPE	TOTAL EXPENDITURES	TOTAL SPENT WITH NON-HUBS AMOUNT/%	TOTAL SPENT WITH **ADJ. HUBS 6.6%	TOTAL SPENT WITH *OTHER HUBS 5.3%	**ADJUSTED HUB GOAL 6.6%				*OTHER HUB GOAL 5.3%
					ASIAN PACIFIC AMOUNT/%	BLACK AMOUNT/%	HISPANIC AMOUNT/%	NATIVE AMERICAN AMOUNT/%	WOMAN AMOUNT/%
T	\$1,853	\$1,853/100%							
N									
S									
-TC									
C	\$1,853	\$1,853/100%							

739-TX TECH UNIV HEALTH SCIENCES CENTER-Building Construction Unadjusted Goal is 26.1%

FUND TYPE	TOTAL EXPENDITURES	TOTAL SPENT WITH NON-HUBS	TOTAL SPENT WITH **ADJ. HUBS 25.1%	TOTAL SPENT WITH *OTHER HUBS 1.0%	**ADJUSTED HUB GOAL 26.1%			*OTHER HUB GOAL 1.0%	
					BLACK	HISPANIC	WOMAN	ASIAN PACIFIC	NATIVE AMERICAN
T	\$425	\$425/100%							
N	\$1,035,525	\$1,035,525/100%							
S									
-TC									
C	\$1,035,950	\$1,035,950/100%							

739-TX TECH UNIV HEALTH SCIENCES CENTER-Special Trade Unadjusted Goal is 57.2%

FUND TYPE	TOTAL EXPENDITURES	TOTAL SPENT WITH NON-HUBS	TOTAL SPENT WITH **ADJ. HUBS 47.0%	TOTAL SPENT WITH *OTHER HUBS 10.2%	**ADJUSTED HUB GOAL 47.0%		*OTHER HUB GOAL 10.2%		
					BLACK	HISPANIC	ASIAN PACIFIC	NATIVE AMERICAN	WOMAN
T	\$6,878,400	\$5,883,078/88.4%	\$83,066/1.55%	\$2,265/.037%	\$20,286/.338%	\$72,768/1.21%			
N	\$4,023,386	\$3,839,179/95.4%	\$184,299/4.08%	\$19,907/.494%		\$164,299/4.08%			\$18,907/.494%
S									
-TC									
C	\$10,001,786	\$9,722,259/97.2%	\$267,355/2.57%	\$22,172/.221%	\$20,286/.202%	\$237,069/2.37%	\$2,265/.022%		\$18,907/.198%

739-TX TECH UNIV HEALTH SCIENCES CENTER-Professional Services Unadjusted Goal is 20.0%

FUND TYPE	TOTAL EXPENDITURES	TOTAL SPENT WITH NON-HUBS	TOTAL SPENT WITH **ADJ. HUBS 18.1%	TOTAL SPENT WITH *OTHER HUBS 1.0%	**ADJUSTED HUB GOAL 18.1%			*OTHER HUB GOAL 1.0%	
					BLACK	HISPANIC	WOMAN	ASIAN PACIFIC	NATIVE AMERICAN
T	\$356,474	\$356,976/98.8%	\$498/.138%			\$498/.138%			
N	\$13,523,756	\$13,466,004/99.7%	\$37,750/.278%			\$37,750/.278%			
S									
-TC									
C	\$13,880,229	\$13,841,981/99.7%	\$38,248/.275%			\$38,248/.275%			

739-TX TECH UNIV HEALTH SCIENCES CENTER-Other Services Unadjusted Goal is 33.0%

FUND TYPE	TOTAL EXPENDITURES	TOTAL SPENT WITH NON-HUBS	TOTAL SPENT WITH **ADJ. HUBS 31.0%	**ADJUSTED HUB GOAL 33.0%				
				ASIAN PACIFIC	BLACK	HISPANIC	NATIVE AMERICAN	WOMAN
T	\$1,418,593	\$1,411,452/99.4%	\$8,141/.573%					\$8,141/.573%
N	\$7,777,856	\$7,530,274/96.8%	\$247,582/3.18%	\$1,688/.021%	\$114/.001%	\$87,744/.871%		\$178,055/2.28%
S								
-TC								
C	\$9,197,450	\$8,941,726/97.2%	\$255,723/2.78%	\$1,688/.018%	\$114/.001%	\$87,744/.735%		\$185,196/2.02%

738-TX TECH UNIV HEALTH SCIENCES CENTER-Commodity Purchasing Unadjusted Goal is 12.6%

FUND TYPE	TOTAL EXPENDITURES	TOTAL SPENT WITH NON-HUBS	TOTAL SPENT WITH **ADJ. HUBS 11.5%	TOTAL SPENT WITH *OTHER HUBS 1.1%	**ADJUSTED HUB GOAL 11.5%			*OTHER HUB GOAL 1.1%	
					BLACK	HISPANIC	WOMAN	ASIAN PACIFIC	NATIVE AMERICAN
T	\$6,028,884	\$6,631,138/91.7%	\$228,519/3.78%	\$267,235/4.43%	\$624/.010%	\$146,478/2.41%	\$82,415/1.38%	\$287,235/4.43%	
N	\$18,135,855	\$18,558,465/96.9%	\$545,078/2.84%	\$32,420/.169%	\$14,541/.078%	\$78,866/.401%	\$453,871/2.37%	\$22,420/.109%	
S	***	***	\$388,701/4.70%	\$10,217/.123%	\$8,338/.078%	\$25,649/.310%	\$356,714/4.31%	\$10,217/.123%	
-TC									
C	\$25,162,850	\$24,088,594/95.7%	\$1,182,300/4.61%	\$308,873/1.23%	\$21,501/.085%	\$247,894/.985%	\$892,803/3.54%	\$308,873/1.23%	

DB = DEBIT (NEGATIVE AMOUNT) \* = OTHER HUBS \*\* = ADJUSTED HUBS \*\*\* = DOLLARS REPORTED BUT NOT SHOWN IN THESE COLUMNS. SEE COVER LETTER PARA. 4  
T=TREASURY, N=NON-TREASURY, S=SUBCONTRACTOR FUNDS & PROCUREMENT CARD HUB PURCHASES, TC=TERM CONTRACT, C=CONSOLIDATED. SEE PAGE 4 OF HUB REPORT FOR FUND TYPE DESCRIPTION.

742-UNIV OF TEX OF THE PERMIAN BASIN-Harvy Construction Unadjusted Goal is 11.9%

FUND TYPE	TOTAL EXPENDITURES	TOTAL SPENT WITH NON-HUBS AMOUNT/%	TOTAL SPENT WITH **ADJ. HUBS 6.6%	TOTAL SPENT WITH *OTHER HUBS 5.3%	**ADJUSTED HUB GOAL 6.6%		*OTHER HUB GOAL 5.3%	
					ASIAN PACIFIC AMOUNT/%	BLACK AMOUNT/%	HISPANIC AMOUNT/%	NATIVE AMERICAN AMOUNT/%
T	\$53,482	\$53,482/100 %						
N	\$108	\$108/100 %						
S								
-TC								
C	\$53,600	\$53,600/100 %						

742-UNIV OF TEX OF THE PERMIAN BASIN-Building Construction Unadjusted Goal is 28.1%

FUND TYPE	TOTAL EXPENDITURES	TOTAL SPENT WITH NON-HUBS	TOTAL SPENT WITH **ADJ. HUBS 25.1%	TOTAL SPENT WITH *OTHER HUBS 1.0%	**ADJUSTED HUB GOAL 25.1%			*OTHER HUB GOAL 1.0%	
					BLACK	HISPANIC	WOMAN	ASIAN PACIFIC	NATIVE AMERICAN
T									
N									
S									
-TC									
C									

742-UNIV OF TEX OF THE PERMIAN BASIN-Special Trade Unadjusted Goal is 57.2%

FUND TYPE	TOTAL EXPENDITURES	TOTAL SPENT WITH NON-HUBS	TOTAL SPENT WITH **ADJ. HUBS 47.0%	TOTAL SPENT WITH *OTHER HUBS 10.2%	**ADJUSTED HUB GOAL 47.0%		*OTHER HUB GOAL 10.2%		
					BLACK	HISPANIC	ASIAN PACIFIC	NATIVE AMERICAN	WOMAN
T	\$93,840	\$93,840/100 %							
N	\$274,483	\$251,757/67.2%	\$113,775/30.3%	\$8,951/2.38%	\$18,711/5.28%	\$84,064/25.1%			\$8,951/2.38%
S	***	***	\$14,340/4.24%	\$13,393/4.13%		\$14,340/4.24%			\$13,993/4.13%
-TC									
C	\$488,423	\$345,637/73.8%	\$128,155/27.3%	\$22,944/4.83%	\$18,711/4.20%	\$108,444/23.1%			\$22,944/4.83%

742-UNIV OF TEX OF THE PERMIAN BASIN-Professional Services Unadjusted Goal is 20.0%

FUND TYPE	TOTAL EXPENDITURES	TOTAL SPENT WITH NON-HUBS	TOTAL SPENT WITH **ADJ. HUBS 18.1%	TOTAL SPENT WITH *OTHER HUBS 1.9%	**ADJUSTED HUB GOAL 18.1%			*OTHER HUB GOAL 1.9%	
					BLACK	HISPANIC	WOMAN	ASIAN PACIFIC	NATIVE AMERICAN
T	\$38,474	\$38,474/100 %							
N	\$114,241	\$114,241/100 %							
S									
-TC									
C	\$162,715	\$152,715/100 %							

742-UNIV OF TEX OF THE PERMIAN BASIN-Other Services Unadjusted Goal is 33.0%

FUND TYPE	TOTAL EXPENDITURES	TOTAL SPENT WITH NON-HUBS	TOTAL SPENT WITH **ADJ. HUBS 33.0%	TOTAL SPENT WITH *OTHER HUBS 1.1%	**ADJUSTED HUB GOAL 33.0%				
					ASIAN PACIFIC	BLACK	HISPANIC	NATIVE AMERICAN	WOMAN
T	\$405,835	\$405,870/98.8%	\$165/.040%						\$165/.040%
N	\$412,203	\$375,518/91.0%	\$36,630/8.90%			\$22,300/5.40%	\$142/.034%		\$14,248/3.45%
S									
-TC	\$5,600	\$5,600/100 %							
C	\$812,444	\$775,589/95.4%	\$36,855/4.53%			\$22,300/2.74%	\$142/.017%		\$14,413/1.77%

742-UNIV OF TEX OF THE PERMIAN BASIN-Commodity Purchasing Unadjusted Goal is 12.8%

FUND TYPE	TOTAL EXPENDITURES	TOTAL SPENT WITH NON-HUBS	TOTAL SPENT WITH **ADJ. HUBS 11.5%	TOTAL SPENT WITH *OTHER HUBS 1.1%	**ADJUSTED HUB GOAL 11.5%			*OTHER HUB GOAL 1.1%	
					BLACK	HISPANIC	WOMAN	ASIAN PACIFIC	NATIVE AMERICAN
T	\$1,082,071	\$832,726/76.8%	\$148,323/13.5%	\$103,009/8.61%		\$78,802/7.09%	\$69,531/6.42%		\$103,009/8.61%
N	\$746,306	\$673,554/80.2%	\$72,248/8.68%	\$503/.067%		\$8,644/.850%	\$85,604/8.79%		\$503/.067%
S	***	***	\$23,207/20.2%			\$23,207/20.2%			\$23,207/20.2%
-TC	\$159,074	\$155,799/98.2%	\$2,392/1.26%	\$882/.466%		\$533/.282%	\$1,859/.983%		\$882/.466%
C	\$1,639,304	\$1,320,464/80.5%	\$239,337/14.6%	\$102,629/6.25%		\$82,813/6.05%	\$158,484/8.54%		\$102,629/6.26%

DB = DEBIT (NEGATIVE AMOUNT) \* = OTHER HUBS \*\* = ADJUSTED HUBS \*\*\* = DOLLARS REPORTED BUT NOT SHOWN IN THESE COLUMNS. SEE COVER LETTER PARA. 4  
T-TREASURY, N-NON-TREASURY, S-SUBCONTRACTOR FUNDS & PROCUREMENT CARD HUB PURCHASES, TC-TERM CONTRACT, C-CONSOLIDATED. SEE PAGE 6 OF HUB REPORT FOR FUND TYPE DESCRIPTION.

743-UNIVERSITY OF TEXAS AT SAN ANTONIO-Heavy Construction Unadjusted Goal is 11.9%

FUND TYPE	TOTAL EXPENDITURES	TOTAL SPENT WITH NON-HUBS AMOUNT/%	TOTAL SPENT WITH **ADJ. HUBS 6.8%	TOTAL SPENT WITH *OTHER HUBS 5.3%	**ADJUSTED HUB GOAL 9.8%				*OTHER HUB GOAL 5.3% WOMAN AMOUNT/%
					ASIAN PACIFIC AMOUNT/%	BLACK AMOUNT/%	HISPANIC AMOUNT/%	NATIVE AMERICAN AMOUNT/%	
T									
N									
S									
-TC									
C									

743-UNIVERSITY OF TEXAS AT SAN ANTONIO-Building Construction Unadjusted Goal is 26.1%

FUND TYPE	TOTAL EXPENDITURES	TOTAL SPENT WITH NON-HUBS	TOTAL SPENT WITH **ADJ. HUBS 25.1%	TOTAL SPENT WITH *OTHER HUBS 1.0%	**ADJUSTED HUB GOAL 26.1%			*OTHER HUB GOAL 1.0%	
					BLACK	HISPANIC	WOMAN	ASIAN PACIFIC	NATIVE AMERICAN
T									
N	\$237,584	\$202,926/85.4%	\$34,658/14.5%			\$1,742/.733%	\$32,815/13.8%		
S									
-TC									
C	\$237,584	\$202,926/86.4%	\$34,658/14.5%			\$1,742/.733%	\$32,815/13.8%		

743-UNIVERSITY OF TEXAS AT SAN ANTONIO-Special Trade Unadjusted Goal is 57.2%

FUND TYPE	TOTAL EXPENDITURES	TOTAL SPENT WITH NON-HUBS	TOTAL SPENT WITH **ADJ. HUBS 47.0%	TOTAL SPENT WITH *OTHER HUBS 10.2%	**ADJUSTED HUB GOAL 47.0%		*OTHER HUB GOAL 10.2%		
					BLACK	HISPANIC	ASIAN PACIFIC	NATIVE AMERICAN	WOMAN
T	\$24,313	\$31,390/91.4%	\$2,923/8.51%						\$2,823/8.51%
N	\$3,531,245	\$910,809/25.7%	\$197,820/4.75%	\$2,452,555/89.4%		\$187,880/4.75%			\$2,452,555/89.4%
S	***	***	\$282,021/21.7%			\$282,021/21.7%			
-TC	\$141,202	\$820/.580%	\$140,382/89.4%			\$140,382/89.4%			
C	\$3,424,358	\$841,380/27.4%	\$289,519/8.45%	\$2,455,478/71.7%		\$289,519/8.45%			\$2,455,478/71.7%

743-UNIVERSITY OF TEXAS AT SAN ANTONIO-Professional Services Unadjusted Goal is 20.0%

FUND TYPE	TOTAL EXPENDITURES	TOTAL SPENT WITH NON-HUBS	TOTAL SPENT WITH **ADJ. HUBS 18.1%	TOTAL SPENT WITH *OTHER HUBS 1.9%	**ADJUSTED HUB GOAL 18.1%			*OTHER HUB GOAL 1.9%	
					BLACK	HISPANIC	WOMAN	ASIAN PACIFIC	NATIVE AMERICAN
T									
N	\$34,610	\$34,610/100%							
S									
-TC									
C	\$34,610	\$34,610/100%							

743-UNIVERSITY OF TEXAS AT SAN ANTONIO-Other Services Unadjusted Goal is 33.0%

FUND TYPE	TOTAL EXPENDITURES	TOTAL SPENT WITH NON-HUBS	TOTAL SPENT WITH **ADJ. HUBS 33.0%	TOTAL SPENT WITH *OTHER HUBS 1.1%	**ADJUSTED HUB GOAL 33.0%				
					ASIAN PACIFIC	BLACK	HISPANIC	NATIVE AMERICAN	WOMAN
T	\$489,461	\$422,472/91.9%	\$36,978/8.04%			\$799/.174%	\$31,042/8.76%		\$8,096/1.10%
N	\$7,643,753	\$6,875,739/91.2%	\$888,014/8.73%	\$23,318/1.95%	\$19,112/.250%	\$12,187/.159%	\$383,863/5.02%	\$14,500/.189%	\$238,351/3.11%
S	***	***	\$22,348/1.95%				\$22,318/1.88%		
-TC	\$21,182	\$20,833/98.3%	\$348/1.64%				\$98/.469%		\$250/1.18%
C	\$8,062,022	\$7,377,378/91.2%	\$726,862/8.98%		\$19,112/.236%	\$12,887/.160%	\$437,164/5.40%	\$14,500/.179%	\$243,197/3.00%

743-UNIVERSITY OF TEXAS AT SAN ANTONIO-Commodity Purchasing Unadjusted Goal is 12.6%

FUND TYPE	TOTAL EXPENDITURES	TOTAL SPENT WITH NON-HUBS	TOTAL SPENT WITH **ADJ. HUBS 11.5%	TOTAL SPENT WITH *OTHER HUBS 1.1%	**ADJUSTED HUB GOAL 11.5%			*OTHER HUB GOAL 1.1%	
					BLACK	HISPANIC	WOMAN	ASIAN PACIFIC	NATIVE AMERICAN
T	\$2,711,527	\$1,834,376/71.3%	\$754,848/27.8%	\$22,182/.817%	\$124,815/4.58%	\$674,922/21.2%	\$59,449/2.04%	\$21,982/.810%	\$180/.066%
N	\$14,978,824	\$11,269,980/75.2%	\$3,453,591/23.0%	\$258,052/1.72%	\$280,884/1.87%	\$2,557,888/17.0%	\$614,841/4.10%	\$257,866/1.72%	\$188/.001%
S	***	***	\$206,702/21.3%	\$348/.036%	\$5,811/.601%	\$149,839/16.6%	\$50,050/5.18%	\$348/.036%	
-TC	\$565,686	\$419,771/75.5%	\$134,067/24.1%	\$1,847/.332%		\$285/.053%	\$131,845/23.7%	\$1,786/.321%	\$186/.033%
C	\$17,134,464	\$12,781,585/74.5%	\$4,280,214/24.9%	\$278,712/1.62%	\$411,018/2.39%	\$2,150,649/18.3%	\$718,594/4.18%	\$278,632/1.62%	\$180/.001%

DB = DEBIT (NEGATIVE AMOUNT) \* = OTHER HUBS \*\* = ADJUSTED HUBS \*\*\* = DOLLARS REPORTED BUT NOT SHOWN IN THESE COLUMNS. SEE COVER LETTER PARA. 4  
T=TREASURY, N=NON-TREASURY, S=SUBCONTRACTOR FUNDS & PROCUREMENT CARD HUB PURCHASES, TC=TERM CONTRACT, C=CONSOLIDATED. SEE PAGE 4 OF HUB REPORT FOR FUND TYPE DESCRIPTION.



744-UT HEALTH SCIENCE CENTER - HOUSTON-Heavy Construction Unadjusted Goal is 11.9%

FUND TYPE	TOTAL EXPENDITURES	TOTAL SPENT WITH NON-HUBS AMOUNT/%	TOTAL SPENT WITH **ADJ. HUBS 5.5% AMOUNT/%	TOTAL SPENT WITH *OTHER HUBS 5.3% AMOUNT/%	**ADJUSTED HUB GOAL 6.6%				*OTHER HUB GOAL 5.3% WOMAN AMOUNT/%
					ASIAN PACIFIC AMOUNT/%	BLACK AMOUNT/%	HISPANIC AMOUNT/%	NATIVE AMERICAN AMOUNT/%	

T  
N  
S  
-TC

C

744-UT HEALTH SCIENCE CENTER - HOUSTON-Building Construction Unadjusted Goal is 26.1%

FUND TYPE	TOTAL EXPENDITURES	TOTAL SPENT WITH NON-HUBS	TOTAL SPENT WITH **ADJ. HUBS 25.1%	TOTAL SPENT WITH *OTHER HUBS 1.0%	**ADJUSTED HUB GOAL 25.1%			*OTHER HUB GOAL 1.0%	
					BLACK	HISPANIC	WOMAN	ASIAN PACIFIC	NATIVE AMERICAN

T  
N  
S  
-TC

C

744-UT HEALTH SCIENCE CENTER - HOUSTON-Special Trade Unadjusted Goal is 57.2%

FUND TYPE	TOTAL EXPENDITURES	TOTAL SPENT WITH NON-HUBS	TOTAL SPENT WITH **ADJ. HUBS 47.0%	TOTAL SPENT WITH *OTHER HUBS 10.2%	**ADJUSTED HUB GOAL 47.0%		*OTHER HUB GOAL 10.2%		
					BLACK	HISPANIC	ASIAN PACIFIC	NATIVE AMERICAN	WOMAN

T  
N  
S  
-TC

C

744-UT HEALTH SCIENCE CENTER - HOUSTON-Professional Services Unadjusted Goal is 20.0%

FUND TYPE	TOTAL EXPENDITURES	TOTAL SPENT WITH NON-HUBS	TOTAL SPENT WITH **ADJ. HUBS 18.1%	TOTAL SPENT WITH *OTHER HUBS 1.9%	**ADJUSTED HUB GOAL 18.1%			*OTHER HUB GOAL 1.9%	
					BLACK	HISPANIC	WOMAN	ASIAN PACIFIC	NATIVE AMERICAN

T  
N  
S  
-TC

C

744-UT HEALTH SCIENCE CENTER - HOUSTON-Other Services Unadjusted Goal is 33.0%

FUND TYPE	TOTAL EXPENDITURES	TOTAL SPENT WITH NON-HUBS	TOTAL SPENT WITH **ADJ. HUBS 33.0%	TOTAL SPENT WITH *OTHER HUBS 1.1%	**ADJUSTED HUB GOAL 33.0%			
					ASIAN PACIFIC	BLACK	HISPANIC	NATIVE AMERICAN

T  
N  
S  
-TC

C

744-UT HEALTH SCIENCE CENTER - HOUSTON-Commodity Purchasing Unadjusted Goal is 12.6%

FUND TYPE	TOTAL EXPENDITURES	TOTAL SPENT WITH NON-HUBS	TOTAL SPENT WITH **ADJ. HUBS 11.5%	TOTAL SPENT WITH *OTHER HUBS 1.1%	**ADJUSTED HUB GOAL 11.5%			*OTHER HUB GOAL 1.1%	
					BLACK	HISPANIC	WOMAN	ASIAN PACIFIC	NATIVE AMERICAN

T  
N  
S  
-TC

C

DB = DEBIT (NEGATIVE AMOUNT) \* = OTHER HUBS \*\* = ADJUSTED HUBS \*\*\* = DOLLARS REPORTED BUT NOT SHOWN IN THESE COLUMNS. SEE COVER LETTER PARA. 4  
T-TREASURY, N-NON-TREASURY, S-SUBCONTRACTOR FUNDS & PROCUREMENT CARD HUB PURCHASES, TC-TERM CONTRACT, C-CONSOLIDATED. SEE PAGE 4 OF HUB REPORT FOR FUND TYPE DESCRIPTION.

745-UT HEALTH SCIENCE CENTER-SAN ANTONIO-Heavy Construction Unadjusted Goal is 11.9%

FUND TYPE	TOTAL EXPENDITURES	TOTAL SPENT WITH NON-HUBS AMOUNT/%	TOTAL SPENT WITH **ADJ. HUBS 6.6% AMOUNT/%	TOTAL SPENT WITH *OTHER HUBS 5.3% AMOUNT/%	**ADJUSTED HUB GOAL 6.6%				*OTHER HUB GOAL 5.3% WOMAN AMOUNT/%
					ASIAN PACIFIC AMOUNT/%	BLACK AMOUNT/%	HISPANIC AMOUNT/%	NATIVE AMERICAN AMOUNT/%	
T									
N	\$53		\$53/100 %		\$53/100 %				
S									
-TC									
C	\$53		\$53/100 %		\$53/100 %				

746-UT HEALTH SCIENCE CENTER-SAN ANTONIO-Building Construction Unadjusted Goal is 26.1%

FUND TYPE	TOTAL EXPENDITURES	TOTAL SPENT WITH NON-HUBS	TOTAL SPENT WITH **ADJ. HUBS 25.1%	TOTAL SPENT WITH *OTHER HUBS 1.0%	**ADJUSTED HUB GOAL 25.1%			*OTHER HUB GOAL 1.0%	
					BLACK	HISPANIC	WOMAN	ASIAN PACIFIC	NATIVE AMERICAN
T									
N	\$40,121	\$4,500/11.2%	\$35,621/88.7%				\$35,621/88.7%		
S									
-TC									
C	\$40,121	\$4,500/11.2%	\$35,621/88.7%				\$35,621/88.7%		

745-UT HEALTH SCIENCE CENTER-SAN ANTONIO-Special Trade Unadjusted Goal is 57.2%

FUND TYPE	TOTAL EXPENDITURES	TOTAL SPENT WITH NON-HUBS	TOTAL SPENT WITH **ADJ. HUBS 47.0%	TOTAL SPENT WITH *OTHER HUBS 10.2%	**ADJUSTED HUB GOAL 47.0%		*OTHER HUB GOAL 10.2%		
					BLACK	HISPANIC	ASIAN PACIFIC	NATIVE AMERICAN	WOMAN
T									
N	\$742,072	\$711,783/95.9%	\$7,357/.991%	\$22,931/3.09%		\$7,357/.991%			\$22,931/3.09%
S									
-TC									
C	\$742,072	\$711,783/95.9%	\$7,357/.991%	\$22,931/3.09%		\$7,357/.991%			\$22,931/3.09%

745-UT HEALTH SCIENCE CENTER-SAN ANTONIO-Professional Services Unadjusted Goal is 20.0%

FUND TYPE	TOTAL EXPENDITURES	TOTAL SPENT WITH NON-HUBS	TOTAL SPENT WITH **ADJ. HUBS 18.1%	TOTAL SPENT WITH *OTHER HUBS 1.8%	**ADJUSTED HUB GOAL 18.1%			*OTHER HUB GOAL 1.8%	
					BLACK	HISPANIC	WOMAN	ASIAN PACIFIC	NATIVE AMERICAN
T									
N	\$1,144,722	\$1,111,995/97.1%	\$32,727/2.85%			\$32,727/2.85%			
S									
-TC									
C	\$1,144,942	\$1,112,215/97.1%	\$32,727/2.85%			\$32,727/2.85%			

745-UT HEALTH SCIENCE CENTER-SAN ANTONIO-Other Services Unadjusted Goal is 33.0%

FUND TYPE	TOTAL EXPENDITURES	TOTAL SPENT WITH NON-HUBS	TOTAL SPENT WITH **ADJ. HUBS 33.0%	**ADJUSTED HUB GOAL 33.0%				
				ASIAN PACIFIC	BLACK	HISPANIC	NATIVE AMERICAN	WOMAN
T								
N	\$7,611,143	\$7,448,615/97.8%	\$162,628/2.13%	\$8,954/.117%		\$32,484/10.4%	\$7,828/.102%	\$20,409/.399%
S								
-TC	\$41	\$41/100 %						
C	\$7,624,762	\$7,728,414/97.6%	\$185,348/2.47%	\$8,954/.113%		\$148,321/1.87%	\$7,828/.098%	\$31,244/.394%

746-UT HEALTH SCIENCE CENTER-SAN ANTONIO-Commodity Purchasing Unadjusted Goal is 12.6%

FUND TYPE	TOTAL EXPENDITURES	TOTAL SPENT WITH NON-HUBS	TOTAL SPENT WITH **ADJ. HUBS 11.5%	TOTAL SPENT WITH *OTHER HUBS 1.1%	**ADJUSTED HUB GOAL 11.6%			*OTHER HUB GOAL 1.1%	
					BLACK	HISPANIC	WOMAN	ASIAN PACIFIC	NATIVE AMERICAN
T									
N	\$2,087,352	\$1,731,178/82.9%	\$308,202/14.7%	\$47,971/2.29%	\$7,840/.375%	\$82,055/3.93%	\$218,307/10.4%	\$47,971/2.29%	
S	\$33,359,736	\$28,145,519/84.2%	\$4,894,735/14.6%	\$329,481/.987%	\$266,313/.798%	\$1,680,456/5.01%	\$2,847,868/8.63%	\$327,899/.982%	\$1,682/.004%
-TC	\$80,644	\$80,421/99.6%		\$123/.152%				\$123/.152%	
C	\$35,376,543	\$28,786,275/81.2%	\$5,202,838/14.7%	\$377,329/1.08%	\$274,153/.775%	\$1,762,511/4.98%	\$3,166,273/8.95%	\$375,747/1.08%	\$1,682/.004%

DB = DEBIT (NEGATIVE AMOUNT) \* = OTHER HUBS \*\* = ADJUSTED HUBS \*\*\* = DOLLARS REPORTED BUT NOT SHOWN IN THESE COLUMNS. SEE COVER LETTER PARA. 4  
T-TREASURY, N-NON-TREASURY, S-SUBCONTRACTOR FUNDS & PROCUREMENT CARD HUB PURCHASES, TC-TERM CONTRACT, C-CONSOLIDATED. SEE PAGE 4 OF HUB REPORT FOR FUND TYPE DESCRIPTION.

747-UNIVERSITY OF TEXAS AT BROWNSVILLE-Heavy Construction Unadjusted Goal is 11.9%

FUND TYPE	TOTAL EXPENDITURES	TOTAL SPENT WITH NON-HUBS AMOUNT/%	TOTAL SPENT WITH **ADJ. HUBS 6.5%	TOTAL SPENT WITH *OTHER HUBS 5.3%	ASIAN PACIFIC AMOUNT/%	BLACK AMOUNT/%	HISPANIC AMOUNT/%	NATIVE AMERICAN AMOUNT/%	*OTHER HUB GOAL 5.3% WOMAN AMOUNT/%
-----------	--------------------	------------------------------------	-----------------------------------	-----------------------------------	------------------------	----------------	-------------------	--------------------------	-------------------------------------

T									
N									
S									
-TC									
C									

747-UNIVERSITY OF TEXAS AT BROWNSVILLE-Building Construction Unadjusted Goal is 26.1%

FUND TYPE	TOTAL EXPENDITURES	TOTAL SPENT WITH NON-HUBS	TOTAL SPENT WITH **ADJ. HUBS 25.1%	TOTAL SPENT WITH *OTHER HUBS 1.0%	BLACK	HISPANIC	WOMAN	ASIAN PACIFIC	NATIVE AMERICAN
-----------	--------------------	---------------------------	------------------------------------	-----------------------------------	-------	----------	-------	---------------	-----------------

T									
N									
S									
-TC									
C									

747-UNIVERSITY OF TEXAS AT BROWNSVILLE-Special Trade Unadjusted Goal is 57.2%

FUND TYPE	TOTAL EXPENDITURES	TOTAL SPENT WITH NON-HUBS	TOTAL SPENT WITH **ADJ. HUBS 47.0%	TOTAL SPENT WITH *OTHER HUBS 19.2%	BLACK	HISPANIC	ASIAN PACIFIC	NATIVE AMERICAN	WOMAN
-----------	--------------------	---------------------------	------------------------------------	------------------------------------	-------	----------	---------------	-----------------	-------

T	\$27,056	\$18,016/66.6%		\$9,041/33.4%					\$9,041/33.4%
N									
S									
-TC									
C	\$27,056	\$18,016/66.6%		\$9,041/33.4%					\$9,041/33.4%

747-UNIVERSITY OF TEXAS AT BROWNSVILLE-Professional Services Unadjusted Goal is 20.0%

FUND TYPE	TOTAL EXPENDITURES	TOTAL SPENT WITH NON-HUBS	TOTAL SPENT WITH **ADJ. HUBS 18.1%	TOTAL SPENT WITH *OTHER HUBS 1.9%	BLACK	HISPANIC	WOMAN	ASIAN PACIFIC	NATIVE AMERICAN
-----------	--------------------	---------------------------	------------------------------------	-----------------------------------	-------	----------	-------	---------------	-----------------

T	\$10,199	\$10,199/100%							
N									
S									
-TC									
C	\$10,199	\$10,199/100%							

747-UNIVERSITY OF TEXAS AT BROWNSVILLE-Other Services Unadjusted Goal is 33.0%

FUND TYPE	TOTAL EXPENDITURES	TOTAL SPENT WITH NON-HUBS	TOTAL SPENT WITH **ADJ. HUBS 23.0%	TOTAL SPENT WITH *OTHER HUBS 1.1%	ASIAN PACIFIC	BLACK	HISPANIC	NATIVE AMERICAN	WOMAN
-----------	--------------------	---------------------------	------------------------------------	-----------------------------------	---------------	-------	----------	-----------------	-------

T	\$10,039	\$10,039/100%							
N	\$1,640,447	\$1,135,758/69.2%	\$504,689/30.7%		\$36,621/2.22%	\$75/.004%	\$453,262/27.6%		\$14,830/.904%
S									
-TC	\$31,448	\$31,448/100%							
C	\$1,619,040	\$1,114,351/68.8%	\$504,689/31.1%		\$36,531/2.26%	\$75/.004%	\$463,252/27.9%		\$14,830/.918%

747-UNIVERSITY OF TEXAS AT BROWNSVILLE-Commodity Purchasing Unadjusted Goal is 12.6%

FUND TYPE	TOTAL EXPENDITURES	TOTAL SPENT WITH NON-HUBS	TOTAL SPENT WITH **ADJ. HUBS 11.5%	TOTAL SPENT WITH *OTHER HUBS 1.1%	BLACK	HISPANIC	WOMAN	ASIAN PACIFIC	NATIVE AMERICAN
-----------	--------------------	---------------------------	------------------------------------	-----------------------------------	-------	----------	-------	---------------	-----------------

T	\$1,604			\$1,604/100%					
N	\$3,214,110	\$1,882,971/58.8%	\$1,077,488/33.5%	\$243,651/7.58%	\$107,441/3.34%	\$184,378/5.73%	\$785,668/24.4%	\$1,604/100%	\$243,651/7.58%
S									
-TC	\$248,484	\$248,062/99.0%	\$2,431/.978%				\$2,431/.978%		
C	\$2,867,230	\$1,846,918/65.5%	\$1,076,056/38.2%	\$245,255/8.26%	\$107,441/3.82%	\$184,378/6.21%	\$783,238/28.3%	\$245,255/8.26%	

OB = DEBIT (NEGATIVE AMOUNT) \* = OTHER HUBS \*\* = ADJUSTED HUBS \*\*\* = DOLLARS REPORTED BUT NOT SHOWN IN THESE COLUMNS. SEE COVER LETTER PARA. 4.  
T-TREASURY, N-NON-TREASURY, S-SUBCONTRACTOR FUNDS & PROCUREMENT CARD HUB PURCHASES, TC-TERM CONTRACT, C-CONSOLIDATED. SEE PAGE 4 OF HUB REPORT FOR FUND TYPE DESCRIPTION.

748-BAYLOR COLLEGE OF DENTISTRY(SEE 709)-Heavy Construction Unadjusted Goal is 11.8%

FUND TYPE	TOTAL EXPENDITURES	TOTAL SPENT WITH NON-HUBS AMOUNT/%	TOTAL SPENT WITH **ADJ. HUBS 6.6% AMOUNT/%	TOTAL SPENT WITH *OTHER HUBS 5.3% AMOUNT/%	**ADJUSTED HUB GOAL 6.6%				*OTHER HUB GOAL 5.3%
					ASIAN PACIFIC AMOUNT/%	BLACK AMOUNT/%	HISPANIC AMOUNT/%	NATIVE AMERICAN AMOUNT/%	WOMAN AMOUNT/%

T  
N  
S  
-TC  
C

748-BAYLOR COLLEGE OF DENTISTRY(SEE 709)-Building Construction Unadjusted Goal is 26.1%

FUND TYPE	TOTAL EXPENDITURES	TOTAL SPENT WITH NON-HUBS	TOTAL SPENT WITH **ADJ. HUBS 25.1%	TOTAL SPENT WITH *OTHER HUBS 1.0%	**ADJUSTED HUB GOAL 25.1%			*OTHER HUB GOAL 1.0%	
					BLACK	HISPANIC	WOMAN	ASIAN PACIFIC	NATIVE AMERICAN

T  
N  
S  
-TC  
C

748-BAYLOR COLLEGE OF DENTISTRY(SEE 709)-Special Trade Unadjusted Goal is 57.2%

FUND TYPE	TOTAL EXPENDITURES	TOTAL SPENT WITH NON-HUBS	TOTAL SPENT WITH **ADJ. HUBS 47.0%	TOTAL SPENT WITH *OTHER HUBS 10.2%	**ADJUSTED HUB GOAL 47.0%		*OTHER HUB GOAL 10.2%		
					BLACK	HISPANIC	ASIAN PACIFIC	NATIVE AMERICAN	WOMAN

T  
N  
S  
-TC  
C

748-BAYLOR COLLEGE OF DENTISTRY(SEE 709)-Professional Services Unadjusted Goal is 20.0%

FUND TYPE	TOTAL EXPENDITURES	TOTAL SPENT WITH NON-HUBS	TOTAL SPENT WITH **ADJ. HUBS 18.1%	TOTAL SPENT WITH *OTHER HUBS 1.9%	**ADJUSTED HUB GOAL 18.1%			*OTHER HUB GOAL 1.9%	
					BLACK	HISPANIC	WOMAN	ASIAN PACIFIC	NATIVE AMERICAN

T  
N  
S  
-TC  
C

748-BAYLOR COLLEGE OF DENTISTRY(SEE 709)-Other Services Unadjusted Goal is 33.0%

FUND TYPE	TOTAL EXPENDITURES	TOTAL SPENT WITH NON-HUBS	TOTAL SPENT WITH **ADJ. HUBS 33.0%	**ADJUSTED HUB GOAL 33.0%				
				ASIAN PACIFIC	BLACK	HISPANIC	NATIVE AMERICAN	WOMAN

T  
N  
S  
-TC  
C

748-BAYLOR COLLEGE OF DENTISTRY(SEE 709)-Commodity Purchasing Unadjusted Goal is 12.5%

FUND TYPE	TOTAL EXPENDITURES	TOTAL SPENT WITH NON-HUBS	TOTAL SPENT WITH **ADJ. HUBS 11.5%	TOTAL SPENT WITH *OTHER HUBS 1.1%	**ADJUSTED HUB GOAL 11.5%			*OTHER HUB GOAL 1.1%	
					BLACK	HISPANIC	WOMAN	ASIAN PACIFIC	NATIVE AMERICAN

T  
N  
S  
-TC  
C

\$766 \$766/100 %  
\$768 \$766/100 %

DB = DEBIT (NEGATIVE AMOUNT) \* = OTHER HUBS \*\* = ADJUSTED HUBS \*\*\* = DOLLARS REPORTED BUT NOT SHOWN IN THESE COLUMNS. SEE COVER LETTER PARA. 4  
T-TREASURY, N-NON-TREASURY, S-SUBCONTRACTOR FUNDS & PROCUREMENT CARD HUB PURCHASES, TC-TERM CONTRACT, C-CONSOLIDATED. SEE PAGE 4 OF HUB REPORT FOR FUND TYPE DESCRIPTION.

750-UNIVERSITY OF TEXAS AT TYLER-Heavy Construction Unadjusted Goal is 11.9%

FUND TYPE	TOTAL EXPENDITURES	TOTAL SPENT WITH NON-HUBS AMOUNT/%	TOTAL SPENT WITH **ADJ. HUBS 11.9%	TOTAL SPENT WITH *OTHER HUBS 5.3%	**ADJUSTED HUB GOAL 6.6%				*OTHER HUB GOAL 5.3% WOMAN AMOUNT/%
					ASIAN PACIFIC AMOUNT/%	BLACK AMOUNT/%	HISPANIC AMOUNT/%	NATIVE AMERICAN AMOUNT/%	
T	\$5,070	\$6,070/100 %							
N	\$671,025	\$671,025/100 %							
S									
-TC									
C	\$577,085	\$577,085/100 %							

750-UNIVERSITY OF TEXAS AT TYLER-Building Construction Unadjusted Goal is 26.1%

FUND TYPE	TOTAL EXPENDITURES	TOTAL SPENT WITH NON-HUBS	TOTAL SPENT WITH **ADJ. HUBS 26.1%	TOTAL SPENT WITH *OTHER HUBS 1.5%	**ADJUSTED HUB GOAL 26.1%			*OTHER HUB GOAL 1.0%	
					BLACK	HISPANIC	WOMAN	ASIAN PACIFIC	NATIVE AMERICAN
T	\$18,200	\$18,200/100 %							
N									
S									
-TC									
C	\$18,200	\$18,200/100 %							

750-UNIVERSITY OF TEXAS AT TYLER-Special Trade Unadjusted Goal is 57.2%

FUND TYPE	TOTAL EXPENDITURES	TOTAL SPENT WITH NON-HUBS	TOTAL SPENT WITH **ADJ. HUBS 57.2%	TOTAL SPENT WITH *OTHER HUBS 10.2%	**ADJUSTED HUB GOAL 47.0%		*OTHER HUB GOAL 10.2%		
					BLACK	HISPANIC	ASIAN PACIFIC	NATIVE AMERICAN	WOMAN
T	\$115,806	\$115,806/100 %							
N	\$733,926	\$733,926/100 %							
S									
-TC									
C	\$849,833	\$849,833/100 %							

750-UNIVERSITY OF TEXAS AT TYLER-Professional Services Unadjusted Goal is 20.0%

FUND TYPE	TOTAL EXPENDITURES	TOTAL SPENT WITH NON-HUBS	TOTAL SPENT WITH **ADJ. HUBS 18.1%	TOTAL SPENT WITH *OTHER HUBS 1.8%	**ADJUSTED HUB GOAL 18.1%			*OTHER HUB GOAL 1.5%	
					BLACK	HISPANIC	WOMAN	ASIAN PACIFIC	NATIVE AMERICAN
T	\$1,813	\$1,813/100 %							
N	\$40,734	\$40,734/100 %							
S									
-TC									
C	\$42,547	\$42,547/100 %							

750-UNIVERSITY OF TEXAS AT TYLER-Other Services Unadjusted Goal is 33.0%

FUND TYPE	TOTAL EXPENDITURES	TOTAL SPENT WITH NON-HUBS	TOTAL SPENT WITH **ADJ. HUBS 33.0%	TOTAL SPENT WITH *OTHER HUBS 3.0%	**ADJUSTED HUB GOAL 33.0%				WOMAN
					ASIAN PACIFIC	BLACK	HISPANIC	NATIVE AMERICAN	
T	\$827,479	\$817,003/98.7%	\$10,476/1.28%			\$17/.002%	\$1,285/.162%	\$8,194/1.11%	
N	\$1,331,854	\$1,319,059/99.0%	\$12,794/.960%			\$225/.016%	\$6,309/.398%	\$7,260/.545%	
S									
-TC	\$4,807	\$4,807/100 %							
C	\$2,154,526	\$2,131,255/98.9%	\$23,270/1.08%			\$242/.011%	\$6,574/.305%	\$15,454/.763%	

750-UNIVERSITY OF TEXAS AT TYLER-Commodity Purchasing Unadjusted Goal is 12.8%

FUND TYPE	TOTAL EXPENDITURES	TOTAL SPENT WITH NON-HUBS	TOTAL SPENT WITH **ADJ. HUBS 11.5%	TOTAL SPENT WITH *OTHER HUBS 1.1%	**ADJUSTED HUB GOAL 11.6%			*OTHER HUB GOAL 1.1%	
					BLACK	HISPANIC	WOMAN	ASIAN PACIFIC	NATIVE AMERICAN
T	\$1,441,304	\$1,138,459/78.7%	\$233,039/16.1%	\$73,806/5.12%	\$468/.032%	\$31,673/2.18%	\$200,898/13.9%	\$73,806/5.12%	
N	\$1,856,285	\$1,448,754/77.9%	\$602,227/25.8%	\$7,304/.373%	\$23,063/1.17%	\$43,411/2.21%	\$436,753/22.2%	\$7,304/.373%	
S									
-TC	\$16,707	\$16,552/93.2%	\$718/4.67%	\$336/2.14%		\$690/4.39%	\$28/.178%	\$336/2.14%	
C	\$3,361,483	\$2,566,560/75.8%	\$734,548/21.7%	\$80,774/2.38%	\$23,532/.695%	\$74,384/2.19%	\$636,821/19.8%	\$80,774/2.38%	

DB = DEBIT (NEGATIVE AMOUNT) \* = OTHER HUBS \*\* = ADJUSTED HUBS \*\*\* = DOLLARS REPORTED BUT NOT SHOWN IN THESE COLUMNS. SEE COVER LETTER PARA. 4  
T-TREASURY, N-NON-TREASURY, S-SUBCONTRACTOR FUNDS & PROCUREMENT CARD HUB PURCHASES, TC-TERM CONTRACT, C-CONSOLIDATED. SEE PAGE 4 OF HUB REPORT FOR FUND TYPE DESCRIPTION.

751-TEXAS A & M UNIVERSITY - COMMERCE-Heavy Construction Unadjusted Goal is 11.9%

FUND TYPE	TOTAL EXPENDITURES	TOTAL SPENT WITH NON-HUBS AMOUNT/%	TOTAL SPENT WITH **ADJ. HUBS 6.8%	TOTAL SPENT WITH *OTHER HUBS 5.3%	**ADJUSTED HUB GOAL 6.8%				*OTHER HUB GOAL 5.3%
					ASIAN PACIFIC AMOUNT/%	BLACK AMOUNT/%	HISPANIC AMOUNT/%	NATIVE AMERICAN AMOUNT/%	WOMAN AMOUNT/%

T  
N  
S  
-TC  
C

751-TEXAS A & M UNIVERSITY - COMMERCE-Building Construction Unadjusted Goal is 26.1%

FUND TYPE	TOTAL EXPENDITURES	TOTAL SPENT WITH NON-HUBS	TOTAL SPENT WITH **ADJ. HUBS 26.1%	TOTAL SPENT WITH *OTHER HUBS 1.0%	**ADJUSTED HUB GOAL 26.1%			*OTHER HUB GOAL 1.0%	
					BLACK	HISPANIC	WOMAN	ASIAN PACIFIC	NATIVE AMERICAN

T  
N  
S  
-TC  
C

751-TEXAS A & M UNIVERSITY - COMMERCE-Special Trade Unadjusted Goal is 57.2%

FUND TYPE	TOTAL EXPENDITURES	TOTAL SPENT WITH NON-HUBS	TOTAL SPENT WITH **ADJ. HUBS 57.0%	TOTAL SPENT WITH *OTHER HUBS 10.2%	**ADJUSTED HUB GOAL 47.0%		*OTHER HUB GOAL 10.2%		
					BLACK	HISPANIC	ASIAN PACIFIC	NATIVE AMERICAN	WOMAN

T  
N  
S  
-TC  
C

751-TEXAS A & M UNIVERSITY - COMMERCE-Professional Services Unadjusted Goal is 20.0%

FUND TYPE	TOTAL EXPENDITURES	TOTAL SPENT WITH NON-HUBS	TOTAL SPENT WITH **ADJ. HUBS 18.1%	TOTAL SPENT WITH *OTHER HUBS 1.9%	**ADJUSTED HUB GOAL 18.1%			*OTHER HUB GOAL 1.9%	
					BLACK	HISPANIC	WOMAN	ASIAN PACIFIC	NATIVE AMERICAN

T  
N  
S  
-TC  
C

751-TEXAS A & M UNIVERSITY - COMMERCE-Other Services Unadjusted Goal is 33.0%

FUND TYPE	TOTAL EXPENDITURES	TOTAL SPENT WITH NON-HUBS	TOTAL SPENT WITH **ADJ. HUBS 33.0%	TOTAL SPENT WITH *OTHER HUBS 2.2%	**ADJUSTED HUB GOAL 33.0%				WOMAN
					ASIAN PACIFIC	BLACK	HISPANIC	NATIVE AMERICAN	

T  
N  
S  
-TC  
C

751-TEXAS A & M UNIVERSITY - COMMERCE-Commodity Purchasing Unadjusted Goal is 12.6%

FUND TYPE	TOTAL EXPENDITURES	TOTAL SPENT WITH NON-HUBS	TOTAL SPENT WITH **ADJ. HUBS 11.6%	TOTAL SPENT WITH *OTHER HUBS 1.1%	**ADJUSTED HUB GOAL 11.6%			*OTHER HUB GOAL 1.1%	
					BLACK	HISPANIC	WOMAN	ASIAN PACIFIC	NATIVE AMERICAN

T  
N  
S  
-TC  
C

DB = DEBIT (NEGATIVE AMOUNT) \* = OTHER HUBS \*\* = ADJUSTED HUBS \*\*\* = DOLLARS REPORTED BUT NOT SHOWN IN THESE COLUMNS. SEE COVER LETTER PARA. 4  
T-TREASURY, N=NON-TREASURY, S-SUBCONTRACTOR FUNDS & PROCUREMENT CARD HUB PURCHASES, TC=TERM CONTRACT, C=CONSOLIDATED. SEE PAGE 4 OF HUB REPORT FOR FUND TYPE DESCRIPTION.

752-UNIVERSITY OF NORTH TEXAS-Heavy Construction Unadjusted Goal is 11.9%

FUND TYPE	TOTAL EXPENDITURES	TOTAL SPENT WITH NON-HUBS AMOUNT/%	TOTAL SPENT WITH *ADJ. HUBS 6.5% AMOUNT/%	TOTAL SPENT WITH *OTHER HUBS 5.3% AMOUNT/%	**ADJUSTED HUB GOAL 6.6%				*OTHER HUB GOAL 5.3% WOMAN AMOUNT/%
					ASIAN PACIFIC AMOUNT/%	BLACK AMOUNT/%	HISPANIC AMOUNT/%	NATIVE AMERICAN AMOUNT/%	

T \$316 \$316/100 %  
N  
S  
-TC

C \$316 \$316/100 %

752-UNIVERSITY OF NORTH TEXAS-Building Construction Unadjusted Goal is 26.1%

FUND TYPE	TOTAL EXPENDITURES	TOTAL SPENT WITH NON-HUBS	TOTAL SPENT WITH **ADJ. HUBS 25.1% AMOUNT/%	TOTAL SPENT WITH *OTHER HUBS 1.0% AMOUNT/%	**ADJUSTED HUB GOAL 25.1%			*OTHER HUB GOAL 1.0%	
					BLACK	HISPANIC	WOMAN	ASIAN PACIFIC	NATIVE AMERICAN

T \$20,759 \$2,781/13.3%  
N \$295,981 \$547,688/54.7%  
S \*\*\*  
-TC

C \$1,020,720 \$550,468/53.8% \$470,252/46.0% \$470,252/46.0%

752-UNIVERSITY OF NORTH TEXAS-Special Trade Unadjusted Goal is 67.2%

FUND TYPE	TOTAL EXPENDITURES	TOTAL SPENT WITH NON-HUBS	TOTAL SPENT WITH **ADJ. HUBS 47.0% AMOUNT/%	TOTAL SPENT WITH *OTHER HUBS 12.2% AMOUNT/%	**ADJUSTED HUB GOAL 47.0%			*OTHER HUB GOAL 10.2%		
					BLACK	HISPANIC	WOMAN	ASIAN PACIFIC	NATIVE AMERICAN	WOMAN

T \$522,181 \$448,863/85.9%  
N \$12,297,656 \$12,205,547/99.2%  
S \*\*\*  
-TC \$4,401

C \$12,815,436 \$12,654,511/98.7% \$785,868/6.1% \$365,135/2.8% \$3,600/.028% \$782,388/6.10% \$178,068/1.37% \$6,199/.048% \$182,867/1.42%

752-UNIVERSITY OF NORTH TEXAS-Professional Services Unadjusted Goal is 20.0%

FUND TYPE	TOTAL EXPENDITURES	TOTAL SPENT WITH NON-HUBS	TOTAL SPENT WITH **ADJ. HUBS 18.1% AMOUNT/%	TOTAL SPENT WITH *OTHER HUBS 1.9% AMOUNT/%	**ADJUSTED HUB GOAL 18.1%			*OTHER HUB GOAL 1.9%	
					BLACK	HISPANIC	WOMAN	ASIAN PACIFIC	NATIVE AMERICAN

T \$43,357 \$43,357/100 %  
N \$1,085,906 \$1,083,161/99.7%  
S \*\*\*  
-TC

C \$1,129,263 \$1,126,518/99.7% \$4,887/.415% \$4,887/.415%

752-UNIVERSITY OF NORTH TEXAS-Other Services Unadjusted Goal is 33.0%

FUND TYPE	TOTAL EXPENDITURES	TOTAL SPENT WITH NON-HUBS	TOTAL SPENT WITH **ADJ. HUBS 33.0% AMOUNT/%	**ADJUSTED HUB GOAL 33.0%				
				ASIAN PACIFIC	BLACK	HISPANIC	NATIVE AMERICAN	WOMAN

T \$1,464,145 \$1,408,259/96.1%  
N \$7,028,888 \$8,690,708/95.2%  
S  
-TC \$21,244 \$18,593/87.5%

C \$8,489,787 \$8,080,375/95.4% \$388,412/4.6% \$275/.003% \$10,440/.123% \$14,274/.168% \$142,928/1.68% \$221,483/2.61%

752-UNIVERSITY OF NORTH TEXAS-Commodity Purchasing Unadjusted Goal is 12.6%

FUND TYPE	TOTAL EXPENDITURES	TOTAL SPENT WITH NON-HUBS	TOTAL SPENT WITH **ADJ. HUBS 11.5% AMOUNT/%	TOTAL SPENT WITH *OTHER HUBS 1.1% AMOUNT/%	**ADJUSTED HUB GOAL 11.5%			*OTHER HUB GOAL 1.1%	
					BLACK	HISPANIC	WOMAN	ASIAN PACIFIC	NATIVE AMERICAN

T \$7,837,016 \$5,995,761/76.5%  
N \$15,367,250 \$12,469,264/87.5%  
S  
-TC \$1,345,002 \$1,310,656/97.4%

C \$21,859,263 \$18,144,358/83.0% \$2,487,672/11.3% \$1,227,333/5.61% \$154/.011% \$1,861/.145% \$30,488/2.28% \$531/.039% \$1,200/.089%

DB = DEBIT (NEGATIVE AMOUNT) \* = OTHER HUBS \*\* = ADJUSTED HUBS \*\*\* = DOLLARS REPORTED BUT NOT SHOWN IN THESE COLUMNS. SEE COVER LETTER PARA. 4  
T=TREASURY, N=NON-TREASURY, S=SUBCONTRACTOR FUNDS & PROCUREMENT CARD HUB PURCHASES, TC=TERM CONTRACT, C=CONSOLIDATED. SEE PAGE 4 OF HUB REPORT FOR FUND TYPE DESCRIPTION.

753-SAM HOUSTON STATE UNIVERSITY-Heavy Construction Unadjusted Goal is 11.9%

FUND TYPE	TOTAL EXPENDITURES	TOTAL SPENT WITH NON-HUBS AMOUNT/%	TOTAL SPENT WITH **ADJ. HUBS 8.4%	TOTAL SPENT WITH *OTHER HUBS 3.5%	**ADJUSTED HUB GOAL 8.8%				*OTHER HUB GOAL 5.1% WOMAN AMOUNT/%
					ASIAN PACIFIC AMOUNT/%	BLACK AMOUNT/%	HISPANIC AMOUNT/%	NATIVE AMERICAN AMOUNT/%	
T									
N	\$1,852	\$1,852/100%							
S									
-TC									
C	\$1,852	\$1,852/100%							

753-SAM HOUSTON STATE UNIVERSITY-Building Construction Unadjusted Goal is 26.1%

FUND TYPE	TOTAL EXPENDITURES	TOTAL SPENT WITH NON-HUBS	TOTAL SPENT WITH **ADJ. HUBS 25.1%	TOTAL SPENT WITH *OTHER HUBS 1.0%	**ADJUSTED HUB GOAL 25.1%			*OTHER HUB GOAL 1.0%	
					BLACK	HISPANIC	WOMAN	ASIAN PACIFIC	NATIVE AMERICAN
T	\$595,042	\$424,454/71.2%	\$171,585/28.7%		\$88,070/18.6%	\$72,514/12.1%			
N	\$5,710,730	\$5,701,510/99.8%	\$9,220/.161%			\$9,220/.161%			
S	***	***							
-TC									
C	\$6,306,773	\$6,126,964/97.1%	\$180,808/2.86%		\$88,070/1.57%	\$81,738/1.29%			

753-SAM HOUSTON STATE UNIVERSITY-Special Trade Unadjusted Goal is 97.2%

FUND TYPE	TOTAL EXPENDITURES	TOTAL SPENT WITH NON-HUBS	TOTAL SPENT WITH **ADJ. HUBS 47.6%	TOTAL SPENT WITH *OTHER HUBS 10.2%	**ADJUSTED HUB GOAL 47.0%		*OTHER HUB GOAL 10.2%		
					BLACK	HISPANIC	ASIAN PACIFIC	NATIVE AMERICAN	WOMAN
T	\$2,732,371	\$2,570,742/85.8%	\$124,037/3.32%		\$60,585/1.62%	\$63,441/1.69%			\$27,591/1.00%
N	\$2,484,314	\$2,327,487/93.3%	\$110,514/4.43%			\$110,514/4.43%		\$22,019/.882%	\$34,283/1.37%
S	***	***							
-TC	\$24,200		\$24,200/100%			\$24,200/100%			
C	\$6,202,465	\$5,898,239/95.0%	\$210,351/3.39%		\$60,585/.977%	\$149,758/2.41%		\$22,019/.355%	\$71,876/1.15%

753-SAM HOUSTON STATE UNIVERSITY-Professional Services Unadjusted Goal is 20.0%

FUND TYPE	TOTAL EXPENDITURES	TOTAL SPENT WITH NON-HUBS	TOTAL SPENT WITH **ADJ. HUBS 18.1%	TOTAL SPENT WITH *OTHER HUBS 1.9%	**ADJUSTED HUB GOAL 18.1%			*OTHER HUB GOAL 1.9%	
					BLACK	HISPANIC	WOMAN	ASIAN PACIFIC	NATIVE AMERICAN
T	\$72,857	\$61,847/71.3%	\$11,810/16.2%			\$1,100/1.51%		\$10,710/14.7%	
N	\$34,760	\$34,760/100%							
S									
-TC	\$1,200	\$1,200/100%							
C	\$108,217	\$85,807/80.4%	\$11,810/11.1%			\$1,100/1.03%		\$10,710/10.0%	\$9,000/8.47%

753-SAM HOUSTON STATE UNIVERSITY-Other Services Unadjusted Goal is 33.0%

FUND TYPE	TOTAL EXPENDITURES	TOTAL SPENT WITH NON-HUBS	TOTAL SPENT WITH **ADJ. HUBS 23.0%	**ADJUSTED HUB GOAL 33.0%				
				ASIAN PACIFIC	BLACK	HISPANIC	NATIVE AMERICAN	WOMAN
T	\$1,159,848	\$1,048,039/90.1%	\$113,809/9.81%	\$10,558/.910%	\$6,000/.517%	\$44,855/3.85%		\$62,595/4.53%
N	\$1,988,404	\$1,740,295/87.6%	\$248,108/12.3%		\$89,471/5.00%	\$6,253/.314%		\$140,383/7.06%
S								
-TC	\$52,065	\$9,482/18.1%	\$42,603/81.8%			\$41,815/80.3%		\$788/1.51%
C	\$3,094,187	\$2,778,873/90.7%	\$317,314/10.2%	\$10,558/.341%	\$106,472/3.40%	\$9,082/.283%		\$182,181/6.21%

753-SAM HOUSTON STATE UNIVERSITY-Commodity Purchasing Unadjusted Goal is 12.8%

FUND TYPE	TOTAL EXPENDITURES	TOTAL SPENT WITH NON-HUBS	TOTAL SPENT WITH **ADJ. HUBS 13.0%	TOTAL SPENT WITH *OTHER HUBS 1.3%	**ADJUSTED HUB GOAL 11.5%			*OTHER HUB GOAL 1.1%	
					BLACK	HISPANIC	WOMAN	ASIAN PACIFIC	NATIVE AMERICAN
T	\$4,885,308	\$3,887,603/75.3%	\$748,088/15.2%		\$4,771/.087%	\$367,225/7.60%		\$376,088/7.88%	\$459,289/9.38%
N	\$3,231,171	\$2,889,024/89.7%	\$188,668/6.14%		\$29,768/.921%	\$26,889/.831%		\$142,021/4.39%	\$133,487/4.13%
S									
-TC	\$401,087	\$336,061/83.7%	\$37,645/9.34%		\$147/.036%	\$279/.068%		\$37,218/8.27%	\$27,030/6.73%
C	\$7,726,383	\$6,250,566/80.9%	\$809,109/11.7%		\$34,382/.445%	\$383,815/5.05%		\$480,881/6.22%	\$666,728/7.32%

DB = DEBIT (NEGATIVE AMOUNT) \* = OTHER HUBS \*\* = ADJUSTED HUBS \*\*\* = DOLLARS REPORTED BUT NOT SHOWN IN THESE COLUMNS. SEE COVER LETTER PARA. 4  
T-TREASURY, N-NON-TREASURY, S-SUBCONTRACTOR FUNDS & PROCUREMENT CARD HUB PURCHASES, TC-TERM CONTRACT, C-CONSOLIDATED. SEE PAGE 4 OF HUB REPORT FOR FUND TYPE DESCRIPTION.



754-SOUTHWEST TEXAS STATE UNIVERSITY-Heavy Construction Unadjusted Goal is 11.8%

FUND TYPE	TOTAL EXPENDITURES	TOTAL SPENT WITH NON-HUBS AMOUNT/%	TOTAL SPENT WITH **ADJ. HUBS 9.5%	TOTAL SPENT WITH *OTHER HUBS 5.3%	**ADJUSTED HUB GOAL 6.6%				*OTHER HUB GOAL 5.3% WOMAN AMOUNT/%
					ASIAN PACIFIC AMOUNT/%	BLACK AMOUNT/%	HISPANIC AMOUNT/%	NATIVE AMERICAN AMOUNT/%	
T	\$86,180	\$86,180/100%							
N									
S									
-TC									
C	\$86,180	\$86,180/100%							

754-SOUTHWEST TEXAS STATE UNIVERSITY-Building Construction Unadjusted Goal is 26.1%

FUND TYPE	TOTAL EXPENDITURES	TOTAL SPENT WITH NON-HUBS	TOTAL SPENT WITH **ADJ. HUBS 22.1%	TOTAL SPENT WITH *OTHER HUBS 1.2%	**ADJUSTED HUB GOAL 25.1%			*OTHER HUB GOAL 1.0%	
					BLACK	HISPANIC	WOMAN	ASIAN PACIFIC	NATIVE AMERICAN
T	\$70,773	\$70,260/99.2%	\$613/.724%				\$513/.724%		
N	\$432,488	\$432,488/100%				\$38,935/7.93%			
S	***	***	\$28,935/7.93%						
-TC									
C	\$503,271	\$502,768/99.8%	\$40,448/8.03%			\$38,935/7.83%	\$513/.101%		

754-SOUTHWEST TEXAS STATE UNIVERSITY-Special Trade Unadjusted Goal is 57.2%

FUND TYPE	TOTAL EXPENDITURES	TOTAL SPENT WITH NON-HUBS	TOTAL SPENT WITH **ADJ. HUBS 27.0%	TOTAL SPENT WITH *OTHER HUBS 10.2%	**ADJUSTED HUB GOAL 47.0%			*OTHER HUB GOAL 10.2%	
					BLACK	HISPANIC	WOMAN	ASIAN PACIFIC	NATIVE AMERICAN
T	\$2,468,824	\$1,810,371/77.7%	\$20,543/.835%	\$627,309/21.4%		\$20,543/.835%		\$527,309/21.4%	
N	\$5,188,847	\$3,425,686/65.8%	\$1,284,801/24.7%	\$488,360/9.39%	\$11,117/.213%	\$1,273,883/24.4%		\$488,360/9.39%	
S									
-TC									
C	\$7,657,671	\$6,326,858/89.8%	\$1,305,344/17.0%	\$1,015,669/13.2%	\$11,117/.145%	\$1,284,226/16.9%		\$1,015,669/13.2%	

754-SOUTHWEST TEXAS STATE UNIVERSITY-Professional Services Unadjusted Goal is 20.0%

FUND TYPE	TOTAL EXPENDITURES	TOTAL SPENT WITH NON-HUBS	TOTAL SPENT WITH **ADJ. HUBS 16.1%	TOTAL SPENT WITH *OTHER HUBS 1.9%	**ADJUSTED HUB GOAL 18.1%			*OTHER HUB GOAL 1.5%	
					BLACK	HISPANIC	WOMAN	ASIAN PACIFIC	NATIVE AMERICAN
T	\$67,490	\$60,768/90.0%	\$6,722/9.96%			\$7,000/10.3%	\$27808		
N	\$256,388	\$323,693/90.8%	\$14,144/3.98%	\$18,550/5.20%		\$13,684/3.81%	\$660/.154%	\$18,550/5.20%	
S									
-TC									
C	\$423,878	\$384,462/90.7%	\$20,866/4.92%	\$18,560/4.37%		\$20,594/4.85%	\$272/.064%	\$18,560/4.37%	

754-SOUTHWEST TEXAS STATE UNIVERSITY-Other Services Unadjusted Goal is 33.0%

FUND TYPE	TOTAL EXPENDITURES	TOTAL SPENT WITH NON-HUBS	TOTAL SPENT WITH **ADJ. HUBS 33.0%	**ADJUSTED HUB GOAL 33.0%					
				ASIAN PACIFIC	BLACK	HISPANIC	NATIVE AMERICAN	WOMAN	
T	\$403,153	\$401,781/99.8%	\$1,371/.340%					\$1,371/.340%	
N	\$7,346,938	\$6,887,435/96.1%	\$359,503/4.89%	\$125/.001%	\$17,780/.242%	\$72,640/.988%		\$268,957/3.68%	
S									
-TC									
C	\$7,750,092	\$7,389,218/96.3%	\$360,875/4.65%	\$125/.001%	\$17,780/.229%	\$72,640/.937%		\$270,329/3.48%	

754-SOUTHWEST TEXAS STATE UNIVERSITY-Commodity Purchasing Unadjusted Goal is 12.8%

FUND TYPE	TOTAL EXPENDITURES	TOTAL SPENT WITH NON-HUBS	TOTAL SPENT WITH **ADJ. HUBS 11.5%	TOTAL SPENT WITH *OTHER HUBS 1.1%	**ADJUSTED HUB GOAL 11.5%			*OTHER HUB GOAL 1.1%	
					BLACK	HISPANIC	WOMAN	ASIAN PACIFIC	NATIVE AMERICAN
T	\$2,424,310	\$1,973,420/81.3%	\$371,030/15.3%	\$80,458/3.31%		\$208,995/8.65%	\$159,223/6.56%	\$77,784/3.20%	\$2,873/.110%
N	\$12,037,880	\$11,097,727/92.1%	\$640,757/5.32%	\$299,174/2.48%	\$38,287/.284%	\$164,742/1.35%	\$441,747/3.66%	\$297,894/2.47%	\$1,320/.011%
S									
-TC	\$1,168	\$716/63.0%		\$432/36.9%				\$432/36.9%	
C	\$14,461,402	\$13,070,412/90.3%	\$1,011,788/6.98%	\$378,201/2.82%	\$38,078/.284%	\$374,738/2.58%	\$600,970/4.15%	\$375,207/2.59%	\$3,993/.027%

DB = DEBIT (NEGATIVE AMOUNT) \* = OTHER HUBS \*\* = ADJUSTED HUBS \*\*\* = DOLLARS REPORTED BUT NOT SHOWN IN THESE COLUMNS. SEE COVER LETTER PARA. 4  
T-TREASURY, N=NON-TREASURY, S-SUBCONTRACTOR FUNDS & PROCUREMENT CARD HUB PURCHASES, TC-TERM CONTRACT, C=CONSOLIDATED. SEE PAGE 4 OF HUB REPORT FOR FUND TYPE DESCRIPTION.

755-STEPHEN F AUSTIN STATE UNIVERSITY-Heavy Construction Unadjusted Goal is 11.8%

FUND TYPE	TOTAL EXPENDITURES	TOTAL SPENT WITH NON-HUBS AMOUNT/%	TOTAL SPENT WITH **ADJ. HUBS 6.5%	TOTAL SPENT WITH *OTHER HUBS 5.3%	**ADJUSTED HUB GOAL 6.5%				*OTHER HUB GOAL 5.3%
					ASIAN PACIFIC AMOUNT/%	BLACK AMOUNT/%	HISPANIC AMOUNT/%	NATIVE AMERICAN AMOUNT/%	WOMAN AMOUNT/%

T  
N  
S  
-TC  
C

755-STEPHEN F AUSTIN STATE UNIVERSITY-Building Construction Unadjusted Goal is 28.1%

FUND TYPE	TOTAL EXPENDITURES	TOTAL SPENT WITH NON-HUBS	TOTAL SPENT WITH **ADJ. HUBS 28.1%	TOTAL SPENT WITH *OTHER HUBS 1.0%	**ADJUSTED HUB GOAL 28.1%			*OTHER HUB GOAL 1.0%	
					BLACK	HISPANIC	WOMAN	ASIAN PACIFIC	NATIVE AMERICAN

T  
N  
S  
-TC  
C

755-STEPHEN F AUSTIN STATE UNIVERSITY-Special Trade Unadjusted Goal is 57.2%

FUND TYPE	TOTAL EXPENDITURES	TOTAL SPENT WITH NON-HUBS	TOTAL SPENT WITH **ADJ. HUBS 57.0%	TOTAL SPENT WITH *OTHER HUBS 10.2%	**ADJUSTED HUB GOAL 47.0%		*OTHER HUB GOAL 10.2%		
					BLACK	HISPANIC	ASIAN PACIFIC	NATIVE AMERICAN	WOMAN

T  
N  
S  
-TC  
C

755-STEPHEN F AUSTIN STATE UNIVERSITY-Professional Services Unadjusted Goal is 20.0%

FUND TYPE	TOTAL EXPENDITURES	TOTAL SPENT WITH NON-HUBS	TOTAL SPENT WITH **ADJ. HUBS 18.1%	TOTAL SPENT WITH *OTHER HUBS 1.0%	**ADJUSTED HUB GOAL 18.1%			*OTHER HUB GOAL 1.0%	
					BLACK	HISPANIC	WOMAN	ASIAN PACIFIC	NATIVE AMERICAN

T  
N  
S  
-TC  
C

755-STEPHEN F AUSTIN STATE UNIVERSITY-Other Services Unadjusted Goal is 33.0%

FUND TYPE	TOTAL EXPENDITURES	TOTAL SPENT WITH NON-HUBS	TOTAL SPENT WITH **ADJ. HUBS 33.0%	TOTAL SPENT WITH *OTHER HUBS 1.1%	**ADJUSTED HUB GOAL 33.0%			
					ASIAN PACIFIC	BLACK	HISPANIC	NATIVE AMERICAN

T  
N  
S  
-TC  
C

755-STEPHEN F AUSTIN STATE UNIVERSITY-Commodity Purchasing Unadjusted Goal is 12.6%

FUND TYPE	TOTAL EXPENDITURES	TOTAL SPENT WITH NON-HUBS	TOTAL SPENT WITH **ADJ. HUBS 13.5%	TOTAL SPENT WITH *OTHER HUBS 1.1%	**ADJUSTED HUB GOAL 11.5%			*OTHER HUB GOAL 1.1%	
					BLACK	HISPANIC	WOMAN	ASIAN PACIFIC	NATIVE AMERICAN

T  
N  
S  
-TC  
C

DB = DEBIT (NEGATIVE AMOUNT) \* = OTHER HUBS \*\* = ADJUSTED HUBS \*\*\* = DOLLARS REPORTED BUT NOT SHOWN IN THESE COLUMNS. SEE COVER LETTER PARA. 4  
T-TREASURY, N-NON-TREASURY, S-SUBCONTRACTOR FUNDS & PROCUREMENT CARD HUB PURCHASES, TC-TERM CONTRACT, C-CONSOLIDATED. SEE PAGE 4 OF HUB REPORT FOR FUND TYPE DESCRIPTION.

756-SUL ROSS STATE UNIVERSITY-Heavy Construction Unadjusted Goal is 11.9%

FUND TYPE	TOTAL EXPENDITURES	TOTAL SPENT WITH NON-HUBS AMOUNT/%	TOTAL SPENT WITH **ADJ. HUBS 5.6% AMOUNT/%	TOTAL SPENT WITH *OTHER HUBS 6.3% AMOUNT/%	ASIAN PACIFIC AMOUNT/%	**ADJUSTED HUB GOAL 6.6% BLACK AMOUNT/%	HISPANIC AMOUNT/%	NATIVE AMERICAN AMOUNT/%	*OTHER HUB GOAL 6.3% WOMAN AMOUNT/%
-----------	--------------------	------------------------------------	--	--	------------------------	--	-------------------	--------------------------	--

T  
N  
S  
-TC

C

756-SUL ROSS STATE UNIVERSITY-Building Construction Unadjusted Goal is 28.1%

FUND TYPE	TOTAL EXPENDITURES	TOTAL SPENT WITH NON-HUBS	TOTAL SPENT WITH **ADJ. HUBS 25.1%	TOTAL SPENT WITH *OTHER HUBS 1.0%	BLACK	**ADJUSTED HUB GOAL 25.1% HISPANIC	WOMAN	*OTHER HUB GOAL 1.0% ASIAN PACIFIC	NATIVE AMERICAN
-----------	--------------------	---------------------------	------------------------------------	-----------------------------------	-------	---------------------------------------	-------	---------------------------------------	-----------------

T  
N  
S  
-TC

C

756-SUL ROSS STATE UNIVERSITY-Special Trade Unadjusted Goal is 67.2%

FUND TYPE	TOTAL EXPENDITURES	TOTAL SPENT WITH NON-HUBS	TOTAL SPENT WITH **ADJ. HUBS 67.0%	TOTAL SPENT WITH *OTHER HUBS 10.2%	BLACK	**ADJUSTED HUB GOAL 47.0% HISPANIC	*OTHER HUB GOAL 10.2% ASIAN PACIFIC	NATIVE AMERICAN	WOMAN
-----------	--------------------	---------------------------	------------------------------------	------------------------------------	-------	---------------------------------------	--	-----------------	-------

T  
N  
S  
-TC

C

756-SUL ROSS STATE UNIVERSITY-Professional Services Unadjusted Goal is 20.0%

FUND TYPE	TOTAL EXPENDITURES	TOTAL SPENT WITH NON-HUBS	TOTAL SPENT WITH **ADJ. HUBS 18.1%	TOTAL SPENT WITH *OTHER HUBS 1.9%	BLACK	**ADJUSTED HUB GOAL 18.1% HISPANIC	WOMAN	*OTHER HUB GOAL 1.9% ASIAN PACIFIC	NATIVE AMERICAN
-----------	--------------------	---------------------------	------------------------------------	-----------------------------------	-------	---------------------------------------	-------	---------------------------------------	-----------------

T  
N  
S  
-TC

C

756-SUL ROSS STATE UNIVERSITY-Other Services Unadjusted Goal is 33.0%

FUND TYPE	TOTAL EXPENDITURES	TOTAL SPENT WITH NON-HUBS	TOTAL SPENT WITH **ADJ. HUBS 23.0%	ASIAN PACIFIC	BLACK	**ADJUSTED HUB GOAL 33.0% HISPANIC	NATIVE AMERICAN	WOMAN
-----------	--------------------	---------------------------	------------------------------------	---------------	-------	---------------------------------------	-----------------	-------

T  
N  
S  
-TC

C

756-SUL ROSS STATE UNIVERSITY-Commodity Purchasing Unadjusted Goal is 12.6%

FUND TYPE	TOTAL EXPENDITURES	TOTAL SPENT WITH NON-HUBS	TOTAL SPENT WITH **ADJ. HUBS 11.6%	TOTAL SPENT WITH *OTHER HUBS 1.1%	BLACK	**ADJUSTED HUB GOAL 11.6% HISPANIC	WOMAN	*OTHER HUB GOAL 1.1% ASIAN PACIFIC	NATIVE AMERICAN
-----------	--------------------	---------------------------	------------------------------------	-----------------------------------	-------	---------------------------------------	-------	---------------------------------------	-----------------

T  
N  
S  
-TC

C

DB = DEBIT (NEGATIVE AMOUNT) \* = OTHER HUBS \*\* = ADJUSTED HUBS \*\*\* = DOLLARS REPORTED BUT NOT SHOWN IN THESE COLUMNS. SEE COVER LETTER PARA. 4  
T-TREASURY, N-NON-TREASURY, S-SUBCONTRACTOR FUNDS & PROCUREMENT CARD HUB PURCHASES, TC-TERM CONTRACT, C-CONSOLIDATED. SEE PAGE 4 OF HUB REPORT FOR FUND TYPE DESCRIPTION.

757-WEST TEXAS A & M UNIVERSITY-Heavy Construction Unadjusted Goal is 11.9%

FUND TYPE	TOTAL EXPENDITURES	TOTAL SPENT WITH NON-HUBS AMOUNT/%	TOTAL SPENT WITH **ADJ. HUBS 6.6%	TOTAL SPENT WITH *OTHER HUBS 5.3%	**ADJUSTED HUB GOAL 6.6%				*OTHER HUB GOAL 5.3%
					ASIAN PACIFIC AMOUNT/%	BLACK AMOUNT/%	HISPANIC AMOUNT/%	NATIVE AMERICAN AMOUNT/%	WOMAN AMOUNT/%
T	\$34,342	\$27,142/79.0%	\$7,200/20.9%					\$7,200/20.9%	
N	\$88,371	\$88,371/100%							
S									
-TC									
C	\$122,713	\$115,513/94.1%	\$7,200/5.86%					\$7,200/5.86%	

757-WEST TEXAS A & M UNIVERSITY-Building Construction Unadjusted Goal is 26.1%

FUND TYPE	TOTAL EXPENDITURES	TOTAL SPENT WITH NON-HUBS	TOTAL SPENT WITH **ADJ. HUBS 25.1%	TOTAL SPENT WITH *OTHER HUBS 1.0%	**ADJUSTED HUB GOAL 25.1%			*OTHER HUB GOAL 1.0%	
					BLACK	HISPANIC	WOMAN	ASIAN PACIFIC	NATIVE AMERICAN
T	\$25,101	\$25,101/100%							
N									
S									
-TC									
C	\$25,101	\$25,101/100%							

757-WEST TEXAS A & M UNIVERSITY-Special Trade Unadjusted Goal is 57.2%

FUND TYPE	TOTAL EXPENDITURES	TOTAL SPENT WITH NON-HUBS	TOTAL SPENT WITH **ADJ. HUBS 47.0%	TOTAL SPENT WITH *OTHER HUBS 10.2%	**ADJUSTED HUB GOAL 47.0%			*OTHER HUB GOAL 10.2%		
					BLACK	HISPANIC	WOMAN	ASIAN PACIFIC	NATIVE AMERICAN	WOMAN
T	\$504,317	\$475,253/94.4%	\$16,998/3.17%	\$12,065/2.39%						\$12,065/2.39%
N	\$1,142,765	\$867,028/76.3%	\$475,726/41.6%					\$348,596/30.5%		\$127,129/11.1%
S										
-TC										
C	\$1,647,082	\$1,143,292/69.4%	\$16,998/.971%	\$487,792/29.6%		\$16,998/.971%		\$348,596/21.1%		\$127,129/8.45%

757-WEST TEXAS A & M UNIVERSITY-Professional Services Unadjusted Goal is 20.0%

FUND TYPE	TOTAL EXPENDITURES	TOTAL SPENT WITH NON-HUBS	TOTAL SPENT WITH **ADJ. HUBS 18.1%	TOTAL SPENT WITH *OTHER HUBS 1.9%	**ADJUSTED HUB GOAL 18.1%			*OTHER HUB GOAL 1.9%	
					BLACK	HISPANIC	WOMAN	ASIAN PACIFIC	NATIVE AMERICAN
T	\$47,041DB	\$47,041DB							
N	\$235,377	\$235,797/98.6%	\$3,580/1.48%					\$3,580/1.49%	
S									
-TC									
C	\$162,336	\$148,758/97.8%	\$3,660/2.35%					\$3,660/2.35%	

757-WEST TEXAS A & M UNIVERSITY-Other Services Unadjusted Goal is 33.0%

FUND TYPE	TOTAL EXPENDITURES	TOTAL SPENT WITH NON-HUBS	TOTAL SPENT WITH **ADJ. HUBS 33.0%	**ADJUSTED HUB GOAL 33.0%				
				ASIAN PACIFIC	BLACK	HISPANIC	NATIVE AMERICAN	WOMAN
T	\$778,581	\$697,848/89.6%	\$80,732/10.3%					\$80,732/10.3%
N	\$3,307,000	\$3,175,308/96.0%	\$131,691/3.96%	\$948/.028%		\$190/.005%		\$130,553/3.84%
S								
-TC	\$82	\$82/100%						
C	\$4,085,489	\$3,873,075/94.8%	\$212,424/5.18%	\$948/.023%		\$190/.004%		\$211,286/5.17%

757-WEST TEXAS A & M UNIVERSITY-Commodity Purchasing Unadjusted Goal is 12.6%

FUND TYPE	TOTAL EXPENDITURES	TOTAL SPENT WITH NON-HUBS	TOTAL SPENT WITH **ADJ. HUBS 11.5%	TOTAL SPENT WITH *OTHER HUBS 1.1%	**ADJUSTED HUB GOAL 11.6%			*OTHER HUB GOAL 1.1%	
					BLACK	HISPANIC	WOMAN	ASIAN PACIFIC	NATIVE AMERICAN
T	\$2,135,848	\$1,988,212/93.0%	\$104,393/4.88%	\$43,242/2.02%					
N	\$5,188,068	\$4,986,228/96.3%	\$202,088/3.88%	\$9,761/.187%		\$2,884/.138%	\$101,409/4.74%	\$41,232/1.83%	\$2,010/.094%
S						\$4,189/.080%	\$197,899/2.80%	\$9,568/.184%	\$183/.003%
-TC	\$170,778	\$170,149/99.6%	\$629/.368%				\$629/.368%		
C	\$7,163,138	\$6,804,290/94.9%	\$306,853/4.26%	\$52,994/.738%		\$7,173/.100%	\$298,678/4.16%	\$80,800/.709%	\$2,193/.030%

DB = DEBIT (NEGATIVE AMOUNT) \* = OTHER HUBS \*\* = ADJUSTED HUBS \*\*\* = DOLLARS REPORTED BUT NOT SHOWN IN THESE COLUMNS. SEE COVER LETTER PARA. 4  
T=TREASURY, N=NON-TREASURY, S=SUBCONTRACTOR FUNDS & PROCUREMENT CARD HUB PURCHASES, TC=TERM CONTRACT, C=CONSOLIDATED. SEE PAGE 4 OF HUB REPORT FOR FUND TYPE DESCRIPTION.

758-TX STATE UNIV SYST BOARD OF REGENTS-Heavy Construction Unadjusted Goal is 11.9%

FUND TYPE	TOTAL EXPENDITURES	TOTAL SPENT WITH NON-HUBS AMOUNT/%	TOTAL SPENT WITH **ADJ. HUBS 8.5%	TOTAL SPENT WITH *OTHER HUBS 3.3%	ASIAN PACIFIC AMOUNT/%	**ADJUSTED HUB GOAL 8.6%	BLACK AMOUNT/%	HISPANIC AMOUNT/%	NATIVE AMERICAN AMOUNT/%	*OTHER HUB GOAL 5.3% WOMAN AMOUNT/%
-----------	--------------------	------------------------------------	-----------------------------------	-----------------------------------	------------------------	--------------------------	----------------	-------------------	--------------------------	-------------------------------------

T  
N  
S  
-TC

758-TX STATE UNIV SYST BOARD OF REGENTS-Building Construction Unadjusted Goal is 26.1%

FUND TYPE	TOTAL EXPENDITURES	TOTAL SPENT WITH NON-HUBS	TOTAL SPENT WITH **ADJ. HUBS 25.1%	TOTAL SPENT WITH *OTHER HUBS 1.0%	BLACK	**ADJUSTED HUB GOAL 26.1%	HISPANIC	WOMAN	ASIAN PACIFIC	*OTHER HUB GOAL 1.0% NATIVE AMERICAN
-----------	--------------------	---------------------------	------------------------------------	-----------------------------------	-------	---------------------------	----------	-------	---------------	--------------------------------------

T  
N  
S  
-TC

758-TX STATE UNIV SYST BOARD OF REGENTS-Special Trade Unadjusted Goal is 57.2%

FUND TYPE	TOTAL EXPENDITURES	TOTAL SPENT WITH NON-HUBS	TOTAL SPENT WITH **ADJ. HUBS 47.0%	TOTAL SPENT WITH *OTHER HUBS 10.2%	BLACK	**ADJUSTED HUB GOAL 47.0%	HISPANIC	ASIAN PACIFIC	*OTHER HUB GOAL 10.2% NATIVE AMERICAN	WOMAN
-----------	--------------------	---------------------------	------------------------------------	------------------------------------	-------	---------------------------	----------	---------------	---------------------------------------	-------

T  
N  
S  
-TC

758-TX STATE UNIV SYST BOARD OF REGENTS-Professional Services Unadjusted Goal is 20.0%

FUND TYPE	TOTAL EXPENDITURES	TOTAL SPENT WITH NON-HUBS	TOTAL SPENT WITH **ADJ. HUBS 18.1%	TOTAL SPENT WITH *OTHER HUBS 1.9%	BLACK	**ADJUSTED HUB GOAL 18.1%	HISPANIC	WOMAN	ASIAN PACIFIC	*OTHER HUB GOAL 1.9% NATIVE AMERICAN
-----------	--------------------	---------------------------	------------------------------------	-----------------------------------	-------	---------------------------	----------	-------	---------------	--------------------------------------

T  
N  
S  
-TC

758-TX STATE UNIV SYST BOARD OF REGENTS-Other Services Unadjusted Goal is 33.0%

FUND TYPE	TOTAL EXPENDITURES	TOTAL SPENT WITH NON-HUBS	TOTAL SPENT WITH **ADJ. HUBS 33.0%	ASIAN PACIFIC	**ADJUSTED HUB GOAL 33.0%	BLACK	HISPANIC	NATIVE AMERICAN	WOMAN
-----------	--------------------	---------------------------	------------------------------------	---------------	---------------------------	-------	----------	-----------------	-------

T  
N  
S  
-TC

C	\$7,696	\$5,031/65.3%	\$2,855/24.6%						\$2,665/34.6%
---	---------	---------------	---------------	--	--	--	--	--	---------------

FUND TYPE	TOTAL EXPENDITURES	TOTAL SPENT WITH NON-HUBS	TOTAL SPENT WITH **ADJ. HUBS 11.5%	TOTAL SPENT WITH *OTHER HUBS 1.1%	BLACK	**ADJUSTED HUB GOAL 11.5%	HISPANIC	WOMAN	ASIAN PACIFIC	*OTHER HUB GOAL 1.1% NATIVE AMERICAN
-----------	--------------------	---------------------------	------------------------------------	-----------------------------------	-------	---------------------------	----------	-------	---------------	--------------------------------------

T  
N  
S  
-TC

C	\$21,807	\$20,702/94.9%	\$1,105/5.06%					\$1,105/5.06%	
---	----------	----------------	---------------	--	--	--	--	---------------	--

C	\$11,937	\$11,937/100%							
---	----------	---------------	--	--	--	--	--	--	--

C	\$9,888	\$8,766/88.6%	\$1,105/11.1%						
---	---------	---------------	---------------	--	--	--	--	--	--

DR = DEBIT (NEGATIVE AMOUNT) \* = OTHER HUBS \*\* = ADJUSTED HUBS \*\*\* = DOLLARS REPORTED BUT NOT SHOWN IN THESE COLUMNS. SEE COVER LETTER PARA. 4  
T=TREASURY, N=NON-TREASURY, S=SUBCONTRACTOR FUNDS & PROCUREMENT CARD HUB PURCHASES, TC=TERM CONTRACT, C=CONSOLIDATED. SEE PAGE 4 OF HUB REPORT FOR FUND TYPE DESCRIPTION.

759-UNIVERSITY OF HOUSTON - CLEAR LAKE-Heavy Construction Unadjusted Goal is 11.9%

FUND TYPE	TOTAL EXPENDITURES	TOTAL SPENT WITH NON-HUBS AMOUNT/%	TOTAL SPENT WITH **ADJ HUBS 11.9% AMOUNT/%	TOTAL SPENT WITH *OTHER HUBS 5.3% AMOUNT/%	**ADJUSTED HUB GOAL 5.6%				*OTHER HUB GOAL 5.3% WOMAN AMOUNT/%
					ASIAN PACIFIC AMOUNT/%	BLACK AMOUNT/%	HISPANIC AMOUNT/%	NATIVE AMERICAN AMOUNT/%	WOMAN AMOUNT/%
T									
N									
S									
-TC									
C									

759-UNIVERSITY OF HOUSTON - CLEAR LAKE-Building Construction Unadjusted Goal is 26.1%

FUND TYPE	TOTAL EXPENDITURES	TOTAL SPENT WITH NON-HUBS	TOTAL SPENT WITH **ADJ HUBS 26.1% AMOUNT/%	TOTAL SPENT WITH *OTHER HUBS 1.0% AMOUNT/%	**ADJUSTED HUB GOAL 26.1%			*OTHER HUB GOAL 1.0% ASIAN PACIFIC NATIVE AMERICAN	
					BLACK	HISPANIC	WOMAN	ASIAN PACIFIC	NATIVE AMERICAN
T	\$8,035	\$508	\$1,180/14.6%	\$6,851/85.3%				\$6,851/85.3%	
N	\$3,150			\$3,150/100%				\$2,150/100%	
S									
-TC									
C	\$11,185	\$508	\$1,180/10.6%	\$10,011/89.4%		\$1,180/10.5%		\$10,011/89.4%	

759-UNIVERSITY OF HOUSTON - CLEAR LAKE-Special Trade Unadjusted Goal is 57.2%

FUND TYPE	TOTAL EXPENDITURES	TOTAL SPENT WITH NON-HUBS	TOTAL SPENT WITH **ADJ HUBS 57.2% AMOUNT/%	TOTAL SPENT WITH *OTHER HUBS 10.2% AMOUNT/%	**ADJUSTED HUB GOAL 47.0%		*OTHER HUB GOAL 10.2% ASIAN PACIFIC NATIVE AMERICAN WOMAN		
					BLACK	HISPANIC	ASIAN PACIFIC	NATIVE AMERICAN	WOMAN
T	\$1,020,080	\$483,866/48.0%	\$493,086/48.3%	\$27,134/2.66%					\$27,134/2.66%
N	\$281,826	\$285,803/94.3%	\$10,950/3.88%	\$4,867/1.72%					\$4,867/1.72%
S									
-TC	\$483,182		\$483,182/100%						
C	\$818,545	\$785,669/93.5%	\$20,874/2.55%	\$32,001/3.90%		\$20,874/2.55%			\$32,001/3.90%

759-UNIVERSITY OF HOUSTON - CLEAR LAKE-Professional Services Unadjusted Goal is 20.0%

FUND TYPE	TOTAL EXPENDITURES	TOTAL SPENT WITH NON-HUBS	TOTAL SPENT WITH **ADJ HUBS 19.1% AMOUNT/%	TOTAL SPENT WITH *OTHER HUBS 1.9% AMOUNT/%	**ADJUSTED HUB GOAL 19.1%			*OTHER HUB GOAL 1.9% ASIAN PACIFIC NATIVE AMERICAN	
					BLACK	HISPANIC	WOMAN	ASIAN PACIFIC	NATIVE AMERICAN
T	\$80	\$80/100%							
N	\$13,993	\$13,993/100%							
S									
-TC									
C	\$14,073	\$14,073/100%							

759-UNIVERSITY OF HOUSTON - CLEAR LAKE-Other Services Unadjusted Goal is 33.0%

FUND TYPE	TOTAL EXPENDITURES	TOTAL SPENT WITH NON-HUBS	TOTAL SPENT WITH **ADJ HUBS 33.0% AMOUNT/%	TOTAL SPENT WITH *OTHER HUBS 3.1% AMOUNT/%	**ADJUSTED HUB GOAL 33.0%				
					ASIAN PACIFIC	BLACK	HISPANIC	NATIVE AMERICAN	WOMAN
T	\$444,196	\$383,165/86.5%	\$51,031/11.4%						\$43,743/8.64%
N	\$1,264,316	\$1,095,739/86.7%	\$187,577/13.2%		\$815/.064%	\$7,288/1.54%	\$13,985/1.10%	\$400/.031%	\$123,067/9.73%
S									
-TC									
C	\$1,708,513	\$1,488,904/87.2%	\$218,608/12.7%		\$815/.047%	\$28,578/2.14%	\$13,985/.816%	\$400/.023%	\$155,831/8.76%

759-UNIVERSITY OF HOUSTON - CLEAR LAKE-Commodity Purchasing Unadjusted Goal is 12.6%

FUND TYPE	TOTAL EXPENDITURES	TOTAL SPENT WITH NON-HUBS	TOTAL SPENT WITH **ADJ HUBS 11.5% AMOUNT/%	TOTAL SPENT WITH *OTHER HUBS 1.1% AMOUNT/%	**ADJUSTED HUB GOAL 11.6%				*OTHER HUB GOAL 1.1% ASIAN PACIFIC NATIVE AMERICAN	
					BLACK	HISPANIC	WOMAN	ASIAN PACIFIC	NATIVE AMERICAN	
T	\$2,418,707	\$1,358,403/56.0%	\$852,834/26.9%	\$410,808/18.8%					\$434/.018%	
N	\$2,000,313	\$1,813,052/90.6%	\$221,401/11.0%	\$165,859/8.29%	\$38,630/1.63%	\$18,634/.770%	\$684,430/24.5%	\$410,174/18.6%	\$664/.033%	
S										
-TC	\$412,034	\$364,128/88.3%	\$43,744/10.6%	\$4,180/1.00%		\$107/.025%	\$43,641/10.6%	\$3,871/.938%	\$289/.070%	
C	\$4,007,888	\$2,805,328/69.0%	\$830,381/20.7%	\$572,307/14.2%	\$42,370/1.06%	\$24,182/.602%	\$783,819/19.0%	\$571,497/14.2%	\$809/.020%	

DB = DEBIT (NEGATIVE AMOUNT) \* = OTHER HUBS \*\* = ADJUSTED HUBS \*\*\* = DOLLARS REPORTED BUT NOT SHOWN IN THESE COLUMNS. SEE COVER LETTER PARA. 4  
T-TREASURY, N-NON-TREASURY, S-SUBCONTRACTOR FUNDS & PROCUREMENT CARD HUB PURCHASES, TC-TERM CONTRACT, C-CONSOLIDATED. SEE PAGE 4 OF HUB REPORT FOR FUND TYPE DESCRIPTION.

760-TEXAS A & M UNIV - CORPUS CHRISTI-Heavy Construction Unadjusted Goal is 11.9%

FUND TYPE	TOTAL EXPENDITURES	TOTAL SPENT WITH NON-HUBS AMOUNT/%	TOTAL SPENT WITH **ADJ. HUBS 6.6% AMOUNT/%	TOTAL SPENT WITH *OTHER HUBS 5.3% AMOUNT/%	**ADJUSTED HUB GOAL 6.6%				*OTHER HUB GOAL 5.3% WOMAN AMOUNT/%
					ASIAN PACIFIC AMOUNT/%	BLACK AMOUNT/%	HISPANIC AMOUNT/%	NATIVE AMERICAN AMOUNT/%	
T	\$1,978	\$1,978/100%							
N									
S									
-TC									
C	\$1,978	\$1,978/100%							

760-TEXAS A & M UNIV - CORPUS CHRISTI-Building Construction Unadjusted Goal is 28.1%

FUND TYPE	TOTAL EXPENDITURES	TOTAL SPENT WITH NON-HUBS	TOTAL SPENT WITH **ADJ. HUBS 25.1% AMOUNT/%	TOTAL SPENT WITH *OTHER HUBS 1.0% AMOUNT/%	**ADJUSTED HUB GOAL 28.1%			*OTHER HUB GOAL 1.0%	
					BLACK	HISPANIC	WOMAN	ASIAN PACIFIC	NATIVE AMERICAN
T	\$42,224	\$71,711/47.2%	\$10,513/12.7%				\$10,513/12.7%		
N	\$405,244	\$395,188/97.6%	\$10,076/2.4%		\$388/.095%		\$9,587/2.3%		
S									
-TC									
C	\$447,468	\$466,880/95.7%	\$20,588/4.22%		\$388/.079%		\$20,200/4.14%		

760-TEXAS A & M UNIV - CORPUS CHRISTI-Special Trade Unadjusted Goal is 57.2%

FUND TYPE	TOTAL EXPENDITURES	TOTAL SPENT WITH NON-HUBS	TOTAL SPENT WITH **ADJ. HUBS 47.0% AMOUNT/%	TOTAL SPENT WITH *OTHER HUBS 10.2% AMOUNT/%	**ADJUSTED HUB GOAL 47.0%			*OTHER HUB GOAL 10.2%	
					BLACK	HISPANIC	WOMAN	ASIAN PACIFIC	NATIVE AMERICAN
T	\$443,173	\$413,508/93.2%	\$6,854/1.54%	\$22,811/5.14%		\$6,854/1.54%		\$22,811/5.14%	
N	\$620,547	\$273,315/44.0%	\$347,231/55.9%					\$347,231/55.9%	
S									
-TC									
C	\$1,063,720	\$686,823/64.5%	\$6,854/.844%	\$370,042/34.7%		\$6,854/.844%		\$370,042/34.7%	

760-TEXAS A & M UNIV - CORPUS CHRISTI-Professional Services Unadjusted Goal is 20.0%

FUND TYPE	TOTAL EXPENDITURES	TOTAL SPENT WITH NON-HUBS	TOTAL SPENT WITH **ADJ. HUBS 18.1% AMOUNT/%	TOTAL SPENT WITH *OTHER HUBS 1.9% AMOUNT/%	**ADJUSTED HUB GOAL 18.1%			*OTHER HUB GOAL 1.9%	
					BLACK	HISPANIC	WOMAN	ASIAN PACIFIC	NATIVE AMERICAN
T	\$9,482	\$6,282/66.2%	\$3,200/33.7%	\$28,000/17.8%		\$3,200/33.7%		\$28,000/17.8%	
N	\$157,303	\$129,303/82.2%	\$28,000/17.8%			\$28,000/17.8%			
S									
-TC									
C	\$166,785	\$135,585/81.2%	\$31,200/18.7%			\$31,200/18.7%			

760-TEXAS A & M UNIV - CORPUS CHRISTI-Other Services Unadjusted Goal is 33.0%

FUND TYPE	TOTAL EXPENDITURES	TOTAL SPENT WITH NON-HUBS	TOTAL SPENT WITH **ADJ. HUBS 33.0% AMOUNT/%	TOTAL SPENT WITH *OTHER HUBS 1.5% AMOUNT/%	**ADJUSTED HUB GOAL 33.0%				*OTHER HUB GOAL 1.5% WOMAN AMOUNT/%
					ASIAN PACIFIC	BLACK	HISPANIC	NATIVE AMERICAN	
T	\$577,943	\$545,813/94.4%	\$32,324/6.6%	\$68,894/4.07%			\$30,420/5.26%		\$1,903/.329%
N	\$1,681,214	\$1,622,318/96.5%	\$68,894/4.07%		\$251DB	\$2,800/.165%	\$37,431/2.21%		\$28,814/1.70%
S									
-TC	\$818	\$576/93.0%	\$43/6.94%						\$43/6.84%
C	\$2,258,538	\$2,197,362/95.5%	\$101,176/4.46%		\$251DB	\$2,800/.123%	\$67,852/2.93%		\$30,775/1.35%

760-TEXAS A & M UNIV - CORPUS CHRISTI-Commodity Purchasing Unadjusted Goal is 12.8%

FUND TYPE	TOTAL EXPENDITURES	TOTAL SPENT WITH NON-HUBS	TOTAL SPENT WITH **ADJ. HUBS 11.5% AMOUNT/%	TOTAL SPENT WITH *OTHER HUBS 1.1% AMOUNT/%	**ADJUSTED HUB GOAL 11.5%			*OTHER HUB GOAL 1.1%	
					BLACK	HISPANIC	WOMAN	ASIAN PACIFIC	NATIVE AMERICAN
T	\$2,918,210	\$2,276,752/78.0%	\$194,833/8.65%	\$445,025/15.2%		\$13,671/.468%	\$87,582/3.34%	\$83,170/2.85%	\$445,025/15.2%
N	\$5,882,244	\$5,637,674/96.4%	\$101,311/1.72%	\$83,358/1.41%		\$35,145/.597%	\$8,047/.137%	\$68,078/.987%	\$83,358/1.41%
S	***	***	\$6,332DB				\$6,332DB		
-TC	\$128,198	\$128,502/97.9%	\$928/.719%	\$1,764/1.35%			\$248/.192%	\$680/.526%	\$1,764/1.35%
C	\$8,588,258	\$7,647,824/90.5%	\$288,463/3.32%	\$526,618/6.07%		\$48,816/.563%	\$93,058/1.14%	\$140,568/1.62%	\$628,618/6.07%

DB = DEBIT (NEGATIVE AMOUNT) \* = OTHER HUBS \*\* = ADJUSTED HUBS \*\*\* = DOLLARS REPORTED BUT NOT SHOWN IN THESE COLUMNS. SEE COVER LETTER PARA. 4  
T-TREASURY, N=NON-TREASURY, S-SUBCONTRACTOR FUNDS & PROCUREMENT CARD HUB PURCHASES, TC=TERM CONTRACT, C=CONSOLIDATED. SEE PAGE 4 OF HUB REPORT FOR FUND TYPE DESCRIPTION.

761-TEXAS A & M INTN'L UNIVERSITY-Heavy Construction Unadjusted Goal is 11.9%

FUND TYPE	TOTAL EXPENDITURES	TOTAL SPENT WITH NON-HUBS AMOUNT/%	TOTAL SPENT WITH **ADJ HUBS 6.0% AMOUNT/%	TOTAL SPENT WITH *OTHER HUBS 5.3% AMOUNT/%	**ADJUSTED HUB GOAL 6.6%			*OTHER HUB GOAL 5.3%	
					ASIAN PACIFIC AMOUNT/%	BLACK AMOUNT/%	HISPANIC AMOUNT/%	NATIVE AMERICAN AMOUNT/%	WOMAN AMOUNT/%

T  
N  
S  
-TC

C

761-TEXAS A & M INTN'L UNIVERSITY-Building Construction Unadjusted Goal is 28.1%

FUND TYPE	TOTAL EXPENDITURES	TOTAL SPENT WITH NON-HUBS	TOTAL SPENT WITH **ADJ HUBS 25.1%	TOTAL SPENT WITH *OTHER HUBS 1.0%	**ADJUSTED HUB GOAL 26.1%			*OTHER HUB GOAL 1.0%	
					BLACK	HISPANIC	WOMAN	ASIAN PACIFIC	NATIVE AMERICAN

T  
N  
S

-TC

C

761-TEXAS A & M INTN'L UNIVERSITY-Special Trade Unadjusted Goal is 57.2%

FUND TYPE	TOTAL EXPENDITURES	TOTAL SPENT WITH NON-HUBS	TOTAL SPENT WITH **ADJ HUBS 47.0%	TOTAL SPENT WITH *OTHER HUBS 10.2%	**ADJUSTED HUB GOAL 47.0%		*OTHER HUB GOAL 10.2%		
					BLACK	HISPANIC	ASIAN PACIFIC	NATIVE AMERICAN	WOMAN

T  
N  
S

-TC

C

761-TEXAS A & M INTN'L UNIVERSITY-Professional Services Unadjusted Goal is 20.0%

FUND TYPE	TOTAL EXPENDITURES	TOTAL SPENT WITH NON-HUBS	TOTAL SPENT WITH **ADJ HUBS 18.1%	TOTAL SPENT WITH *OTHER HUBS 1.9%	**ADJUSTED HUB GOAL 18.1%			*OTHER HUB GOAL 1.9%	
					BLACK	HISPANIC	WOMAN	ASIAN PACIFIC	NATIVE AMERICAN

T  
N  
S

-TC

C

761-TEXAS A & M INTN'L UNIVERSITY-Other Services Unadjusted Goal is 33.0%

FUND TYPE	TOTAL EXPENDITURES	TOTAL SPENT WITH NON-HUBS	TOTAL SPENT WITH **ADJ HUBS 23.0%	TOTAL SPENT WITH *OTHER HUBS 1.1%	**ADJUSTED HUB GOAL 33.0%			
					ASIAN PACIFIC	BLACK	HISPANIC	NATIVE AMERICAN

T  
N  
S

-TC

C

761-TEXAS A & M INTN'L UNIVERSITY-Commodity Purchasing Unadjusted Goal is 12.8%

FUND TYPE	TOTAL EXPENDITURES	TOTAL SPENT WITH NON-HUBS	TOTAL SPENT WITH **ADJ HUBS 11.5%	TOTAL SPENT WITH *OTHER HUBS 1.1%	**ADJUSTED HUB GOAL 11.5%			*OTHER HUB GOAL 1.1%	
					BLACK	HISPANIC	WOMAN	ASIAN PACIFIC	NATIVE AMERICAN

T  
N  
S

-TC

C

DB = DEBIT (NEGATIVE AMOUNT) \* = OTHER HUBS \*\* = ADJUSTED HUBS \*\*\* = DOLLARS REPORTED BUT NOT SHOWN IN THESE COLUMNS. SEE COVER LETTER PARA. 4  
T-TREASURY, N=NON-TREASURY, S=SUBCONTRACTOR FUNDS & PROCUREMENT CARD HUB PURCHASES, TC=TERM CONTRACT, C=CONSOLIDATED. SEE PAGE 4 OF HUB REPORT FOR FUND TYPE DESCRIPTION.



762-UNT HEALTH SCIENCE CTR AT FORT WORTH-Heavy Construction Unadjusted Goal is 11.9%

FUND TYPE	TOTAL EXPENDITURES	TOTAL SPENT WITH NON-HUBS AMOUNT/%	TOTAL SPENT WITH **ADJ. HUBS 6.6%	TOTAL SPENT WITH *OTHER HUBS 5.3%	**ADJUSTED HUB GOAL 6.6%				*OTHER HUB GOAL 5.3% WOMAN AMOUNT/%
					ASIAN PACIFIC AMOUNT/%	BLACK AMOUNT/%	HISPANIC AMOUNT/%	NATIVE AMERICAN AMOUNT/%	

T									
N									
S									
-TC									
C									

762-UNT HEALTH SCIENCE CTR AT FORT WORTH-Building Construction Unadjusted Goal is 26.1%

FUND TYPE	TOTAL EXPENDITURES	TOTAL SPENT WITH NON-HUBS	TOTAL SPENT WITH **ADJ. HUBS 25.1%	TOTAL SPENT WITH *OTHER HUBS 1.0%	**ADJUSTED HUB GOAL 26.1%			*OTHER HUB GOAL 1.0%	
					BLACK	HISPANIC	WOMAN	ASIAN PACIFIC	NATIVE AMERICAN

T	\$148,149DB	\$148,149DB							
N	\$4,008,421	\$727,038/18.1%	\$3,282,382/81.8%					\$3,282,382/81.8%	
S	***	***							
-TC									
C	\$3,861,271	\$578,889/14.9%	\$3,282,382/85.0%					\$3,282,382/85.0%	

763-UNT HEALTH SCIENCE CTR AT FORT WORTH-Special Trade Unadjusted Goal is 57.2%

FUND TYPE	TOTAL EXPENDITURES	TOTAL SPENT WITH NON-HUBS	TOTAL SPENT WITH **ADJ. HUBS 47.0%	TOTAL SPENT WITH *OTHER HUBS 10.2%	**ADJUSTED HUB GOAL 47.0%		*OTHER HUB GOAL 10.2%		
					BLACK	HISPANIC	ASIAN PACIFIC	NATIVE AMERICAN	WOMAN

T	\$2,848,263	\$2,858,418/98.3%	\$6,312/.214%	\$41,822/1.41%				\$2,865/.081%	\$38,937/1.32%
N	\$1,672,703	\$1,651,678/98.7%	\$3,881/.232%	\$17,144/1.02%				\$8,726/.521%	\$8,418/.503%
S	***	***	\$23,672/.512%		\$22,818/.498%	\$753/.016%			
-TC									
C	\$4,519,067	\$4,509,098/98.5%	\$33,865/.733%	\$58,778/1.27%	\$22,818/.498%	\$10,946/.237%		\$11,421/.247%	\$47,355/1.02%

763-UNT HEALTH SCIENCE CTR AT FORT WORTH-Professional Services Unadjusted Goal is 20.0%

FUND TYPE	TOTAL EXPENDITURES	TOTAL SPENT WITH NON-HUBS	TOTAL SPENT WITH **ADJ. HUBS 19.1%	TOTAL SPENT WITH *OTHER HUBS 1.8%	**ADJUSTED HUB GOAL 19.1%			*OTHER HUB GOAL 1.8%	
					BLACK	HISPANIC	WOMAN	ASIAN PACIFIC	NATIVE AMERICAN

T	\$168,287DB	\$170,787DB	\$2,500						
N	\$2,208,486	\$2,192,381/99.2%	\$18,104/.729%					\$18,104/.729%	
S									
-TC									
C	\$2,040,198	\$2,021,594/99.0%	\$18,604/.911%			\$2,500/.122%		\$18,104/.789%	

763-UNT HEALTH SCIENCE CTR AT FORT WORTH-Other Services Unadjusted Goal is 33.0%

FUND TYPE	TOTAL EXPENDITURES	TOTAL SPENT WITH NON-HUBS	TOTAL SPENT WITH **ADJ. HUBS 33.0%	**ADJUSTED HUB GOAL 33.0%				
				ASIAN PACIFIC	BLACK	HISPANIC	NATIVE AMERICAN	WOMAN

T	\$650,437	\$552,868/85.0%	\$97,467/14.8%		\$13,827/2.12%	\$34,822/5.35%			\$48,817/7.50%
N	\$3,242,416	\$3,054,536/94.2%	\$187,881/5.79%		\$68,944/2.12%	\$24,003/.740%			\$94,833/2.32%
S									
-TC	\$1,722	\$1,722/100%							
C	\$3,891,131	\$3,608,782/92.6%	\$282,349/7.33%		\$82,772/2.12%	\$58,825/1.51%			\$143,751/3.65%

763-UNT HEALTH SCIENCE CTR AT FORT WORTH-Commodity Purchasing Unadjusted Goal is 12.6%

FUND TYPE	TOTAL EXPENDITURES	TOTAL SPENT WITH NON-HUBS	TOTAL SPENT WITH **ADJ. HUBS 11.5%	TOTAL SPENT WITH *OTHER HUBS 1.1%	**ADJUSTED HUB GOAL 11.5%			*OTHER HUB GOAL 1.1%	
					BLACK	HISPANIC	WOMAN	ASIAN PACIFIC	NATIVE AMERICAN

T	\$3,409,283	\$1,859,217/57.4%	\$1,388,141/40.7%	\$81,924/1.81%				\$49,082/1.43%	\$12,842/.376%
N	\$7,147,137	\$5,937,940/83.0%	\$1,201,590/16.8%	\$7,605/.106%	\$176,572/2.47%	\$162,752/2.27%		\$4,401/.061%	\$3,204/.044%
S	***	***	\$278,718/8.22%						
-TC	\$187,740	\$178,198/90.1%	\$17,907/9.05%	\$1,833/.825%	\$2,317/1.17%	\$107/.054%		\$1,610/.814%	\$22/.011%
C	\$10,358,680	\$7,718,958/74.5%	\$2,848,543/27.4%	\$87,497/.865%	\$357,018/3.44%	\$309,833/2.98%	\$2,181,693/21.0%	\$51,673/.500%	\$16,023/.154%

DB = DEBIT (NEGATIVE AMOUNT) \* = OTHER HUBS \*\* = ADJUSTED HUBS \*\*\* = DOLLARS REPORTED BUT NOT SHOWN IN THESE COLUMNS. SEE COVER LETTER PARA. 4  
T-TREASURY, N-NON-TREASURY, S-SUBCONTRACTOR FUNDS & PROCUREMENT CARD HUB PURCHASES, TC-TERM CONTRACT, C-CONSOLIDATED. SEE PAGE 4 OF HUB REPORT FOR FUND TYPE DESCRIPTION.

764-TEXAS A & M UNIVERSITY - TEXARKANA-Heavy Construction Unadjusted Goal is 11.9%

FUND TYPE	TOTAL EXPENDITURES	TOTAL SPENT WITH NON-HUBS AMOUNT/%	TOTAL SPENT WITH **ADJ. HUBS 6.5%	TOTAL SPENT WITH *OTHER HUBS 5.3%	**ADJUSTED HUB GOAL 6.6%				*OTHER HUB GOAL 5.3%
					ASIAN PACIFIC AMOUNT/%	BLACK AMOUNT/%	HISPANIC AMOUNT/%	NATIVE AMERICAN AMOUNT/%	WOMAN AMOUNT/%
T									
N									
S									
-TC									
C									

764-TEXAS A & M UNIVERSITY - TEXARKANA-Building Construction Unadjusted Goal is 25.1%

FUND TYPE	TOTAL EXPENDITURES	TOTAL SPENT WITH NON-HUBS	TOTAL SPENT WITH **ADJ. HUBS 25.1%	TOTAL SPENT WITH *OTHER HUBS 1.0%	**ADJUSTED HUB GOAL 25.1%			*OTHER HUB GOAL 1.0%	
					BLACK	HISPANIC	WOMAN	ASIAN PACIFIC	NATIVE AMERICAN
T									
N									
S									
-TC									
C									

764-TEXAS A & M UNIVERSITY - TEXARKANA-Special Trade Unadjusted Goal is 57.2%

FUND TYPE	TOTAL EXPENDITURES	TOTAL SPENT WITH NON-HUBS	TOTAL SPENT WITH **ADJ. HUBS 57.0%	TOTAL SPENT WITH *OTHER HUBS 10.2%	**ADJUSTED HUB GOAL 47.0%		*OTHER HUB GOAL 10.2%		
					BLACK	HISPANIC	ASIAN PACIFIC	NATIVE AMERICAN	WOMAN
T	\$85,045	\$85,045/100 %							
N									
S									
-TC									
C	\$85,045	\$85,045/100 %							

764-TEXAS A & M UNIVERSITY - TEXARKANA-Professional Services Unadjusted Goal is 20.0%

FUND TYPE	TOTAL EXPENDITURES	TOTAL SPENT WITH NON-HUBS	TOTAL SPENT WITH **ADJ. HUBS 18.1%	TOTAL SPENT WITH *OTHER HUBS 1.9%	**ADJUSTED HUB GOAL 18.1%			*OTHER HUB GOAL 1.9%	
					BLACK	HISPANIC	WOMAN	ASIAN PACIFIC	NATIVE AMERICAN
T									
N									
S									
-TC									
C									

764-TEXAS A & M UNIVERSITY - TEXARKANA-Other Services Unadjusted Goal is 33.0%

FUND TYPE	TOTAL EXPENDITURES	TOTAL SPENT WITH NON-HUBS	TOTAL SPENT WITH **ADJ. HUBS 33.0%	TOTAL SPENT WITH *OTHER HUBS 13.0%	**ADJUSTED HUB GOAL 33.0%				
					ASIAN PACIFIC	BLACK	HISPANIC	NATIVE AMERICAN	WOMAN
T	\$530,397	\$528,722/98.8%	\$675/.127%		\$292/.055%		\$348/.065%		\$26/.005%
N	\$63,790	\$63,730/98.8%	\$80/.111%				\$36/.065%		\$25/.040%
S									
-TC	\$192	\$192/100 %							
C	\$562,895	\$562,260/98.8%	\$736/.125%		\$292/.060%		\$383/.065%		\$51/.010%

764-TEXAS A & M UNIVERSITY - TEXARKANA-Commodity Purchasing Unadjusted Goal is 12.8%

FUND TYPE	TOTAL EXPENDITURES	TOTAL SPENT WITH NON-HUBS	TOTAL SPENT WITH **ADJ. HUBS 11.5%	TOTAL SPENT WITH *OTHER HUBS 1.1%	**ADJUSTED HUB GOAL 11.5%			*OTHER HUB GOAL 1.1%	
					BLACK	HISPANIC	WOMAN	ASIAN PACIFIC	NATIVE AMERICAN
T	\$556,710	\$383,975/68.7%	\$42,049/7.53%	\$132,645/23.7%	\$3,790/.676%	\$8,604/1.54%	\$28,695/5.31%	\$132,845/23.7%	
N	\$192,531	\$150,130/77.9%	\$14,652/7.61%	\$27,748/14.4%	\$48/.025%	\$11,635/6.04%	\$2,967/1.54%	\$27,748/14.4%	
S									
-TC	\$64,805	\$64,720/98.7%	\$72/.111%	\$112/.173%			\$72/.111%		\$112/.173%
C	\$686,336	\$499,385/68.3%	\$56,668/8.25%	\$160,280/23.3%	\$3,839/.559%	\$20,166/2.93%	\$32,663/4.75%	\$160,280/23.3%	

DB = DEBIT (NEGATIVE AMOUNT) \* = OTHER HUBS \*\* = ADJUSTED HUBS \*\*\* = DOLLARS REPORTED BUT NOT SHOWN IN THESE COLUMNS. SEE COVER LETTER PARA. 4  
T: TREASURY, N: NON-TREASURY, S: SUBCONTRACTOR FUNDS & PROCUREMENT CARD HUB PURCHASES, TC: TERM CONTRACT, C: CONSOLIDATED. SEE PAGE 4 OF HUB REPORT FOR FUND TYPE DESCRIPTION.

765-UNIVERSITY OF HOUSTON - VICTORIA-Heavy Construction Unadjusted Goal is 11.9%

FUND TYPE	TOTAL EXPENDITURES	TOTAL SPENT WITH NON-HUBS AMOUNT/%	TOTAL SPENT WITH **ADJ. HUBS 8.0% AMOUNT/%	TOTAL SPENT WITH *OTHER HUBS 3.9% AMOUNT/%	ASIAN PACIFIC AMOUNT/%	BLACK AMOUNT/%	HISPANIC AMOUNT/%	NATIVE AMERICAN AMOUNT/%	*OTHER HUB GOAL 6.3% WOMAN AMOUNT/%
-----------	--------------------	------------------------------------	--	--	------------------------	----------------	-------------------	--------------------------	-------------------------------------

T									
N									
S									
-TC									
C									

765-UNIVERSITY OF HOUSTON - VICTORIA-Building Construction Unadjusted Goal is 28.1%

FUND TYPE	TOTAL EXPENDITURES	TOTAL SPENT WITH NON-HUBS	TOTAL SPENT WITH **ADJ. HUBS 25.1%	TOTAL SPENT WITH *OTHER HUBS 3.0%	BLACK	HISPANIC	WOMAN	ASIAN PACIFIC	NATIVE AMERICAN
-----------	--------------------	---------------------------	------------------------------------	-----------------------------------	-------	----------	-------	---------------	-----------------

T	\$3,790,693	\$3,790,693/100 %							
N	***	***	\$330,870/8.72%			\$330,870/8.72%			
S									
-TC									
C	\$3,790,693	\$3,790,693/100 %	\$330,870/8.72%			\$330,870/8.72%			

765-UNIVERSITY OF HOUSTON - VICTORIA-Special Trade Unadjusted Goal is 57.2%

FUND TYPE	TOTAL EXPENDITURES	TOTAL SPENT WITH NON-HUBS	TOTAL SPENT WITH **ADJ. HUBS 47.0%	TOTAL SPENT WITH *OTHER HUBS 10.2%	BLACK	HISPANIC	ASIAN PACIFIC	NATIVE AMERICAN	WOMAN
-----------	--------------------	---------------------------	------------------------------------	------------------------------------	-------	----------	---------------	-----------------	-------

T	\$108,770	\$108,770/100 %							
N	\$57,594	\$57,594/100 %							
S									
-TC									
C	\$166,364	\$166,364/100 %							

765-UNIVERSITY OF HOUSTON - VICTORIA-Professional Services Unadjusted Goal is 20.0%

FUND TYPE	TOTAL EXPENDITURES	TOTAL SPENT WITH NON-HUBS	TOTAL SPENT WITH **ADJ. HUBS 18.1%	TOTAL SPENT WITH *OTHER HUBS 1.9%	BLACK	HISPANIC	WOMAN	ASIAN PACIFIC	NATIVE AMERICAN
-----------	--------------------	---------------------------	------------------------------------	-----------------------------------	-------	----------	-------	---------------	-----------------

T	\$7,680	\$7,680/100 %							
N									
S									
-TC									
C	\$7,680	\$7,680/100 %							

765-UNIVERSITY OF HOUSTON - VICTORIA-Other Services Unadjusted Goal is 33.0%

FUND TYPE	TOTAL EXPENDITURES	TOTAL SPENT WITH NON-HUBS	TOTAL SPENT WITH **ADJ. HUBS 33.0%	ASIAN PACIFIC	BLACK	HISPANIC	NATIVE AMERICAN	WOMAN
-----------	--------------------	---------------------------	------------------------------------	---------------	-------	----------	-----------------	-------

T	\$164,856	\$166,065/94.6%	\$3,791/5.33%			\$7,881/4.76%		\$930/.564%
N	\$337,791	\$286,375/87.7%	\$41,416/12.2%			\$290/.082%		\$41,138/12.1%
S								
-TC	\$1,111	\$1,111/100 %						
C	\$501,536	\$461,328/92.1%	\$60,208/10.0%			\$8,141/1.82%		\$42,067/5.36%

765-UNIVERSITY OF HOUSTON - VICTORIA-Commodity Purchasing Unadjusted Goal is 12.6%

FUND TYPE	TOTAL EXPENDITURES	TOTAL SPENT WITH NON-HUBS	TOTAL SPENT WITH **ADJ. HUBS 11.5%	TOTAL SPENT WITH *OTHER HUBS 1.1%	BLACK	HISPANIC	WOMAN	ASIAN PACIFIC	NATIVE AMERICAN
-----------	--------------------	---------------------------	------------------------------------	-----------------------------------	-------	----------	-------	---------------	-----------------

T	\$1,162,022	\$730,405/63.4%	\$365,337/30.4%	\$66,277/5.75%	\$643/.047%	\$148,183/12.5%	\$210,611/18.2%	\$66,277/5.75%	\$43,320/5.14%
N	\$842,495	\$596,119/70.7%	\$203,055/24.1%	\$43,320/5.14%		\$108,889/12.9%	\$94,156/11.1%		
S									
-TC	\$63,564	\$63,272/99.3%	\$381/.615%				\$381/.615%		
C	\$1,930,853	\$1,263,263/65.4%	\$558,001/28.8%	\$109,598/5.67%	\$543/.028%	\$253,082/13.1%	\$304,376/16.7%	\$109,598/5.67%	

DB = DEBIT (NEGATIVE AMOUNT) \* = OTHER HUBS \*\* = ADJUSTED HUBS \*\*\* = DOLLARS REPORTED BUT NOT SHOWN IN THESE COLUMNS. SEE COVER LETTER PARA. 4  
T=TREASURY, N=NON-TREASURY, S=SUBCONTRACTOR FUNDS & PROCUREMENT CARD HUB PURCHASES, TC=TERM CONTRACT, C=CONSOLIDATED. SEE PAGE 4 OF HUB REPORT FOR FUND TYPE DESCRIPTION.

767-SW COLLEGIATE INSTITUTE FOR THE DEAF-Heavy Construction Unadjusted Goal is 11.9%

FUND TYPE	TOTAL EXPENDITURES	TOTAL SPENT WITH NON-HUBS AMOUNT/%	TOTAL SPENT WITH **ADJ. HUBS 8.6%	TOTAL SPENT WITH *OTHER HUBS 5.3%	ASIAN PACIFIC AMOUNT/%	**ADJUSTED HUB GOAL 8.6%	BLACK AMOUNT/%	HISPANIC AMOUNT/%	NATIVE AMERICAN AMOUNT/%	*OTHER HUB GOAL 5.3% WOMAN AMOUNT/%
-----------	--------------------	------------------------------------	-----------------------------------	-----------------------------------	------------------------	--------------------------	----------------	-------------------	--------------------------	-------------------------------------

T  
N  
S

-TC

-----  
C

767-SW COLLEGIATE INSTITUTE FOR THE DEAF-Building Construction Unadjusted Goal is 26.1%

FUND TYPE	TOTAL EXPENDITURES	TOTAL SPENT WITH NON-HUBS	TOTAL SPENT WITH **ADJ. HUBS 26.1%	TOTAL SPENT WITH *OTHER HUBS 1.0%	BLACK	**ADJUSTED HUB GOAL 26.1%	HISPANIC	WOMAN	ASIAN PACIFIC	*OTHER HUB GOAL 1.0% NATIVE AMERICAN
-----------	--------------------	---------------------------	------------------------------------	-----------------------------------	-------	---------------------------	----------	-------	---------------	--------------------------------------

T  
N  
S

-TC

-----  
C

767-SW COLLEGIATE INSTITUTE FOR THE DEAF-Special Trade Unadjusted Goal is 57.2%

FUND TYPE	TOTAL EXPENDITURES	TOTAL SPENT WITH NON-HUBS	TOTAL SPENT WITH **ADJ. HUBS 47.0%	TOTAL SPENT WITH *OTHER HUBS 10.2%	BLACK	**ADJUSTED HUB GOAL 47.0%	HISPANIC	ASIAN PACIFIC	NATIVE AMERICAN	WOMAN
-----------	--------------------	---------------------------	------------------------------------	------------------------------------	-------	---------------------------	----------	---------------	-----------------	-------

T  
N  
S

-TC

-----  
C

767-SW COLLEGIATE INSTITUTE FOR THE DEAF-Professional Services Unadjusted Goal is 20.0%

FUND TYPE	TOTAL EXPENDITURES	TOTAL SPENT WITH NON-HUBS	TOTAL SPENT WITH **ADJ. HUBS 18.1%	TOTAL SPENT WITH *OTHER HUBS 1.9%	BLACK	**ADJUSTED HUB GOAL 18.1%	HISPANIC	WOMAN	ASIAN PACIFIC	*OTHER HUB GOAL 1.9% NATIVE AMERICAN
-----------	--------------------	---------------------------	------------------------------------	-----------------------------------	-------	---------------------------	----------	-------	---------------	--------------------------------------

T  
N  
S

-TC

-----  
C

767-SW COLLEGIATE INSTITUTE FOR THE DEAF-Other Services Unadjusted Goal is 33.0%

FUND TYPE	TOTAL EXPENDITURES	TOTAL SPENT WITH NON-HUBS	TOTAL SPENT WITH **ADJ. HUBS 23.0%	ASIAN PACIFIC	BLACK	**ADJUSTED HUB GOAL 33.0%	HISPANIC	NATIVE AMERICAN	WOMAN
-----------	--------------------	---------------------------	------------------------------------	---------------	-------	---------------------------	----------	-----------------	-------

T  
N  
S

-TC

-----  
C

767-SW COLLEGIATE INSTITUTE FOR THE DEAF-Commodity Purchasing Unadjusted Goal is 12.6%

FUND TYPE	TOTAL EXPENDITURES	TOTAL SPENT WITH NON-HUBS	TOTAL SPENT WITH **ADJ. HUBS 11.3%	TOTAL SPENT WITH *OTHER HUBS 1.3%	BLACK	**ADJUSTED HUB GOAL 11.5%	HISPANIC	WOMAN	ASIAN PACIFIC	*OTHER HUB GOAL 1.1% NATIVE AMERICAN
-----------	--------------------	---------------------------	------------------------------------	-----------------------------------	-------	---------------------------	----------	-------	---------------	--------------------------------------

T  
N  
S

-TC

-----  
C

DB = DEBIT (NEGATIVE AMOUNT) \* = OTHER HUBS \*\* = ADJUSTED HUBS \*\*\* = DOLLARS REPORTED BUT NOT SHOWN IN THESE COLUMNS. SEE COVER LETTER PARA. 4  
T-TREASURY, N-NON-TREASURY, S-SUBCONTRACTOR FUNDS & PROCUREMENT CARD HUB PURCHASES, TC-TERM CONTRACT, C-CONSOLIDATED. SEE PAGE 4 OF HUB REPORT FOR FUND TYPE DESCRIPTION.

771-SCHOOL/BLIND AND VISUALLY IMPAIRED-Heavy Construction Unadjusted Goal is 11.9%

FUND TYPE	TOTAL EXPENDITURES	TOTAL SPENT WITH NON-HUBS AMOUNT/%	TOTAL SPENT WITH **ADJ. HUBS 8.6% AMOUNT/%	TOTAL SPENT WITH *OTHER HUBS 3.3% AMOUNT/%	ASIAN PACIFIC AMOUNT/%	**ADJUSTED HUB GOAL 8.6% BLACK AMOUNT/%	HISPANIC AMOUNT/%	NATIVE AMERICAN AMOUNT/%	*OTHER HUB GOAL 3.3% WOMAN AMOUNT/%
-----------	--------------------	------------------------------------	--	--	------------------------	---	-------------------	--------------------------	-------------------------------------

T  
N  
S  
-TC

C

771-SCHOOL/BLIND AND VISUALLY IMPAIRED-Building Construction Unadjusted Goal is 26.1%

FUND TYPE	TOTAL EXPENDITURES	TOTAL SPENT WITH NON-HUBS	TOTAL SPENT WITH **ADJ. HUBS 26.1%	TOTAL SPENT WITH *OTHER HUBS 1.0%	BLACK	**ADJUSTED HUB GOAL 26.1% HISPANIC	WOMAN	*OTHER HUB GOAL 1.0% ASIAN PACIFIC	NATIVE AMERICAN
-----------	--------------------	---------------------------	------------------------------------	-----------------------------------	-------	------------------------------------	-------	------------------------------------	-----------------

T  
N  
S  
-TC

C

771-SCHOOL/BLIND AND VISUALLY IMPAIRED-Special Trade Unadjusted Goal is 57.2%

FUND TYPE	TOTAL EXPENDITURES	TOTAL SPENT WITH NON-HUBS	TOTAL SPENT WITH **ADJ. HUBS 57.0%	TOTAL SPENT WITH *OTHER HUBS 10.2%	BLACK	**ADJUSTED HUB GOAL 47.0% HISPANIC	ASIAN PACIFIC	NATIVE AMERICAN	WOMAN
-----------	--------------------	---------------------------	------------------------------------	------------------------------------	-------	------------------------------------	---------------	-----------------	-------

T  
N  
S  
-TC

C

771-SCHOOL/BLIND AND VISUALLY IMPAIRED-Professional Services Unadjusted Goal is 20.0%

FUND TYPE	TOTAL EXPENDITURES	TOTAL SPENT WITH NON-HUBS	TOTAL SPENT WITH **ADJ. HUBS 18.1%	TOTAL SPENT WITH *OTHER HUBS 1.9%	BLACK	**ADJUSTED HUB GOAL 18.1% HISPANIC	WOMAN	*OTHER HUB GOAL 1.9% ASIAN PACIFIC	NATIVE AMERICAN
-----------	--------------------	---------------------------	------------------------------------	-----------------------------------	-------	------------------------------------	-------	------------------------------------	-----------------

T  
N  
S  
-TC

C

771-SCHOOL/BLIND AND VISUALLY IMPAIRED-Other Services Unadjusted Goal is 33.0%

FUND TYPE	TOTAL EXPENDITURES	TOTAL SPENT WITH NON-HUBS	TOTAL SPENT WITH **ADJ. HUBS 33.0%	ASIAN PACIFIC	**ADJUSTED HUB GOAL 33.0% BLACK	HISPANIC	NATIVE AMERICAN	WOMAN
-----------	--------------------	---------------------------	------------------------------------	---------------	---------------------------------	----------	-----------------	-------

T  
N  
S  
-TC

C

771-SCHOOL/BLIND AND VISUALLY IMPAIRED-Commodity Purchasing Unadjusted Goal is 12.6%

FUND TYPE	TOTAL EXPENDITURES	TOTAL SPENT WITH NON-HUBS	TOTAL SPENT WITH **ADJ. HUBS 11.5%	TOTAL SPENT WITH *OTHER HUBS 1.1%	BLACK	**ADJUSTED HUB GOAL 11.6% HISPANIC	WOMAN	*OTHER HUB GOAL 1.1% ASIAN PACIFIC	NATIVE AMERICAN
-----------	--------------------	---------------------------	------------------------------------	-----------------------------------	-------	------------------------------------	-------	------------------------------------	-----------------

T  
N  
S  
-TC

C

DB = DEBIT (NEGATIVE AMOUNT) \* = OTHER HUBS \*\* = ADJUSTED HUBS \*\*\* = DOLLARS REPORTED BUT NOT SHOWN IN THESE COLUMNS. SEE COVER LETTER PARA. 4  
T-TREASURY, N=NON-TREASURY, S=SUBCONTRACTOR FUNDS & PROCUREMENT CARD HUB PURCHASES, TC=TERM CONTRACT, C=CONSOLIDATED. SEE PAGE 4 OF HUB REPORT FOR FUND TYPE DESCRIPTION.

772-SCHOOL FOR THE DEAF-Heavy Construction Unadjusted Goal is 11.8%

FUND TYPE	TOTAL EXPENDITURES	TOTAL SPENT WITH NON-HUBS AMOUNT/%	TOTAL SPENT WITH **ADJ. HUBS 8.6%	TOTAL SPENT WITH *OTHER HUBS 3.2%	ASIAN PACIFIC AMOUNT/%	**ADJUSTED HUB GOAL 8.6%	BLACK AMOUNT/%	HISPANIC AMOUNT/%	NATIVE AMERICAN AMOUNT/%	*OTHER HUB GOAL 5.3%	WOMAN AMOUNT/%
T											
N											
S											
-TC											
C											

772-SCHOOL FOR THE DEAF-Building Construction Unadjusted Goal is 26.1%

FUND TYPE	TOTAL EXPENDITURES	TOTAL SPENT WITH NON-HUBS	TOTAL SPENT WITH **ADJ. HUBS 25.1%	TOTAL SPENT WITH *OTHER HUBS 1.0%	BLACK	**ADJUSTED HUB GOAL 25.1%	HISPANIC	WOMAN	*OTHER HUB GOAL 1.0%	ASIAN PACIFIC	NATIVE AMERICAN
T											
N											
S											
-TC											
C											

772-SCHOOL FOR THE DEAF-Special Trade Unadjusted Goal is 57.2%

FUND TYPE	TOTAL EXPENDITURES	TOTAL SPENT WITH NON-HUBS	TOTAL SPENT WITH **ADJ. HUBS 47.0%	TOTAL SPENT WITH *OTHER HUBS 10.2%	BLACK	**ADJUSTED HUB GOAL 47.0%	HISPANIC	ASIAN PACIFIC	NATIVE AMERICAN	WOMAN
T	\$22,202	\$22,202/100%								
N										
S										
-TC										
C	\$22,202	\$22,202/100%								

772-SCHOOL FOR THE DEAF-Professional Services Unadjusted Goal is 20.0%

FUND TYPE	TOTAL EXPENDITURES	TOTAL SPENT WITH NON-HUBS	TOTAL SPENT WITH **ADJ. HUBS 18.1%	TOTAL SPENT WITH *OTHER HUBS 1.9%	BLACK	**ADJUSTED HUB GOAL 18.1%	HISPANIC	WOMAN	*OTHER HUB GOAL 1.9%	ASIAN PACIFIC	NATIVE AMERICAN
T	\$171,562	\$140,617/81.9%	\$30,945/18.0%				\$30,945/18.0%				
N											
S											
-TC											
C	\$171,562	\$140,617/81.9%	\$30,945/18.0%				\$30,945/18.0%				

772-SCHOOL FOR THE DEAF-Other Services Unadjusted Goal is 33.0%

FUND TYPE	TOTAL EXPENDITURES	TOTAL SPENT WITH NON-HUBS	TOTAL SPENT WITH **ADJ. HUBS 33.0%	TOTAL SPENT WITH *OTHER HUBS 1.1%	ASIAN PACIFIC	BLACK	**ADJUSTED HUB GOAL 33.0%	HISPANIC	NATIVE AMERICAN	WOMAN
T	\$616,412	\$663,331/81.2%	\$153,040/18.7%		\$14,520/1.77%	\$17,465/2.14%	\$52,936/6.46%			\$66,137/8.34%
N										
S										
-TC	\$31,667	\$31,277/98.7%	\$390/1.23%							\$390/1.23%
C	\$784,745	\$632,054/80.6%	\$152,690/19.4%		\$14,520/1.85%	\$17,465/2.22%	\$52,936/6.74%			\$67,747/8.63%

772-SCHOOL FOR THE DEAF-Commodity Purchasing Unadjusted Goal is 12.6%

FUND TYPE	TOTAL EXPENDITURES	TOTAL SPENT WITH NON-HUBS	TOTAL SPENT WITH **ADJ. HUBS 13.5%	TOTAL SPENT WITH *OTHER HUBS 1.1%	BLACK	**ADJUSTED HUB GOAL 11.5%	HISPANIC	WOMAN	*OTHER HUB GOAL 1.1%	ASIAN PACIFIC	NATIVE AMERICAN
T	\$1,858,297	\$1,627,266/87.5%	\$176,067/9.48%		\$11,533/.620%	\$12,904/.694%	\$161,918/8.15%			\$55,953/3.00%	
N											
S											
-TC	\$353,658	\$321,407/90.8%	\$12,579/3.55%	\$19,672/5.56%			\$10,740/3.02%	\$1,838/.519%		\$19,672/5.56%	
C	\$1,605,634	\$1,305,879/86.7%	\$163,477/10.8%	\$38,281/2.40%	\$11,533/.786%	\$2,164/.143%	\$149,779/9.84%			\$36,281/2.40%	

DB = DEBIT (NEGATIVE AMOUNT) \* = OTHER HUBS \*\* = ADJUSTED HUBS \*\*\* = DOLLARS REPORTED BUT NOT SHOWN IN THESE COLUMNS. SEE COVER LETTER PARA. 4  
T=TREASURY, N=NON-TREASURY, S=SUBCONTRACTOR FUNDS & PROCUREMENT CARD HUB PURCHASES, TC=TERM CONTRACTY, C=CONSOLIDATED. SEE PAGE 4 OF HUB REPORT FOR FUND TYPE DESCRIPTION.

781-TX HIGHER EDUCATION COORD BOARD-Heavy Construction Unadjusted Goal is 11.9%

FUND TYPE	TOTAL EXPENDITURES	TOTAL SPENT WITH NON-HUBS AMOUNT/%	TOTAL SPENT WITH **ADJ. HUBS 5.5% AMOUNT/%	TOTAL SPENT WITH *OTHER HUBS 5.3% AMOUNT/%	ASIAN PACIFIC AMOUNT/%	**ADJUSTED HUB GOAL 5.5% BLACK AMOUNT/%	HISPANIC AMOUNT/%	NATIVE AMERICAN AMOUNT/%	*OTHER HUB GOAL 5.3% WOMAN AMOUNT/%
-----------	--------------------	------------------------------------	--	--	------------------------	--	-------------------	--------------------------	--

T									
N									
S									
-TC									
C									

781-TX HIGHER EDUCATION COORD BOARD-Building Construction Unadjusted Goal is 28.1%

FUND TYPE	TOTAL EXPENDITURES	TOTAL SPENT WITH NON-HUBS	TOTAL SPENT WITH **ADJ. HUBS 28.1%	TOTAL SPENT WITH *OTHER HUBS 1.0%	BLACK	**ADJUSTED HUB GOAL 28.1% HISPANIC	WOMAN	*OTHER HUB GOAL 1.0% ASIAN PACIFIC	NATIVE AMERICAN
-----------	--------------------	---------------------------	------------------------------------	-----------------------------------	-------	---------------------------------------	-------	---------------------------------------	-----------------

T									
N									
S									
-TC									
C									

781-TX HIGHER EDUCATION COORD BOARD-Special Trade Unadjusted Goal is 57.2%

FUND TYPE	TOTAL EXPENDITURES	TOTAL SPENT WITH NON-HUBS	TOTAL SPENT WITH **ADJ. HUBS 47.0%	TOTAL SPENT WITH *OTHER HUBS 10.2%	BLACK	**ADJUSTED HUB GOAL 47.0% HISPANIC	WOMAN	*OTHER HUB GOAL 10.2% ASIAN PACIFIC	NATIVE AMERICAN
-----------	--------------------	---------------------------	------------------------------------	------------------------------------	-------	---------------------------------------	-------	--	-----------------

T	\$26,712	\$26,181/97.8%	\$551/2.06%						\$551/2.06%
N									
S									
-TC									
C	\$26,712	\$26,181/97.8%	\$551/2.06%						\$551/2.06%

781-TX HIGHER EDUCATION COORD BOARD-Professional Services Unadjusted Goal is 20.0%

FUND TYPE	TOTAL EXPENDITURES	TOTAL SPENT WITH NON-HUBS	TOTAL SPENT WITH **ADJ. HUBS 18.1%	TOTAL SPENT WITH *OTHER HUBS 1.8%	BLACK	**ADJUSTED HUB GOAL 18.1% HISPANIC	WOMAN	*OTHER HUB GOAL 1.8% ASIAN PACIFIC	NATIVE AMERICAN
-----------	--------------------	---------------------------	------------------------------------	-----------------------------------	-------	---------------------------------------	-------	---------------------------------------	-----------------

T	\$24,365	\$24,365/100%							
N									
S									
-TC									
C	\$24,365	\$24,365/100%							

781-TX HIGHER EDUCATION COORD BOARD-Other Services Unadjusted Goal is 33.0%

FUND TYPE	TOTAL EXPENDITURES	TOTAL SPENT WITH NON-HUBS	TOTAL SPENT WITH **ADJ. HUBS 23.0%	ASIAN PACIFIC	BLACK	**ADJUSTED HUB GOAL 33.0% HISPANIC	NATIVE AMERICAN	WOMAN
-----------	--------------------	---------------------------	------------------------------------	---------------	-------	---------------------------------------	-----------------	-------

T	\$1,379,800	\$1,232,813/89.3%	\$137,886/10.0%	\$76,813/5.53%	\$328/.024%	\$5,508/.401%		\$56,335/4.10%
N								
S								\$230/.344%
-TC	\$63,184	\$62,954/98.6%	\$230/.364%					
C	\$1,307,615	\$1,169,859/89.4%	\$137,756/10.5%	\$76,813/5.79%	\$328/.025%	\$5,508/.421%		\$56,105/4.29%

781-TX HIGHER EDUCATION COORD BOARD-Commodity Purchasing Unadjusted Goal is 12.6%

FUND TYPE	TOTAL EXPENDITURES	TOTAL SPENT WITH NON-HUBS	TOTAL SPENT WITH **ADJ. HUBS 11.5%	TOTAL SPENT WITH *OTHER HUBS 1.1%	BLACK	**ADJUSTED HUB GOAL 11.5% HISPANIC	WOMAN	*OTHER HUB GOAL 1.1% ASIAN PACIFIC	NATIVE AMERICAN
-----------	--------------------	---------------------------	------------------------------------	-----------------------------------	-------	---------------------------------------	-------	---------------------------------------	-----------------

T	\$1,381,210	\$958,984/69.5%	\$62,764/5.94%	\$348,481/25.1%	\$3,920/.281%	\$58,209/4.18%	\$20,834/1.48%		\$348,481/25.1%
N									
S									
-TC	\$183,335	\$180,725/98.6%	\$2,686/1.41%	\$23/.012%			\$2,566/1.41%		\$23/.012%
C	\$1,207,874	\$778,237/64.4%	\$60,178/5.63%	\$348,458/28.8%	\$3,920/.324%	\$58,209/4.81%	\$18,047/1.48%		\$348,458/28.8%

DN = DEBIT (NEGATIVE AMOUNT) \* = OTHER HUBS \*\* = ADJUSTED HUBS \*\*\* = DOLLARS REPORTED BUT NOT SHOWN IN THESE COLUMNS. SEE COVER LETTER PARA. 4  
T-TREASURY, N=NON-TREASURY, S=SUBCONTRACTOR FUNDS & PROCUREMENT CARD HUB PURCHASES, TC-TERM CONTRACT, C=CONSOLIDATED. SEE PAGE 4 OF HUB REPORT FOR FUND TYPE DESCRIPTION.

783-UNIVERSITY OF HOUSTON - SYSTEM-Heavy Construction Unadjusted Goal is 11.9%

FUND TYPE	TOTAL EXPENDITURES	TOTAL SPENT WITH NON-HUBS AMOUNT/%	TOTAL SPENT WITH **ADJ. HUBS 6.6%	TOTAL SPENT WITH *OTHER HUBS 5.3%	**ADJUSTED HUB GOAL 6.6%				*OTHER HUB GOAL 5.3% WOMAN AMOUNT/%
					ASIAN PACIFIC AMOUNT/%	BLACK AMOUNT/%	HISPANIC AMOUNT/%	NATIVE AMERICAN AMOUNT/%	
T									
N									
S									
-TC									
C									

783-UNIVERSITY OF HOUSTON - SYSTEM-Building Construction Unadjusted Goal is 26.1%

FUND TYPE	TOTAL EXPENDITURES	TOTAL SPENT WITH NON-HUBS	TOTAL SPENT WITH **ADJ. HUBS 25.1%	TOTAL SPENT WITH *OTHER HUBS 1.0%	**ADJUSTED HUB GOAL 25.1%			*OTHER HUB GOAL 1.0%	
					BLACK	HISPANIC	WOMAN	ASIAN PACIFIC	NATIVE AMERICAN
T	\$101,351	\$38,553/38.0%	\$82,808/81.8%				\$52,808/51.8%		
N	\$1,151,054	\$927,811/77.8%	\$283,242/22.1%		\$37/.003%	\$283,206/22.0%			
S	***	***	\$434,742/33.6%	\$523,425/40.4%	\$22,948/1.77%	\$286,904/22.1%	\$124,892/9.66%	\$523,425/40.4%	
-TC									
C	\$1,282,416	\$866,365/74.7%	\$760,792/58.6%	\$523,425/40.4%	\$22,883/1.77%	\$550,109/42.5%	\$187,700/14.6%	\$523,425/40.4%	

783-UNIVERSITY OF HOUSTON - SYSTEM-Special Trade Unadjusted Goal is 57.2%

FUND TYPE	TOTAL EXPENDITURES	TOTAL SPENT WITH NON-HUBS	TOTAL SPENT WITH **ADJ. HUBS 57.0%	TOTAL SPENT WITH *OTHER HUBS 14.2%	**ADJUSTED HUB GOAL 47.0%		*OTHER HUB GOAL 10.2%		
					BLACK	HISPANIC	ASIAN PACIFIC	NATIVE AMERICAN	WOMAN
T									
N	\$7,091	\$7,091/100%							
S									
-TC									
C	\$7,091	\$7,091/100%							

783-UNIVERSITY OF HOUSTON - SYSTEM-Professional Services Unadjusted Goal is 20.0%

FUND TYPE	TOTAL EXPENDITURES	TOTAL SPENT WITH NON-HUBS	TOTAL SPENT WITH **ADJ. HUBS 18.1%	TOTAL SPENT WITH *OTHER HUBS 1.9%	**ADJUSTED HUB GOAL 18.1%			*OTHER HUB GOAL 1.9%	
					BLACK	HISPANIC	WOMAN	ASIAN PACIFIC	NATIVE AMERICAN
T									
N	\$29,500		\$29,500/100%			\$29,500/100%			
S									
-TC									
C	\$29,500		\$29,500/100%			\$29,500/100%			

783-UNIVERSITY OF HOUSTON - SYSTEM-Other Services Unadjusted Goal is 33.0%

FUND TYPE	TOTAL EXPENDITURES	TOTAL SPENT WITH NON-HUBS	TOTAL SPENT WITH **ADJ. HUBS 33.0%	**ADJUSTED HUB GOAL 33.0%				
				ASIAN PACIFIC	BLACK	HISPANIC	NATIVE AMERICAN	WOMAN
T	\$1,838,722	\$1,838,667/99.9%	\$64/.003%					
N	\$1,715,641	\$1,710,890/99.7%	\$4,651/.271%		\$733/.042%			\$3,918/.226%
S								
-TC								
C	\$3,655,284	\$3,850,548/98.8%	\$4,718/.129%	\$64/.001%	\$733/.020%			\$3,818/.107%

783-UNIVERSITY OF HOUSTON - SYSTEM-Commodity Purchasing Unadjusted Goal is 12.6%

FUND TYPE	TOTAL EXPENDITURES	TOTAL SPENT WITH NON-HUBS	TOTAL SPENT WITH **ADJ. HUBS 11.5%	TOTAL SPENT WITH *OTHER HUBS 1.1%	**ADJUSTED HUB GOAL 11.5%			*OTHER HUB GOAL 1.1%	
					BLACK	HISPANIC	WOMAN	ASIAN PACIFIC	NATIVE AMERICAN
T	\$1,241,585	\$1,217,550/98.0%	\$20,937/1.68%	\$3,157/.257%			\$20,937/1.68%	\$3,197/.257%	
N	\$1,447,187	\$1,327,045/91.6%	\$112,885/7.80%	\$7,156/.494%	\$5,978/.413%	\$83,808/6.78%	\$23,201/1.80%	\$7,156/.494%	
S									
-TC	\$5,627	\$5,627/100%							
C	\$2,683,245	\$2,538,868/94.6%	\$133,922/4.99%	\$10,354/.385%	\$5,978/.222%	\$83,808/3.12%	\$44,136/1.64%	\$10,354/.385%	

DB = DEBIT (NEGATIVE AMOUNT) \* = OTHER HUBS \*\* = ADJUSTED HUBS \*\*\* = DOLLARS REPORTED BUT NOT SHOWN IN THESE COLUMNS. SEE COVER LETTER PARA. 4  
T=TREASURY, N=NON-TREASURY, S=SUBCONTRACTOR FUNDS & PROCUREMENT CARD HUB PURCHASES, TC=TEAM CONTRACT, C=CONSOLIDATED. SEE PAGE 4 OF HUB REPORT FOR FUND TYPE DESCRIPTION.



784-UNIVERSITY OF HOUSTON - DOWNTOWN-Heavy Construction Unadjusted Goal is 11.9%

FUND TYPE	TOTAL EXPENDITURES	TOTAL SPENT WITH NON-HUBS AMOUNT/%	TOTAL SPENT WITH *ADJ. HUBS 5.4%	TOTAL SPENT WITH **OTHER HUBS 5.3%	**ADJUSTED HUB GOAL 6.6%				*OTHER HUB GOAL 5.3% WOMAN AMOUNT/%
					ASIAN PACIFIC AMOUNT/%	BLACK AMOUNT/%	HISPANIC AMOUNT/%	NATIVE AMERICAN AMOUNT/%	
T	\$25,590	\$25,590/100 %							
N									
S									
-TC									
C	\$25,590	\$25,590/100 %							

784-UNIVERSITY OF HOUSTON - DOWNTOWN-Building Construction Unadjusted Goal is 26.1%

FUND TYPE	TOTAL EXPENDITURES	TOTAL SPENT WITH NON-HUBS	TOTAL SPENT WITH *ADJ. HUBS 25.1%	TOTAL SPENT WITH **OTHER HUBS 1.4%	**ADJUSTED HUB GOAL 26.1%			*OTHER HUB GOAL 1.0%	
					BLACK	HISPANIC	WOMAN	ASIAN PACIFIC	NATIVE AMERICAN
T	\$3,367,333	\$890,153/26.4%	\$2,377,169/70.5%					\$2,377,169/70.5%	
N	\$819,585	\$811,231/99.0%	\$8,358/.908%					\$8,358/.908%	
S	***	***	\$27,670/.846%	\$26,674/.698%		\$16,650/.388%	\$11,020/.267%		\$25,574/.686%
-TC									
C	\$4,286,923	\$1,801,385/44.3%	\$27,670/.846%	\$2,411,102/56.2%		\$16,650/.388%	\$11,020/.267%	\$2,385,527/56.8%	\$25,574/.686%

784-UNIVERSITY OF HOUSTON - DOWNTOWN-Special Trade Unadjusted Goal is 67.2%

FUND TYPE	TOTAL EXPENDITURES	TOTAL SPENT WITH NON-HUBS	TOTAL SPENT WITH *ADJ. HUBS 17.0%	TOTAL SPENT WITH **OTHER HUBS 10.2%	**ADJUSTED HUB GOAL 47.0%			*OTHER HUB GOAL 10.2%	
					BLACK	HISPANIC	WOMAN	ASIAN PACIFIC	NATIVE AMERICAN
T	\$884,522	\$884,522/100 %							
N	\$483,091	\$483,091/100 %							
S									
-TC									
C	\$1,347,613	\$1,347,613/100 %							

784-UNIVERSITY OF HOUSTON - DOWNTOWN-Professional Services Unadjusted Goal is 20.0%

FUND TYPE	TOTAL EXPENDITURES	TOTAL SPENT WITH NON-HUBS	TOTAL SPENT WITH *ADJ. HUBS 18.1%	TOTAL SPENT WITH **OTHER HUBS 1.9%	**ADJUSTED HUB GOAL 18.1%			*OTHER HUB GOAL 1.9%	
					BLACK	HISPANIC	WOMAN	ASIAN PACIFIC	NATIVE AMERICAN
T	\$11,795	\$11,795/100 %							
N	\$8,286	\$8,286/100 %							
S									
-TC									
C	\$18,081	\$18,081/100 %							

784-UNIVERSITY OF HOUSTON - DOWNTOWN-Other Services Unadjusted Goal is 33.0%

FUND TYPE	TOTAL EXPENDITURES	TOTAL SPENT WITH NON-HUBS	TOTAL SPENT WITH *ADJ. HUBS 33.0%	**ADJUSTED HUB GOAL 33.0%				
				ASIAN PACIFIC	BLACK	HISPANIC	NATIVE AMERICAN	WOMAN
T	\$426,560	\$403,791/94.2%	\$24,768/5.77%	\$23,243/5.42%				\$1,524/.355%
N	\$1,988,991	\$1,591,638/79.6%	\$407,351/20.5%	\$388,323/19.3%	\$2,297/.114%			\$18,750/.937%
S								
-TC								
C	\$2,427,551	\$1,895,431/82.1%	\$432,118/17.8%	\$409,567/18.8%	\$2,297/.094%			\$20,254/.834%

784-UNIVERSITY OF HOUSTON - DOWNTOWN-Commodity Purchasing Unadjusted Goal is 12.6%

FUND TYPE	TOTAL EXPENDITURES	TOTAL SPENT WITH NON-HUBS	TOTAL SPENT WITH *ADJ. HUBS 11.5%	TOTAL SPENT WITH **OTHER HUBS 1.1%	**ADJUSTED HUB GOAL 11.5%			*OTHER HUB GOAL 1.1%	
					BLACK	HISPANIC	WOMAN	ASIAN PACIFIC	NATIVE AMERICAN
T	\$2,052,117	\$1,700,016/82.8%	\$284,308/13.8%	\$67,782/3.30%	\$36,720/1.78%	\$54,055/2.63%	\$192,523/9.43%	\$88,417/3.23%	\$1,376/.067%
N	\$2,136,238	\$1,902,383/89.0%	\$188,542/7.79%	\$67,312/3.15%	\$14,209/.665%	\$23,676/1.10%	\$128,757/6.02%	\$67,312/3.15%	
S									
-TC	\$28,372	\$28,136/96.8%		\$1,236/3.14%				\$1,236/3.14%	
C	\$4,148,883	\$3,584,284/86.4%	\$450,851/10.8%	\$133,868/3.22%	\$50,929/1.22%	\$77,630/1.87%	\$322,280/7.76%	\$132,483/3.19%	\$1,376/.033%

DB = DEBIT (NEGATIVE AMOUNT) \* = OTHER HUBS \*\* = ADJUSTED HUBS \*\*\* = DOLLARS REPORTED BUT NOT SHOWN IN THESE COLUMNS. SEE COVER LETTER PARA. 4  
T=TREASURY, N=NON-TREASURY, S=SUBCONTRACTOR FUNDS & PROCUREMENT CARD HUB PURCHASES, TC=TERM CONTRACT, C=CONSOLIDATED. SEE PAGE 4 OF HUB REPORT FOR FUND TYPE DESCRIPTION.

785-UNIV OF TEXAS HEALTH CENTER AT TYLER-Heavy Construction Unadjusted Goal is 11.9%

FUND TYPE	TOTAL EXPENDITURES	TOTAL SPENT WITH NON-HUBS AMOUNT/%	TOTAL SPENT WITH **ADJ. HUBS 6.5% AMOUNT/%	TOTAL SPENT WITH *OTHER HUBS 5.3% AMOUNT/%	**ADJUSTED HUB GOAL 6.5%				*OTHER HUB GOAL 5.3%
					ASIAN PACIFIC AMOUNT/%	BLACK AMOUNT/%	HISPANIC AMOUNT/%	NATIVE AMERICAN AMOUNT/%	WOMAN AMOUNT/%
T									
N	\$9,728	\$9,728/100 %							
S									
-TC									
C	\$9,728	\$9,728/100 %							

785-UNIV OF TEXAS HEALTH CENTER AT TYLER-Building Construction Unadjusted Goal is 26.1%

FUND TYPE	TOTAL EXPENDITURES	TOTAL SPENT WITH NON-HUBS	TOTAL SPENT WITH **ADJ. HUBS 25.1%	TOTAL SPENT WITH *OTHER HUBS 1.0%	**ADJUSTED HUB GOAL 26.1%			*OTHER HUB GOAL 1.0%
					BLACK	HISPANIC	WOMAN	ASIAN PACIFIC
T								
N								
S								
-TC								
C								

785-UNIV OF TEXAS HEALTH CENTER AT TYLER-Special Trade Unadjusted Goal is 57.2%

FUND TYPE	TOTAL EXPENDITURES	TOTAL SPENT WITH NON-HUBS	TOTAL SPENT WITH **ADJ. HUBS 57.0%	TOTAL SPENT WITH *OTHER HUBS 10.2%	**ADJUSTED HUB GOAL 47.0%		*OTHER HUB GOAL 10.2%		
					BLACK	HISPANIC	ASIAN PACIFIC	NATIVE AMERICAN	WOMAN
T									
N	\$267,828	\$267,828/100 %							
S									
-TC									
C	\$267,828	\$267,828/100 %							

785-UNIV OF TEXAS HEALTH CENTER AT TYLER-Professional Services Unadjusted Goal is 20.0%

FUND TYPE	TOTAL EXPENDITURES	TOTAL SPENT WITH NON-HUBS	TOTAL SPENT WITH **ADJ. HUBS 18.1%	TOTAL SPENT WITH *OTHER HUBS 1.9%	**ADJUSTED HUB GOAL 18.1%			*OTHER HUB GOAL 1.9%	
					BLACK	HISPANIC	WOMAN	ASIAN PACIFIC	NATIVE AMERICAN
T									
N	\$1,118,768	\$1,118,768/100 %							
S									
-TC									
C	\$1,118,768	\$1,118,768/100 %							

785-UNIV OF TEXAS HEALTH CENTER AT TYLER-Other Services Unadjusted Goal is 33.0%

FUND TYPE	TOTAL EXPENDITURES	TOTAL SPENT WITH NON-HUBS	TOTAL SPENT WITH **ADJ. HUBS 23.0%	TOTAL SPENT WITH *OTHER HUBS 1.1%	**ADJUSTED HUB GOAL 33.0%				
					ASIAN PACIFIC	BLACK	HISPANIC	NATIVE AMERICAN	WOMAN
T	\$174,890	\$174,890/100 %							
N	\$3,405,031	\$2,981,822/85.9%	\$443,208/13.0%			\$80/.002%	\$77,258/2.26%	\$868/.026%	\$365,003/10.7%
S									
-TC	\$668		\$668/100 %					\$668/100 %	
C	\$3,579,153	\$3,136,812/87.6%	\$442,340/12.3%			\$80/.002%	\$77,256/2.15%		\$365,003/10.1%

785-UNIV OF TEXAS HEALTH CENTER AT TYLER-Commodity Purchasing Unadjusted Goal is 12.8%

FUND TYPE	TOTAL EXPENDITURES	TOTAL SPENT WITH NON-HUBS	TOTAL SPENT WITH **ADJ. HUBS 11.5%	TOTAL SPENT WITH *OTHER HUBS 1.1%	**ADJUSTED HUB GOAL 11.5%			*OTHER HUB GOAL 1.1%	
					BLACK	HISPANIC	WOMAN	ASIAN PACIFIC	NATIVE AMERICAN
T	\$82,248	\$8,480/13.8%	\$4,880/7.30%	\$43,205/79.0%		\$4,880/7.30%		\$48,205/79.0%	
N	\$18,127,827	\$17,135,629/94.5%	\$881,779/4.86%	\$110,488/.609%	\$148,390/.816%	\$65,820/.352%	\$667,767/3.68%	\$108,163/.602%	\$1,320/.007%
S									
-TC	\$8,527	\$1,408/16.5%	\$75/.887%	\$7,042/82.5%			\$75/.887%	\$7,042/82.5%	
C	\$18,181,616	\$17,142,711/84.2%	\$885,253/4.87%	\$152,651/.839%	\$148,390/.816%	\$70,170/.385%	\$667,692/3.67%	\$108,331/.632%	\$1,320/.007%

OB = DEBIT (NEGATIVE AMOUNT) \* = OTHER HUBS \*\* = ADJUSTED HUBS \*\*\* = DOLLARS REPORTED BUT NOT SHOWN IN THESE COLUMNS. SEE COVER LETTER PARA. 4  
T-TREASURY, N=NON-TREASURY, S=SUBCONTRACTOR FUNDS & PROCUREMENT CARD HUB PURCHASES, TC=TERM CONTRACT, C=CONSOLIDATED. SEE PAGE 4 OF HUB REPORT FOR FUND TYPE DESCRIPTION.

787-LAMAR STATE COLLEGE - ORANGE-Heavy Construction Unadjusted Goal is 11.9%

FUND TYPE	TOTAL EXPENDITURES	TOTAL SPENT WITH NON-HUBS AMOUNT/%	TOTAL SPENT WITH ADJ. HUBS 8.5%	TOTAL SPENT WITH OTHER HUBS 3.3%	ASIAN PACIFIC AMOUNT/%	BLACK AMOUNT/%	HISPANIC AMOUNT/%	NATIVE AMERICAN AMOUNT/%	*OTHER HUB GOAL 5.3% WOMAN AMOUNT/%
T									
N									
S									
-TC									
C									

787-LAMAR STATE COLLEGE - ORANGE-Building Construction Unadjusted Goal is 26.1%

FUND TYPE	TOTAL EXPENDITURES	TOTAL SPENT WITH NON-HUBS	TOTAL SPENT WITH ADJ. HUBS 26.1%	TOTAL SPENT WITH OTHER HUBS 1.0%	BLACK	HISPANIC	WOMAN	ASIAN PACIFIC	NATIVE AMERICAN
T	\$4,548,248	\$4,548,248/100 %							
N	\$676,707	\$676,707/100 %							
S									
-TC									
C	\$5,121,956	\$5,121,956/100 %							

787-LAMAR STATE COLLEGE - ORANGE-Special Trade Unadjusted Goal is 57.2%

FUND TYPE	TOTAL EXPENDITURES	TOTAL SPENT WITH NON-HUBS	TOTAL SPENT WITH ADJ. HUBS 47.0%	TOTAL SPENT WITH OTHER HUBS 10.2%	BLACK	HISPANIC	WOMAN	ASIAN PACIFIC	NATIVE AMERICAN
T	\$169,044	\$169,044/92.2%		\$13,044/7.71%					
N	\$6,215	\$6,215/100 %							
S									
-TC									
C	\$175,264	\$162,220/92.6%		\$13,044/7.44%					\$13,044/7.44%

787-LAMAR STATE COLLEGE - ORANGE-Professional Services Unadjusted Goal is 20.0%

FUND TYPE	TOTAL EXPENDITURES	TOTAL SPENT WITH NON-HUBS	TOTAL SPENT WITH ADJ. HUBS 18.1%	TOTAL SPENT WITH OTHER HUBS 1.9%	BLACK	HISPANIC	WOMAN	ASIAN PACIFIC	NATIVE AMERICAN
T	\$1,118		\$1,118/100 %						
N	\$2,039	\$2,039/100 %							
S									
-TC									
C	\$3,168	\$2,039/64.5%	\$1,119/35.4%				\$1,119/35.4%		

787-LAMAR STATE COLLEGE - ORANGE-Other Services Unadjusted Goal is 33.0%

FUND TYPE	TOTAL EXPENDITURES	TOTAL SPENT WITH NON-HUBS	TOTAL SPENT WITH ADJ. HUBS 33.0%	ASIAN PACIFIC	BLACK	HISPANIC	NATIVE AMERICAN	WOMAN
T	\$172,280	\$162,657/88.6%	\$19,623/11.3%					\$19,623/11.3%
N	\$268,822	\$268,180/89.7%	\$642/.240%			\$642/.240%		
S								
-TC	\$686	\$581/81.7%	\$125/18.2%					\$125/18.2%
C	\$438,416	\$418,276/95.4%	\$20,140/4.59%			\$642/.148%		\$19,498/4.44%

787-LAMAR STATE COLLEGE - ORANGE-Commodity Purchasing Unadjusted Goal is 12.6%

FUND TYPE	TOTAL EXPENDITURES	TOTAL SPENT WITH NON-HUBS	TOTAL SPENT WITH ADJ. HUBS 11.5%	TOTAL SPENT WITH OTHER HUBS 1.1%	BLACK	HISPANIC	WOMAN	ASIAN PACIFIC	NATIVE AMERICAN
T	\$648,327	\$448,589/81.4%	\$87,818/12.3%	\$33,919/6.18%		\$28,221/6.14%	\$39,597/7.22%	\$33,919/6.18%	
N	\$244,684	\$268,838/77.0%	\$69,377/20.1%	\$9,548/2.77%		\$20,537/6.98%	\$48,838/14.1%	\$9,548/2.77%	
S									
-TC	\$80,941	\$48,159/59.6%	\$965/1.82%	\$816/1.60%			\$965/1.89%	\$816/1.60%	
C	\$641,950	\$663,066/78.7%	\$136,230/16.1%	\$42,651/5.08%		\$48,768/5.79%	\$87,471/10.3%	\$42,651/5.06%	

DB = DEBIT (NEGATIVE AMOUNT) \* = OTHER HUBS \*\* = ADJUSTED HUBS \*\*\* = DOLLARS REPORTED BUT NOT SHOWN IN THESE COLUMNS. SEE COVER LETTER PARA. 4  
T-TREASURY, N-NON-TREASURY, S-SUBCONTRACTOR FUNDS & PROCUREMENT CARD HUB PURCHASES, TC-TERM CONTRACT, C-CONSOLIDATED. SEE PAGE 4 OF HUB REPORT FOR FUND TYPE DESCRIPTION.

788-LAMAR STATE COLLEGE - PORT ARTHUR-Heavy Construction Unadjusted Goal is 11.8%

FUND TYPE	TOTAL EXPENDITURES	TOTAL SPENT WITH NON-HUBS AMOUNT/%	TOTAL SPENT WITH **ADJ. HUBS 5.3% AMOUNT/%	TOTAL SPENT WITH *OTHER HUBS 5.3% AMOUNT/%	**ADJUSTED HUB GOAL 5.6%				*OTHER HUB GOAL 5.3% WOMAN AMOUNT/%
					ASIAN PACIFIC AMOUNT/%	BLACK AMOUNT/%	HISPANIC AMOUNT/%	NATIVE AMERICAN AMOUNT/%	
T									
N									
S									
-TC									
C									

788-LAMAR STATE COLLEGE - PORT ARTHUR-Building Construction Unadjusted Goal is 26.1%

FUND TYPE	TOTAL EXPENDITURES	TOTAL SPENT WITH NON-HUBS	TOTAL SPENT WITH **ADJ. HUBS 25.1%	TOTAL SPENT WITH *OTHER HUBS 1.0%	**ADJUSTED HUB GOAL 25.1%			*OTHER HUB GOAL 1.0%	
					BLACK	HISPANIC	WOMAN	ASIAN PACIFIC	NATIVE AMERICAN
T	\$565,876	\$565,532/99.9%	\$283/.050%						
N	\$521,716	\$521,432/98.9%	\$283/.054%				\$283/.050%		
S							\$283/.054%		
-TC									
C	\$1,087,591	\$1,087,025/98.9%	\$566/.052%				\$566/.052%		

788-LAMAR STATE COLLEGE - PORT ARTHUR-Special Trade Unadjusted Goal is 57.2%

FUND TYPE	TOTAL EXPENDITURES	TOTAL SPENT WITH NON-HUBS	TOTAL SPENT WITH **ADJ. HUBS 47.0%	TOTAL SPENT WITH *OTHER HUBS 10.2%	**ADJUSTED HUB GOAL 47.0%		*OTHER HUB GOAL 10.2%		
					BLACK	HISPANIC	ASIAN PACIFIC	NATIVE AMERICAN	WOMAN
T	\$580,337	\$584,850/98.6%		\$75,736/11.4%					\$75,736/11.4%
N	\$423,456	\$273,897/64.6%		\$149,557/35.3%					\$149,557/35.3%
S	***	***	\$44,792/10.8%			\$44,792/10.8%			
-TC									
C	\$1,003,862	\$858,557/79.2%	\$44,792/4.13%	\$225,284/20.7%		\$44,792/4.13%			\$225,284/20.7%

788-LAMAR STATE COLLEGE - PORT ARTHUR-Professional Services Unadjusted Goal is 20.0%

FUND TYPE	TOTAL EXPENDITURES	TOTAL SPENT WITH NON-HUBS	TOTAL SPENT WITH **ADJ. HUBS 15.1%	TOTAL SPENT WITH *OTHER HUBS 1.8%	**ADJUSTED HUB GOAL 15.1%			*OTHER HUB GOAL 1.8%	
					BLACK	HISPANIC	WOMAN	ASIAN PACIFIC	NATIVE AMERICAN
T	\$106,058	\$105,058/100%							
N	\$113,288	\$113,288/100%							
S									
-TC									
C	\$219,347	\$218,347/100%							

788-LAMAR STATE COLLEGE - PORT ARTHUR-Other Services Unadjusted Goal is 33.0%

FUND TYPE	TOTAL EXPENDITURES	TOTAL SPENT WITH NON-HUBS	TOTAL SPENT WITH **ADJ. HUBS 33.0%	**ADJUSTED HUB GOAL 33.0%				
				ASIAN PACIFIC	BLACK	HISPANIC	NATIVE AMERICAN	WOMAN
T	\$178,276	\$177,851/99.8%	\$315/.176%					\$315/.176%
N	\$428,213	\$425,955/99.9%	\$248/.058%					\$248/.058%
S								
-TC	\$1,176	\$1,176/100%						
C	\$603,312	\$602,748/98.9%	\$563/.093%					\$563/.093%

788-LAMAR STATE COLLEGE - PORT ARTHUR-Commodity Purchasing Unadjusted Goal is 12.5%

FUND TYPE	TOTAL EXPENDITURES	TOTAL SPENT WITH NON-HUBS	TOTAL SPENT WITH **ADJ. HUBS 11.5%	TOTAL SPENT WITH *OTHER HUBS 1.1%	**ADJUSTED HUB GOAL 11.5%			*OTHER HUB GOAL 1.1%	
					BLACK	HISPANIC	WOMAN	ASIAN PACIFIC	NATIVE AMERICAN
T	\$1,194,067	\$726,327/60.6%	\$225,278/18.8%	\$246,451/20.5%	\$1,590/.132%	\$71,879/6.00%	\$161,709/12.6%	\$246,451/20.5%	
N	\$321,491	\$285,665/88.8%	\$28,097/8.73%	\$7,728/2.40%	\$787/.238%	\$10,960/3.40%	\$18,370/6.08%	\$7,728/2.40%	
S									
-TC	\$84,115	\$55,905/67.3%	\$2,141/2.18%	\$468/.477%		\$43/.044%	\$2,087/2.13%	\$468/.477%	
C	\$1,421,433	\$918,487/64.4%	\$251,236/17.8%	\$253,711/17.8%	\$2,357/.165%	\$82,895/5.83%	\$185,982/11.6%	\$253,711/17.8%	

DB = DEBIT (NEGATIVE AMOUNT) \* = OTHER HUBS \*\* = ADJUSTED HUBS \*\*\* = DOLLARS REPORTED BUT NOT SHOWN IN THESE COLUMNS. SEE COVER LETTER PARA. 4  
T=TREASURY, N=NON-TREASURY, S=SUBCONTRACTOR FUNDS & PROCUREMENT CARD HUB PURCHASES, TC=TERM CONTRACT, C=CONSOLIDATED. SEE PAGE 4 OF HUB REPORT FOR FUND TYPE DESCRIPTION.

789-LAMAR INSTITUTE OF TECHNOLOGY-Heavy Construction Unadjusted Goal is 11.9%

FUND TYPE	TOTAL EXPENDITURES	TOTAL SPENT WITH NON-HUBS AMOUNT/%	TOTAL SPENT WITH **ADJ. HUBS 6.4% AMOUNT/%	TOTAL SPENT WITH *OTHER HUBS 5.3% AMOUNT/%	**ADJUSTED HUB GOAL 6.6%				*OTHER HUB GOAL 5.3% WOMAN AMOUNT/%
					ASIAN PACIFIC AMOUNT/%	BLACK AMOUNT/%	HISPANIC AMOUNT/%	NATIVE AMERICAN AMOUNT/%	

T									
N									
S									
-TC									
C									

789-LAMAR INSTITUTE OF TECHNOLOGY-Building Construction Unadjusted Goal is 28.1%

FUND TYPE	TOTAL EXPENDITURES	TOTAL SPENT WITH NON-HUBS	TOTAL SPENT WITH **ADJ. HUBS 25.1%	TOTAL SPENT WITH *OTHER HUBS 1.6%	**ADJUSTED HUB GOAL 25.1%			*OTHER HUB GOAL 1.0%	
					BLACK	HISPANIC	WOMAN	ASIAN PACIFIC	NATIVE AMERICAN

T	\$94,030	\$390/.414%	\$93,700/99.5%					\$93,700/99.5%	
N	\$1,852,058	\$1,758,356/94.9%	\$93,700/5.06%					\$93,700/5.06%	
S									
-TC	\$23,275		\$23,275/100%					\$23,275/100%	
C	\$1,922,871	\$1,758,746/91.4%	\$184,125/8.53%					\$184,126/8.53%	

789-LAMAR INSTITUTE OF TECHNOLOGY-Special Trade Unadjusted Goal is 67.2%

FUND TYPE	TOTAL EXPENDITURES	TOTAL SPENT WITH NON-HUBS	TOTAL SPENT WITH **ADJ. HUBS 67.2%	TOTAL SPENT WITH *OTHER HUBS 10.2%	**ADJUSTED HUB GOAL 47.0%		*OTHER HUB GOAL 10.2%		
					BLACK	HISPANIC	ASIAN PACIFIC	NATIVE AMERICAN	WOMAN

T	\$18,841	\$18,841/100%							
N	\$18,037	\$18,037/100%							
S									
-TC									
C	\$35,878	\$35,878/100%							

789-LAMAR INSTITUTE OF TECHNOLOGY-Professional Services Unadjusted Goal is 20.0%

FUND TYPE	TOTAL EXPENDITURES	TOTAL SPENT WITH NON-HUBS	TOTAL SPENT WITH **ADJ. HUBS 18.1%	TOTAL SPENT WITH *OTHER HUBS 1.9%	**ADJUSTED HUB GOAL 18.1%			*OTHER HUB GOAL 1.9%	
					BLACK	HISPANIC	WOMAN	ASIAN PACIFIC	NATIVE AMERICAN

T	\$26,515	\$26,515/100%							
N	\$88,041	\$48,920/55.5%	\$39,120/44.4%					\$39,120/44.4%	
S									
-TC									
C	\$114,556	\$75,435/65.8%	\$39,120/34.1%					\$39,120/34.1%	

789-LAMAR INSTITUTE OF TECHNOLOGY-Other Services Unadjusted Goal is 33.0%

FUND TYPE	TOTAL EXPENDITURES	TOTAL SPENT WITH NON-HUBS	TOTAL SPENT WITH **ADJ. HUBS 23.0%	TOTAL SPENT WITH *OTHER HUBS 2.6%	**ADJUSTED HUB GOAL 33.0%				
					ASIAN PACIFIC	BLACK	HISPANIC	NATIVE AMERICAN	WOMAN

T	\$181,368	\$178,884/97.4%	\$14,483/7.56%						\$14,483/7.56%
N	\$184,547	\$180,372/97.7%	\$4,175/2.26%						\$4,175/2.26%
S									
-TC	\$617	\$617/100%							
C	\$375,298	\$356,635/95.0%	\$18,658/4.97%						\$18,658/4.97%

789-LAMAR INSTITUTE OF TECHNOLOGY-Commodity Purchasing Unadjusted Goal is 12.6%

FUND TYPE	TOTAL EXPENDITURES	TOTAL SPENT WITH NON-HUBS	TOTAL SPENT WITH **ADJ. HUBS 11.5%	TOTAL SPENT WITH *OTHER HUBS 1.1%	**ADJUSTED HUB GOAL 11.5%			*OTHER HUB GOAL 1.1%	
					BLACK	HISPANIC	WOMAN	ASIAN PACIFIC	NATIVE AMERICAN

T	\$1,357,528	\$1,321,809/97.3%	\$12,107/.891%	\$23,612/1.73%				\$23,612/1.73%	
N	\$365,970	\$354,052/98.4%	\$1,244/.342%	\$672/.182%		\$3,888/.293%	\$8,119/.314%	\$8,119/.582%	\$672/.182%
S									
-TC	\$177,758	\$175,552/98.7%	\$719/.404%	\$1,484/.834%				\$1,484/.834%	
C	\$1,535,743	\$1,500,309/97.6%	\$12,832/.822%	\$22,801/1.48%		\$4,288/.285%	\$8,243/.538%	\$22,801/1.48%	

DB = DEBIT (NEGATIVE AMOUNT) \* = OTHER HUBS \*\* = ADJUSTED HUBS \*\*\* = DOLLARS REPORTED BUT NOT SHOWN IN THESE COLUMNS. SEE COVER LETTER PARA. 4  
T=TREASURY, N=NON-TREASURY, S=SUBCONTRACTOR FUNDS & PROCUREMENT CARD HUB PURCHASES, TC=TERM CONTRACT, C=CONSOLIDATED. SEE PAGE 4 OF HUB REPORT FOR FUND TYPE DESCRIPTION.

802-PARKS AND WILDLIFE DEPARTMENT-Heavy Construction Unadjusted Goal is 11.9%

FUND TYPE	TOTAL EXPENDITURES	TOTAL SPENT WITH NON-HUBS AMOUNT/%	TOTAL SPENT WITH **ADJ. HUBS 8.4% AMOUNT/%	TOTAL SPENT WITH *OTHER HUBS 5.3% AMOUNT/%	**ADJUSTED HUB GOAL 8.6%				*OTHER HUB GOAL 5.3% WOMAN AMOUNT/%
					ASIAN PACIFIC AMOUNT/%	BLACK AMOUNT/%	HISPANIC AMOUNT/%	NATIVE AMERICAN AMOUNT/%	WOMAN AMOUNT/%
T	\$172,858	\$172,858/100 %							
N									
S									
-TC	\$1,413	\$1,413/100 %							
C	\$171,545	\$171,545/100 %							

802-PARKS AND WILDLIFE DEPARTMENT-Building Construction Unadjusted Goal is 25.1%

FUND TYPE	TOTAL EXPENDITURES	TOTAL SPENT WITH NON-HUBS	TOTAL SPENT WITH **ADJ. HUBS 25.1%	TOTAL SPENT WITH *OTHER HUBS 1.0%	**ADJUSTED HUB GOAL 25.1%			*OTHER HUB GOAL 1.0%	
					BLACK	HISPANIC	WOMAN	ASIAN PACIFIC	NATIVE AMERICAN
T	\$5,044,863	\$4,093,061/81.1%	\$942,010/18.6%	\$9,790/.194%	\$34,803/.889%	\$690,484/13.6%	\$216,722/4.29%	\$3,516/.069%	\$8,274/.124%
N									
S	***	***	\$9,997/.198%				\$9,997/.198%		
-TC	\$41,946	\$30,873/73.6%	\$11,073/26.3%			\$2,329/5.55%	\$8,743/20.8%		
C	\$5,002,918	\$4,062,188/81.1%	\$940,834/18.3%	\$9,790/.195%	\$34,803/.695%	\$688,154/13.7%	\$217,975/4.36%	\$3,516/.070%	\$8,274/.125%

802-PARKS AND WILDLIFE DEPARTMENT-Special Trade Unadjusted Goal is 57.2%

FUND TYPE	TOTAL EXPENDITURES	TOTAL SPENT WITH NON-HUBS	TOTAL SPENT WITH **ADJ. HUBS 57.0%	TOTAL SPENT WITH *OTHER HUBS 2.2%	**ADJUSTED HUB GOAL 57.0%		*OTHER HUB GOAL 10.2%		
					BLACK	HISPANIC	ASIAN PACIFIC	NATIVE AMERICAN	WOMAN
T	\$11,533,199	\$10,980,410/95.2%	\$254,269/2.20%	\$298,519/2.68%	\$14,792/.126%	\$239,477/2.07%	\$3,716/.032%	\$2,817/.022%	\$282,183/2.53%
N									
S			\$5,480/10.1%	\$21,202/35.1%		\$5,480/10.1%		\$154/.285%	\$21,047/38.8%
-TC	\$54,208	\$27,514/50.7%	\$5,480/10.1%	\$21,202/35.1%					
C	\$11,478,992	\$10,952,895/95.4%	\$248,779/2.16%	\$277,317/2.41%	\$14,792/.126%	\$233,987/2.03%	\$3,716/.032%	\$2,462/.021%	\$271,136/2.36%

802-PARKS AND WILDLIFE DEPARTMENT-Professional Services Unadjusted Goal is 20.0%

FUND TYPE	TOTAL EXPENDITURES	TOTAL SPENT WITH NON-HUBS	TOTAL SPENT WITH **ADJ. HUBS 18.1%	TOTAL SPENT WITH *OTHER HUBS 1.9%	**ADJUSTED HUB GOAL 18.1%			*OTHER HUB GOAL 1.9%	
					BLACK	HISPANIC	WOMAN	ASIAN PACIFIC	NATIVE AMERICAN
T	\$41,274	\$41,274/100 %							
N									
S									
-TC									
C	\$41,274	\$41,274/100 %							

802-PARKS AND WILDLIFE DEPARTMENT-Other Services Unadjusted Goal is 33.0%

FUND TYPE	TOTAL EXPENDITURES	TOTAL SPENT WITH NON-HUBS	TOTAL SPENT WITH **ADJ. HUBS 33.0%	TOTAL SPENT WITH *OTHER HUBS 1.1%	**ADJUSTED HUB GOAL 33.0%				
					ASIAN PACIFIC	BLACK	HISPANIC	NATIVE AMERICAN	WOMAN
T	\$12,460,570	\$12,098,655/97.1%	\$280,815/2.88%	\$50,067/17.2%	\$58,229/.467%	\$5,093/.040%	\$12,373/.099%	\$5,906/.047%	\$278,311/2.24%
N									
S	***	***	\$50,067/17.2%				\$50,067/17.2%		
-TC	\$227,812	\$227,789/99.9%	\$42/.018%		\$30/.013%				\$12/.005%
C	\$12,232,758	\$11,871,885/97.0%	\$410,980/3.35%		\$58,198/.475%	\$5,093/.041%	\$62,440/.510%	\$5,906/.048%	\$278,298/2.28%

802-PARKS AND WILDLIFE DEPARTMENT-Commodity Purchasing Unadjusted Goal is 12.6%

FUND TYPE	TOTAL EXPENDITURES	TOTAL SPENT WITH NON-HUBS	TOTAL SPENT WITH **ADJ. HUBS 11.5%	TOTAL SPENT WITH *OTHER HUBS 1.1%	**ADJUSTED HUB GOAL 11.5%			*OTHER HUB GOAL 1.1%	
					BLACK	HISPANIC	WOMAN	ASIAN PACIFIC	NATIVE AMERICAN
T	\$24,235,884	\$23,329,078/96.2%	\$618,182/2.55%	\$284,823/1.18%	\$44,420/.183%	\$85,493/.352%	\$488,252/2.01%	\$287,888/1.18%	\$727/.003%
N									
S	***	***	\$381,022/3.38%	\$41,384/.368%	\$43,848/.388%	\$143,917/1.28%	\$183,455/1.72%	\$40,592/.361%	\$791/.007%
-TC	\$5,583,882	\$5,613,745/98.7%	\$66,179/1.16%	\$4,356/.085%	\$740/.013%	\$6,120/.108%	\$58,318/1.04%	\$4,228/.075%	\$727/.013%
C	\$18,652,002	\$17,815,332/95.5%	\$834,025/5.00%	\$325,051/1.74%	\$87,329/.488%	\$223,280/1.19%	\$823,406/3.34%	\$324,259/1.73%	\$781/.004%

DB = DEBIT (NEGATIVE AMOUNT) \* = OTHER HUBS \*\* = ADJUSTED HUBS \*\*\* = DOLLARS REPORTED BUT NOT SHOWN IN THESE COLUMNS. SEE COVER LETTER PARA. 4  
T=TREASURY, N=NON-TREASURY, S=SUBCONTRACTOR FUNDS & PROCUREMENT CARD HUB PURCHASES, TC=TERM CONTRACT, C=CONSOLIDATED. SEE PAGE 4 OF HUB REPORT FOR FUND TYPE DESCRIPTION.

808-TEXAS HISTORICAL COMMISSION-Heavy Construction Unadjusted Goal is 11.9%

FUND TYPE	TOTAL EXPENDITURES	TOTAL SPENT WITH NON-HUBS AMOUNT/%	TOTAL SPENT WITH **ADJ. HUBS 6.6%	TOTAL SPENT WITH *OTHER HUBS 5.3%	ASIAN PACIFIC AMOUNT/%	**ADJUSTED HUB GOAL 6.6%	BLACK AMOUNT/%	HISPANIC AMOUNT/%	NATIVE AMERICAN AMOUNT/%	*OTHER HUB GOAL 5.3%
T										
N										
S										
-TC										
C										

808-TEXAS HISTORICAL COMMISSION-Building Construction Unadjusted Goal is 25.1%

FUND TYPE	TOTAL EXPENDITURES	TOTAL SPENT WITH NON-HUBS	TOTAL SPENT WITH **ADJ. HUBS 25.1%	TOTAL SPENT WITH *OTHER HUBS 1.0%	BLACK	**ADJUSTED HUB GOAL 25.1%	HISPANIC	WOMAN	ASIAN PACIFIC	NATIVE AMERICAN
T										
N										
S										
-TC										
C										

808-TEXAS HISTORICAL COMMISSION-Special Trade Unadjusted Goal is 57.2%

FUND TYPE	TOTAL EXPENDITURES	TOTAL SPENT WITH NON-HUBS	TOTAL SPENT WITH **ADJ. HUBS 47.0%	TOTAL SPENT WITH *OTHER HUBS 10.2%	BLACK	**ADJUSTED HUB GOAL 47.0%	HISPANIC	WOMAN	ASIAN PACIFIC	NATIVE AMERICAN
T	\$211,240	\$210,040/99.4%		\$1,200/.568%						
N										
S										
-TC										
C	\$211,240	\$210,040/99.4%		\$1,200/.568%						\$1,200/.568%

808-TEXAS HISTORICAL COMMISSION-Professional Services Unadjusted Goal is 20.0%

FUND TYPE	TOTAL EXPENDITURES	TOTAL SPENT WITH NON-HUBS	TOTAL SPENT WITH **ADJ. HUBS 18.1%	TOTAL SPENT WITH *OTHER HUBS 1.6%	BLACK	**ADJUSTED HUB GOAL 18.1%	HISPANIC	WOMAN	ASIAN PACIFIC	NATIVE AMERICAN
T										
N										
S										
-TC										
C										

808-TEXAS HISTORICAL COMMISSION-Other Services Unadjusted Goal is 33.0%

FUND TYPE	TOTAL EXPENDITURES	TOTAL SPENT WITH NON-HUBS	TOTAL SPENT WITH **ADJ. HUBS 33.0%	TOTAL SPENT WITH *OTHER HUBS 1.1%	ASIAN PACIFIC	BLACK	**ADJUSTED HUB GOAL 33.0%	HISPANIC	NATIVE AMERICAN	WOMAN
T	\$312,711	\$258,546/86.8%	\$44,065/14.0%		\$106/.034%	\$11,015/3.52%		\$13,530/4.32%		\$18,412/8.20%
N										
S										
-TC	\$5,234	\$3,041/36.5%	\$5,192/83.0%					\$5,000/60.7%		\$192/2.33%
C	\$304,477	\$256,604/87.2%	\$38,872/12.7%		\$106/.035%	\$11,015/3.81%		\$8,530/2.80%		\$18,220/6.31%

808-TEXAS HISTORICAL COMMISSION-Commodity Purchasing Unadjusted Goal is 12.5%

FUND TYPE	TOTAL EXPENDITURES	TOTAL SPENT WITH NON-HUBS	TOTAL SPENT WITH **ADJ. HUBS 11.5%	TOTAL SPENT WITH *OTHER HUBS 1.1%	BLACK	**ADJUSTED HUB GOAL 11.5%	HISPANIC	WOMAN	ASIAN PACIFIC	NATIVE AMERICAN
T	\$292,111	\$247,215/84.6%	\$20,667/7.07%	\$24,227/8.29%			\$46/.016%	\$20,621/7.05%		\$24,227/8.29%
N										
S										
-TC	\$28,232	\$28,232/100%								
C	\$263,878	\$218,983/82.9%	\$20,667/7.83%	\$24,227/9.18%			\$46/.017%	\$20,621/7.81%		\$24,227/9.18%

DB = DEBIT (NEGATIVE AMOUNT) \* = OTHER HUBS \*\* = ADJUSTED HUBS \*\*\* = DOLLARS REPORTED BUT NOT SHOWN IN THESE COLUMNS. SEE COVER LETTER PARA. 4  
T-TREASURY, N=NON-TREASURY, S-SUBCONTRACTOR FUNDS & PROCUREMENT CARD HUB PURCHASES, TC-TERM CONTRACT, C=CONSOLIDATED. SEE PAGE 4 OF HUB REPORT FOR FUND TYPE DESCRIPTION.

809-STATE PRESERVATION BOARD-Heavy Construction Unadjusted Goal is 11.5%

FUND TYPE	TOTAL EXPENDITURES	TOTAL SPENT WITH NON-HUBS AMOUNT/%	TOTAL SPENT WITH **ADJ. HUBS 11.5%	TOTAL SPENT WITH *OTHER HUBS 5.3%	ASIAN PACIFIC AMOUNT/%	**ADJUSTED HUB GOAL 6.6%	HISPANIC AMOUNT/%	NATIVE AMERICAN AMOUNT/%	*OTHER HUB GOAL 5.3% WOMAN AMOUNT/%
-----------	--------------------	------------------------------------	------------------------------------	-----------------------------------	------------------------	--------------------------	-------------------	--------------------------	-------------------------------------

T									
N									
S									
-TC									
C									

809-STATE PRESERVATION BOARD-Building Construction Unadjusted Goal is 26.1%

FUND TYPE	TOTAL EXPENDITURES	TOTAL SPENT WITH NON-HUBS	TOTAL SPENT WITH **ADJ. HUBS 26.1%	TOTAL SPENT WITH *OTHER HUBS 1.0%	BLACK	**ADJUSTED HUB GOAL 25.1%	HISPANIC	WOMAN	*OTHER HUB GOAL 1.0% ASIAN PACIFIC NATIVE AMERICAN
-----------	--------------------	---------------------------	------------------------------------	-----------------------------------	-------	---------------------------	----------	-------	--

T	\$23,234,985	\$23,234,985/100 %							
N									
S	***	***	\$1,008,546/4.34%		\$18,125/.082%	\$460,807/1.98%	\$528,812/2.27%		
-TC									
C	\$23,234,985	\$23,234,985/100 %	\$1,008,546/4.34%		\$18,125/.082%	\$460,807/1.98%	\$528,812/2.27%		

809-STATE PRESERVATION BOARD-Special Trade Unadjusted Goal is 57.2%

FUND TYPE	TOTAL EXPENDITURES	TOTAL SPENT WITH NON-HUBS	TOTAL SPENT WITH **ADJ. HUBS 47.0%	TOTAL SPENT WITH *OTHER HUBS 10.2%	BLACK	**ADJUSTED HUB GOAL 47.0%	HISPANIC	WOMAN	*OTHER HUB GOAL 10.2% ASIAN PACIFIC NATIVE AMERICAN
-----------	--------------------	---------------------------	------------------------------------	------------------------------------	-------	---------------------------	----------	-------	---

T	\$331,412	\$300,818/90.7%	\$27,190/8.20%	\$3,404/1.02%			\$27,190/8.20%		\$3,404/1.02%
N	\$267,862	\$267,662/100 %							
S	***	***		\$27,905/25.3%					\$27,905/25.3%
-TC									
C	\$599,074	\$568,480/94.8%	\$27,190/4.53%	\$31,310/5.22%		\$27,190/4.53%			\$31,310/5.22%

809-STATE PRESERVATION BOARD-Professional Services Unadjusted Goal is 20.0%

FUND TYPE	TOTAL EXPENDITURES	TOTAL SPENT WITH NON-HUBS	TOTAL SPENT WITH **ADJ. HUBS 18.1%	TOTAL SPENT WITH *OTHER HUBS 1.9%	BLACK	**ADJUSTED HUB GOAL 18.1%	HISPANIC	WOMAN	*OTHER HUB GOAL 1.9% ASIAN PACIFIC NATIVE AMERICAN
-----------	--------------------	---------------------------	------------------------------------	-----------------------------------	-------	---------------------------	----------	-------	--

T	\$6,629,143	\$6,626,639/99.9%	\$3,504/.052%				\$1,012/.016%	\$2,482/.037%	
N	\$7,161	\$1,746/24.3%	\$5,434/75.6%				\$6,575/.129%	\$20,000/.301%	
S	***	***	\$28,578/.430%						
-TC									
C	\$6,636,324	\$6,827,386/99.8%	\$37,516/.565%			\$9,590/.144%		\$27,928/.420%	

809-STATE PRESERVATION BOARD-Other Services Unadjusted Goal is 33.0%

FUND TYPE	TOTAL EXPENDITURES	TOTAL SPENT WITH NON-HUBS	TOTAL SPENT WITH **ADJ. HUBS 33.0%	TOTAL SPENT WITH *OTHER HUBS 1.1%	ASIAN PACIFIC	**ADJUSTED HUB GOAL 33.0%	BLACK	HISPANIC	NATIVE AMERICAN	WOMAN
-----------	--------------------	---------------------------	------------------------------------	-----------------------------------	---------------	---------------------------	-------	----------	-----------------	-------

T	\$1,965,803	\$1,078,775/55.0%	\$878,828/44.9%	\$3,882/1.92%				\$464/.023%		\$878,364/44.9%
N	\$239,923	\$235,741/98.3%								\$3,882/1.62%
S										
-TC	\$6,659	\$6,659/100 %								
C	\$2,188,567	\$1,305,857/59.6%	\$882,710/40.3%					\$464/.021%		\$882,245/40.3%

809-STATE PRESERVATION BOARD-Commodity Purchasing Unadjusted Goal is 12.6%

FUND TYPE	TOTAL EXPENDITURES	TOTAL SPENT WITH NON-HUBS	TOTAL SPENT WITH **ADJ. HUBS 11.5%	TOTAL SPENT WITH *OTHER HUBS 1.1%	BLACK	**ADJUSTED HUB GOAL 11.5%	HISPANIC	WOMAN	*OTHER HUB GOAL 1.1% ASIAN PACIFIC NATIVE AMERICAN
-----------	--------------------	---------------------------	------------------------------------	-----------------------------------	-------	---------------------------	----------	-------	--

T	\$4,838,348	\$4,760,892/98.4%	\$72,532/1.49%	\$4,823/.098%	\$438/.009%	\$28,318/.585%	\$43,774/.904%		\$4,823/.098%
N	\$123,013	\$120,566/98.0%	\$2,448/1.92%				\$2,448/1.92%		
S									
-TC	\$27,287	\$26,391/96.6%	\$103/.360%	\$821/3.01%				\$103/.380%	\$821/3.01%
C	\$4,934,074	\$4,885,195/98.4%	\$74,876/1.51%	\$4,001/.081%	\$438/.005%	\$28,318/.573%	\$46,118/.934%		\$4,001/.081%

DB = DEBIT (NEGATIVE AMOUNT) \* = OTHER HUBS \*\* = ADJUSTED HUBS \*\*\* = DOLLARS REPORTED BUT NOT SHOWN IN THESE COLUMNS. SEE COVER LETTER PARA. 4  
T-TREASURY, N=NON-TREASURY, S-SUBCONTRACTOR FUNDS & PROCUREMENT CARD HUB PURCHASES, TC-TERM CONTRACT, C=CONSOLIDATED. SEE PAGE 4 OF HUB REPORT FOR FUND TYPE DESCRIPTION.



813-TEXAS COMMISSION ON THE ARTS-Heavy Construction Unadjusted Goal is 11.9%

FUND TYPE	TOTAL EXPENDITURES	TOTAL SPENT WITH NON-HUBS AMOUNT/%	TOTAL SPENT WITH **ADJ. HUBS 5.6% AMOUNT/%	TOTAL SPENT WITH *OTHER HUBS 5.3% AMOUNT/%	ASIAN PACIFIC AMOUNT/%	**ADJUSTED HUB GOAL 5.6% BLACK AMOUNT/%	HISPANIC AMOUNT/%	NATIVE AMERICAN AMOUNT/%	*OTHER HUB GOAL 5.3% WOMAN AMOUNT/%
-----------	--------------------	------------------------------------	--	--	------------------------	--	-------------------	--------------------------	--

T  
N  
S  
-TC

C

813-TEXAS COMMISSION ON THE ARTS-Building Construction Unadjusted Goal is 28.1%

FUND TYPE	TOTAL EXPENDITURES	TOTAL SPENT WITH NON-HUBS	TOTAL SPENT WITH **ADJ. HUBS 25.1%	TOTAL SPENT WITH *OTHER HUBS 1.0%	BLACK	**ADJUSTED HUB GOAL 25.1% HISPANIC	WOMAN	*OTHER HUB GOAL 1.0% ASIAN PACIFIC	NATIVE AMERICAN
-----------	--------------------	---------------------------	------------------------------------	-----------------------------------	-------	---------------------------------------	-------	---------------------------------------	-----------------

T  
N  
S  
-TC

C

813-TEXAS COMMISSION ON THE ARTS-Special Trade Unadjusted Goal is 57.2%

FUND TYPE	TOTAL EXPENDITURES	TOTAL SPENT WITH NON-HUBS	TOTAL SPENT WITH **ADJ. HUBS 47.0%	TOTAL SPENT WITH *OTHER HUBS 10.2%	BLACK	**ADJUSTED HUB GOAL 47.0% HISPANIC	ASIAN PACIFIC	*OTHER HUB GOAL 10.2% NATIVE AMERICAN	WOMAN
-----------	--------------------	---------------------------	------------------------------------	------------------------------------	-------	---------------------------------------	---------------	--	-------

T  
N  
S  
-TC

C

813-TEXAS COMMISSION ON THE ARTS-Professional Services Unadjusted Goal is 20.0%

FUND TYPE	TOTAL EXPENDITURES	TOTAL SPENT WITH NON-HUBS	TOTAL SPENT WITH **ADJ. HUBS 15.1%	TOTAL SPENT WITH *OTHER HUBS 1.9%	BLACK	**ADJUSTED HUB GOAL 15.1% HISPANIC	WOMAN	*OTHER HUB GOAL 1.9% ASIAN PACIFIC	NATIVE AMERICAN
-----------	--------------------	---------------------------	------------------------------------	-----------------------------------	-------	---------------------------------------	-------	---------------------------------------	-----------------

T  
N  
S  
-TC

C

813-TEXAS COMMISSION ON THE ARTS-Other Services Unadjusted Goal is 33.0%

FUND TYPE	TOTAL EXPENDITURES	TOTAL SPENT WITH NON-HUBS	TOTAL SPENT WITH **ADJ. HUBS 23.0%	TOTAL SPENT WITH *OTHER HUBS 1.1%	ASIAN PACIFIC	**ADJUSTED HUB GOAL 33.0% BLACK	HISPANIC	NATIVE AMERICAN	WOMAN
-----------	--------------------	---------------------------	------------------------------------	-----------------------------------	---------------	------------------------------------	----------	-----------------	-------

T  
N  
S  
-TC

C

813-TEXAS COMMISSION ON THE ARTS-Commodity Purchasing Unadjusted Goal is 12.6%

FUND TYPE	TOTAL EXPENDITURES	TOTAL SPENT WITH NON-HUBS	TOTAL SPENT WITH **ADJ. HUBS 11.5%	TOTAL SPENT WITH *OTHER HUBS 1.1%	BLACK	**ADJUSTED HUB GOAL 11.5% HISPANIC	WOMAN	*OTHER HUB GOAL 1.1% ASIAN PACIFIC	NATIVE AMERICAN
-----------	--------------------	---------------------------	------------------------------------	-----------------------------------	-------	---------------------------------------	-------	---------------------------------------	-----------------

T  
N  
S  
-TC

C

DE = DEBIT (NEGATIVE AMOUNT) \* = OTHER HUBS \*\* = ADJUSTED HUBS \*\*\* = DOLLARS REPORTED BUT NOT SHOWN IN THESE COLUMNS. SEE COVER LETTER PARA. 4  
T=TREASURY, N=NON-TREASURY, S=SUBCONTRACTOR FUNDS & PROCUREMENT CARD HUB PURCHASES, TC=TERM CONTRACT, C=CONSOLIDATED. SEE PAGE 4 OF HUB REPORT FOR FUND TYPE DESCRIPTION.

851-LOWER COLORADO RIVER AUTHORITY-Heavy Construction Unadjusted Goal is 11.8%

FUND TYPE	TOTAL EXPENDITURES	TOTAL SPENT WITH NON-HUBS AMOUNT/%	TOTAL SPENT WITH **ADJ. HUBS 8.9% AMOUNT/%	TOTAL SPENT WITH *OTHER HUBS 5.3% AMOUNT/%	ASIAN PACIFIC AMOUNT/%	**ADJUSTED HUB GOAL 6.8% BLACK AMOUNT/%	HISPANIC AMOUNT/%	NATIVE AMERICAN AMOUNT/%	*OTHER HUB GOAL 5.3% WOMAN AMOUNT/%
-----------	--------------------	------------------------------------	--	--	------------------------	--	-------------------	--------------------------	--

T  
N  
S  
-TC

C

851-LOWER COLORADO RIVER AUTHORITY-Building Construction Unadjusted Goal is 28.1%

FUND TYPE	TOTAL EXPENDITURES	TOTAL SPENT WITH NON-HUBS	TOTAL SPENT WITH **ADJ. HUBS 25.1%	TOTAL SPENT WITH *OTHER HUBS 1.0%	BLACK	**ADJUSTED HUB GOAL 25.1% HISPANIC	WOMAN	*OTHER HUB GOAL 1.0% ASIAN PACIFIC	NATIVE AMERICAN
-----------	--------------------	---------------------------	------------------------------------	-----------------------------------	-------	---------------------------------------	-------	---------------------------------------	-----------------

T  
N  
S  
-TC

C

851-LOWER COLORADO RIVER AUTHORITY-Special Trade Unadjusted Goal is 57.2%

FUND TYPE	TOTAL EXPENDITURES	TOTAL SPENT WITH NON-HUBS	TOTAL SPENT WITH **ADJ. HUBS 47.0%	TOTAL SPENT WITH *OTHER HUBS 10.2%	BLACK	**ADJUSTED HUB GOAL 47.0% HISPANIC	ASIAN PACIFIC	*OTHER HUB GOAL 10.2% NATIVE AMERICAN	WOMAN
-----------	--------------------	---------------------------	------------------------------------	------------------------------------	-------	---------------------------------------	---------------	--	-------

T  
N  
S  
-TC

C

851-LOWER COLORADO RIVER AUTHORITY-Professional Services Unadjusted Goal is 20.0%

FUND TYPE	TOTAL EXPENDITURES	TOTAL SPENT WITH NON-HUBS	TOTAL SPENT WITH **ADJ. HUBS 18.1%	TOTAL SPENT WITH *OTHER HUBS 1.9%	BLACK	**ADJUSTED HUB GOAL 18.1% HISPANIC	WOMAN	*OTHER HUB GOAL 1.9% ASIAN PACIFIC	NATIVE AMERICAN
-----------	--------------------	---------------------------	------------------------------------	-----------------------------------	-------	---------------------------------------	-------	---------------------------------------	-----------------

T  
N  
S  
-TC

C

851-LOWER COLORADO RIVER AUTHORITY-Other Services Unadjusted Goal is 33.0%

FUND TYPE	TOTAL EXPENDITURES	TOTAL SPENT WITH NON-HUBS	TOTAL SPENT WITH **ADJ. HUBS 33.0%	ASIAN PACIFIC	BLACK	**ADJUSTED HUB GOAL 33.0% HISPANIC	NATIVE AMERICAN	WOMAN
-----------	--------------------	---------------------------	------------------------------------	---------------	-------	---------------------------------------	-----------------	-------

T  
N  
S  
-TC

C

851-LOWER COLORADO RIVER AUTHORITY-Commodity Purchasing Unadjusted Goal is 12.6%

FUND TYPE	TOTAL EXPENDITURES	TOTAL SPENT WITH NON-HUBS	TOTAL SPENT WITH **ADJ. HUBS 11.5%	TOTAL SPENT WITH *OTHER HUBS 1.1%	BLACK	**ADJUSTED HUB GOAL 11.5% HISPANIC	WOMAN	*OTHER HUB GOAL 1.1% ASIAN PACIFIC	NATIVE AMERICAN
-----------	--------------------	---------------------------	------------------------------------	-----------------------------------	-------	---------------------------------------	-------	---------------------------------------	-----------------

T  
N  
S  
-TC

C

\$5,669

\$5,669/100 %

\$5,669

\$5,669/100 %

\$5,669/100 %

DB = DEBIT (NEGATIVE AMOUNT) \* = OTHER HUBS \*\* = ADJUSTED HUBS \*\*\* = DOLLARS REPORTED BUT NOT SHOWN IN THESE COLUMNS. SEE COVER LETTER PARA. 4  
T=TREASURY, N=NON-TREASURY, S=SUBCONTRACTOR FUNDS & PROCUREMENT CARD HUB PURCHASES, TC=TERM CONTRACT, C=CONSOLIDATED. SEE PAGE 4 OF HUB REPORT FOR FUND TYPE DESCRIPTION.

902-Comptroller Fiscal-Heavy Construction Unadjusted Goal is 11.9%

FUND TYPE	TOTAL EXPENDITURES	TOTAL SPENT WITH NON-HUBS AMOUNT/%	TOTAL SPENT WITH **ADJ. HUBS 9.6%	TOTAL SPENT WITH *OTHER HUBS 2.3%	ASIAN PACIFIC AMOUNT/%	BLACK AMOUNT/%	HISPANIC AMOUNT/%	NATIVE AMERICAN AMOUNT/%	*OTHER HUB GOAL 5.3% WOMAN AMOUNT/%
-----------	--------------------	------------------------------------	-----------------------------------	-----------------------------------	------------------------	----------------	-------------------	--------------------------	-------------------------------------

T  
N  
S  
-TC  
C

902-Comptroller Fiscal-Building Construction Unadjusted Goal is 24.1%

FUND TYPE	TOTAL EXPENDITURES	TOTAL SPENT WITH NON-HUBS	TOTAL SPENT WITH **ADJ. HUBS 25.1%	TOTAL SPENT WITH *OTHER HUBS 1.0%	BLACK	HISPANIC	WOMAN	ASIAN PACIFIC	NATIVE AMERICAN
-----------	--------------------	---------------------------	------------------------------------	-----------------------------------	-------	----------	-------	---------------	-----------------

T  
N  
S  
-TC  
C

902-Comptroller Fiscal-Special Trade Unadjusted Goal is 57.2%

FUND TYPE	TOTAL EXPENDITURES	TOTAL SPENT WITH NON-HUBS	TOTAL SPENT WITH **ADJ. HUBS 47.0%	TOTAL SPENT WITH *OTHER HUBS 10.2%	BLACK	HISPANIC	ASIAN PACIFIC	NATIVE AMERICAN	WOMAN
-----------	--------------------	---------------------------	------------------------------------	------------------------------------	-------	----------	---------------	-----------------	-------

T  
N  
S  
-TC  
C

902-Comptroller Fiscal-Professional Services Unadjusted Goal is 20.0%

FUND TYPE	TOTAL EXPENDITURES	TOTAL SPENT WITH NON-HUBS	TOTAL SPENT WITH **ADJ. HUBS 19.1%	TOTAL SPENT WITH *OTHER HUBS 1.0%	BLACK	HISPANIC	WOMAN	ASIAN PACIFIC	NATIVE AMERICAN
-----------	--------------------	---------------------------	------------------------------------	-----------------------------------	-------	----------	-------	---------------	-----------------

T  
N  
S  
-TC  
C

902-Comptroller Fiscal-Other Services Unadjusted Goal is 33.0%

FUND TYPE	TOTAL EXPENDITURES	TOTAL SPENT WITH NON-HUBS	TOTAL SPENT WITH **ADJ. HUBS 33.0%	ASIAN PACIFIC	BLACK	HISPANIC	NATIVE AMERICAN	WOMAN
-----------	--------------------	---------------------------	------------------------------------	---------------	-------	----------	-----------------	-------

T  
N  
S  
-TC  
C

902-Comptroller Fiscal-Commodity Purchasing Unadjusted Goal is 12.6%

FUND TYPE	TOTAL EXPENDITURES	TOTAL SPENT WITH NON-HUBS	TOTAL SPENT WITH **ADJ. HUBS 11.5%	TOTAL SPENT WITH *OTHER HUBS 1.1%	BLACK	HISPANIC	WOMAN	ASIAN PACIFIC	NATIVE AMERICAN
-----------	--------------------	---------------------------	------------------------------------	-----------------------------------	-------	----------	-------	---------------	-----------------

T  
N  
S  
-TC  
C

DB = DEBIT (NEGATIVE AMOUNT) \* = OTHER HUBS \*\* = ADJUSTED HUBS \*\*\* = DOLLARS REPORTED BUT NOT SHOWN IN THESE COLUMNS. SEE COVER LETTER PARA. 4  
T-TREASURY, N-NON-TREASURY, S-SUBCONTRACTOR FUNDS & PROCUREMENT CARD HUB PURCHASES, TC-TERM CONTRACT, C-CONSOLIDATED. SEE PAGE 4 OF HUB REPORT FOR FUND TYPE DESCRIPTION.

904-TEXAS FOOD AND FIBERS COMMISSION-Heavy Construction Unadjusted Goal is 11.8%

FUND TYPE	TOTAL EXPENDITURES	TOTAL SPENT WITH NON-HUBS AMOUNT/%	TOTAL SPENT WITH	TOTAL SPENT WITH	**ADJUSTED HUB GOAL 8.6%				*OTHER HUB GOAL 5.3%
			**ADJ. HUBS 8.6% AMOUNT/%	*OTHER HUBS 5.3% AMOUNT/%	ASIAN PACIFIC AMOUNT/%	BLACK AMOUNT/%	HISPANIC AMOUNT/%	NATIVE AMERICAN AMOUNT/%	WOMAN AMOUNT/%

T  
N  
S  
-TC

C

904-TEXAS FOOD AND FIBERS COMMISSION-Building Construction Unadjusted Goal is 28.1%

FUND TYPE	TOTAL EXPENDITURES	TOTAL SPENT WITH NON-HUBS	TOTAL SPENT WITH	TOTAL SPENT WITH	**ADJUSTED HUB GOAL 26.1%			*OTHER HUB GOAL 1.0%	
			**ADJ. HUBS 28.1%	*OTHER HUBS 1.0%	BLACK	HISPANIC	WOMAN	ASIAN PACIFIC	NATIVE AMERICAN

T  
N  
S  
-TC

C

904-TEXAS FOOD AND FIBERS COMMISSION-Special Trade Unadjusted Goal is 57.2%

FUND TYPE	TOTAL EXPENDITURES	TOTAL SPENT WITH NON-HUBS	TOTAL SPENT WITH	TOTAL SPENT WITH	**ADJUSTED HUB GOAL 47.0%		*OTHER HUB GOAL 10.2%		
			**ADJ. HUBS 57.0%	*OTHER HUBS 10.2%	BLACK	HISPANIC	ASIAN PACIFIC	NATIVE AMERICAN	WOMAN

T  
N  
S  
-TC

C

904-TEXAS FOOD AND FIBERS COMMISSION-Professional Services Unadjusted Goal is 20.0%

FUND TYPE	TOTAL EXPENDITURES	TOTAL SPENT WITH NON-HUBS	TOTAL SPENT WITH	TOTAL SPENT WITH	**ADJUSTED HUB GOAL 18.1%			*OTHER HUB GOAL 1.9%	
			**ADJ. HUBS 20.0%	*OTHER HUBS 1.9%	BLACK	HISPANIC	WOMAN	ASIAN PACIFIC	NATIVE AMERICAN

T  
N  
S  
-TC

C

904-TEXAS FOOD AND FIBERS COMMISSION-Other Services Unadjusted Goal is 23.0%

FUND TYPE	TOTAL EXPENDITURES	TOTAL SPENT WITH NON-HUBS	TOTAL SPENT WITH	**ADJUSTED HUB GOAL 23.0%				
			**ADJ. HUBS 23.0%	ASIAN PACIFIC	BLACK	HISPANIC	NATIVE AMERICAN	WOMAN

T  
N  
S  
-TC

C

904-TEXAS FOOD AND FIBERS COMMISSION-Commodity Purchasing Unadjusted Goal is 12.5%

FUND TYPE	TOTAL EXPENDITURES	TOTAL SPENT WITH NON-HUBS	TOTAL SPENT WITH	TOTAL SPENT WITH	**ADJUSTED HUB GOAL 11.5%			*OTHER HUB GOAL 1.1%	
			**ADJ. HUBS 12.5%	*OTHER HUBS 1.1%	BLACK	HISPANIC	WOMAN	ASIAN PACIFIC	NATIVE AMERICAN

T  
N  
S  
-TC

C

DE = DEBIT (NEGATIVE AMOUNT) \* = OTHER HUBS \*\* = ADJUSTED HUBS \*\*\* = DOLLARS REPORTED BUT NOT SHOWN IN THESE COLUMNS. SEE COVER LETTER PARA. 4  
T-TREASURY, N=NON-TREASURY, S-SUBCONTRACTOR FUNDS & PROCUREMENT CARD HUB PURCHASES, TC-TERM CONTRACT, C=CONSOLIDATED. SEE PAGE 4 OF HUB REPORT FOR FUND TYPE DESCRIPTION.

FUND TYPE	TOTAL EXPENDITURES	TOTAL SPENT WITH NON-HUBS AMOUNT/%	907-STATE ENERGY CONSERVATION OFFICE-Heavy Construction Unadjusted Goal is 11.9%		**ADJUSTED HUB GOAL 5.6%				*OTHER HUB GOAL 5.3% WOMAN AMOUNT/%
			TOTAL SPENT WITH **ADJ. HUBS 5.6% AMOUNT/%	TOTAL SPENT WITH *OTHER HUBS 5.3% AMOUNT/%	ASIAN PACIFIC AMOUNT/%	BLACK AMOUNT/%	HISPANIC AMOUNT/%	NATIVE AMERICAN AMOUNT/%	

T  
N  
S  
-TC

C

FUND TYPE	TOTAL EXPENDITURES	TOTAL SPENT WITH NON-HUBS	907-STATE ENERGY CONSERVATION OFFICE-Building Construction Unadjusted Goal is 25.1%		**ADJUSTED HUB GOAL 25.1%			*OTHER HUB GOAL 1.0%	
			TOTAL SPENT WITH **ADJ. HUBS 25.1%	TOTAL SPENT WITH *OTHER HUBS 1.0%	BLACK	HISPANIC	WOMAN	ASIAN PACIFIC	NATIVE AMERICAN

T  
N  
S  
-TC

C

FUND TYPE	TOTAL EXPENDITURES	TOTAL SPENT WITH NON-HUBS	907-STATE ENERGY CONSERVATION OFFICE-Special Trade Unadjusted Goal is 57.2%		**ADJUSTED HUB GOAL 47.0%		*OTHER HUB GOAL 10.2%		
			TOTAL SPENT WITH **ADJ. HUBS 47.0%	TOTAL SPENT WITH *OTHER HUBS 10.2%	BLACK	HISPANIC	ASIAN PACIFIC	NATIVE AMERICAN	WOMAN

T  
N  
S  
-TC

C

FUND TYPE	TOTAL EXPENDITURES	TOTAL SPENT WITH NON-HUBS	907-STATE ENERGY CONSERVATION OFFICE-Professional Services Unadjusted Goal is 20.0%		**ADJUSTED HUB GOAL 15.1%			*OTHER HUB GOAL 1.5%	
			TOTAL SPENT WITH **ADJ. HUBS 15.1%	TOTAL SPENT WITH *OTHER HUBS 1.5%	BLACK	HISPANIC	WOMAN	ASIAN PACIFIC	NATIVE AMERICAN

T  
N  
S  
-TC

C

FUND TYPE	TOTAL EXPENDITURES	TOTAL SPENT WITH NON-HUBS	907-STATE ENERGY CONSERVATION OFFICE-Other Services Unadjusted Goal is 33.0%		**ADJUSTED HUB GOAL 33.0%				
			TOTAL SPENT WITH **ADJ. HUBS 33.0%	ASIAN PACIFIC	BLACK	HISPANIC	NATIVE AMERICAN	WOMAN	

T  
N  
S  
-TC

C

FUND TYPE	TOTAL EXPENDITURES	TOTAL SPENT WITH NON-HUBS	907-STATE ENERGY CONSERVATION OFFICE-Commodity Purchasing Unadjusted Goal is 12.8%		**ADJUSTED HUB GOAL 11.5%			*OTHER HUB GOAL 1.1%	
			TOTAL SPENT WITH **ADJ. HUBS 11.5%	TOTAL SPENT WITH *OTHER HUBS 1.1%	BLACK	HISPANIC	WOMAN	ASIAN PACIFIC	NATIVE AMERICAN

T  
N  
S  
-TC

C

DB = DEBIT (NEGATIVE AMOUNT) \* = OTHER HUBS \*\* = ADJUSTED HUBS \*\*\* = DOLLARS REPORTED BUT NOT SHOWN IN THESE COLUMNS. SEE COVER LETTER PARA. 4  
T-TREASURY, N-NDM-TREASURY, S-SUBCONTRACTOR FUNDS & PROCUREMENT CARD HUB PURCHASES, TC-TERM CONTRACT, C-CONSOLIDATED. SEE PAGE 4 OF HUB REPORT FOR FUND TYPE DESCRIPTION.

**SECTION VIII - SUPPLEMENTAL REPORTS**

**(A) SUPPLEMENTAL SUMMARY LETTERS**



**SUPPLEMENTAL SUMMARY LETTERS  
FISCAL YEAR 2000 ANNUAL HUB REPORT**

<b>AGENCY NUMBER</b>	<b>NAME OF AGENCY</b>	<b>AGENCY NUMBER</b>	<b>NAME OF AGENCY</b>
224	Fourth Court of Appeals	721	University of Texas at Austin
234	Fourteenth Court of Appeals	723	University of Texas Medical Branch at Galveston
304	Comptroller of Public Accounts	724	University of Texas at El Paso
324	Texas Department of Human Services	727	Texas Transportation Institute
342	State of Texas Aircraft Pooling Board	729	University of Texas Southwestern Medical Center at Dallas
347	Texas Public Finance Authority	730	Texas Women's University
362	Texas Lottery Commission	731	Texas Woman's University
457	Texas State Board of Public Accountancy	732	Texas A&M University Kingsville
464	Texas Board of Professional Land Surveying	734	Lamar University-Beaumont
472	Structural Pest Control Board of Texas	736	University of Texas - Pan American
501	Texas Department of Health	738	University of Texas at Dallas
506	University of Texas MD Anderson Cancer Center	742	University of Texas of the Permian Basin
555	Texas Agricultural Extension Service	743	University of Texas - San Antonio
556	Texas Agricultural Experiment Station	744	University of Texas Houston
576	Texas Forest Service	745	University of Texas Health Science Center at San Antonio
577	Texas Animal Damage Control Service	747	University of Texas at Brownsville and Texas Southmost College
578	Texas Board of Veterinary Medical Examiners	751	Texas A & M University-Commerce
580	Texas Water Development Board	752	University of North Texas
601	Texas Department of Transportation	753	Sam Houston State University
655	Texas Department of Mental Health Mental Retardation	754	Southwestern Texas State University
696	Texas Department of Criminal Justice	755	Stephen F. Austin State University
709	Texas A & M University Health Science Center	756	Sul Ross University
710	Texas A & M University System	757	West Texas A & M University
711	Texas A & M University	759	University of Houston Clear Lake
712	Texas Engineering Experiment Station	760	Texas A & M University - Corpus Christi
714	University of Texas at Arlington	761	Texas A & M International University
715	Prairie View A&M University	763	University of North Texas Health Science Center at Forth Worth
716	Texas Engineering Extension Service	764	Texas A & M University - Texarkana
718	Texas A & M University - Galveston	765	University of Houston Victoria
719-2	Texas State Technical College Harlingen	785	University of Texas Health Science Center at Tyler
720	University of Texas System	789	Lamar Institute of Technology
<b>Total number of Supplemental Letters submitted: 62</b>			





## COURT OF APPEALS

FOURTH COURT OF APPEALS DISTRICT  
BEXAR COUNTY JUSTICE CENTER, SUITE 3200  
300 DOLOROSA  
SAN ANTONIO, TEXAS 78205-3037

PHIL HARDBERGER  
CHIEF JUSTICE

TOM RICKHOFF  
ALMA LOPEZ  
CATHERINE STONE  
PAUL W. GREEN  
SARAH B. DUNCAN  
KAREN ANGELINI  
JUSTICES

HERB SCHAEFER  
CLERK

TELEPHONE  
(210) 335-2635

FACSIMILE NO.  
(210) 335-2762

### Supplemental Summary for FY '00 Annual HUB Report for Agency #224

The Fourth Court of Appeals, Texas State Agency #224, recognizes the importance of conducting business with HUB vendors whenever possible.

As a Court, and a very small Texas State Agency, our opportunities to purchase from HUB vendors are limited.

Our largest expense, after salaries, is the purchase of law books for our Court's library. We use State-approved contract vendors for these purchases (our main vendor is West Group). We rarely have the choice of using a HUB vendor in buying law books.

The Office of Court Administration (OCA) in Austin has been granted funds by the State to purchase and/or lease major computer equipment for use by the fourteen Courts of Appeals in Texas. OCA uses HUB vendors whenever possible, in deciding the best computers for the Courts of Appeals to use. En Pointe Technologies, a woman-owned business, is our Court's main vendor for small computer purchases.

In purchasing other office equipment and supplies, our Court carefully considers price, quality of goods and services, and HUB status before making a choice of vendor. Our main vendor for office supplies is LNM, a woman-owned business. When purchasing office equipment (such as a copier) and the maintenance on that equipment, we use the catalogues of Texas-approved vendors. The maintenance agreement on our office's Time Stamp machine is held by a Hispanic male-owned company. The storage facilities for our old court records are owned by a woman.

The Fourth Court of Appeals is very conscious of its responsibility in spending the State's funds, and will continue to be careful and frugal in this area. We support the State efforts to purchase from HUB vendors.

Sincerely,

A handwritten signature in black ink, appearing to read "Herb Schaefer".

Herb Schaefer, Clerk  
Fourth Court of Appeals

PAUL C. MURPHY  
Chief Justice



EDWARD E. WELLS, JR.  
Clerk

LESLIE BROCK YATES  
MAURICE AMIDEI  
JOHN S. ANDERSON  
J. HARVEY HUDSON  
WANDA MCKEE FOWLER  
RICHARD H. EDELMAN  
DON WITTIG  
KEM THOMPSON FROST  
Justices

## Fourteenth Court of Appeals

1307 San Jacinto, 11th Floor  
Houston, Texas 77002

PHONE  
713-655-2800  
FAX  
713-650-8550

### Supplemental Summary for FY'00 Semi-Annual Report for Agency 234

The Fourteenth Court of Appeals has made good faith efforts to obtain bids and secure purchases with HUB vendors. However, most purchases that required bidding were appropriated by the Office of Court Administration through our Judicial Committee on Information Technology. The bids that were handled by our Court, included vendors that have graduated as HUB vendors. These include, but are not limited to, MHL Computer Systems and EnPointe Technologies. If you have any further questions, please feel free to contact me at (713) 655-2840.

Sincerely,

A handwritten signature in cursive script that reads "Ed Wells".

Ed Wells  
Clerk



# COMPTROLLER OF PUBLIC ACCOUNTS

P.O. BOX 13528  
AUSTIN, TX 78711-3528

## Supplemental Summary for the Fiscal 2000 Annual HUB Report for Agency 304

The Comptroller of Public Accounts continues to be fully committed to promoting the participation of Historically Underutilized Businesses (HUBs) in the agency's purchase orders and contracts to provide goods and services needed to support the agency's operations. Overall, we achieved 30.1 percent spent with HUBs in all categories.

In the Commodities category, we awarded several contracts to non-HUB prime contractors primarily for large information technology systems, products and services. These solicitations were advertised with a clear good faith effort to include HUBs in the procurements, however, most of these non-HUB primes do not include any subcontracting opportunities. Although we were short of the Adjusted Goal in this category, we exceeded the Unadjusted Goal because many of our HUB vendors are considered over-utilized in this category such as Asian Pacific American vendors.

In the Special Trade category, we spent \$237,680, only a small fraction of the total number of dollars spent annually of over \$44 million. Although all these contracts were competitively bid for work done on our facilities, primarily for electrical, cabling, and office construction, the low bidders were not underutilized HUBs and there was no HUB subcontracting. We have had bid participation from underutilized HUBs in this category, but have awarded based on price competition. In addition, the electrical vendor, which formerly had been a HUB, graduated from the program because they exceeded the size standard for this category. We continue making a good faith effort to be sure HUBs are aware of our solicitations when they are advertised and encourage all non-HUB primes to subcontract.

During the course of this fiscal year, the Comptroller's office has worked closely with the General Services Commission to implement and promote SB178, its intent and spirit. We have held two vendor conferences preparing for large contracts during which we called together prime contractors and hopeful subcontractors for networking and to train them about the new possibilities provided by SB178. In addition, the Comptroller's office incorporates the following activities to promote and confirm our commitment to the HUB Program, including:

- Internal policies requiring HUB subcontracting good faith effort guidelines and goals to be included in all written solicitations. This provides for greater awareness within the vendor community of the agency's commitment to the HUB Program and increases the possibility of HUBs participation.
- A version of the new HUB subcontracting plan is included on all formal solicitations over \$10,000 in addition to the full HUB Subcontracting Plan (HSP) being included in all solicitations over \$100,000, which began June 1, 2000.
- Participation in Economic Opportunity Forums and Purchasing Conferences held throughout the state.
- Participation in small business expos and procurement fairs throughout the state.
- Participation in the General Services Commission HUB Cooperative Meeting and HUB Discussion Group Meetings, to remain current on developments of the HUB program, especially resulting from implementation of SB178, 76<sup>th</sup> Legislature.
- Advertising in various minority news media publications to promote HUB participation in agency procurements.

The Comptroller's office will continue to strengthen its HUB program by working to increase opportunities for HUB participation in all categories pertaining to our agency.



**TEXAS**  
Department of  
Human Services

COMMISSIONER  
Eric M. Bost

**BOARD MEMBERS**  
David Herndon  
Chair, Austin  
Elizabeth D. Seale  
Vice Chair, San Antonio  
John A. Cuellar  
Dallas

**Supplemental Summary for the FY'00 Annual HUB Report for Agency 324**

Bill Jones  
Houston

Maintaining the theme "Partners for a Better Texas," TDHS placed special emphasis on outreach to the HUB community as listed below. Senate Bill 178 training was given to agency purchasing and contract staff throughout the state.

Terry Durkin Wilkinson  
Midland  
Carole Woodard  
Houston

We continue to concentrate our efforts to increase opportunities for minority and women-owned businesses by attending all GSC sponsored Economic Opportunity Forums. In addition, TDHS sponsored a HUB forum in Lubbock this year, and actively participated in the following events:

- San Antonio Chamber of Commerce "Meet the Buyers," San Antonio (9/17/99),
- Business Opportunity Symposium Series XII '99, Austin (9/30/99 - 10/2/99),
- University of Houston Clear Lake HUB Business Forum, Houston (10/5/99),
- Representative Dukes "Small Business Conference," Austin (9/6/99),
- City of Abilene Economics Center, Abilene (10/18/99),
- Starr County Business Summit, Edinburg (10/19/99),
- Minority Enterprise Development (MED) Week, McAllen (10/20/99 - 10/21/99),
- Hispanic Chamber of Commerce "Feria '99," Austin (10/21/99),
- City of Abilene Economics Center, Abilene (11/18/99),
- "Bringing Business & Political Leaders Together," Senator West, Houston (11/18/99),
- Government Procurement Connections, Houston (14 meetings on various dates),
- Texas Association of African American Chamber of Commerce, Austin (12/1/99),
- First Economic Opportunity Forum of the Millennium, Austin (1/20/00),
- Texas Department of Transportation DBE/HUB Liaison Meeting, Tyler (1/20/00),
- Evolution EXPO, El Paso (2/23/00 - 2/24/00),
- Building in the 21st Century, Edinburg (3/9/00),
- Central & South Texas Minority Business Council, San Antonio (3/23/00),
- Houston Business Women's EXPO, Houston (4/12/00),
- Minority Business EXPO, Houston (4/25/00),
- 7th Annual Contracting Opportunities Conference, Corpus Christi (4/26/00),
- University of Texas Vendor EXPO, Austin (4/26/00),
- 4th Annual Vendor/HUB Show, Huntsville (5/2/00),
- UT El Paso Procurement Fair, El Paso (5/23/00),
- El Paso Chamber of Commerce, El Paso (5/26/00),
- Congressman Martin Frost Federal Procurement Conference, Arlington (7/14/00),
- Representative Turner's Economic EXPO 2000, Lufkin (8/9/00),
- Senator West's The New HUB Game, Dallas (8/17/00),
- U.S. Department of Commerce/BOSS/MED Week 2000, Austin (8/23/00 - 8/26/00).

Questions regarding this report should be directed to Carol Kelly, Director of Business Services at (512) 438-3275.

Tom Phillips  
Deputy Commissioner  
Support Services Division

September 15, 2000



# State of Texas Aircraft Pooling Board

10835 Golf Course Road  
Austin, Texas 78719  
512-938-8900  
FAX 512-938-8169

*Bill Clayton, Chairman*  
Roy Q. Minton  
Scott E. Rozzell

*Executive Director*  
Jerry Daniels

*Ex-Officio Members:*  
Frank Vito  
State Auditors Office  
Dionicio Vidal "Sonny" Flores  
General Services Commission

## SUPPLEMENTAL SUMMARY FOR FY'2000 ANNUAL HUB REPORT FOR AGENCY #342

In accord with GSC Rule 111.13(d), the State Aircraft Pooling Board (SAPB) provides this supplemental letter to summarize and review its intent and good faith efforts to utilize HUB vendors.

Our semi-annual report recounted circumstances wherein one of our regular HUB vendors for aircraft parts had not been on the vendor list from December to February; thus, we were unable to include this primary HUB vendor in our count for a portion of the first half. We understand as of this writing that the same circumstance may have occurred during the second half of this fiscal year which has dropped our percentage below what we would have anticipated. In addition, the number of HUBs submitting all types of bids over \$2000 is shown as -0- on the "Report," since this same vendor accounts for a substantial part of our HUB business.


As previously reported, and as a continuing difficulty, suppliers of FAA-approved parts have limited availability, at best. The scarcity is magnified with availability of HUB vendors in this specialty area. Office supplies and like common items are routinely obtained through qualified HUB sources. During the second half of FY 2000, we were able to contact 3 new HUB vendors. The average percentage of total dollars awarded to HUB vendors, excluding our primary vendor, during this second half was approximately 2%. During the second half, 46 purchase orders went to HUBs out of 680.

We continue to seek qualified HUB vendors who may supply FAA-approved aircraft parts for the continued maintenance and assured safety of the State's aircraft. We look for any assistance that might be provided to our agency in this regard.

Further questions on this matter may be directed to:

Jerry Daniels  
Executive Director  
State Aircraft Pooling Board

at the above address or phone number. Thank you.

  
Jerald A. Daniels  
Executive Director



# Texas Public Finance Authority

## Board of Directors:

Daniel H. Branch, Chairman  
Daniel T. Serna, Vice Chairman  
Cynthia L. Meyer, Secretary  
Helen Huey  
John C. Kerr  
H.L. Bert Mijares Jr.

Kimberly K. Edwards  
Executive Director



Post Office Box 12906  
Austin, Texas 78711-2047  
Telephone: (512) 463-5544

300 West 15<sup>th</sup> Street, Suite 411  
Austin, Texas 78701  
Telefacsimile: (512) 463-5501  
[www.tpfa.state.tx.us](http://www.tpfa.state.tx.us)

## Supplemental Summary for the FY 2000 Annual HUB Report for Agency 347

In compliance with SB178, Acts, 76<sup>th</sup> Legislature, the Board of the Authority has adopted more detailed procedures for HUB participation goals which incorporate and are consistent with GSC's rules. These procedures are also included in the Authority's strategic plan. The Authority's goals are reflected in its underwriting policies for negotiated and competitively bid bond sales. During the reporting period, the Authority conducted three competitive bond sales and two negotiated sales. For negotiated underwritings, the Board has selected a pool of 26 firms, of which 6 are HUB certified and 3 are minority owned. Six HUB or minority owned firms were included in the selling syndicates on the 2 negotiated bond transactions. A HUB firm served as the senior managing underwriter on one transaction, collecting 38.18% of the underwriting fees for the transaction. Ten HUB or minority owned firms participated in the competitive bidding process, and one HUB firm was a member of the winning syndicate. Underwriting fees are netted from bond proceeds prior to the state's receipt of them and, therefore, they are not reflected in the Annual HUB report. Under the Authority's contracts for professional services required for bond issues, 25% of the work and compensation for financial advisory services goes to the Authority's HUB co-financial advisor, and at least 30% of the legal work and compensation goes to HUB Co-Bond Counsel. A HUB firm served as lead counsel on one bond issue closed during this period. The Authority reports expenditures related to bond issues to the Bond Review Board on a per issue basis, 60 days after the closing of the bonds.

The Authority makes expenditures related to the issuance and on-going administration of a bond issue to paying agents, which are commercial banks, rating agencies, and property and casualty insurance companies. To date, no HUB firms have been identified that provide paying agent, bond rating or property and casualty insurance services. In cases where the Authority has the discretion in selecting payees, the Authority makes a good faith effort to include HUBs. An example of this effort is reflected in the Authority's General Obligation Commercial Paper Program (the "GOCP"). The remarketing agreement was amended in 1998 so that a HUB firm will remarket a portion of the GOCP. As of August 31, 2000, the HUB firm remarkets \$34.8 million of the total \$407.8 million of outstanding commercial paper.

The Authority is committed to purchasing goods and services from certified HUB's and the agency continues to utilize the GSC Centralized Master Bidders List to locate available HUB vendors. The Authority's efforts are reflected in the percentage paid to certified HUB vendors. The Authority paid 19.99% of its total administrative expenditures to certified HUB vendors for the period September 1, 1999 thru August 31, 2000.

Kimberly K. Edwards  
Executive Director

RECEIVED

SEP 15 2000

HUB PROGRAM





**Texas Lottery Commission**

P.O. Box 16630

Austin, Texas 78761-6630

Phone (512) 344-5000 • FAX (512) 478-3682 Bingo FAX (512) 344-5142

www.txlottery.org • www.txbingo.org



William L. Atkins  
Director


**Supplemental Summary for Fiscal Year 2000 Annual HUB Report for Agency No. 362**

The Texas Lottery Commission (Commission) is committed to the utilization of Historically Underutilized Businesses (HUBs) and minority-owned firms through contracting directly or indirectly through subcontracting opportunities. During fiscal year 2000, the Commission and its prime contractor/vendors procured over \$6 Million in goods and services from HUBs. The Commission, with the assistance of its Minority Development Services Division, promotes opportunities for HUBs by identifying the types of contract and subcontract opportunities that are available, and recruiting HUBs that may assist us in meeting our goals. Our "good faith efforts" under the State's HUB Program included the following:

- Adopted the General Services Commission's (GSC) HUB Rules as our own rules to ensure compliance with the requirements of Senate Bill (SB) 178;
- Developed a new Minority Development Services Division; recruited and hired a new Division Director to effectively implement the requirements of the GSC's HUB Rules and the Texas Lottery Act;
- Participated on the GSC's HUB Discussion Group, consisting of over 35 state agencies, to implement the requirements of SB 178 through the GSC HUB Rules;
- Awarded contracts of approximately **\$871,775** to women and/or minority-owned businesses that were not successfully certified as HUBs, but are minority firms, which may be included in the Commission's Annual Minority Participation Report that is submitted to the Executive branches of government;
- Awarded the Commission's Minority Market Advertising Services Contract in the amount of **\$7,407,820** to a HUB. Only **\$2,903,735** was actually paid during FY 2000.
- Represented the Commission at GSC sponsored HUB Cooperative Committee meetings on a quarterly basis to recommend enhancements to the statewide HUB Program and increase HUB participation;
- Attended and participated in Statewide Economic Opportunity Forums;
- Made contract opportunities of over \$25,000 available on the Texas Marketplace and to vendors requesting contract information;
- Initiated contact with decertified HUBs and assisted them with the GSC's recertification process; and
- Provided assistance to prime vendors in locating HUB vendors for potential subcontracting opportunities.

The Commission is unique among state agencies and operates as a state enterprise fund. There are several specialized contracting services that account for our largest expenditures. One specific service is our Lottery Operator contract, which is entirely dependent on the sale of Lottery tickets. Therefore, when Lottery ticket sales increase, our total expenditures increase. When this occurs, our overall percentages of HUB utilization may decrease. To increase participation, our efforts are to work collectively with our prime contractors/vendors to develop strategies that foster diversity and inclusion.

The Commission supports the State of Texas HUB Program and will continue to research and identify ways to improve HUB participation. Should you have any questions regarding our good faith efforts, please contact Mr. Robert L. Hall, Director of Minority Development Services at (512) 344-5292.

  
Linda Cloud  
Executive Director





# Texas State Board of Public Accountancy

333 Guadalupe, Tower III Suite 900, Austin, Texas 78701-3900

William Treacy, Executive Director

## Supplemental Summary for FY 2000 Annual HUB Report for Agency 457

The expenditures for the Texas Historically Underutilized Business (HUB) Report for the 2000 Annual Fiscal Year will not be available from your agency until September 28, 2000, but the Texas State Board of Public Accountancy wishes to make the following information from FY 99 available to you. The legislation applicable to this period of time, the *Public Accountancy Act of 1991, as amended, effective September 1, 1993, (the Act), Article 41a-1, T R.C.S.A., Section 15, Examinations, Reexaminations, and Fees* provides:

*(a) All examinations provided by this Act shall be conducted by the board...The board as it considers appropriate may use all or part of the Uniform CPA Examination and any related service available from the American Institute of Certified Public Accountants or, if it would result in a greater degree of reciprocity with the examination results of other states, the National Association of State Boards of Accountancy...*

House Bill No. 1 (General Appropriations Act), Seventy-fifth Legislature, R.S., Article VIII, Section 1, Board of Public Accountancy, 3. Purchase of Examinations provides:

*The amount appropriated above in Strategy A.1.2., Examination, shall be expended solely for the purpose of purchasing and grading of the Uniform CPA Examination from the American Institute of Certified Public Accountants.*

For the fiscal year ending August 31, 1999 of the Board's \$807,734 in total expenditures (consolidated funds) reported on the HUB Report, \$554,410 was paid to the American Institute of Certified Public Accountants. Excluding this amount from the total expenditures provides for 16.37% spent with certified HUBs. This compares favorably with the statewide average of 12.56%.

We believe that, because of the provisions in the Public Accountancy Act and the General Appropriations Act, this adjustment provides an equitable perspective of this agency's expenditures with certified HUBs. If you need more information, please call me at (512) 305-7800.

Sincerely,

TEXAS STATE BOARD OF  
PUBLIC ACCOUNTANCY

Alan Hermanson  
Director of Administrative Services/CFO  
September 15, 2000

MR:2000HUB#2

Administration/  
Accounting  
(512) 305-7800

Automated  
Information  
(512) 305-7870

CPE  
(512) 305-7844

Enforcement  
(512) 305-7866

Licensing  
(512) 305-7853

Qualifications  
(512) 305-7850  
(512) 305-7851

Quality  
Review  
(512) 305-7853

FAX  
(512) 305-7875  
(512) 305-7854

An equal opportunity, affirmative action employer





# TEXAS BOARD OF PROFESSIONAL LAND SURVEYING

7701 North Lamar, Suite 400 Austin, Texas 78752 (512) 452-9427 FAX (512) 452-7711

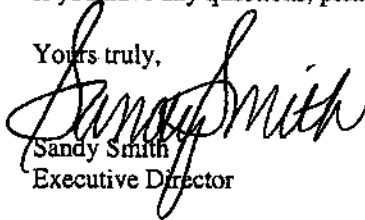
## Supplemental Summary for FY 00 Annual HUB Report for Agency 464

The Board of Professional Land Surveying is a small agency of four employees. Office supplies are purchased at the General Services Commission Central Supply Store. It is our understanding items at the Central Supply Store are purchased from HUB vendors. The agency purchases office supplies that are not available at the Central Store from HUB vendors. The majority of the printing for the agency is done by the House of Representatives Print Shop. The agency utilizes a HUB vendor for printing jobs House Print Shop cannot do.

In an effort to increase the agency's HUB performance, the staff will continue to give HUB vendors priority consideration for all purchasing needs.

If you have any questions, please contact Lois Coleman at 452-9427 for assistance.

Yours truly,

  
Sandy Smith  
Executive Director

**Structural Pest Control Board**  
**1106 Clayton Lane, Suite 100 LW**  
**Austin, Texas 78723-1066**  
**Tel: 512-451-7200**  
**Fax: 512-451-9400**  
**Website: [www.spcbtx.org](http://www.spcbtx.org)**  
**Email: [spcb@spcbtx.org](mailto:spcb@spcbtx.org)**

**Supplemental Summary for FY 2000 Annual HUB Report For Agency 472**

On all purchases, the SPCB strives to obtain bids from HUB certified vendors and awards bids based on comparability and price. The majority of all purchasing done by our agency falls under our "delegated purchasing authority." For purchases that do not require quotes or bids our agency attempts to first procure the goods or services from HUB certified vendors. In addition, in order to meet General Services Commission's adjusted HUB goals for our agency, when bidding is required, our agency will solicit, at least two thirds of all bids from HUB certified vendors. When the quality of goods and services offered by HUB certified vendors is comparable and is the "Best Value" for the State of Texas, our agency will award the bid to HUB certified vendors.


A summary is listed below showing the number of bids solicited and contracts awarded:

Description	Total	Non Hub	Hub Total	Asian		Black		Hispanic		Am. Indian		WO
				M	F	M	F	M	F	M	F	
<b>Bids Solicited</b>	191	110	81	6	2	7	0	6	4	0	5	45
<b>Bids Awarded</b>	131	105	26	0	0	0	0	0	1	0	0	25

During FY 2000, our agency's overall HUB goals were not met due to the following: (1) Lack of HUB bids and quotes in which the goods and services offered were comparable in value; (2) Lack of response from HUB vendors.

If you have any questions regarding this report, please contact Ms. Dianna Offen-Anderson at (512) 451-7200 or e-mail: [dianna.offen-anderson@spcbtx.org](mailto:dianna.offen-anderson@spcbtx.org).

Sincerely,



Benny Mathis  
Executive Director

BM:doa  
Attachment



## Texas Department of Health

William R. Archer III, M.D.  
Commissioner

<http://www.tdh.state.tx.us>

1100 West 49th Street  
Austin, Texas 78756-3199  
512/458-7111

Charles E. Bell, M.D.  
Executive Deputy Commissioner

### **Supplemental Summary for the FY '2000 Semi-Annual HUB Report (Agency Code 501)**

#### **Texas Medicaid Managed Care Contracts**

On August 31, 2000 the Texas Department of Health (TDH) completed its fifth year of contracting with Health Maintenance Organizations (HMOs) to provide health insurance for medicaid recipients. TDH has implemented contracts with HMO's in Bexar, Travis, Tarrant, Lubbock, Dallas and Harris Counties. Early fiscal year 2000, TDH implemented contracts with HMOs in El Paso County.

The TDH HUB office has been very involved with the HMOs during the past six months, ensuring that they make a good faith effort to contract with HUBs and other minority and women-owned businesses. In January of this year, TDH sponsored a vendor training day in Austin in conjunction with the General Services Commission (GSC) and several other agencies. This training day provided an opportunity for HUB vendors to meet face-to-face with TDH purchasing representatives and receive vendor contact information for the HMOs. A representative of GSC was on hand to encourage women and minority owned businesses to certify as HUBs. As a result of these good faith efforts, the HMOs reported a total of \$59,078,188 of HUB subcontracting participation during the first three quarters of FY 2000. HMOs also reported a total of \$21,664,825.48 of HUB subcontracting during the last quarter of FY 99. This figure includes expenditures paid to certified HUBs and women and/or minority-owned businesses. While the TDH HUB office has worked with HMO representatives to encourage HUB qualified businesses to become certified with the state, this remains a major challenge for us, especially in the professional services area.

As TDH expands its Medicaid Managed Care contracts to other counties in Texas, the TDH HUB office will continue to ensure that HUBs and women and minority-owned businesses have an opportunity to participate. Questions concerning the TDH HUB Program should be directed to the HUB Program Coordinator at 1-800-243-7487.

Sincerely,

Rolando Garza, Associate Commissioner  
Human Resources and Support

THE UNIVERSITY OF TEXAS  
MD ANDERSON  
CANCER CENTER

**Supplemental Summary FY00 Annual Report HUB Report For Agency 506**

In July 2000, *U. S. News & World Report* ranked The University of Texas M. D. Anderson as number one on their list of the best cancer centers nationwide. We are the only hospital in Texas to receive the number one ranking in any medical specialty. Our mission is one of eliminating cancer through patient care, research, education and prevention.

This summary serves as a supplement to the Historically Underutilized Business (HUB) Annual Report for the period of 9/1/99 through 8/31/00 for the University of Texas M. D. Anderson Cancer Center. Detailed within is a brief overview of M. D. Anderson's most notable accomplishments for this period.

M. D. Anderson's Mentor-Protégé Program was designed to assist HUB entrepreneurs in recognizing and overcoming their potential business weaknesses, including contract development, contract negotiations, and billing. Monetary gains are not the focus of a mentoring program, nor is there any guarantee of business. Our program includes educating our proteges through an orientation to M. D. Anderson's business structure; in turn, our proteges educate us on their business. During the five years since its inception, our Mentor-Protégé Program has assisted six vendors in expanding their business potential. This year we assisted GSC in developing the State's Mentor-Protégé Program and successfully began our first Mentor-Protégé relationship as defined within Section 2161.065.

Many of M. D. Anderson's purchases are made through Premier Inc., our group buying alliance affiliate, in keeping with a 'best value, best price' purchasing scope. When feasible, HUB subcontracting is pursued on these contracts. All purchases of \$100,000 or more are reviewed for inclusion of potential subcontracting requirements where appropriate. M. D. Anderson exceeds the goals in the areas of professional services and special trade, at 16.27% and 59.12% respectively.


While complying with very short response requirements, daily efforts are made by the HUB staff to interact with HUBs: a.) We work with the purchaser and, if necessary, assist the HUBs in obtaining State HUB certification, since awarded HUBs do not always possess current certification. b.) In an effort to increase our HUB utilization and improve the quality of our vendor database, only State certified HUB are currently being added. The exception is that a vendor specified by a purchaser will always be added to the database. On average, ten HUBs per month are added to our vendor list. c.) Staff interfaces with an average of ten vendors per month regarding certification queries. d.) Large institutions such as ours are further challenged to meet their HUB goals under new certification qualifications. Many HUB subcontracting opportunities for our prime vendors are located out of state and no longer qualify as HUBs in Texas. e.) Only HUB certified vendors are referred for subcontracting. f.) Our expenditures with certified HUBs reflect 74% of our HUB expenditures.

The following HUB non-capacity expenditures have been identified for the commodity and professional service categories:

Hospital/Medical Equipment:	\$ 12,235,957	Health Services -Professional:	\$ 1,369,093
Laboratory Reagents:	\$116,020,004	Mainframe Equipment:	\$ 7,388,002
Equipment Maintenance:	\$ 1,022,073		
<b>TOTAL HUB NON-CAPACITY</b>			<b>\$138,935,129</b>

M. D. Anderson Cancer Center submits this information as an addendum to more accurately reflect M. D. Anderson's progress in support of the State of Texas HUB Program.

Please address any question to Marian Nimon, HUB Coordinator at 713-794-4818.



Michael J. Best, Vice President, Business Affairs & Controller  
TEXAS MEDICAL CENTER



# The Agriculture Program

THE TEXAS A&M UNIVERSITY SYSTEM

Jack K. Williams Administration Bldg., Suite 113

2142 TAMU College Station, Texas 77843-2142

Phone 979.845.4747 Fax 979.845.9938 <http://agprogram.tamu.edu>

Office of the Vice Chancellor for Agriculture and Life Sciences

September 12, 2000

**SUBJECT:** Supplemental Summary for FY 2000 Annual Hub Report,  
Agencies 555, 556, & 577

The Texas Agricultural Experiment Station (TAES), Texas Agricultural Extension Service (TAEX), and Texas Wildlife Damage Management Service (TWDMS), remain committed to increasing the economic opportunities for Historically Underutilized Businesses. We created a full time HUB Coordinator position to give us an individual whose time would be dedicated to the increasing access and utilization of HUBs in the procurement process. In the second half of FY 2000, we have participated in the following Economic Opportunity Forums:

1. Doing Business in the Millennium and Beyond, Dallas, April 6, 2000
2. Government Procurement Connections 2000, Houston, April 25, 2000
3. Business Opportunities in the High Plains, Lubbock, May 10, 2000
4. EXPO 2000, Lufkin, August 8-9, 2000
5. BOSS XIV Conference, Austin, August 25, 2000

In cooperation with the Texas Forest Service, Texas Transportation Institute, and the Texas Engineering Experiment Station, we are developing a Mentor-Protégé Program. "Purchasing From the Inside", focusing on how to do business with state agencies, will be presented in College Station in October 2000. In addition, this vendor outreach program will be extended to our Research and Extension Centers across the state during FY 2001 to foster relationships with local HUB vendors where these centers are located. These presentations will help certify new HUBs and identify potential Protégés and their needs and allow us to match them with Mentors.

We continue to provide training to our agency faculty and staff in an effort to increase their awareness and utilization of HUBs in the procurement of all goods and services, especially for those items not requiring competitive bid procedures. Our new Basic Purchasing training presentation contains a heavy emphasis on HUB vendor solicitation. An analysis of purchases made by departments attending training in the second half of FY 2000 shows that our training has generated an increase in HUB solicitations and awards. This new training program will be extended to our Centers in FY 2001. The distribution of a Small Order Distributors List to our offices in College Station and Bryan, that includes HUB vendors in State Highway District 17, has also increased the number of solicitations sent to HUB vendors. A list for each State Highway District is under development for distribution to our Centers.

Our participation in the HUB Coop Meetings and the HUB Discussion Group Meetings provides additional, important opportunities to network with other state agencies and share strategies for improving HUB participation in the procurement process.

Sincerely,

Sara D. Rawls  
HUB Coordinator  
Agricultural Program Purchasing  
(979) 845-6471  
[s-rawls@tamu.edu](mailto:s-rawls@tamu.edu)

Ronald W. Jackson  
Assistant Director for  
Budget and Reporting  
Agriculture Program

#### Universities

Prairie View A&M University—College of Agriculture and Human Sciences,  
Cooperative Agricultural Research Center, and Cooperative Extension Program  
Tarleton State University—College of Agriculture and Technology  
Texas A&M University—College of Agriculture and Life Sciences, College of Veterinary Medicine  
Texas A&M University—Commerce—Department of Agricultural Sciences  
Texas A&M University—Kingsville—Department of Agriculture and Human Sciences  
West Texas A&M University—College of Agriculture, Nursing, and Natural Sciences

#### Agencies

Texas Agricultural Experiment Station  
Texas Agricultural Extension Service  
Texas Forest Service  
Texas Veterinary Medical Diagnostic Laboratory  
Texas Wildlife Damage Management Service



# The Agriculture Program

THE TEXAS A&M UNIVERSITY SYSTEM

Jack K. Williams Administration Bldg., Suite 113  
2142 TAMU College Station, Texas 77843-2142

Phone 979.845.4747 Fax 979.845.9938 <http://agprogram.tamu.edu>

Office of the Vice Chancellor for Agriculture and Life Sciences

September 12, 2000

**SUBJECT:** Supplemental Summary for FY 2000 Annual Hub Report,  
Agencies 555, 556, & 577

The Texas Agricultural Experiment Station (TAES), Texas Agricultural Extension Service (TAEX), and Texas Wildlife Damage Management Service (TWDMS), remain committed to increasing the economic opportunities for Historically Underutilized Businesses. We created a full time HUB Coordinator position to give us an individual whose time would be dedicated to the increasing access and utilization of HUBs in the procurement process. In the second half of FY 2000, we have participated in the following Economic Opportunity Forums:

1. Doing Business in the Millennium and Beyond, Dallas, April 6, 2000
2. Government Procurement Connections 2000, Houston, April 25, 2000
3. Business Opportunities in the High Plains, Lubbock, May 10, 2000
4. EXPO 2000, Lufkin, August 8-9, 2000
5. BOSS XIV Conference, Austin, August 25, 2000

In cooperation with the Texas Forest Service, Texas Transportation Institute, and the Texas Engineering Experiment Station, we are developing a Mentor-Protégé Program. "Purchasing From the Inside", focusing on how to do business with state agencies, will be presented in College Station in October 2000. In addition, this vendor outreach program will be extended to our Research and Extension Centers across the state during FY 2001 to foster relationships with local HUB vendors where these centers are located. These presentations will help certify new HUBs and identify potential Protégés and their needs and allow us to match them with Mentors.

We continue to provide training to our agency faculty and staff in an effort to increase their awareness and utilization of HUBs in the procurement of all goods and services, especially for those items not requiring competitive bid procedures. Our new Basic Purchasing training presentation contains a heavy emphasis on HUB vendor solicitation. An analysis of purchases made by departments attending training in the second half of FY 2000 shows that our training has generated an increase in HUB solicitations and awards. This new training program will be extended to our Centers in FY 2001. The distribution of a Small Order Distributors List to our offices in College Station and Bryan, that includes HUB vendors in State Highway District 17, has also increased the number of solicitations sent to HUB vendors. A list for each State Highway District is under development for distribution to our Centers.

Our participation in the HUB Coop Meetings and the HUB Discussion Group Meetings provides additional, important opportunities to network with other state agencies and share strategies for improving HUB participation in the procurement process.

Sincerely,

Sara D. Rawls  
HUB Coordinator  
Agricultural Program Purchasing  
(979) 845-6471  
[s-rawls@tamu.edu](mailto:s-rawls@tamu.edu)

Ronald W. Jackson  
Assistant Director for  
Budget and Reporting  
Agriculture Program

---

#### Universities

Prairie View A&M University—College of Agriculture and Human Sciences,  
Cooperative Agricultural Research Center, and Cooperative Extension Program  
Tarlton State University—College of Agriculture and Technology  
Texas A&M University—College of Agriculture and Life Sciences, College of Veterinary Medicine  
Texas A&M University—Commerce—Department of Agricultural Sciences  
Texas A&M University—Kingsville—Department of Agriculture and Human Sciences  
West Texas A&M University—College of Agriculture, Nursing, and Natural Sciences

#### Agencies

Texas Agricultural Experiment Station  
Texas Agricultural Extension Service  
Texas Forest Service  
Texas Veterinary Medical Diagnostic Laboratory  
Texas Wildlife Damage Management Service



## Supplemental Summary for FY'00 Annual HUB Report for Agency 576

The following summary of activities demonstrate the Texas Forest Service's good faith efforts to improve the participation of HUB's in the agency's purchasing and contracting functions.

As a TAMU System component, the Texas Forest Service (TFS) participates in the TAMU HUB Advocacy Program in order to enhance the agency's good faith efforts. Also, as a TAMU System component, TFS construction and renovations projects are undertaken in accordance with procedures set forth in the Texas A&M University System Procedures for Physical Plant Construction Projects, which include procedures for HUB participation.

TFS policy requires all delegated purchases of commodities and services to be accomplished in accordance with adopted General Services Commission's (GSC) rules in a effort to maximize contracting opportunities with HUBs. TFS Purchasing Procedures (supplement to TAMUS System Policies) sets forth guidelines for personnel to follow to ensure maximum opportunity to certified HUB vendors.

The TFS Purchasing Office continues to instruct and work with agency departments in utilizing GSC's CMBL/HUB vendor list in order to increase the number of HUB vendors solicited and awarded non-competitive spot purchases of less than \$2,000. The Purchasing Office also continues to maintain and utilize it's in-house computer program to monitor the number of HUB bid request solicited, number of HUB responses received and number of awards made to HUB's.

Ongoing TFS out-reach efforts continue the agency's commitment to increase opportunities for HUB's. In cooperation with the Texas Agricultural Extension Service, the Texas Engineering Experiment Station, and the Texas Transportation Institute, the TFS is currently developing a group agency Mentor-Protégé Program that will assist HUB's and potential HUB's on how to do business with these agencies. This program's first forum, "Purchasing From The Inside" is scheduled for October 2000 in College Station, TX. In order to foster relationships with local HUB's, during FY 2001 this program will be extended to other parts of the state where these agencies have departmental/field office locations.

As part of the agency's out-reach efforts, the TFS participated in the following for FY2000:

(1) Sixth Annual Forum of Economic Opportunities in Houston, TX - Dec. 8, 1999, (2) First Economic Opportunity Forum of the New Millennium in Austin, TX - Jan. 20, 2000, (3) Doing Business in the Millennium and Beyond in Dallas, TX - April 6, 2000, (4) Government Procurement Connections 2000 in Houston, TX - April 25, 2000, (5) Fourth Annual Vendor/Hub Show in Huntsville, TX - May 2, 2000, (6) Second Congressional District Economic Opportunity EXPO 2000 in Lufkin, TX - Aug. 9, 2000

During FY 2000 the TFS was able to renew two major contracts with HUB vendors. The renewals were to Cutting Edge Communications, a certified HUB and Garcia Forestry, a non-certified minority-owned business.

Due to a severe wildfire season throughout the State of Texas this year the TFS had to execute numerous emergency purchases to support agency operations during Emergency Response Operations. These operations have to be expedited immediately upon wildfire occurrence and usually occur in remote areas of the state. These emergency conditions frequently cause situations where adequate HUB sources are not available within the time frames and locations required by the agency's emergency operations.

Sincerely,

Tom Boggus  
Associate Director



# The Agriculture Program

THE TEXAS A&M UNIVERSITY SYSTEM

Jack K. Williams Administration Bldg., Suite 113  
2142 TAMU College Station, Texas 77843-2142

Phone 979.845.4747 Fax 979.845.9938 <http://agprogram.tamu.edu>

Office of the Vice Chancellor for Agriculture and Life Sciences

September 12, 2000

**SUBJECT:** Supplemental Summary for FY 2000 Annual Hub Report,  
Agencies 555, 556, & 577

The Texas Agricultural Experiment Station (TAES), Texas Agricultural Extension Service (TAEX), and Texas Wildlife Damage Management Service (TWDMS), remain committed to increasing the economic opportunities for Historically Underutilized Businesses. We created a full time HUB Coordinator position to give us an individual whose time would be dedicated to the increasing access and utilization of HUBs in the procurement process. In the second half of FY 2000, we have participated in the following Economic Opportunity Forums:

1. Doing Business in the Millennium and Beyond, Dallas, April 6, 2000
2. Government Procurement Connections 2000, Houston, April 25, 2000
3. Business Opportunities in the High Plains, Lubbock, May 10, 2000
4. EXPO 2000, Lufkin, August 8-9, 2000
5. BOSS XIV Conference, Austin, August 25, 2000

In cooperation with the Texas Forest Service, Texas Transportation Institute, and the Texas Engineering Experiment Station, we are developing a Mentor-Protégé Program. "Purchasing From the Inside", focusing on how to do business with state agencies, will be presented in College Station in October 2000. In addition, this vendor outreach program will be extended to our Research and Extension Centers across the state during FY 2001 to foster relationships with local HUB vendors where these centers are located. These presentations will help certify new HUBs and identify potential Protégés and their needs and allow us to match them with Mentors.

We continue to provide training to our agency faculty and staff in an effort to increase their awareness and utilization of HUBs in the procurement of all goods and services, especially for those items not requiring competitive bid procedures. Our new Basic Purchasing training presentation contains a heavy emphasis on HUB vendor solicitation. An analysis of purchases made by departments attending training in the second half of FY 2000 shows that our training has generated an increase in HUB solicitations and awards. This new training program will be extended to our Centers in FY 2001. The distribution of a Small Order Distributors List to our offices in College Station and Bryan, that includes HUB vendors in State Highway District 17, has also increased the number of solicitations sent to HUB vendors. A list for each State Highway District is under development for distribution to our Centers.

Our participation in the HUB Coop Meetings and the HUB Discussion Group Meetings provides additional, important opportunities to network with other state agencies and share strategies for improving HUB participation in the procurement process.

Sincerely,

Sara D. Rawls  
HUB Coordinator  
Agricultural Program Purchasing  
(979) 845-6471  
[s-rawls@tamu.edu](mailto:s-rawls@tamu.edu)

Ronald W. Jackson  
Assistant Director for  
Budget and Reporting  
Agriculture Program

#### Universities

Prairie View A&M University—College of Agriculture and Human Sciences,  
Cooperative Agricultural Research Center, and Cooperative Extension Program  
Tarleton State University—College of Agriculture and Technology  
Texas A&M University—College of Agriculture and Life Sciences, College of Veterinary Medicine  
Texas A&M University—Commerce—Department of Agricultural Sciences  
Texas A&M University—Kingsville—Department of Agriculture and Human Sciences  
West Texas A&M University—College of Agriculture, Nursing, and Natural Sciences

#### Agencies

Texas Agricultural Experiment Station  
Texas Agricultural Extension Service  
Texas Forest Service  
Texas Veterinary Medical Diagnostic Laboratory  
Texas Wildlife Damage Management Service





# TEXAS STATE BOARD OF VETERINARY MEDICAL EXAMINERS

RON ALLEN, EXECUTIVE DIRECTOR

## SUPPLEMENTAL SUMMARY FOR THE FY00 ANNUAL HUB REPORT FOR AGENCY #578

The Texas Board of Veterinary Medical Examiners has a unique purchasing situation regarding the purchase and grading of national examinations from the Professional Examination Service, a non-profit organization. The estimated cost for purchasing and grading exams is \$50,000 annually. This represents a large expenditure for a small agency--approximately 8% of our total budget. When this is paid, the voucher is coded with comptroller object 7300, "Consumables". This object code was included in the Texas Disparity Study and is used when calculating our agency's percentage of expenditures with HUBs under the category of "Commodities". This is a proprietary situation--PES is the sole source for these exams. According to our figures, using this method of calculation, our HUB expenditures for fiscal year 2000 are as follows:

HUB Expenditures:	\$ 8,363
Total Delegated Expenditures:	\$115,569
HUB Percentage:	7.2%

In fiscal year 2000, \$58,925 was expended for national exams. If this amount is deducted from the total delegated expenditures, then the HUB percentage is very different:

HUB Expenditures:	\$ 8,363
Total Delegated Expenditures	\$56,644
HUB Percentage:	14.8%

We believe this percentage is more representative of our efforts to award purchase orders to HUBs than the computerized report from the General Services Commission will indicate. In addition, \$1,677 was paid to women or minority-owned businesses that are not certified as HUBs. Expenditures of \$2,287 were made to graduated HUBs. The agency also utilizes other state agencies whenever possible. This reduces purchase orders awarded to HUBs, but increases utilization of state resources.

### HUBS Submitting Bids and/or Proposals


Ethnic & Gender Categories	AS		BL		HI		NA		WO	Total
	M	F	M	F	M	F	M	F	F	
Number of HUB Bids/Proposals Recd	2	0	4	2	6	0	0	0	22	36

### Number of Contracts Awarded to HUBS

Ethnic & Gender Categories	AS		BL		HI		NA		WO	Total
	M	F	M	F	M	F	M	F	F	
Number of Contracts Awarded	2	0	3	1	0	0	0	0	14	20

Legend: AS=Asian Pacific; BL=Black; HI=Hispanic; AI=American Indian; WO=Woman Owned; M=Male; F=Female

The Texas Board of Veterinary Medical Examiners does not issue state bonds. If you have any questions, contact Karen Alexander at 512/305-7559 or karen.alexander@tbvme.state.tx.us.

  
Ron Allen, Executive Director

*Sept 13, 2000*  
Date 512/305-7555  
Phone Number



# TEXAS WATER DEVELOPMENT BOARD

William B. Madden, *Chairman*  
Jack Hunt, *Member*  
Wales H. Madden, Jr., *Member*

Craig D. Pedersen  
*Executive Administrator*

Noé Fernández, *Vice-Chairman*  
William W. Meadows, *Member*  
Kathleen Hartnett White, *Member*

## Supplemental Summary for the FY-2000 Annual HUB Report for Agency No. 580

The Texas Water Development Board (Board) has continued its commitment to include Historically Underutilized Business (HUB) vendor participation for the procurement of goods and services. The agency has put forth a total effort to ensure that HUB vendors are being fully utilized. During fiscal year 2000, as in previous years, our agency's HUB participation in the Commodity Purchasing category exceeded the statewide goal for this category. This is due to our concerted efforts to increase HUB participation as well as our continuous participation in statewide Opportunity Forums.

Despite our continued efforts to increase HUB vendor participation in all categories, our Professional Services and Other Services categories do not truly reflect our agency's HUB participation efforts. In an effort to increase HUB participation in the Professional Services category the Board has established internal Underwriting Policies and Procedures (UPP) which are being utilized in our bond sales. In addition to obtaining the best prices for our bonds, the UPP's are designed to maximize the efforts to include HUB participation throughout the bond distribution process. For the bond sales the Board conducted in fiscal year 2000, \$359,266 for Underwriter's Takedown and Management fees was distributed to HUB firms. The Board also created a Bond Counsel Team composed of three firms, one of which is a HUB firm, in order to allow HUB firm participation throughout the Bond Counsel process. To further strengthen the Board's commitment to provide opportunities for HUB firm participation, the Board has also ensured that HUB firms were being used throughout the Securities purchasing process. In fiscal year 2000, the Board utilized the services of thirteen Security dealers. Three of these Security dealers were HUB firms. The Board has put forth a total effort to allow HUB Vendor participation while complying with the GSC procurement rules and procedures. In order to increase HUB participation, the Board is currently:

- Using the GSC Centralized Master Bidder's list and HUB Listing when soliciting bids;
- Dividing large orders into smaller orders to increase HUB participation opportunities;
- Obtaining bids from HUB Vendors on almost all purchase orders (except for emergency orders);
- Assisting HUB vendors with HUB Certification;
- Attending, hosting and participating in State HUB Forums and Seminars; and,
- Maintaining an internal database to track and identify HUB Vendor participation.

The Texas Water Development Board is committed to providing opportunities for HUB vendors to participate in the procurement of goods and services and will continue to explore methods to allow for continued HUB Vendor participation.

  
Ryan Long  
Director, Support Services Division

### *Our Mission*


*Provide leadership, technical services and financial assistance to support planning, conservation, and responsible development of water for Texas.*

P.O. Box 13231 • 1700 N. Congress Avenue • Austin, Texas 78711-3231

Telephone (512) 463-7847 • Telefax (512) 475-2053 • 1-800- RELAY TX (for the hearing impaired)

URL Address: <http://www.twdb.state.tx.us> • E-Mail Address: [info@twdb.state.tx.us](mailto:info@twdb.state.tx.us)

*Printed on Recycled Paper*



# Texas Department of Transportation

DEWITT C. GREER STATE HIGHWAY BLDG. • 125 E. 11TH STREET • AUSTIN, TEXAS 78701-2483 • (512) 463-8585

## Supplemental Summary for FY 2000 Annual HUB Report For Agency No. 601

Agency Name Texas Department of Transportation (TxDOT)  
Agency Number 601

The Texas Department of Transportation (TxDOT) is a recipient of federal funds from the U.S. Department of Transportation (U.S. DOT). U.S. DOT requires its recipients to establish a Disadvantaged Business Enterprise (DBE) Program. The DBE program has more stringent eligibility and reporting requirements and it impacts the Departments ability to meet adjusted HUB goals. As an example, the HUB firms certified by the General Services Commission (GSC) are unable to be certified as a DBE. The DBE program requires that the DBE owners submit a personal net worth affidavit. The personal net worth affidavit requires the DBE owners to identify all of their assets and liabilities. This requirement has caused a number of DBEs to drop from the program. The DBE program also has more stringent requirements in reporting awards made to DBEs. DBE credit is limited for regular dealers of materials (60% credit) and brokers (fees and commission only). TxDOT will continue to strive to provide opportunities for all groups identified in the DBE and HUB program throughout the State of Texas. Since September 1, 1999 through August 31, 2000, TxDOT participated in forty-six (46) conferences hosted by organizations such as the Texas Association of Mexican-American Chamber of Commerce, Women in Construction, Texas Association of African-American Chamber of Commerce, etc.


Another factor that impacts TxDOT is that we have several HUB firms that have graduated from the program. As shown in Attachment 1, page 2, TxDOT awarded \$16,840,544.47 to HUBs that have graduated from the HUB (State) program. Also TxDOT prime contractors have paid an additional \$ 16,920,461.67 to former HUBs who have decided one way or another not to renew their HUB certification. The report showing these companies is also attached and is found in Attachment 3, page 4. For heavy construction and professional services we will exceed the HUB goals. These two categories account for 87.47% of TxDOT's total expenditures.

TxDOT certifies DBEs that own and operate their own hauling equipment (truck owner-operators), who are subsequently hired by non-minority hauling companies. Due to the large number of certified truck owner-operators being hired by non-minority hauling companies, it is impractical to track monthly payments made to each individual truck owner-operator. These payments are not included in our FY 2000 Annual HUB Report. Three non-minority hauling companies have reported that the following payments have been paid to certified HUBs:

Statewide Transport, Inc.	\$	422,438.27
Aggregate Haulers	\$	25,234.63
Sunbelt Express	\$	180,976.71
<hr/>		
Total	\$	628,649.61

In accordance with Article IX of the 1998-99 General Appropriations Act, Section 124, Subsection 6, TxDOT reports to the General Services Commission (GSC) all HUBs submitting bids and/or proposals and receiving prime awards. Attachment 2 – page 3 provides the number of HUBs classified by ethnic group status that have submitted bids and have received prime awards for the acquisition, construction, equipping, or operational implementation of state facilities or program. The attached information in page 3 represents bids submitted for Heavy Construction that includes all roadway maintenance proposals and all local let maintenance projects at the District level. This bid count also includes all proposals and bids submitted for Building Construction and Professional Service Contracts (Engineering, Surveying, Architect, Lab, and other non-engineering consulting services). Purchase order commodities bid and award information is now available from TxDOT's Automated Purchasing System and is reflected in the bid and awards counts of this report.

  
\_\_\_\_\_  
Juan Vega, Manager  
Goal Setting & Data Report Branch  
Business Opportunity Program Section  
Construction Division

  
\_\_\_\_\_  
Efrén Casarez, DBE Director  
Business Opportunity Program Section  
Construction Division



**Attachment 1**

# DBE GRADUATES RECEIVING AWARDS

September 1, 1999 - August 31, 2000

Fiscal Year 2000

Type Code	DBE Graduate Firm	Letting Date	DBE Num	Ethnic	Gender	Fund	Project	Pro	Awarded Amt	Category
Construction	J. L. STEEL, INC.	08/07/2000	00313	Hispanic	Male	Federal	NH 2000(863)	N/A	\$2,025,192.60	WESTBOU
		08/07/2000	00313	Hispanic	Male	Federal	NCL 2000(940)H	N/A	\$94,993.10	INSTALL H
		08/07/2000	00313	Hispanic	Male	Federal	IM 635-6(351)	N/A	\$212,236.58	ADD TURN
		06/07/2000	00313	Hispanic	Male	State	CPM 581-2-108	N/A	\$449,969.80	PAVEMEN
		06/07/2000	00313	Hispanic	Male	State	CC 47-6-116	N/A	\$644,889.50	RELOCAT
		01/04/2000	00313	Hispanic	Male	State	CSR 353-4-79	N/A	\$309,749.97	SLOPE RE
		12/07/1999	00313	Hispanic	Male	Federal	STP 99(472)HES	N/A	\$1,476,969.27	CONCRET
		09/02/1999	00313	Hispanic	Male	Federal	IM 20-4(237)	N/A	\$637,589.00	CONCRET

Summary for 'DBEHUB\_Key' = J. L. STEEL, INC. (8 detail records)

Sum

**\$5,851,589.82**

Construction	JORDAN PAVING CORPO	03/07/2000	03062	White Woma	Female	Federal	STP 2000(216)R	N/A	\$7,879,517.04	REHABILIT
		02/02/2000	03062	White Woma	Female	State	CSR 448-1-13	N/A	\$2,442,037.61	REHABILIT

Summary for 'DBEHUB\_Key' = JORDAN PAVING CORPORATION (2 detail records)

Sum

**\$10,321,554.65**

Summary for 'Type Code' = Construction (10 detail records)

Sum

**\$16,173,144.47**

Professional Services	RABA-KISTNER CONSULT	08/01/2000	03132	White Woma	Female	State	14-00XXP0005	Lab	\$500,000.00	HOT MIX A
-----------------------	----------------------	------------	-------	------------	--------	-------	--------------	-----	--------------	-----------

Summary for 'DBEHUB\_Key' = RABA-KISTNER CONSULTANTS, INC. (1 detail record)

Sum

**\$500,000.00**

Professional Services	TERRA-MAR, INC.	12/01/1999	02058	Native Americ	Male	State	46-00XXP0005	Lab	\$167,400.00	INSPECTI
-----------------------	-----------------	------------	-------	---------------	------	-------	--------------	-----	--------------	----------

Summary for 'DBEHUB\_Key' = TERRA-MAR, INC. (1 detail record)

Sum

**\$167,400.00**

Summary for 'Type Code' = Professional Services (2 detail records)

Sum

**\$667,400.00**

**GRAND TOTAL AWARDS FOR DBE\HUB GRADUATES:**

**\$16,840,544.47**



## Attachment 2 HUB Supplemental Report TEXAS DEPARTMENT OF TRANSPORTATION

### HUBs Participating in State Bond Issuances (REQUIRED) (Applicable to State of Texas Issuers)

Fiscal Year 2000 – Annual HUB Report

Agency Name Texas Department of Transportation Agency Number 601

Ethnic and Gender Categories	AS		BL		HI		NA		WO	Total
	M	F	M	F	M	F	M	F		
Number of HUBs participating in state bond issuances	0	0	0	0	0	0	0	0	0	0

AS=Asian Pacific; BL=Black; HI=Hispanic; NA=Native American; WO=Woman Owned; M=Male; F=Female

### HUBs submitting Bids and/or Proposals (REQUIRED) (Applicable to all state agencies & institutions of higher education)

Fiscal Year 2000 – Annual HUB Report

Agency Name Texas Department of Transportation Agency Number 601

Ethnic and Gender Categories	AS		BL		HI		NA		WO	Total
	M	F	M	F	M	F	M	F		
Number of HUB Bids/Proposals Received:	457	185	1,302	126	2,017	307	398	15	7,442	12,249

AS=Asian Pacific; BL=Black; HI=Hispanic; NA=Native American; WO=Woman Owned; M=Male; F=Female

*Juan Vega*  
Authorized Signature  
JUAN VEGA  
Printed Name

512-703-5843  
Phone Number  
MANAGER, CST-B 9-14-00  
Title Date

### Number of Contracts Awarded to HUBS (REQUIRED) (Applicable to all state agencies & institutions of higher education)

Fiscal Year 2000 – Annual HUB Report

Agency Name Texas Department of Transportation Agency Number 601

Ethnic and Gender Categories	AS		BL		HI		NA		WO	Total
	M	F	M	F	M	F	M	F		
Number of Contracts Awarded	290	54	826	100	1,424	290	343	4	6,015	9,346

AS=Asian Pacific; BL=Black; HI=Hispanic; NA=Native American; WO=Woman Owned; M=Male; F=Female

*Juan Vega*  
Authorized Signature  
JUAN VEGA  
Printed Name

512-703-5843  
Phone Number  
MANAGER, CST-B 9-14-00  
Title Date

# ATTACHMENT 3 PAGE 4

TEXAS DEPARTMENT OF TRANSPORTATION

BUSINESS OPPORTUNITY PROGRAMS SECTION - GOAL SETTING\DATA REP BRANCH

DISTRICT SUBCONTRACT EXPENDITURES TO PRIOR CERTIFIED DBE\HUBS  
THESE COMPANIES ARE NO LONGER CERTIFIED BY GSC  
REPORT IS FROM: SEP 1, 1999 - AUG 31, 2000- FISCAL YEAR 2000  
FOURTH QUARTER FOR FISCAL YEAR 2000

IF YOU HAVE ANY QUESTIONS - AT TKDOT PLEASE CALL JUAN VEGA AT 512-703-5843

DBE NAME	YEAR	MON	DIST	DBE CODE	VID	ETHNIC	EXPIRATION	CERT HUB?	OBJECT	CSJ NUMBER	AMOUNT
YOUNG ASSOCIATES, A.	2000	8	44	03680 S	2459357527700	CW	28-FEB-1999	I	432		\$ 45.00
OBJECT OF EXPENDITURE TOTAL:										432	\$ 45.00

DBE NAME	YEAR	MON	DIST	DBE CODE	VID	ETHNIC	EXPIRATION	CERT	HUB?	OBJECT	CSJ NUMBER	AMOUNT
AT LABORATORIES, INC	2000	1	3	05430 S	1752271778800	CW	31-DEC-1998	I		7256	\$	6,835.00
BARKER CONSULTING, I	1999	9	18	04864 S	1760122452400	CW	30-SEP-1997	I		7256	\$	7,320.00
BARKER CONSULTING, I	1999	12	18	04864 S	1760122452400	CW	30-SEP-1997	I		7256	\$	3,824.00
BARKER CONSULTING, I	1999	12	18	04864 S	1760122452400	CW	30-SEP-1997	I		7256	\$	3,098.00
C/E CONSULTANTS, INC	1999	12	11	02914 S	1760141577500	AS	30-NOV-1997	I		7256	\$	1,742.39
C/E CONSULTANTS, INC	2000	1	11	02914 S	1760141577500	AS	30-NOV-1997	I		7256	\$	148.32
CCLS, INC	1999	11	9	05811 S	1752594310000	CW	30-JUN-1999	I		7256	\$	1,814.25
METROCOUNT	1999	9	2	00597 S	2492380746500	CW	30-JUN-1999	I		7256	\$	2,675.60
MUERY SERVICES, INC.	1999	12	15	04160 S	1742115734200	CW	28-APR-1999	D		7256	\$	14,643.15
MUERY SERVICES, INC.	2000	2	15	04160 S	1742115734200	CW	28-APR-1999	D		7256	\$	32,555.65
MUERY SERVICES, INC.	2000	3	15	04160 S	1742115734200	CW	28-APR-1999	D		7256	\$	9,814.60
MUERY SERVICES, INC.	2000	5	15	04160 S	1742115734200	CW	28-APR-1999	D		7256	\$	6,100.00
MUERY SERVICES, INC.	2000	7	15	04160 S	1742115734200	CW	28-APR-1999	D		7256	\$	1,590.00
ZAMORA ENGINEERING,	2000	4	44	12459 S	1742742176700	HI	13-JUN-1998	I	Y	7256	\$	2,450.00
ZAMORA ENGINEERING,	2000	7	44	12459 S	1742742176700	HI	13-JUN-1998	I	Y	7256	\$	1,965.00
ZAMORA ENGINEERING,	2000	8	44	12459 S	1742742176700	HI	13-JUN-1998	I	Y	7256	\$	327.50

OBJECT OF EXPENDITURE TOTAL: 7256

\$ 96,903.46

DBE NAME	YEAR	MON	DIST	DBE CODE	VID	ETHNIC	EXPIRATION	CERT	HUB?	OBJECT	CSJ NUMBER	AMOUNT
A-1 GRASS LANDSCAPE	1999	10	18	05405 S	2443445005200	CW	21-FEB-1998	I	Y	7347	004707122 \$	116,202.58
A-1 GRASS LANDSCAPE	1999	11	18	05405 S	2443445005200	CW	21-FEB-1998	I	Y	7347	004707122 \$	3,240.39
A-1 GRASS LANDSCAPE	1999	12	18	05405 S	2443445005200	CW	21-FEB-1998	I	Y	7347	004707122 \$	131,776.19
A-1 GRASS LANDSCAPE	2000	2	18	05405 S	2443445005200	CW	21-FEB-1998	I	Y	7347	004707122 \$	74,117.40
A-1 GRASS LANDSCAPE	2000	3	18	05405 S	2443445005200	CW	21-FEB-1998	I	Y	7347	004707122 \$	132,865.02
A-1 GRASS LANDSCAPE	2000	5	18	05405 S	2443445005200	CW	21-FEB-1998	I	Y	7347	004707122 \$	140,753.02
A-1 GRASS LANDSCAPE	2000	6	18	05405 S	2443445005200	CW	21-FEB-1998	I	Y	7347	004707122 \$	85,035.73
AGUERO DUMP TRUCKS,	1999	12	22	03700 S	1742568860700	HI	30-JUN-1999	D		7347	003801028 \$	1,087.96
AGUERO DUMP TRUCKS,	2000	2	22	03700 S	1742568860700	HI	30-JUN-1999	D		7347	003801028 \$	51,644.40
BLINKING CAUTION LIT	1999	9	22	00205 S	1741790921900	CW	30-APR-1998	I		7347	003801028 \$	3,963.84
BLINKING CAUTION LIT	1999	10	22	00205 S	1741790921900	CW	30-APR-1998	I		7347	003801028 \$	16,116.32
BLINKING CAUTION LIT	1999	11	22	00205 S	1741790921900	CW	30-APR-1998	I		7347	003801028 \$	4,061.92
BLINKING CAUTION LIT	1999	12	13	00205 S	1741790921900	CW	30-APR-1998	I		7347	235001022 \$	214,273.02
BLINKING CAUTION LIT	1999	12	22	00205 S	1741790921900	CW	30-APR-1998	I		7347	003801028 \$	7,705.43
BLINKING CAUTION LIT	1999	12	22	00205 S	1741790921900	CW	30-APR-1998	I		7347	029913009 \$	1,430.32
BLINKING CAUTION LIT	2000	1	22	00205 S	1741790921900	CW	30-APR-1998	I		7347	029913009 \$	8,495.02
BLINKING CAUTION LIT	2000	1	22	00205 S	1741790921900	CW	30-APR-1998	I		7347	003801028 \$	5,279.20
BLINKING CAUTION LIT	2000	3	22	00205 S	1741790921900	CW	30-APR-1998	I		7347	003801028 \$	28,960.10
BLINKING CAUTION LIT	2000	4	22	00205 S	1741790921900	CW	30-APR-1998	I		7347	003801028 \$	7,758.86
BLINKING CAUTION LIT	2000	4	22	00205 S	1741790921900	CW	30-APR-1998	I		7347	029913009 \$	7,187.70
BLINKING CAUTION LIT	2000	7	22	00205 S	1741790921900	CW	30-APR-1998	I		7347	003801028 \$	1,055.84
C-CON CONCRETE WORKS	1999	9	21	02956 S	2460654130800	HI	30-JUN-1999	I		7347	003916056 \$	17,748.00
C-CON CONCRETE WORKS	1999	9	21	02956 S	2460654130800	HI	30-JUN-1999	I		7347	003908077 \$	1,186.00
C-CON CONCRETE WORKS	1999	10	21	02956 S	2460654130800	HI	30-JUN-1999	I		7347	003908077 \$	18,073.00
C-CON CONCRETE WORKS	1999	10	21	02956 S	2460654130800	HI	30-JUN-1999	I		7347	003916056 \$	7,780.00
C-CON CONCRETE WORKS	1999	11	21	02956 S	2460654130800	HI	30-JUN-1999	I		7347	003916056 \$	295,517.00
C-CON CONCRETE WORKS	1999	11	21	02956 S	2460654130800	HI	30-JUN-1999	I		7347	003908077 \$	26,779.00
C-CON CONCRETE WORKS	1999	12	21	02956 S	2460654130800	HI	30-JUN-1999	I		7347	003908077 \$	14,324.00
C-CON CONCRETE WORKS	1999	12	21	02956 S	2460654130800	HI	30-JUN-1999	I		7347	003916056 \$	185,411.00
C-CON CONCRETE WORKS	2000	1	21	02956 S	2460654130800	HI	30-JUN-1999	I		7347	003916056 \$	145,041.00
C-CON CONCRETE WORKS	2000	1	21	02956 S	2460654130800	HI	30-JUN-1999	I		7347	003908077 \$	17,791.00
C-CON CONCRETE WORKS	2000	2	21	02956 S	2460654130800	HI	30-JUN-1999	I		7347	003908077 \$	32,826.00
C-CON CONCRETE WORKS	2000	2	21	02956 S	2460654130800	HI	30-JUN-1999	I		7347	003916056 \$	90,711.00
C-CON CONCRETE WORKS	2000	3	21	02956 S	2460654130800	HI	30-JUN-1999	I		7347	003916056 \$	3,444.00
C-CON CONCRETE WORKS	2000	3	21	02956 S	2460654130800	HI	30-JUN-1999	I		7347	003908077 \$	11,170.00
C-CON CONCRETE WORKS	2000	4	21	02956 S	2460654130800	HI	30-JUN-1999	I		7347	003908077 \$	18,467.00
C-CON CONCRETE WORKS	2000	4	21	02956 S	2460654130800	HI	30-JUN-1999	I		7347	003916056 \$	1,143.00
CARDINAL HIGHWAY PRO	1999	9	16	04926 S	1742715942500	CW	31-JAN-1999	I		7347	008611036 \$	25,960.00
CARDINAL HIGHWAY PRO	2000	5	14	11592 S	1742715942500	CW	31-JAN-1999	I		7347	001517021 \$	1,488.00
CARDINAL HIGHWAY PRO	2000	5	17	11592 S	1742715942500	CW	31-JAN-1999	I		7347	601839001 \$	5,505.60
CARDINAL HIGHWAY PRO	2000	5	17	11592 S	1742715942500	CW	31-JAN-1999	I		7347	011410080 \$	1,814.40
CARDINAL HIGHWAY PRO	2000	5	17	11592 S	1742715942500	CW	31-JAN-1999	I		7347	054003018 \$	1,360.80
CARDINAL HIGHWAY PRO	2000	5	17	11592 S	1742715942500	CW	31-JAN-1999	I		7347	025106028 \$	1,488.00
CARDINAL HIGHWAY PRO	2000	5	23	11592 S	1742715942500	CW	31-JAN-1999	I		7347	025106028 \$	1,488.00
CHEROKEE SITE DEVELO	2000	6	15	05500 S	1760449797800	AI	15-DEC-1997	I		7347	065801033 \$	848.75
EARTH TRANSPORT COMP	1999	9	2	03832 S	1742626625400	CW	31-JUL-1999	I		7347	036501036 \$	2,975.38
EARTH TRANSPORT COMP	1999	9	2	03832 S	1742626625400	CW	31-JUL-1999	I		7347	024905024 \$	59,943.96



DBE NAME	YEAR	MON	DIST	DBE CODE	VID	ETHNIC	EXPIRATION	CERT	HUB?	OBJECT	CSJ NUMBER	AMOUNT
EARTH TRANSPORT COMP	1999	9	9	03832 S	1742626625400	CW	31-JUL-1999	I		7347	001505038 \$	62,551.01
EARTH TRANSPORT COMP	1999	9	13	03832 S	1742626625400	CW	31-JUL-1999	I		7347	017908033 \$	59,818.46
EARTH TRANSPORT COMP	1999	9	13	03832 S	1742626625400	CW	31-JUL-1999	I		7347	037101074 \$	250.00
EARTH TRANSPORT COMP	1999	9	13	03832 S	1742626625400	CW	31-JUL-1999	I		7347	034702022 \$	44,833.71
EARTH TRANSPORT COMP	1999	9	13	03832 S	1742626625400	CW	31-JUL-1999	I		7347	235001022 \$	256.30
EARTH TRANSPORT COMP	1999	9	13	03832 S	1742626625400	CW	31-JUL-1999	I		7347	015403023 \$	84,107.97
EARTH TRANSPORT COMP	1999	9	14	03832 S	1742626625400	CW	31-JUL-1999	I		7347	014310036 \$	23,940.95
EARTH TRANSPORT COMP	1999	9	14	03832 S	1742626625400	CW	31-JUL-1999	I		7347	268901018 \$	18,335.61
EARTH TRANSPORT COMP	1999	9	14	03832 S	1742626625400	CW	31-JUL-1999	I		7347	070003071 \$	44,378.20
EARTH TRANSPORT COMP	1999	9	14	03832 S	1742626625400	CW	31-JUL-1999	I		7347	091405083 \$	6,060.69
EARTH TRANSPORT COMP	1999	9	14	03832 S	1742626625400	CW	31-JUL-1999	I		7347	032003077 \$	8,529.28
EARTH TRANSPORT COMP	1999	9	14	03832 S	1742626625400	CW	31-JUL-1999	I		7347	032201026 \$	37,199.16
EARTH TRANSPORT COMP	1999	9	14	03832 S	1742626625400	CW	31-JUL-1999	I		7347	011402068 \$	97,746.18
EARTH TRANSPORT COMP	1999	9	14	03832 S	1742626625400	CW	31-JUL-1999	I		7347	001603073 \$	5,727.98
EARTH TRANSPORT COMP	1999	9	15	03832 S	1742626625400	CW	31-JUL-1999	I		7347	025303054 \$	875.91
EARTH TRANSPORT COMP	1999	9	15	03832 S	1742626625400	CW	31-JUL-1999	I		7347	085001016 \$	8,579.00
EARTH TRANSPORT COMP	1999	9	17	03832 S	1742626625400	CW	31-JUL-1999	I		7347	244701019 \$	33,326.46
EARTH TRANSPORT COMP	1999	9	17	03832 S	1742626625400	CW	31-JUL-1999	I		7347	011410081 \$	74,441.42
EARTH TRANSPORT COMP	1999	9	17	03832 S	1742626625400	CW	31-JUL-1999	I		7347	031507010 \$	35,943.00
EARTH TRANSPORT COMP	1999	9	17	03832 S	1742626625400	CW	31-JUL-1999	I		7347	033705026 \$	2,401.54
EARTH TRANSPORT COMP	1999	9	23	03832 S	1742626625400	CW	31-JUL-1999	I		7347	000706063 \$	87,925.50
EARTH TRANSPORT COMP	1999	10	2	03832 S	1742626625400	CW	31-JUL-1999	I		7347	036501036 \$	63,880.90
EARTH TRANSPORT COMP	1999	10	13	03832 S	1742626625400	CW	31-JUL-1999	I		7347	034702022 \$	57,938.23
EARTH TRANSPORT COMP	1999	10	13	03832 S	1742626625400	CW	31-JUL-1999	I		7347	235001022 \$	2,475.63
EARTH TRANSPORT COMP	1999	10	13	03832 S	1742626625400	CW	31-JUL-1999	I		7347	014310036 \$	15,937.44
EARTH TRANSPORT COMP	1999	10	13	03832 S	1742626625400	CW	31-JUL-1999	I		7347	015403023 \$	68,711.13
EARTH TRANSPORT COMP	1999	10	14	03832 S	1742626625400	CW	31-JUL-1999	I		7347	032003077 \$	11,974.65
EARTH TRANSPORT COMP	1999	10	14	03832 S	1742626625400	CW	31-JUL-1999	I		7347	032201026 \$	111,174.55
EARTH TRANSPORT COMP	1999	10	14	03832 S	1742626625400	CW	31-JUL-1999	I		7347	047105031 \$	42,127.26
EARTH TRANSPORT COMP	1999	10	14	03832 S	1742626625400	CW	31-JUL-1999	I		7347	001603073 \$	13,535.01
EARTH TRANSPORT COMP	1999	10	14	03832 S	1742626625400	CW	31-JUL-1999	I		7347	001603083 \$	78,892.08
EARTH TRANSPORT COMP	1999	10	15	03832 S	1742626625400	CW	31-JUL-1999	I		7347	001606033 \$	126.51
EARTH TRANSPORT COMP	1999	10	15	03832 S	1742626625400	CW	31-JUL-1999	I		7347	025303054 \$	1,582.35
EARTH TRANSPORT COMP	1999	10	15	03832 S	1742626625400	CW	31-JUL-1999	I		7347	120502009 \$	261,269.11
EARTH TRANSPORT COMP	1999	10	15	03832 S	1742626625400	CW	31-JUL-1999	I		7347	085001016 \$	82,074.09
EARTH TRANSPORT COMP	1999	10	17	03832 S	1742626625400	CW	31-JUL-1999	I		7347	244701019 \$	8,184.30
EARTH TRANSPORT COMP	1999	10	17	03832 S	1742626625400	CW	31-JUL-1999	I		7347	018603035 \$	1,693.81
EARTH TRANSPORT COMP	1999	10	17	03832 S	1742626625400	CW	31-JUL-1999	I		7347	031507010 \$	31,868.84
EARTH TRANSPORT COMP	1999	11	13	03832 S	1742626625400	CW	31-JUL-1999	I		7347	034702022 \$	14,158.62
EARTH TRANSPORT COMP	1999	11	13	03832 S	1742626625400	CW	31-JUL-1999	I		7347	037101074 \$	11,867.24
EARTH TRANSPORT COMP	1999	11	13	03832 S	1742626625400	CW	31-JUL-1999	I		7347	043202066 \$	9,006.91
EARTH TRANSPORT COMP	1999	11	13	03832 S	1742626625400	CW	31-JUL-1999	I		7347	015403023 \$	20,047.61
EARTH TRANSPORT COMP	1999	11	13	03832 S	1742626625400	CW	31-JUL-1999	I		7347	014310036 \$	28,961.01
EARTH TRANSPORT COMP	1999	11	14	03832 S	1742626625400	CW	31-JUL-1999	I		7347	047105031 \$	42,127.26
EARTH TRANSPORT COMP	1999	11	14	03832 S	1742626625400	CW	31-JUL-1999	I		7347	001603073 \$	11,356.32
EARTH TRANSPORT COMP	1999	11	14	03832 S	1742626625400	CW	31-JUL-1999	I		7347	001603083 \$	65,029.73

DBE NAME	YEAR	MON	DIST	DBE CODE	VID	ETHNIC	EXPIRATION	CERT HUB?	OBJECT	CSJ NUMBER	AMOUNT
EARTH TRANSPORT COMP	1999	11	14	03832 S	1742626625400	CW	31-JUL-1999	I	7347	032003077 \$	12,510.06
EARTH TRANSPORT COMP	1999	11	14	03832 S	1742626625400	CW	31-JUL-1999	I	7347	032201026 \$	10,047.81
EARTH TRANSPORT COMP	1999	11	15	03832 S	1742626625400	CW	31-JUL-1999	I	7347	001606033 \$	900.00
EARTH TRANSPORT COMP	1999	11	15	03832 S	1742626625400	CW	31-JUL-1999	I	7347	025303054 \$	1,235.00
EARTH TRANSPORT COMP	1999	11	15	03832 S	1742626625400	CW	31-JUL-1999	I	7347	085001016 \$	330.31
EARTH TRANSPORT COMP	1999	11	17	03832 S	1742626625400	CW	31-JUL-1999	I	7347	244701019 \$	83.41
EARTH TRANSPORT COMP	1999	11	17	03832 S	1742626625400	CW	31-JUL-1999	I	7347	018603035 \$	11,752.02
EARTH TRANSPORT COMP	1999	11	17	03832 S	1742626625400	CW	31-JUL-1999	I	7347	031507010 \$	42,075.88
EARTH TRANSPORT COMP	1999	11	17	03832 S	1742626625400	CW	31-JUL-1999	I	7347	033705026 \$	2,245.50
EARTH TRANSPORT COMP	1999	12	13	03832 S	1742626625400	CW	31-JUL-1999	I	7347	034702022 \$	120,366.77
EARTH TRANSPORT COMP	1999	12	13	03832 S	1742626625400	CW	31-JUL-1999	I	7347	037101074 \$	11,867.24
EARTH TRANSPORT COMP	1999	12	13	03832 S	1742626625400	CW	31-JUL-1999	I	7347	043202066 \$	41,172.07
EARTH TRANSPORT COMP	1999	12	13	03832 S	1742626625400	CW	31-JUL-1999	I	7347	235001022 \$	29,590.67
EARTH TRANSPORT COMP	1999	12	13	03832 S	1742626625400	CW	31-JUL-1999	I	7347	014310036 \$	40,409.65
EARTH TRANSPORT COMP	1999	12	13	03832 S	1742626625400	CW	31-JUL-1999	I	7347	015403023 \$	130,622.77
EARTH TRANSPORT COMP	1999	12	14	03832 S	1742626625400	CW	31-JUL-1999	I	7347	091404034 \$	68,297.03
EARTH TRANSPORT COMP	1999	12	14	03832 S	1742626625400	CW	31-JUL-1999	I	7347	001603073 \$	97,850.34
EARTH TRANSPORT COMP	1999	12	14	03832 S	1742626625400	CW	31-JUL-1999	I	7347	001603083 \$	41,492.52
EARTH TRANSPORT COMP	1999	12	14	03832 S	1742626625400	CW	31-JUL-1999	I	7347	032201026 \$	107,913.76
EARTH TRANSPORT COMP	1999	12	15	03832 S	1742626625400	CW	31-JUL-1999	I	7347	025303054 \$	65,754.21
EARTH TRANSPORT COMP	1999	12	15	03832 S	1742626625400	CW	31-JUL-1999	I	7347	085001016 \$	28,315.41
EARTH TRANSPORT COMP	1999	12	15	03832 S	1742626625400	CW	31-JUL-1999	I	7347	245201035 \$	861.68
EARTH TRANSPORT COMP	1999	12	15	03832 S	1742626625400	CW	31-JUL-1999	I	7347	098701027 \$	2,993.22
EARTH TRANSPORT COMP	1999	12	17	03832 S	1742626625400	CW	31-JUL-1999	I	7347	244701019 \$	49,466.51
EARTH TRANSPORT COMP	1999	12	17	03832 S	1742626625400	CW	31-JUL-1999	I	7347	018603035 \$	42,381.55
EARTH TRANSPORT COMP	1999	12	17	03832 S	1742626625400	CW	31-JUL-1999	I	7347	031507010 \$	76,213.36
EARTH TRANSPORT COMP	2000	1	9	03832 S	1742626625400	CW	31-JUL-1999	I	7347	001505038 \$	5,029.81
EARTH TRANSPORT COMP	2000	1	13	03832 S	1742626625400	CW	31-JUL-1999	I	7347	043202066 \$	378.35
EARTH TRANSPORT COMP	2000	1	13	03832 S	1742626625400	CW	31-JUL-1999	I	7347	034702022 \$	2,865.09
EARTH TRANSPORT COMP	2000	1	13	03832 S	1742626625400	CW	31-JUL-1999	I	7347	015403023 \$	1,689.88
EARTH TRANSPORT COMP	2000	1	13	03832 S	1742626625400	CW	31-JUL-1999	I	7347	014310036 \$	27,126.32
EARTH TRANSPORT COMP	2000	1	13	03832 S	1742626625400	CW	31-JUL-1999	I	7347	026603026 \$	288,074.80
EARTH TRANSPORT COMP	2000	1	14	03832 S	1742626625400	CW	31-JUL-1999	I	7347	032201026 \$	4,831.92
EARTH TRANSPORT COMP	2000	1	14	03832 S	1742626625400	CW	31-JUL-1999	I	7347	001603073 \$	330.11
EARTH TRANSPORT COMP	2000	1	15	03832 S	1742626625400	CW	31-JUL-1999	I	7347	091404034 \$	6,801.19
EARTH TRANSPORT COMP	2000	1	15	03832 S	1742626625400	CW	31-JUL-1999	I	7347	098701027 \$	43,651.08
EARTH TRANSPORT COMP	2000	1	17	03832 S	1742626625400	CW	31-JUL-1999	I	7347	025303054 \$	30,630.02
EARTH TRANSPORT COMP	2000	1	17	03832 S	1742626625400	CW	31-JUL-1999	I	7347	244701019 \$	13,889.58
EARTH TRANSPORT COMP	2000	1	17	03832 S	1742626625400	CW	31-JUL-1999	I	7347	031507010 \$	4,841.66
EARTH TRANSPORT COMP	2000	2	9	03832 S	1742626625400	CW	31-JUL-1999	I	7347	001505038 \$	54,688.02
EARTH TRANSPORT COMP	2000	2	13	03832 S	1742626625400	CW	31-JUL-1999	I	7347	043202066 \$	3,147.65
EARTH TRANSPORT COMP	2000	2	13	03832 S	1742626625400	CW	31-JUL-1999	I	7347	034702022 \$	9,908.14
EARTH TRANSPORT COMP	2000	2	13	03832 S	1742626625400	CW	31-JUL-1999	I	7347	014310036 \$	11,119.05
EARTH TRANSPORT COMP	2000	2	14	03832 S	1742626625400	CW	31-JUL-1999	I	7347	032201026 \$	572.28
EARTH TRANSPORT COMP	2000	2	14	03832 S	1742626625400	CW	31-JUL-1999	I	7347	032003077 \$	26,404.92
EARTH TRANSPORT COMP	2000	2	14	03832 S	1742626625400	CW	31-JUL-1999	I	7347	001603073 \$	4,866.88

DBE NAME	YEAR	MON	DIST	DBE CODE	VID	ETHNIC	EXPIRATION	CERT	HUB?	OBJECT	CSJ NUMBER	AMOUNT
EARTH TRANSPORT COMP	2000	2	14	03832 S	1742626625400	CW	31-JUL-1999	I		7347	007104050 \$	5,204.49
EARTH TRANSPORT COMP	2000	2	14	03832 S	1742626625400	CW	31-JUL-1999	I		7347	091404034 \$	11,833.29
EARTH TRANSPORT COMP	2000	2	14	03832 S	1742626625400	CW	31-JUL-1999	I		7347	229501011 \$	110,477.00
EARTH TRANSPORT COMP	2000	2	15	03832 S	1742626625400	CW	31-JUL-1999	I		7347	098701027 \$	45,635.16
EARTH TRANSPORT COMP	2000	2	15	03832 S	1742626625400	CW	31-JUL-1999	I		7347	085001016 \$	13,974.93
EARTH TRANSPORT COMP	2000	2	15	03832 S	1742626625400	CW	31-JUL-1999	I		7347	025303054 \$	30,472.62
EARTH TRANSPORT COMP	2000	2	17	03832 S	1742626625400	CW	31-JUL-1999	I		7347	244701019 \$	450.00
EARTH TRANSPORT COMP	2000	2	17	03832 S	1742626625400	CW	31-JUL-1999	I		7347	018603035 \$	27,040.28
EARTH TRANSPORT COMP	2000	2	17	03832 S	1742626625400	CW	31-JUL-1999	I		7347	031507010 \$	42,417.43
EARTH TRANSPORT COMP	2000	3	9	03832 S	1742626625400	CW	31-JUL-1999	I		7347	001505038 \$	631.28
EARTH TRANSPORT COMP	2000	3	13	03832 S	1742626625400	CW	31-JUL-1999	I		7347	043202066 \$	1,042.08
EARTH TRANSPORT COMP	2000	3	13	03832 S	1742626625400	CW	31-JUL-1999	I		7347	034702022 \$	3,288.79
EARTH TRANSPORT COMP	2000	3	13	03832 S	1742626625400	CW	31-JUL-1999	I		7347	015403023 \$	48,334.72
EARTH TRANSPORT COMP	2000	3	14	03832 S	1742626625400	CW	31-JUL-1999	I		7347	032201026 \$	61,299.93
EARTH TRANSPORT COMP	2000	3	14	03832 S	1742626625400	CW	31-JUL-1999	I		7347	001603073 \$	15,381.64
EARTH TRANSPORT COMP	2000	3	14	03832 S	1742626625400	CW	31-JUL-1999	I		7347	268901018 \$	9,923.03
EARTH TRANSPORT COMP	2000	3	15	03832 S	1742626625400	CW	31-JUL-1999	I		7347	098701027 \$	29,043.60
EARTH TRANSPORT COMP	2000	3	15	03832 S	1742626625400	CW	31-JUL-1999	I		7347	025303054 \$	270.68
EARTH TRANSPORT COMP	2000	3	17	03832 S	1742626625400	CW	31-JUL-1999	I		7347	018603035 \$	35,244.75
EARTH TRANSPORT COMP	2000	3	17	03832 S	1742626625400	CW	31-JUL-1999	I		7347	031507010 \$	99,018.66
EARTH TRANSPORT COMP	2000	4	13	03832 S	1742626625400	CW	31-JUL-1999	I		7347	043202066 \$	3,012.86
EARTH TRANSPORT COMP	2000	4	14	03832 S	1742626625400	CW	31-JUL-1999	I		7347	001603073 \$	14,354.13
EARTH TRANSPORT COMP	2000	4	14	03832 S	1742626625400	CW	31-JUL-1999	I		7347	032201026 \$	61,299.93
EARTH TRANSPORT COMP	2000	4	14	03832 S	1742626625400	CW	31-JUL-1999	I		7347	268901018 \$	6,495.49
EARTH TRANSPORT COMP	2000	4	14	03832 S	1742626625400	CW	31-JUL-1999	I		7347	091404034 \$	50,614.48
EARTH TRANSPORT COMP	2000	4	15	03832 S	1742626625400	CW	31-JUL-1999	I		7347	098701027 \$	1,525.08
EARTH TRANSPORT COMP	2000	4	17	03832 S	1742626625400	CW	31-JUL-1999	I		7347	031507010 \$	22,624.70
EARTH TRANSPORT COMP	2000	4	17	03832 S	1742626625400	CW	31-JUL-1999	I		7347	018603035 \$	23,690.56
EARTH TRANSPORT COMP	2000	5	13	03832 S	1742626625400	CW	31-JUL-1999	I		7347	043202066 \$	39,380.32
EARTH TRANSPORT COMP	2000	5	14	03832 S	1742626625400	CW	31-JUL-1999	I		7347	001603073 \$	22,670.00
EARTH TRANSPORT COMP	2000	5	14	03832 S	1742626625400	CW	31-JUL-1999	I		7347	091404034 \$	328.78
EARTH TRANSPORT COMP	2000	5	15	03832 S	1742626625400	CW	31-JUL-1999	I		7347	098701027 \$	3,862.23
EARTH TRANSPORT COMP	2000	5	17	03832 S	1742626625400	CW	31-JUL-1999	I		7347	018603035 \$	60,338.60
EARTH TRANSPORT COMP	2000	5	17	03832 S	1742626625400	CW	31-JUL-1999	I		7347	031507010 \$	26,630.89
EARTH TRANSPORT COMP	2000	6	13	03832 S	1742626625400	CW	31-JUL-1999	I		7347	043202066 \$	8,244.97
EARTH TRANSPORT COMP	2000	6	14	03832 S	1742626625400	CW	31-JUL-1999	I		7347	001603073 \$	8,238.99
EARTH TRANSPORT COMP	2000	6	15	03832 S	1742626625400	CW	31-JUL-1999	I		7347	098701027 \$	1,347.00
EARTH TRANSPORT COMP	2000	6	17	03832 S	1742626625400	CW	31-JUL-1999	I		7347	018603035 \$	56,506.98
EARTH TRANSPORT COMP	2000	6	17	03832 S	1742626625400	CW	31-JUL-1999	I		7347	031507010 \$	30,483.34
EARTH TRANSPORT COMP	2000	7	17	03832 S	1742626625400	CW	31-JUL-1999	I		7347	018603035 \$	10,216.30
EARTH TRANSPORT COMP	2000	8	13	03832 S	1742626625400	CW	31-JUL-1999	I		7347	043202066 \$	352.28
EARTH TRANSPORT COMP	2000	8	14	03832 S	1742626625400	CW	31-JUL-1999	I		7347	001603073 \$	3,782.50
EAST TEXAS TRAFFIC S	2000	5	14	05578 S	2451379534400	CW	10-APR-1997	C	Y	7347	025108024 \$	9,477.67
FLI LINE TOOL CORPOR	2000	8	15	05542 S	1742713859300	HI	30-JUN-1999	I		7347	052104227 \$	33,500.00
J. L. STEEL, INC.	1999	9	2	00313 S	1752274727200	HI	30-APR-1997	G		7347	017104048 \$	16,730.23
J. L. STEEL, INC.	1999	9	2	00313 S	1752274727200	HI	30-APR-1997	G		7347	035307012 \$	36,183.19

DBE NAME	YEAR	MON	DIST	DBE CODE	VID	ETHNIC	EXPIRATION	CERT	HUB?	OBJECT	CSJ NUMBER	AMOUNT
J. L. STEEL, INC.	1999	9	2	00313 S	1752274727200	HI	30-APR-1997	G		7347	000813156 \$	5,079.43
J. L. STEEL, INC.	1999	9	18	00313 S	1752274727200	HI	30-APR-1997	G		7347	000911138 \$	41,456.48
J. L. STEEL, INC.	1999	9	18	00313 S	1752274727200	HI	30-APR-1997	G		7347	058101068 \$	129,635.22
J. L. STEEL, INC.	1999	9	18	00313 S	1752274727200	HI	30-APR-1997	G		7347	013503029 \$	117,714.03
J. L. STEEL, INC.	1999	9	18	00313 S	1752274727200	HI	30-APR-1997	G		7347	009206083 \$	14,565.36
J. L. STEEL, INC.	1999	10	2	00313 S	1752274727200	HI	30-APR-1997	G		7347	004707122 \$	68,708.66
J. L. STEEL, INC.	1999	10	2	00313 S	1752274727200	HI	30-APR-1997	G		7347	000813156 \$	9,775.47
J. L. STEEL, INC.	1999	10	18	00313 S	1752274727200	HI	30-APR-1997	G		7347	035307012 \$	14,214.94
J. L. STEEL, INC.	1999	10	18	00313 S	1752274727200	HI	30-APR-1997	G		7347	058101068 \$	97,256.72
J. L. STEEL, INC.	1999	10	18	00313 S	1752274727200	HI	30-APR-1997	G		7347	000911138 \$	56,188.34
J. L. STEEL, INC.	1999	10	18	00313 S	1752274727200	HI	30-APR-1997	G		7347	004707122 \$	10,297.93
J. L. STEEL, INC.	1999	10	18	00313 S	1752274727200	HI	30-APR-1997	G		7347	009206083 \$	7,254.48
J. L. STEEL, INC.	1999	11	2	00313 S	1752274727200	HI	30-APR-1997	G		7347	013503029 \$	76,851.14
J. L. STEEL, INC.	1999	11	2	00313 S	1752274727200	HI	30-APR-1997	G		7347	017104048 \$	1,903.61
J. L. STEEL, INC.	1999	11	18	00313 S	1752274727200	HI	30-APR-1997	G		7347	035307012 \$	5,405.73
J. L. STEEL, INC.	1999	11	18	00313 S	1752274727200	HI	30-APR-1997	G		7347	000911138 \$	35,305.17
J. L. STEEL, INC.	1999	11	18	00313 S	1752274727200	HI	30-APR-1997	G		7347	013503029 \$	37,635.47
J. L. STEEL, INC.	1999	12	2	00313 S	1752274727200	HI	30-APR-1997	G		7347	004707122 \$	334.72
J. L. STEEL, INC.	1999	12	2	00313 S	1752274727200	HI	30-APR-1997	G		7347	017104048 \$	36,006.55
J. L. STEEL, INC.	1999	12	2	00313 S	1752274727200	HI	30-APR-1997	G		7347	000813156 \$	107,755.63
J. L. STEEL, INC.	1999	12	5	00313 S	1752274727200	HI	30-APR-1997	G		7347	035307012 \$	1,173.68
J. L. STEEL, INC.	1999	12	18	00313 S	1752274727200	HI	30-APR-1997	G		7347	038001057 \$	2,015.90
J. L. STEEL, INC.	1999	12	18	00313 S	1752274727200	HI	30-APR-1997	G		7347	000911138 \$	13,634.85
J. L. STEEL, INC.	1999	12	18	00313 S	1752274727200	HI	30-APR-1997	G		7347	009206083 \$	29,851.51
J. L. STEEL, INC.	1999	12	20	00313 S	1752274727200	HI	30-APR-1997	G		7347	013503029 \$	16,391.87
J. L. STEEL, INC.	2000	1	2	00313 S	1752274727200	HI	30-APR-1997	G		7347	088202047 \$	23,867.31
J. L. STEEL, INC.	2000	1	2	00313 S	1752274727200	HI	30-APR-1997	G		7347	000813156 \$	14,872.27
J. L. STEEL, INC.	2000	1	18	00313 S	1752274727200	HI	30-APR-1997	G		7347	017104048 \$	260,260.45
J. L. STEEL, INC.	2000	2	2	00313 S	1752274727200	HI	30-APR-1997	G		7347	009206083 \$	37,236.86
J. L. STEEL, INC.	2000	2	2	00313 S	1752274727200	HI	30-APR-1997	G		7347	017104048 \$	136,216.82
J. L. STEEL, INC.	2000	2	2	00313 S	1752274727200	HI	30-APR-1997	G		7347	000813156 \$	3,589.33
J. L. STEEL, INC.	2000	2	18	00313 S	1752274727200	HI	30-APR-1997	G		7347	035307012 \$	1,209.14
J. L. STEEL, INC.	2000	2	18	00313 S	1752274727200	HI	30-APR-1997	G		7347	009206083 \$	156,414.13
J. L. STEEL, INC.	2000	3	2	00313 S	1752274727200	HI	30-APR-1997	G		7347	013504018 \$	2,135.96
J. L. STEEL, INC.	2000	3	18	00313 S	1752274727200	HI	30-APR-1997	G		7347	017104048 \$	13,203.43
J. L. STEEL, INC.	2000	3	18	00313 S	1752274727200	HI	30-APR-1997	G		7347	009206083 \$	102,449.05
J. L. STEEL, INC.	2000	4	2	00313 S	1752274727200	HI	30-APR-1997	G		7347	000911138 \$	28,788.75
J. L. STEEL, INC.	2000	4	18	00313 S	1752274727200	HI	30-APR-1997	G		7347	000813156 \$	28,012.46
J. L. STEEL, INC.	2000	4	18	00313 S	1752274727200	HI	30-APR-1997	G		7347	000911138 \$	7,105.65
J. L. STEEL, INC.	2000	4	18	00313 S	1752274727200	HI	30-APR-1997	G		7347	009206083 \$	159,242.42
J. L. STEEL, INC.	2000	5	2	00313 S	1752274727200	HI	30-APR-1997	G		7347	013503029 \$	5,314.85
J. L. STEEL, INC.	2000	5	2	00313 S	1752274727200	HI	30-APR-1997	G		7347	017104048 \$	1,722.60
J. L. STEEL, INC.	2000	5	18	00313 S	1752274727200	HI	30-APR-1997	G		7347	000813156 \$	94,240.00
J. L. STEEL, INC.	2000	5	18	00313 S	1752274727200	HI	30-APR-1997	G		7347	009206083 \$	38,861.59
J. L. STEEL, INC.	2000	6	2	00313 S	1752274727200	HI	30-APR-1997	G		7347	004707122 \$	1,158.38
J. L. STEEL, INC.	2000	6	2	00313 S	1752274727200	HI	30-APR-1997	G		7347	000813156 \$	68,821.88

DBE NAME	YEAR	MON	DIST	DBE CODE	VID	ETHNIC	EXPIRATION	CERT	HUB?	OBJECT	CSJ NUMBER	AMOUNT
J. L. STEEL, INC.	2000	6	18	00313 S	1752274727200	HI	30-APR-1997	G		7347	004707122 \$	17,722.95
J. L. STEEL, INC.	2000	6	18	00313 S	1752274727200	HI	30-APR-1997	G		7347	009206083 \$	13,078.75
J. L. STEEL, INC.	2000	7	2	00313 S	1752274727200	HI	30-APR-1997	G		7347	000813156 \$	90,135.03
J. L. STEEL, INC.	2000	7	18	00313 S	1752274727200	HI	30-APR-1997	G		7347	009206083 \$	3,658.02
J. L. STEEL, INC.	2000	8	2	00313 S	1752274727200	HI	30-APR-1997	G		7347	017104048 \$	7,671.37
J. L. STEEL, INC.	2000	8	18	00313 S	1752274727200	HI	30-APR-1997	G		7347	009206083 \$	3,212.94
JANDE CONSTRUCTION C	1999	9	15	04394 S	2463967883800	CW	31-AUG-1998	E		7347	007308121 \$	1,500.00
JAYCO STEEL SERVICES	1999	9	12	03992 S	1760371644400	CW	11-DEC-1996	I		7347	038912064 \$	39,518.00
JAYCO STEEL SERVICES	1999	9	12	03992 S	1760371644400	CW	11-DEC-1996	I		7347	011004123 \$	52,724.00
JAYCO STEEL SERVICES	1999	9	12	03992 S	1760371644400	CW	11-DEC-1996	I		7347	027107210 \$	5,931.00
JAYCO STEEL SERVICES	1999	10	12	03992 S	1760371644400	CW	11-DEC-1996	I		7347	027107210 \$	11,799.00
JAYCO STEEL SERVICES	1999	10	12	03992 S	1760371644400	CW	11-DEC-1996	I		7347	011004123 \$	96,442.00
JAYCO STEEL SERVICES	1999	10	12	03992 S	1760371644400	CW	11-DEC-1996	I		7347	038912064 \$	45,571.00
JAYCO STEEL SERVICES	1999	11	12	03992 S	1760371644400	CW	11-DEC-1996	I		7347	038912064 \$	34,953.00
JAYCO STEEL SERVICES	1999	11	12	03992 S	1760371644400	CW	11-DEC-1996	I		7347	011004123 \$	29,267.00
JAYCO STEEL SERVICES	1999	12	12	03992 S	1760371644400	CW	11-DEC-1996	I		7347	011004123 \$	18,525.00
JAYCO STEEL SERVICES	1999	12	12	03992 S	1760371644400	CW	11-DEC-1996	I		7347	027107210 \$	178.00
JAYCO STEEL SERVICES	1999	12	12	03992 S	1760371644400	CW	11-DEC-1996	I		7347	038912064 \$	381.00
JAYCO STEEL SERVICES	2000	1	12	03992 S	1760371644400	CW	11-DEC-1996	I		7347	038912064 \$	9,353.00
JAYCO STEEL SERVICES	2000	1	12	03992 S	1760371644400	CW	11-DEC-1996	I		7347	027107210 \$	55,575.00
JAYCO STEEL SERVICES	2000	1	12	03992 S	1760371644400	CW	11-DEC-1996	I		7347	011004123 \$	29,320.00
JAYCO STEEL SERVICES	2000	2	12	03992 S	1760371644400	CW	11-DEC-1996	I		7347	011004123 \$	27,418.00
JAYCO STEEL SERVICES	2000	2	12	03992 S	1760371644400	CW	11-DEC-1996	I		7347	027107210 \$	465,153.00
JAYCO STEEL SERVICES	2000	2	12	03992 S	1760371644400	CW	11-DEC-1996	I		7347	038912064 \$	45,831.00
JAYCO STEEL SERVICES	2000	3	12	03992 S	1760371644400	CW	11-DEC-1996	I		7347	027107210 \$	87,754.00
JAYCO STEEL SERVICES	2000	3	12	03992 S	1760371644400	CW	11-DEC-1996	I		7347	011004123 \$	19,710.00
JAYCO STEEL SERVICES	2000	4	12	03992 S	1760371644400	CW	11-DEC-1996	I		7347	011004123 \$	1,268.00
JAYCO STEEL SERVICES	2000	4	12	03992 S	1760371644400	CW	11-DEC-1996	I		7347	027107210 \$	36,883.00
JAYCO STEEL SERVICES	2000	5	12	03992 S	1760371644400	CW	11-DEC-1996	I		7347	027107210 \$	83,744.00
JAYCO STEEL SERVICES	2000	5	12	03992 S	1760371644400	CW	11-DEC-1996	I		7347	011004123 \$	142,647.00
JAYCO STEEL SERVICES	2000	6	12	03992 S	1760371644400	CW	11-DEC-1996	I		7347	011004123 \$	925,564.00
JAYCO STEEL SERVICES	2000	6	12	03992 S	1760371644400	CW	11-DEC-1996	I		7347	027107210 \$	67,300.00
JEM TRUCKING, INC.	1999	10	18	05170 S	1752574562000	CW	30-JUN-1999	I		7347	827018001 \$	26,988.34
JEM TRUCKING, INC.	2000	1	18	05170 S	1752574562000	CW	30-JUN-1999	I		7347	827018001 \$	8,954.24
LADY LUCK LANDSCAPIN	1999	11	11	05451 S	2457279889000	CW	31-JAN-1999	I		7347	017601067 \$	13,144.39
LADY LUCK LANDSCAPIN	1999	12	11	05451 S	2457279889000	CW	31-JAN-1999	I		7347	017601067 \$	18,586.31
LADY LUCK LANDSCAPIN	2000	1	20	05451 S	2457279889000	CW	31-JAN-1999	I		7347	020009063 \$	1,776.00
LADY LUCK LANDSCAPIN	2000	2	11	05451 S	2457279889000	CW	31-JAN-1999	I		7347	017601067 \$	19,713.22
LUCKY LADY OIL COMPA	1999	9	18	05317 S	1751520875300	CW	6-JUN-1996	I	Y	7347	004707122 \$	6,364.64
LUCKY LADY OIL COMPA	1999	10	18	05317 S	1751520875300	CW	6-JUN-1996	I	Y	7347	004707122 \$	27,590.55
LUCKY LADY OIL COMPA	1999	12	18	05317 S	1751520875300	CW	6-JUN-1996	I	Y	7347	004707122 \$	21,385.37
LUCKY LADY OIL COMPA	2000	1	18	05317 S	1751520875300	CW	6-JUN-1996	I	Y	7347	004707122 \$	8,261.42
LUCKY LADY OIL COMPA	2000	4	18	05317 S	1751520875300	CW	6-JUN-1996	I	Y	7347	004707122 \$	7,930.12
MANCO (MANUFAC	1999	9	1	04191 S	1742660532900	HI	30-JUN-1999	I		7347	004520014 \$	64,289.89
MANCO (MANUFAC	1999	11	1	04191 S	1742660532900	HI	30-JUN-1999	I		7347	004520014 \$	12,191.80
MANCO (MANUFAC	2000	1	7	04191 S	1742660532900	HI	30-JUN-1999	I		7347	014013014 \$	90,537.80

DBE NAME	YEAR	MON	DIST	DBE CODE	VID	ETHNIC	EXPIRATION	CERT	HUB?	OBJECT	CSJ NUMBER	AMOUNT
MANCO (MANUFAC)	2000	1	8	04191 S	1742660532900	HI	30-JUN-1999	I		7347	003306081 \$	12,517.86
MANCO (MANUFAC)	2000	2	7	04191 S	1742660532900	HI	30-JUN-1999	I		7347	014013014 \$	13,363.08
MANCO (MANUFAC)	2000	3	1	04191 S	1742660532900	HI	30-JUN-1999	I		7347	004520014 \$	21,504.24
MANCO (MANUFAC)	2000	4	8	04191 S	1742660532900	HI	30-JUN-1999	I		7347	003306081 \$	4,238.37
MANCO (MANUFAC)	2000	6	7	04191 S	1742660532900	HI	30-JUN-1999	I		7347	014013014 \$	35,209.20
MANCO (MANUFAC)	2000	6	8	04191 S	1742660532900	HI	30-JUN-1999	I		7347	003306081 \$	8,865.78
MANCO (MANUFAC)	2000	8	7	04191 S	1742660532900	HI	30-JUN-1999	I		7347	014013014 \$	10,061.50
NORTH TEXAS SIGNAL S	1999	9	1	05612 S	1752633973800	HI	31-AUG-1999	I		7347	008110033 \$	2,230.31
NORTH TEXAS SIGNAL S	1999	10	18	05612 S	1752633973800	HI	31-AUG-1999	I		7347	035302027 \$	27,087.00
NORTH TEXAS SIGNAL S	1999	11	18	05612 S	1752633973800	HI	31-AUG-1999	I		7347	035302027 \$	20,089.00
NORTH TEXAS SIGNAL S	1999	12	18	05612 S	1752633973800	HI	31-AUG-1999	I		7347	035302027 \$	34,971.00
NORTH TEXAS SIGNAL S	2000	1	18	05612 S	1752633973800	HI	31-AUG-1999	I		7347	035302027 \$	45,654.00
NORTH TEXAS SIGNAL S	2000	3	1	05612 S	1752633973800	HI	31-AUG-1999	I		7347	073002034 \$	27,856.84
NORTH TEXAS SIGNAL S	2000	6	1	05612 S	1752633973800	HI	31-AUG-1999	I		7347	008110033 \$	3,098.23
NORTH TEXAS SIGNAL S	2000	7	1	05612 S	1752633973800	HI	31-AUG-1999	I		7347	073002034 \$	2,062.09
PEREZ, JR., ANTONIO	2000	7	22	05908 S	2434153953400	HI	31-MAY-1997	I		7347	001803036 \$	946.68
RAWHIDE TRUCKING, IN	1999	9	17	06147 S	1742876109600	CW	31-AUG-1999	I		7347	085904010 \$	3,454.86
RAWHIDE TRUCKING, IN	1999	9	17	06147 S	1742876109600	CW	31-AUG-1999	I		7347	004909057 \$	42,244.20
RAWHIDE TRUCKING, IN	1999	9	17	06147 S	1742876109600	CW	31-AUG-1999	I		7347	005001067 \$	3,381.48
RAWHIDE TRUCKING, IN	1999	9	17	06147 S	1742876109600	CW	31-AUG-1999	I		7347	067501034 \$	4,231.72
RAWHIDE TRUCKING, IN	1999	10	17	06147 S	1742876109600	CW	31-AUG-1999	I		7347	067501034 \$	8,533.72
RAWHIDE TRUCKING, IN	1999	10	17	06147 S	1742876109600	CW	31-AUG-1999	I		7347	004909057 \$	9,893.38
RAWHIDE TRUCKING, IN	1999	10	17	06147 S	1742876109600	CW	31-AUG-1999	I		7347	085904010 \$	4,057.25
RAWHIDE TRUCKING, IN	1999	10	17	06147 S	1742876109600	CW	31-AUG-1999	I		7347	067505045 \$	1,599.60
RAWHIDE TRUCKING, IN	1999	10	17	06147 S	1742876109600	CW	31-AUG-1999	I		7347	258401011 \$	58,746.52
RAWHIDE TRUCKING, IN	1999	11	17	06147 S	1742876109600	CW	31-AUG-1999	I		7347	064301035 \$	4,456.79
RAWHIDE TRUCKING, IN	1999	12	17	06147 S	1742876109600	CW	31-AUG-1999	I		7347	064301035 \$	1,040.19
RAWHIDE TRUCKING, IN	2000	1	17	06147 S	1742876109600	CW	31-AUG-1999	I		7347	067501034 \$	956.46
RAWHIDE TRUCKING, IN	2000	2	17	06147 S	1742876109600	CW	31-AUG-1999	I		7347	067501034 \$	956.46
ROADSAFE, INC.	1999	9	18	04606 S	1752500176800	CW	31-DEC-1996	E		7347	004707122 \$	350.00
ROADSAFE, INC.	1999	12	18	04606 S	1752500176800	CW	31-DEC-1996	E		7347	004707122 \$	917.00
ROADSAFE, INC.	2000	3	18	04606 S	1752500176800	CW	31-DEC-1996	E		7347	004707122 \$	122.88
ROADWAY CONSTRUCTION	1999	9	12	03541 S	1760333442000	HI	1-JUN-2000	X		7347	017803122 \$	40,986.32
ROADWAY CONSTRUCTION	1999	9	12	03541 S	1760333442000	HI	1-JUN-2000	X		7347	017711119 \$	84,387.00
ROADWAY CONSTRUCTION	1999	9	12	03541 S	1760333442000	HI	1-JUN-2000	X		7347	097901021 \$	31,347.62
ROADWAY CONSTRUCTION	1999	10	12	03541 S	1760333442000	HI	1-JUN-2000	X		7347	017711091 \$	68,225.00
ROADWAY CONSTRUCTION	1999	10	12	03541 S	1760333442000	HI	1-JUN-2000	X		7347	097901021 \$	31,347.62
ROADWAY CONSTRUCTION	1999	10	12	03541 S	1760333442000	HI	1-JUN-2000	X		7347	017711119 \$	21,731.00
ROADWAY CONSTRUCTION	1999	10	12	03541 S	1760333442000	HI	1-JUN-2000	X		7347	037602016 \$	12,723.96
ROADWAY CONSTRUCTION	1999	10	12	03541 S	1760333442000	HI	1-JUN-2000	X		7347	091271435 \$	19,651.27
ROADWAY CONSTRUCTION	1999	11	12	03541 S	1760333442000	HI	1-JUN-2000	X		7347	091271644 \$	112,320.00
ROADWAY CONSTRUCTION	1999	11	12	03541 S	1760333442000	HI	1-JUN-2000	X		7347	017711119 \$	71,807.00
ROADWAY CONSTRUCTION	1999	11	12	03541 S	1760333442000	HI	1-JUN-2000	X		7347	017803122 \$	93,883.37
ROADWAY CONSTRUCTION	1999	11	12	03541 S	1760333442000	HI	1-JUN-2000	X		7347	017711091 \$	14,656.00
ROADWAY CONSTRUCTION	1999	11	12	03541 S	1760333442000	HI	1-JUN-2000	X		7347	097901021 \$	30,864.32
ROADWAY CONSTRUCTION	1999	11	12	03541 S	1760333442000	HI	1-JUN-2000	X		7347	091271435 \$	28,475.74

DBE NAME	YEAR	MON	DIST	DBE CODE	VID	ETHNIC	EXPIRATION	CERT	HUB?	OBJECT	CSJ NUMBER	AMOUNT
ROADWAY CONSTRUCTION	1999	12	12	03541 S	1760333442000	HI	1-JUN-2000	X		7347	097901021 \$	19,864.45
ROADWAY CONSTRUCTION	1999	12	12	03541 S	1760333442000	HI	1-JUN-2000	X		7347	017711091 \$	32,069.00
ROADWAY CONSTRUCTION	1999	12	12	03541 S	1760333442000	HI	1-JUN-2000	X		7347	017803122 \$	143,849.92
ROADWAY CONSTRUCTION	1999	12	12	03541 S	1760333442000	HI	1-JUN-2000	X		7347	017711119 \$	108,846.00
ROADWAY CONSTRUCTION	1999	12	12	03541 S	1760333442000	HI	1-JUN-2000	X		7347	091271435 \$	47,996.48
ROADWAY CONSTRUCTION	1999	12	12	03541 S	1760333442000	HI	1-JUN-2000	X		7347	091271644 \$	40,906.61
ROADWAY CONSTRUCTION	2000	1	12	03541 S	1760333442000	HI	1-JUN-2000	X		7347	091271435 \$	12,750.00
ROADWAY CONSTRUCTION	2000	1	12	03541 S	1760333442000	HI	1-JUN-2000	X		7347	017711119 \$	147,353.00
ROADWAY CONSTRUCTION	2000	1	12	03541 S	1760333442000	HI	1-JUN-2000	X		7347	017711091 \$	62,356.00
ROADWAY CONSTRUCTION	2000	1	12	03541 S	1760333442000	HI	1-JUN-2000	X		7347	097901021 \$	28,149.91
ROADWAY CONSTRUCTION	2000	1	13	03541 S	1760333442000	HI	1-JUN-2000	X		7347	042002038 \$	49,621.83
ROADWAY CONSTRUCTION	2000	2	12	03541 S	1760333442000	HI	1-JUN-2000	X		7347	091271644 \$	101,046.75
ROADWAY CONSTRUCTION	2000	2	12	03541 S	1760333442000	HI	1-JUN-2000	X		7347	091271435 \$	32,585.94
ROADWAY CONSTRUCTION	2000	2	12	03541 S	1760333442000	HI	1-JUN-2000	X		7347	097901021 \$	10,702.70
ROADWAY CONSTRUCTION	2000	2	12	03541 S	1760333442000	HI	1-JUN-2000	X		7347	017711091 \$	6,772.00
ROADWAY CONSTRUCTION	2000	2	12	03541 S	1760333442000	HI	1-JUN-2000	X		7347	017711119 \$	108,859.00
ROADWAY CONSTRUCTION	2000	3	12	03541 S	1760333442000	HI	1-JUN-2000	X		7347	017711119 \$	93,988.00
ROADWAY CONSTRUCTION	2000	3	12	03541 S	1760333442000	HI	1-JUN-2000	X		7347	017803122 \$	58,096.90
ROADWAY CONSTRUCTION	2000	3	12	03541 S	1760333442000	HI	1-JUN-2000	X		7347	017711091 \$	26,558.00
ROADWAY CONSTRUCTION	2000	3	12	03541 S	1760333442000	HI	1-JUN-2000	X		7347	097901021 \$	230.20
ROADWAY CONSTRUCTION	2000	4	5	03541 S	1760333442000	HI	1-JUN-2000	X		7347	090500023 \$	89,757.90
ROADWAY CONSTRUCTION	2000	4	12	03541 S	1760333442000	HI	1-JUN-2000	X		7347	017711119 \$	25,567.00
ROADWAY CONSTRUCTION	2000	4	12	03541 S	1760333442000	HI	1-JUN-2000	X		7347	091271435 \$	2,500.00
ROADWAY CONSTRUCTION	2000	5	12	03541 S	1760333442000	HI	1-JUN-2000	X		7347	091271435 \$	6,600.00
ROADWAY CONSTRUCTION	2000	5	12	03541 S	1760333442000	HI	1-JUN-2000	X		7347	097901021 \$	16,053.20
ROADWAY CONSTRUCTION	2000	6	12	03541 S	1760333442000	HI	1-JUN-2000	X		7347	017711119 \$	135,186.00
ROADWAY CONSTRUCTION	2000	7	12	03541 S	1760333442000	HI	1-JUN-2000	X		7347	097901021 \$	19,225.26
ROADWAY CONSTRUCTION	2000	8	12	03541 S	1760333442000	HI	1-JUN-2000	X		7347	091271435 \$	13,755.44
S A TRANSPORT COMPAN	1999	11	21	04313 S	1742660533700	HI	18-AUG-1999	G		7347	025509059 \$	54,000.00
S A TRANSPORT COMPAN	1999	12	21	04313 S	1742660533700	HI	18-AUG-1999	G		7347	025509059 \$	15,370.40
S A TRANSPORT COMPAN	2000	1	21	04313 S	1742660533700	HI	18-AUG-1999	G		7347	025509059 \$	929.62
S A TRANSPORT COMPAN	2000	2	21	04313 S	1742660533700	HI	18-AUG-1999	G		7347	025509059 \$	19,156.47
S A TRANSPORT COMPAN	2000	3	21	04313 S	1742660533700	HI	18-AUG-1999	G		7347	025509059 \$	15,756.98
S A TRANSPORT COMPAN	2000	4	21	04313 S	1742660533700	HI	18-AUG-1999	G		7347	025509059 \$	34,861.63
S A TRANSPORT COMPAN	2000	5	21	04313 S	1742660533700	HI	18-AUG-1999	G		7347	025509059 \$	17,556.58
SAN ANTONIO PRE-STRE	1999	9	11	05092 S	1741907267700	CW	30-SEP-1995	I		7347	017601067 \$	8,525.85
SAN ANTONIO PRE-STRE	1999	9	15	05092 S	1741907267700	CW	30-SEP-1995	I		7347	052104222 \$	13,730.19
SAN ANTONIO PRE-STRE	1999	9	15	05092 S	1741907267700	CW	30-SEP-1995	I		7347	001710169 \$	10,612.20
SAN ANTONIO PRE-STRE	1999	9	18	05092 S	1741907267700	CW	30-SEP-1995	I		7347	000911138 \$	12,620.65
SAN ANTONIO PRE-STRE	1999	10	12	05092 S	1741907267700	CW	30-SEP-1995	I		7347	050004085 \$	6,837.16
SAN ANTONIO PRE-STRE	1999	11	18	05092 S	1741907267700	CW	30-SEP-1995	I		7347	013503037 \$	4,934.26
SAN ANTONIO PRE-STRE	1999	11	21	05092 S	1741907267700	CW	30-SEP-1995	I		7347	003917119 \$	2,734.81
SAN ANTONIO PRE-STRE	1999	12	14	05092 S	1741907267700	CW	30-SEP-1995	I		7347	001508090 \$	89,454.01
SAN ANTONIO PRE-STRE	1999	12	21	05092 S	1741907267700	CW	30-SEP-1995	I		7347	003917119 \$	6,794.68
SAN ANTONIO PRE-STRE	2000	1	14	05092 S	1741907267700	CW	30-SEP-1995	I		7347	001508090 \$	89,454.01
SAN ANTONIO PRE-STRE	2000	1	15	05092 S	1741907267700	CW	30-SEP-1995	I		7347	052104222 \$	120.00

DBE NAME	YEAR	MON	DIST	DBE CODE	VID	ETHNIC	EXPIRATION	CERT HUB?	OBJECT	CSJ NUMBER	AMOUNT
SAN ANTONIO PRE-STRE	2000	2	14	05092 S	1741907267700	CW	30-SEP-1995	I	7347	001508090 \$	38,189.56
SAN ANTONIO PRE-STRE	2000	3	14	05092 S	1741907267700	CW	30-SEP-1995	I	7347	001508090 \$	58,101.91
SAN ANTONIO PRE-STRE	2000	3	15	05092 S	1741907267700	CW	30-SEP-1995	I	7347	052104222 \$	10,659.36
SAN ANTONIO PRE-STRE	2000	4	2	05092 S	1741907267700	CW	30-SEP-1995	I	7347	017104048 \$	11,481.12
SAN ANTONIO PRE-STRE	2000	4	12	05092 S	1741907267700	CW	30-SEP-1995	I	7347	050004085 \$	9,394.62
SAN ANTONIO PRE-STRE	2000	4	14	05092 S	1741907267700	CW	30-SEP-1995	I	7347	001508090 \$	3,121.17
SAN ANTONIO PRE-STRE	2000	5	11	05092 S	1741907267700	CW	30-SEP-1995	I	7347	019904057 \$	18,681.67
SAN ANTONIO PRE-STRE	2000	5	12	05092 S	1741907267700	CW	30-SEP-1995	I	7347	050004085 \$	2,542.04
SAN ANTONIO PRE-STRE	2000	5	14	05092 S	1741907267700	CW	30-SEP-1995	I	7347	001508090 \$	3,121.17
SANCHEZ CONSTRUCTION	1999	9	24	03628 S	2462960753200	HI	31-MAY-1999	G	7347	041504010 \$	53,838.40
SANCHEZ CONSTRUCTION	1999	10	24	03628 S	2462960753200	HI	31-MAY-1999	G	7347	041504010 \$	62,920.40
SANCHEZ CONSTRUCTION	1999	11	24	03628 S	2462960753200	HI	31-MAY-1999	G	7347	041504010 \$	29,921.20
SANCHEZ CONSTRUCTION	1999	12	24	03628 S	2462960753200	HI	31-MAY-1999	G	7347	041504010 \$	10,892.97
SANCHEZ CONSTRUCTION	2000	1	24	03628 S	2462960753200	HI	31-MAY-1999	G	7347	041504010 \$	2,762.37
SANCHEZ CONSTRUCTION	2000	2	24	03628 S	2462960753200	HI	31-MAY-1999	G	7347	041504010 \$	4,932.00
SANCHEZ CONSTRUCTION	2000	3	24	03628 S	2462960753200	HI	31-MAY-1999	G	7347	041504010 \$	10,000.00
SANCHEZ CONSTRUCTION	2000	6	24	03628 S	2462960753200	HI	31-MAY-1999	G	7347	041504010 \$	49,775.00
SANCHEZ CONSTRUCTION	2000	7	24	03628 S	2462960753200	HI	31-MAY-1999	G	7347	041504010 \$	5,000.00
SHINN, INC., VERNA	1999	9	11	04561 S	1752148214500	CW	31-JAN-1999	I	7347	021305031 \$	2,943.00
SIMPSON CONSTRUCTION	1999	9	10	04078 S	2463411164500	BL	28-FEB-1999	I	7347	069702032 \$	950.00
SIMPSON CONSTRUCTION	1999	9	10	04078 S	2463411164500	BL	28-FEB-1999	I	7347	039208013 \$	3,667.14
SIMPSON CONSTRUCTION	1999	9	19	04078 S	2463411164500	BL	28-FEB-1999	I	7347	021804070 \$	950.00
SIMPSON CONSTRUCTION	1999	10	10	04078 S	2463411164500	BL	28-FEB-1999	I	7347	069702032 \$	27,367.77
SIMPSON CONSTRUCTION	1999	11	17	04078 S	2463411164500	BL	28-FEB-1999	I	7347	031507010 \$	30,778.62
SIMPSON CONSTRUCTION	1999	12	17	04078 S	2463411164500	BL	28-FEB-1999	I	7347	031507010 \$	404,507.30
SIMPSON CONSTRUCTION	2000	3	17	04078 S	2463411164500	BL	28-FEB-1999	I	7347	031507010 \$	41,894.32
SIMPSON CONSTRUCTION	2000	6	17	04078 S	2463411164500	BL	28-FEB-1999	I	7347	031507010 \$	17,491.05
SIMPSON CONSTRUCTION	2000	6	19	04078 S	2463411164500	BL	28-FEB-1999	I	7347	021804070 \$	36,603.42
SOUTHWEST AGGREGATES	1999	9	7	02103 S	1742732265000	HI	30-JUN-1999	I	7347	037505022 \$	25,671.75
SOUTHWEST AGGREGATES	1999	10	7	02103 S	1742732265000	HI	30-JUN-1999	I	7347	090700044 \$	77,036.69
SOUTHWEST AGGREGATES	1999	10	7	02103 S	1742732265000	HI	30-JUN-1999	I	7347	037505022 \$	35,784.38
SOUTHWEST AGGREGATES	1999	11	7	02103 S	1742732265000	HI	30-JUN-1999	I	7347	037505022 \$	56,642.25
SOUTHWEST AGGREGATES	1999	12	7	02103 S	1742732265000	HI	30-JUN-1999	I	7347	037505022 \$	18,671.25
T.A.M.E. CONSTRUCTIO	1999	9	15	05690 S	1742788040000	CW	30-JUN-1999	I	7347	091512121 \$	52,049.36
T.A.M.E. CONSTRUCTIO	1999	9	15	05690 S	1742788040000	CW	30-JUN-1999	I	7347	029111019 \$	18,043.15
T.A.M.E. CONSTRUCTIO	1999	10	15	05690 S	1742788040000	CW	30-JUN-1999	I	7347	029111019 \$	45,089.58
T.A.M.E. CONSTRUCTIO	1999	10	15	05690 S	1742788040000	CW	30-JUN-1999	I	7347	052106082 \$	1,045.00
T.A.M.E. CONSTRUCTIO	1999	10	15	05690 S	1742788040000	CW	30-JUN-1999	I	7347	002407042 \$	5,916.45
T.A.M.E. CONSTRUCTIO	1999	11	15	05690 S	1742788040000	CW	30-JUN-1999	I	7347	052106082 \$	2,565.00
T.A.M.E. CONSTRUCTIO	1999	11	15	05690 S	1742788040000	CW	30-JUN-1999	I	7347	029111019 \$	7,518.71
T.A.M.E. CONSTRUCTIO	1999	12	15	05690 S	1742788040000	CW	30-JUN-1999	I	7347	052106082 \$	2,340.80
T.A.M.E. CONSTRUCTIO	1999	12	15	05690 S	1742788040000	CW	30-JUN-1999	I	7347	091512121 \$	16,606.73
T.A.M.E. CONSTRUCTIO	1999	12	15	05690 S	1742788040000	CW	30-JUN-1999	I	7347	029111019 \$	70,651.44
T.A.M.E. CONSTRUCTIO	2000	1	15	05690 S	1742788040000	CW	30-JUN-1999	I	7347	002407042 \$	9,783.00
T.A.M.E. CONSTRUCTIO	2000	1	15	05690 S	1742788040000	CW	30-JUN-1999	I	7347	052106082 \$	2,646.23
T.A.M.E. CONSTRUCTIO	2000	2	15	05690 S	1742788040000	CW	30-JUN-1999	I	7347	052106082 \$	2,264.60



DBE NAME	YEAR	MON	DIST	DBE CODE	VID	ETHNIC	EXPIRATION	CERT	HUB?	OBJECT	CSJ NUMBER	AMOUNT
T.A.M.E. CONSTRUCTIO	2000	5	15	05690 S	1742788040000	CW	30-JUN-1999	I		7347	091512121 \$	14,421.92
T.A.M.E. CONSTRUCTIO	2000	6	15	05690 S	1742788040000	CW	30-JUN-1999	I		7347	091512246 \$	7,203.35
T.A.M.E. CONSTRUCTIO	2000	7	15	05690 S	1742788040000	CW	30-JUN-1999	I		7347	091512246 \$	7,026.16
T.A.M.E. CONSTRUCTIO	2000	8	15	05690 S	1742788040000	CW	30-JUN-1999	I		7347	052104227 \$	122,615.38
TED ALVAREZ TRUCKING	1999	10	18	06159 S	2459729349700	HI	31-AUG-1999	I		7347	019606019 \$	116,454.25
TED ALVAREZ TRUCKING	1999	11	18	06159 S	2459729349700	HI	31-AUG-1999	I		7347	019603200 \$	5,328.00
TED ALVAREZ TRUCKING	2000	1	18	06159 S	2459729349700	HI	31-AUG-1999	I		7347	019603200 \$	9,136.00
TED ALVAREZ TRUCKING	2000	1	18	06159 S	2459729349700	HI	31-AUG-1999	I		7347	019606019 \$	12,395.25
TED ALVAREZ TRUCKING	2000	2	18	06159 S	2459729349700	HI	31-AUG-1999	I		7347	019606019 \$	22,001.00
TED ALVAREZ TRUCKING	2000	3	18	06159 S	2459729349700	HI	31-AUG-1999	I		7347	019606019 \$	11,615.75
TED ALVAREZ TRUCKING	2000	4	18	06159 S	2459729349700	HI	31-AUG-1999	I		7347	091824064 \$	4,112.00
TED ALVAREZ TRUCKING	2000	4	18	06159 S	2459729349700	HI	31-AUG-1999	I		7347	019603200 \$	16,560.00
TED ALVAREZ TRUCKING	2000	6	18	06159 S	2459729349700	HI	31-AUG-1999	I		7347	019603200 \$	4,736.00
TED ALVAREZ TRUCKING	2000	7	18	06159 S	2459729349700	HI	31-AUG-1999	I		7347	019603200 \$	416.00
TED ALVAREZ TRUCKING	2000	7	18	06159 S	2459729349700	HI	31-AUG-1999	I		7347	019606019 \$	43,694.00
TED ALVAREZ TRUCKING	2000	7	18	06159 S	2459729349700	HI	31-AUG-1999	I		7347	091824064 \$	6,116.00
TED ALVAREZ TRUCKING	2000	8	18	06159 S	2459729349700	HI	31-AUG-1999	I		7347	019603200 \$	320.00
TEXAS SHAFTS, INC.	1999	9	18	03246 S	1752303676600	CW	31-MAY-1998	I		7347	009202090 \$	19,873.05
TEXAS SHAFTS, INC.	1999	10	2	03246 S	1752303676600	CW	31-MAY-1998	I		7347	001416211 \$	9,006.00
TEXAS SHAFTS, INC.	1999	10	11	03246 S	1752303676600	CW	31-MAY-1998	I		7347	017601067 \$	538.65
TEXAS SHAFTS, INC.	1999	10	18	03246 S	1752303676600	CW	31-MAY-1998	I		7347	058101090 \$	9,987.14
TEXAS SHAFTS, INC.	1999	11	2	03246 S	1752303676600	CW	31-MAY-1998	I		7347	001416211 \$	8,369.75
TEXAS SHAFTS, INC.	1999	11	18	03246 S	1752303676600	CW	31-MAY-1998	I		7347	296401014 \$	4,157.05
TEXAS SHAFTS, INC.	1999	11	18	03246 S	1752303676600	CW	31-MAY-1998	I		7347	004707122 \$	41,969.35
TEXAS SHAFTS, INC.	1999	12	18	03246 S	1752303676600	CW	31-MAY-1998	I		7347	009202090 \$	14,483.69
TEXAS SHAFTS, INC.	1999	12	18	03246 S	1752303676600	CW	31-MAY-1998	I		7347	296401014 \$	12,830.70
TEXAS SHAFTS, INC.	1999	12	18	03246 S	1752303676600	CW	31-MAY-1998	I		7347	104703038 \$	12,013.11
TEXAS SHAFTS, INC.	2000	1	2	03246 S	1752303676600	CW	31-MAY-1998	I		7347	001416211 \$	62,852.00
TEXAS SHAFTS, INC.	2000	1	18	03246 S	1752303676600	CW	31-MAY-1998	I		7347	296401014 \$	8,116.80
TEXAS SHAFTS, INC.	2000	1	18	03246 S	1752303676600	CW	31-MAY-1998	I		7347	009202090 \$	20,943.71
TEXAS SHAFTS, INC.	2000	2	2	03246 S	1752303676600	CW	31-MAY-1998	I		7347	001416211 \$	7,194.65
TEXAS SHAFTS, INC.	2000	2	18	03246 S	1752303676600	CW	31-MAY-1998	I		7347	009202090 \$	31,011.80
TEXAS SHAFTS, INC.	2000	2	18	03246 S	1752303676600	CW	31-MAY-1998	I		7347	296401014 \$	7,440.00
TEXAS SHAFTS, INC.	2000	2	18	04808 S	1752303676600	CW	31-MAY-1998	I		7347	004709019 \$	43,890.00
TEXAS SHAFTS, INC.	2000	3	18	03246 S	1752303676600	CW	31-MAY-1998	I		7347	004707122 \$	187,831.01
TEXAS SHAFTS, INC.	2000	4	2	03246 S	1752303676600	CW	31-MAY-1998	I		7347	001416211 \$	34,143.00
TEXAS SHAFTS, INC.	2000	4	18	03246 S	1752303676600	CW	31-MAY-1998	I		7347	104703038 \$	12,676.40
TEXAS SHAFTS, INC.	2000	5	2	03246 S	1752303676600	CW	31-MAY-1998	I		7347	001416211 \$	45,885.00
TEXAS SHAFTS, INC.	2000	7	18	03246 S	1752303676600	CW	31-MAY-1998	I		7347	009202090 \$	19,548.15
WILDCAT ELECTRIC SUP	1999	9	15	05095 S	1741610301200	CW	18-JUL-1998	I	Y	7347	007308121 \$	10,447.91
WILDCAT ELECTRIC SUP	2000	5	15	05095 S	1741610301200	CW	18-JUL-1998	I	Y	7347	052104227 \$	5,391.58

OBJECT OF EXPENDITURE TOTAL: 7347

\$ 16,823,513.21

\*\*\*\*\*  
\* REPORT IS FOR SEP 1, 1999 - AUG 31,2000- FISCAL YEAR 2000\*  
\* SUBCONTRACT EXPENDITURES NOT INCLUDED IN COMMISSIONERS REP\*  
\* AND NOT INCLUDED IN DOWNLOAD TO GSC AT BOY \*  
\*\*\*\*\*

TOTAL CONSTRUCTION :\$ 16,823,513.21  
TOTAL PROFESSIONAL SERVICES :\$ 96,948.46

TOTAL SUBCONTRACT AMOUNT :\$ 16,920,461.67

Texas Department of  
Mental Health and Mental Retardation

Karen F. Hale, M.S.S.A.  
Commissioner

**Supplemental Summary for Fiscal Year 2000 Annual HUB Report -- Agency Code 655**

The Texas Department of Mental Health and Mental Retardation (TDMHMR) has made Good Faith Efforts to strengthen its commitment to the Historically Underutilized Business (HUB) Program by increasing its outreach activities and implementing several initiatives, which are expected to produce positive performance results.

Identifying outreach as a key element to the success of the HUB program, the department has been aggressive in its outreach efforts and has participated in over thirty-five HUB Networking opportunities in Fiscal Year 2000. In addition, department representatives serve on various HUB committees to increase awareness of procurement opportunities.

TDMHMR initiated and continues to support the efforts and activities of the HUB Construction Workgroup which is a collaboration of state and HUB entities working in concert to make an effective impact on the HUB program. The workgroup's collective efforts have produced an advertising campaign to create awareness of over \$300 million dollars of construction opportunities potentially available to the HUB market. The Construction Workgroup also produced its first conference in conjunction with the Hispanic Contractors Association. The conference was hosted at the University of Texas - Pan American on March 9, 2000. Other collaborative efforts in which TDMHMR is involved include development of a Memorandum of Cooperation with the Texas Association of African-American Chambers of Commerce and the Texas Association of Mexican American Chambers of Commerce. The Texas Department of Criminal Justice and the University of Texas - Austin actively participate in this effort as well.

TDMHMR representatives participated in the General Services Commission's (GSC) HUB Discussion Meetings. These meetings provided input for the development of the new GSC HUB rules. (Those rules which have since been adopted by TDMHMR.) The department also actively participates in and hosts the GSC Cooperative Quarterly Meetings.

TDMHMR has also worked to identify factors that adversely effect the HUB utilization percentages in the department's performance. A substantial percentage of the department's total reportable expenditures are in the areas of medical services, pharmaceuticals and bulk food purchases. There are a limited number of HUB vendors available to provide these services/products. Another factor that has had a detrimental effect on HUB utilization percentages for FY 2000 is a reduction in our capital construction funding for FY 2000 and FY 2001. In FY 1999, total Special Trade expenditures were \$22.6 million with HUB utilization of \$2.7 million, a figure which accounted for 26% of the agency's total spending with HUBs. In FY 2000, with overall construction funding reduced the Special Trade Expenditures totaled only \$11.2 million and the HUB component of Special Trade spending totaled \$1 million.

TDMHMR is committed to further strengthening its efforts to more greatly utilize Historically Underutilized Businesses in the department's procurement and contracting activities. To that end we have also been reviewing HUB performance at our state schools and hospitals as we seek to identify best practices for use at all our facilities. Laura A. Cagle, HUB Coordinator, may be reached (512) 206-5881, to provide additional information.

Sincerely,



Karen F. Hale  
Commissioner



Central Office  
P.O. Box 12668  
Austin, TX  
78711-2668  
(512) 454-3761



# TEXAS DEPARTMENT OF CRIMINAL JUSTICE

P.O. Box 4014

Huntsville, Texas 77342-4014

Wayne Scott  
Executive Director

September 12, 2000

**SUBJECT: Agency 696 Supplemental Summary for the FY2000 Annual HUB Report**

The Texas Department of Criminal Justice (TDCJ) is firmly committed to promoting and increasing contracting opportunities with Historically Underutilized Businesses (HUB's). The program that is in progress to accomplish this is a highly structured program that is presented as the TDCJ HUB Action Plan. This action plan consists of 45 separate projects each with a written plan including all action steps, persons responsible, and due dates for completion. This plan is growing and projects are added as new opportunities are identified.

A project that the TDCJ is especially proud of is our contract with Globe-1 Inc. to capture all Agency written invitations to bid and forward them to all qualified HUB vendors. The Globe-1 computer receives bid data from the agency automatically with no purchaser intervention. Globe-1 matches this data with HUB's in their database that provide the product or service. The Globe-1 database is simply the Texas Certified HUB directory. When a match is made in the Globe-1 computer, the Request for Quotation or Invitation for Bid is automatically faxed or emailed to the HUB. All HUB's in Texas have an opportunity to participate in the bidding process for the goods and services they supply.

Other good faith effort projects currently listed in our HUB Action Plan include the following:

- Agency partnership with the Texas Association of Mexican American Chambers of Commerce (TAMACC) and the Texas Association of African American Chambers of Commerce (TAAACC).
- Program to have HUB suppliers present their products and services to TDCJ personnel.
- Increase utilization of HUB contractors in building renovation and remodeling.
- Increase utilization of HUB contractors in the professional services category.
- Increase utilization of HUB contractors in the other services category.
- Increase utilization of HUB contractors in the building construction category.
- Continuous revolving one on one training of TDCJ purchasers in locating and using HUB vendors.
- Attendance at economic opportunity forums and HUB oriented trade fairs where awards will be made.
- Attend construction pre-bid conferences and introduce HUB subcontractors to prime contractors.
- Identify HUB contractors that need certification or re-certification and assist them.
- Job Order Contracting HUB utilization plan.
- Purchase card HUB utilization plan.
- Assistance to and training of HUB vendors and contractors as necessary.
- Formation of HUB Action Committee with key purchasing and contracting personnel.
- Huntsville HUB trade show with TDCJ purchasers meeting new HUB vendors and contractors.
- Initiative to promote HUB trade shows in major cities with HUB's occupying the booths at low cost.
- Establish and promote mentor-protégé program.

Work is in progress on all of these projects and more. The TDCJ believes that these programs demonstrate our "Good Faith Effort" to improve participation of Historically Underutilized Businesses in the Agency's contracting opportunities. For further information contact James W. Davis – HUB Coordinator at (936) 437-2139.

Sincerely,

A handwritten signature in black ink that reads "David McNutt".

David McNutt  
Director of Financial Services



The Texas A&M University System Health Science Center

---

3302 Gaston Avenue  
Dallas, TX 75246  
214-828-8254 \* fax 214-828-8360

**Supplemental Summary for the FY 2000 Annual Hub Report**  
**Agency 709**

The Texas A&M University System Health Science Center, is fully committed to making a good faith effort to initiate, develop and implement a fair, open and inclusive procurement system which values and advocates the broadest possible Historically Underutilized Business participation.

The Texas A&M University System Health Science Center had been successful in its community outreach effort and has made a commitment to its involvement in the following outreach activities:

- A member of the Dallas Together Forum
- A member of the GSC's HUB Cooperative Committee
- Attended Texas A&M University System Hub Coordinators meetings
- Participated in the Feria '99 The Business and Career Development
- Attended the State Business Summit, Bringing Business & Political Leaders Together
- Participated in the 1<sup>st</sup> Economic Opportunity Forum of the New Millennium
- Attended General Services Commission GTC 2000
- Member of the Host Committee for the April 2000 Economic Opportunity Forum, Dallas, TX.
- Participated in the Med/Boss Week 2000
- Attended "The New HUB Game" presented by Senator Royce West.

As a healthcare and research institution, The Texas A&M University System Health Science Center must contract for goods and services in specific categories for which there is minimal or no HUB availability. We continue to research HUB potential in these areas, however, some non-availability continues in the areas of medical/research products and chemicals.

The Texas A&M University System Health Science Center is committed to a good faith effort needed to support the institution's mission as well as the administrative and logistical operations.

Submitted by:

Wauneta L. Holland  
Hub Coordinator

# TEXAS FOREST SERVICE

The Texas A&M University System

## Supplemental Summary for FY'00 Annual HUB Report for Agency 576

The following summary of activities demonstrate the Texas Forest Service's good faith efforts to improve the participation of HUB's in the agency's purchasing and contracting functions.

As a TAMU System component, the Texas Forest Service (TFS) participates in the TAMU HUB Advocacy Program in order to enhance the agency's good faith efforts. Also, as a TAMU System component, TFS construction and renovations projects are undertaken in accordance with procedures set forth in the Texas A&M University System Procedures for Physical Plant Construction Projects, which include procedures for HUB participation.

TFS policy requires all delegated purchases of commodities and services to be accomplished in accordance with adopted General Services Commission's (GSC) rules in a effort to maximize contracting opportunities with HUBs. TFS Purchasing Procedures (supplement to TAMUS System Policies) sets forth guidelines for personnel to follow to ensure maximum opportunity to certified HUB vendors.

The TFS Purchasing Office continues to instruct and work with agency departments in utilizing GSC's CMBL/HUB vendor list in order to increase the number of HUB vendors solicited and awarded non-competitive spot purchases of less than \$2,000. The Purchasing Office also continues to maintain and utilize it's in-house computer program to monitor the number of HUB bid request solicited, number of HUB responses received and number of awards made to HUB's.

Ongoing TFS out-reach efforts continue the agency's commitment to increase opportunities for HUB's. In cooperation with the Texas Agricultural Extension Service, the Texas Engineering Experiment Station, and the Texas Transportation Institute, the TFS is currently developing a group agency Mentor-Protégé Program that will assist HUB's and potential HUB's on how to do business with these agencies. This program's first forum, "Purchasing From The Inside" is scheduled for October 2000 in College Station, TX. In order to foster relationships with local HUB's, during FY 2001 this program will be extended to other parts of the state where these agencies have departmental/field office locations.


As part of the agency's out-reach efforts, the TFS participated in the following for FY2000:

(1) Sixth Annual Forum of Economic Opportunities in Houston, TX - Dec. 8, 1999, (2) First Economic Opportunity Forum of the New Millennium in Austin, TX - Jan. 20, 2000, (3) Doing Business in the Millennium and Beyond in Dallas, TX - April 6, 2000, (4) Government Procurement Connections 2000 in Houston, TX - April 25, 2000, (5) Fourth Annual Vendor/Hub Show in Huntsville, TX - May 2, 2000, (6) Second Congressional District Economic Opportunity EXPO 2000 in Lufkin, TX - Aug. 9, 2000

During FY 2000 the TFS was able to renew two major contracts with HUB vendors. The renewals were to Cutting Edge Communications, a certified HUB and Garcia Forestry, a non-certified minority-owned business.

Due to a severe wildfire season throughout the State of Texas this year the TFS had to execute numerous emergency purchases to support agency operations during Emergency Response Operations. These operations have to be expedited immediately upon wildfire occurrence and usually occur in remote areas of the state. These emergency conditions frequently cause situations where adequate HUB sources are not available within the time frames and locations required by the agency's emergency operations.

Sincerely,



Tom Boggus  
Associate Director

---

Office of the Director  
John B. Connally Building ★ 301 Tarrow, Suite 364 ★ College Station, Texas 77840-7896  
TEL 409/458-6600 ★ FAX 409/458-6610  
<http://tx.forestservice.tamu.edu>



# The Texas A&M University System

*Office of the Vice Chancellor for Academic and Student Affairs*

John B. Connally Building, 7th Floor • 301 Tarrow • College Station, Texas 77840-7896  
Phone (979) 458-6070 • Fax (979) 862-2679 • Campus Mailstop 1122 • <http://tamusystem.tamu.edu>

## ***Supplemental Summary for FY 2000 Annual HUB Report for Agency 710***

The Texas A&M University System (TAMUS) is committed to making a Good Faith Effort to assist Historically Underutilized Businesses (HUBs) to receive contract awards for design and construction and for the purchase of supplies, materials, equipment and services, including those relating to the issuance of bonds, in accordance with the goals established under the law by the General Services Commission. The procurement process seeks to ensure equal access to all businesses, encourage competition and promote other fair business practices.

The TAMUS HUB Advocacy Program was developed to further enhance opportunities of the women and minority business community (<http://tamusystem.tamu.edu/hub.html>). Elements of the program include:

- Coordinated efforts that disseminate information to System components regarding Good Faith Efforts, lists and reporting requirements.
- Outreach efforts that include networking opportunities with HUBs at economic opportunity forums, symposiums and HUB fairs as well as communicating with Small and Minority Business Development Centers, Chambers of Commerce and other HUB associations.

The TAMUS (710) includes the System Administrative and General Offices. The majority of its expenditures fund the large construction projects of the System which are managed by the Facilities Planning and Construction Department. Currently, over \$300,000,000 of construction projects are in various stages of development and construction. At the design stage, a construction project bid schedule is sent to HUB plan rooms and development centers to inform prospective HUB bidders well in advance of the bid date (<http://fpcnts.tamu.edu/fpc/>). Outreach efforts included the following:

- Participation in economic opportunity forums hosted by Rep. Dawnna Dukes, Sen. Royce West, Sen. Mario Gallegos and U.S. Rep. Martin Frost.
- Participation in small business expos/procurement fairs; the BOSS Conference, the Texas Association of African American Chambers of Commerce (TAAACC) Conference, and FERIA in Austin; the Hispanic Contractors Association, Expo, and Government Procurement Connection in Houston; and the Kelly AFB, City of San Antonio Business Conference, and the Texas Association of Mexican American Chambers of Commerce (TAMACC) in San Antonio.
- The System is a member of the GSC HUB Cooperative Committee, the HUB Construction Work Group Committee, the Texas Minority Business Opportunity Committee (TMBOC) and the GSC HUB Discussion Work Group (SB 178) Committee.

Facilities Planning and Construction is committed to doing its Good Faith Effort to assist HUBs in receiving equal economic opportunities. Efforts are being made to seek bids from HUB primes as well as subcontractors and to certify and recertify qualified HUBs. New HUB Subcontracting procedures and a Mentor Protégé Program are also being developed.

The Texas A&M University System is proactive and supports the State of Texas HUB program which creates an attitude that improves competition but does not create a preference.

*Tom Bullock Jr.*

Tom Bullock, Jr.  
System HUB Coordinator

TB/tcw  
September, 1999

#### Universities

Prairie View A&M University • Tarleton State University • Texas A&M International University • Texas A&M University • Texas A&M University-Commerce • Texas A&M University-Corpus Christi  
Texas A&M University-Kingsville • Texas A&M University-Texarkana • West Texas A&M University

#### Agencies

Texas Agricultural Experiment Station • Texas Agricultural Extension Service • Texas Engineering Experiment Station • Texas Engineering Extension Service • Texas Forest Service  
Texas Transportation Institute • Texas Veterinary Medical Diagnostic Laboratory • Texas Wildlife Damage Management Service



**TEXAS A & M UNIVERSITY**

Department of Purchasing Services

P.O. Box 30013

College Station, Texas 77842-0013

Phone (979) 845-3425

Fax (979) 845-3800

**Supplemental Summary for the FY 00 Semi-Annual HUB Report For Agency No. 711**

Texas A&M University continues to be fully committed to our Good Faith Effort Program as it relates to our Historically Underutilized Businesses Advocacy Program to develop and maintain supplier diversity while sustaining a fair, open and competitive bidding and procurement process. During FY 00, we have taken the following actions intended to improve HUB access and increase the opportunity of awards to HUBs:


Report Correction- Final HUB Report for Texas A&M University should have been corrected to reflect a higher percentage of expenditures with HUBs. The total percentage of expenditures with HUBs should have been 8.89% for FY00. The report error was due to a misunderstanding of reporting procedures on the part of Texas A&M University.

Out-Reach Program- Continued efforts in active support and participation in the Economic Opportunity Forums offered throughout the state has lead the University to include non-typical resource individuals at the various forums and conferences. Individuals from the Purchasing Services Department have participated in a minimum of 10 Economic Opportunity Forums, as well as serving on the HUB Discussion Group regarding SB 178. We also have representation on a statewide committee, The HUB Construction Work Group, which meets once a month. They are working to establish effective networking between state agencies and HUB associations to increase HUB participation of prime and sub contractors in the State of Texas Construction Program, and to develop a clearinghouse for construction information between state agencies.

Bid/Offer Opportunities- Below is a summary of bid and offer solicitations by Texas A&M University during FY 00:

No. of bids/offers sent to ethnic HUBs	955
No. of responses by ethnic HUBs	391
Response percentage	44%
No. of bids/offers sent to women HUBs	832
No. of responses by women HUBs	365
Response percentage	44%
No. of bids/offers sent to all HUBs	1787
No. of responses by all HUBs	748
Response percentage for all HUBs	42%
Total of bids sent out	4538
Total sent to HUBs	1787
Percentage of Bids sent to HUBs vs Total Bids Sent	39%

Non-Certified HUB Purchases- During FY 00, Texas A&M University purchased goods and services from non-certified HUBs with the total expenditure of \$759,204. The semi-annual report will not reflect these expenditures because the businesses are not officially certified by the General Services Commission.

Submitted by:   
Rex E. Janne, Director of Purchasing Services





COLLEGE OF  
ENGINEERING  
TEXAS A&M  
UNIVERSITY

TEXAS  
ENGINEERING  
EXPERIMENT  
STATION

TEXAS  
TRANSPORTATION  
INSTITUTE

TEXAS  
ENGINEERING  
EXTENSION  
SERVICE

**ENGINEERING PROGRAM • THE TEXAS A&M UNIVERSITY SYSTEM**

301 Royce E. Wisenbaker Engineering Research Center • Texas A&M University • College Station, Texas 77843-3126 • (409) 845-1321

SUPPLEMENTAL SUMMARY FOR FY2000 ANNUAL HUB REPORT FOR AGENCY 712

TEES placed 309 purchase orders between September 1, 1999 and August 31, 2000 for a total award of \$4,771,922.72. A comparative breakdown shows that 9.4% (\$448,122.39) of the total orders awarded were State Contract Orders. 19.9% (\$950,489.50) were direct publications, internal repairs, DIR orders, delegated purchases, etc. 36.5% (\$1,740,382.93) of the total orders awarded were approved sole source justified purchases. A total of \$1,632,927.90 or 34.2% was competitively bid and offered to minority and women-owned vendors.

TEES participates in HUB Advocacy Programs, HUB Coordinator meetings and Economic Opportunity Forums which are held throughout the State. These meetings provide opportunity to meet with representatives from other agencies to share initiatives regarding ways to increase our utilization of HUB vendors. Vendor exhibits are attended in order to see what goods and services are available from HUB vendors.

We compile and distribute an updated HUB vendor list, which is taken from the GSC Master Bidders List, for commodities most often used by TEES divisions. This service is quite useful in providing HUB vendor information to departmental personnel. TEES continues to assist HUB vendors in becoming certified, as well as assisting all vendors in making direct contact with departmental personnel responsible for initiating purchases. We encourage minority vendors to re-certify and offer assistance with problems encountered with the process.

Additional HUB vendor sources are located and these vendors receive bid packages in order to increase the opportunity for their response. This is especially important in the areas of major research equipment - research is the primary function of our agency - for which there are few minority owned or women owned businesses.

TEES remains a recipient of funding from the National Science Foundation for the Texas Alliance for Minority Participation which includes various state agencies, community colleges and industry national lab partners to increase the number of minorities earning degrees in engineering, mathematics and the sciences. Payments made to various universities and community colleges for disbursement to minority students for stipends, materials, supplies and equipment are currently excluded from reporting and thus we do not receive credit for this highly successful program. Expenditures for this reporting period are: \$1,051,725.95.

Carol J. Cantrell  
Assistant Vice Chancellor





THE UNIVERSITY OF TEXAS AT ARLINGTON

Supplemental Summary for FY '00 Annual HUB Report for Agency 714

The University of Texas at Arlington (UTA) is committed to making a good faith effort to increase purchases and contract awards with Historically Underutilized Business (HUB) vendors to insure all businesses have full and equal opportunity to provide the goods and services needed to support UTA's operations.

UTA provides a supportive inreach program to promote HUB procurement by educating departmental purchasers on the HUB program, providing departmental HUB performance reports, and allowing HUB vendors to give presentations at quarterly HUB Staff Coordinating Group meetings. UTA also provides internal HUB training through a HUB brochure, HUB webpage, New Employee Orientation sessions and university-wide compliance training program.

UTA's HUB Program Manager maintains an aggressive outreach program through her commitment and assistance at various events sponsored by the business organizations listed below. UTA also held two procurement conferences: an Economic Opportunity Forum for HUB vendors and the 4<sup>th</sup> Annual Martin Frost Federal Procurement Conference. UTA has also developed an Internet bidweb, where vendors can access UTA's bid opportunities and download bid information.

- U. S. Minority Business Development Agency
- General Services Commission
- Fort Worth Metropolitan Black Chamber
- Greater Dallas Hispanic Chamber of Commerce
- D/FW Minority Business Development Council
- Dallas Black Chamber of Commerce
- Tarrant Contracting Forum
- Grand Prairie Chamber of Commerce
- U.S. Small Business Administration
- Greater Dallas Chamber of Commerce
- Arlington African American Chamber of Commerce
- Arlington Hispanic Chamber of Commerce
- North Texas Women's Business Council
- Fort Worth Women's Business Assistance Center
- Business Opportunity Symposium Summit
- Arlington Chamber of Commerce

Although UTA makes every effort to utilize HUB vendors, payments are made to minority and woman-owned vendors not currently certified as HUBs. The first chart below reflects adjusted dollars for these payments, as well as payments in areas where HUBs are not available.

Purchase Category	Underutilized HUB payments (%)	Non-certified Underutilized HUB Payments (%)*	1 TAC Section 2155.067 Non-HUB Payments (%)**	HUB Non-Availability Payments**	Adjusted Underutilized HUB Payments (%)
Building Construction	Not Applicable	NA	NA	NA	NA
S. T. Construction	\$430,992 (6.1)	\$112,729 (1.6)	NA	NA	\$543,721 (7.6)
Professional Services	\$9,202 (2.4)	NA	NA	NA	NA
Other Services	\$709,401 (8.4)	\$ 25,258 (0.3)	\$2,584,357 (30.6)	\$34,930 (0.5)	\$734,659 (12.6)
Commodities	\$1,782,170 (10.2)	\$ 76,834 (0.5)	\$1,761,081 (10.1)	\$44,703 (0.3)	\$1,859,004 (11.8)

\*numerator adjustment; \*\*denominator adjustment

HUBs Submitting Bids and/or Proposals


Ethnic & Gender Categories	AS		BL		HI		NA		WO	Total
	M	F	M	F	M	F	M	F		
Number of HUB Bids/Proposals Received	104	68	352	60	195	91	69	0	647	1586

Number of Contracts Awarded to HUBs

Ethnic & Gender Categories	AS		BL		HI		NA		WO	Total
	M	F	M	F	M	F	M	F		
Number of Contracts Awarded	11	25	82	6	56	43	55	0	193	471

Dan Risik, C.P.M.  
Assistant Controller for Procurement Services

PROCUREMENT SERVICES



Fiscal Affairs

# PRAIRIE VIEW A&M UNIVERSITY

P. O. BOX 248  
PRAIRIE VIEW, TEXAS 77446-0248



## SUPPLEMENTAL SUMMARY FOR THE FY2000 ANNUAL HUB REPORT AGENCY 715

Prairie View A&M University wishes to provide an opportunity to minority and woman owned vendors of our goods and services in support of our operations. It is our policy to promote and extend our *"Good Faith Effort"* in achieving the maximum participation.

The following represents these efforts:

- Expo 2000 - Houston, Texas
- Greater Houston Minority Business Forum - Monthly
- University of Houston - Clear Lake Vendor Fair
- GSC Vendor Expo - Austin, Texas
- HUB Vendor Fair - Houston, Texas
- Senator Mario Gallegos' Vendor Forum
- BOSS - MED Week - Austin, Texas

Several minority vendors in our area that do a considerable amount of business with Prairie View A&M University are not listing with the HUB program. This represents over \$285,000.00 for FY2000. We continue to work with these vendors to get HUB certification.

Prairie View A&M University will continue to support the State HUB programs.

Sincerely,

Don Lindsay  
Purchasing Agent-HUB Director



*The Texas A&M University System*  
*Texas Engineering Extension Service*  
*Office of the Director*

**Supplemental Summary for the FY '00 Annual HUB Report  
Agency 716**

The Texas Engineering Extension Service (TEEX) continues its commitment to making a good faith effort to assist historically underutilized businesses to receive contract awards for the purchase of supplies, equipment, materials, service contracts and professional services. The procurement process seeks to ensure that all businesses are given equal access to TEEX's purchases. In attempting to meet the HUB goals established by the General Services Commission, TEEX promotes competitive and fair business practices.

The utilization of HUB firms by TEEX's divisions is encouraged to the maximum extent possible. Statewide goals for the utilization of qualified HUBs are distributed and made available to divisions and center personnel who are involved in the procurement effort. Division and centers are reminded of the need to make a good faith effort to include qualified HUBs in their spot purchases.

In an effort to increase HUB participation, TEEX has implemented the following steps:

Established a central database that tracks HUB expenditures by account;


Participates in the Economic Opportunity Forum sponsored by the Texas A&M University System;

Participated in the HUB Awareness Workshop sponsored by Texas A&M University and Sam Houston State University;

Maintains close contact with The Texas A&M University System HUB Coordinator to receive updates and information that will enhance the agency's HUB participation;

Works closely with Texas A&M University's Purchasing Department to ensure that qualified HUBs are included in bidders lists for major purchases.

TEEX will continue its efforts to increase and strengthen its HUB participation rates. We will continue to support the state's efforts and strive to include all qualified vendors in our purchasing program.

  
Arturo Alonzo, Jr., Ed.D.  
Associate Agency Director and HUB Coordinator

**TEEX**

For the time period of September 1, 1999 through August 31, 2000 the following information is being submitted as part of our supplemental letter for FY 00 Semi-Annual HUB Report.

**Agency Name:** Texas Engineering Extension Service

**Agency Number:** 716

Number of Bids to Ethnic Owned Companies:	170
Number of Responses by Ethnic Owned Companies:	35
Percentage Rate of Responses:	21%

Number of Bids to Woman Owned Companies:	184
Number of Responses by Woman Owned Companies:	34
Percentage Rate of Responses:	18%

Overall Total Bids Sent to HUBS:	354
Overall Total Responses By HUBS:	69
Percentage Rate of Responses:	19%

Total Bids Sent:	1032
Total Sent to HUBS:	354
Percentage of Bids Sent To HUBS VS Total Bids Sent:	34%



**TEXAS A&M UNIVERSITY**

Department of Purchasing Services  
P.O. Box 30013  
College Station, Texas 77842-0013  
Phone (979) 845-3425  
Fax (979) 845-3800

**Supplemental Summary for the FY 99 Semi-Annual HUB Report For Agency No. 718**

Texas A&M University-Galveston continues to be fully committed to our Good Faith Effort Program as it relates to our Historically Underutilized Businesses Advocacy Program to develop and maintain supplier diversity while sustaining a fair, open and competitive bidding and procurement process. During FY 00, we have taken the following actions intended to improve HUB access and increase the opportunity of awards to HUBs:


In-Reach Educational Program- All procurement-related training programs incorporate HUB resource materials to assist end users in identifying and utilizing HUBs for the purchase of goods and services that have been delegated.

Out-Reach Program- Continued efforts in active support and participation in the Economic Opportunity Forums offered throughout the state has lead the University to include non-typical resource individuals at the various forums and conferences. Including human resources, admissions and physical plant representatives has broaden the scope and exposure to the services provided and required by the university.

Bid/Offer Opportunities- Below is a summary of bid and offer solicitations by Texas A&M University-Galveston during FY 00:

No. of bids/offers sent to ethnic HUBs	48
No. of responses by ethnic HUBs	16
Response percentage	33%
No. of bids/offers sent to women HUBs	76
No. of responses by women HUBs	18
Response percentage	24%
No. of bids/offers sent to all HUBs	124
No. of responses by all HUBs	34
Response percentage for all HUBs	27%
Total of Bids sent to out	272
Total sent to HUBs	41
Percentage of Bids sent to HUBs vs Total Bids Sent	15%

Submitted by:

  
Rex E. Janne, Director of Purchasing Services





Texas State  
Technical College  
Harlingen

2424 Boxwood  
Harlingen, TX 78550-3697  
956/364-4000

**Supplemental Summary for the FY 2000 Annual HUB Report for Agency 719-2**

Texas State Technical College Harlingen (TSTC) is committed to making a Good Faith Effort in contracting with and assisting Historically Underutilized Businesses (HUBs). TSTC also ensures a competitive procurement process that provides fair and equal access to all businesses. TSTC believes that this is the ethical and appropriate method of business.

The following is a summary of highlights of the HUB program for the fiscal year 2000:

**COMMUNITY OUTREACH:**

- Co-host the "First Economic Opportunity Forum of the New Millennium" held in Austin, TX – January 20, 2000
- Attended the First Annual State of Texas Purchasers Conference held in Austin, TX - February 16 – 17, 2000
- Co-host the South Texas Construction Conference held in Edinburg, TX – March 9, 2000
- Attended the HUB Cooperative Committee quarterly meeting held in Austin, TX – April 18, 2000
- Attended the GSC HUB Requirements of Senate Bill 178 Training held in Austin, TX – May 17, 2000
- Attended the South Texas Mentor Protégé Initiative Committee Meetings held in Edinburg, TX – June 9 and July 19, 2000
- Attended the Harlingen Area Chamber Summer Showcase held in Harlingen, TX – June 29, 2000
- Hosted the "Selling Your Goods and Services to the Regional Academic Health Centers (RACH) of the Rio Grande Valley" seminar held in Harlingen, TX – July 20, 2000

**OTHER COMMUNITY OUTREACH:**

- Establishment of networking system with other agencies, organizations, and communities
- Member of the Harlingen Hispanic Chamber of Commerce
- Member of the South Texas Mentor Protégé Initiative Committee
- Promotion of the HUB program to community organizations such as Tech Prep, South Texas Border Conference, local chambers

**COLLEGE INREACH:**

- Purchasing/HUB training for departments.
- Daily contact with campus departments and vendors.
- Development and coordination of the 73<sup>rd</sup> Legislative guidelines regarding HUB procurement reports with the college's financial software.
- Implementation of the HUB program as part of the Institutional Effectiveness Unit Action Plan for Purchasing.
- Observe General Service Commission (GSC) bidding procedures and encourage HUBs to participate in bidding process.
- Assist vendors in getting certified as HUBs, Centralized Masters Bidder List (CMBL) and Qualified Information Service Vendors (QISV).

TSTC purchases highly specialized equipment and services to support our technical programs for which no HUB vendors exist. Texas State Technical College Harlingen will continue to work diligently to achieve the goals necessary for a successful HUB program.

Respectfully Submitted,

Linda E. Rodriguez  
Director of Purchasing & HUB Coordinator



Academic Component Institutions:  
 The University of Texas at Arlington  
 The University of Texas at Austin  
 The University of Texas at Brownsville  
 The University of Texas at Dallas  
 The University of Texas at El Paso  
 The University of Texas-Pan American  
 The University of Texas of the Permian Basin  
 The University of Texas at San Antonio  
 Institute of Texan Cultures  
 The University of Texas at Tyler



Health Component Institutions:  
 The University of Texas Southwestern Medical Center at Dallas  
 The University of Texas Medical Branch at Galveston  
 The University of Texas Health Science Center at Houston  
 The University of Texas Health Science Center at San Antonio  
 The University of Texas M.D. Anderson Cancer Center  
 The University of Texas Health Center at Tyler

## THE UNIVERSITY OF TEXAS SYSTEM

### Office of Business Affairs

201 WEST SEVENTH STREET AUSTIN, TEXAS 78701-2981  
 Facsimile (512) 499-4573

### Supplemental Summary for the FY 2000 "Annual" HUB Report - Agency 720

The University of Texas System Administration has worked closely with the General Services Commission in the process of planning for implementation of HUB program legislation passed by the 76<sup>th</sup> Texas Legislature. Implementing Policies and Procedures are or will be published in the Regents' Policy on Utilization of Historically Underutilized Business (HUB) Firms, in Business Procedures Memorandum No. 58, in strategic and action plans, and in procurement manuals.

Measurements of supply marketplace variables, including demand for goods/services for which no HUB suppliers are available and payments to non-certified HUB firms, including graduated firms, are important considerations in evaluating program performance. Payments exceeding \$2.4 million made by this agency to non-certified underutilized HUB firms during the reporting period are not reflected in published program performance measures. An analysis of that factor and of HUB non-availability on program results for the reporting period is presented below.


The nature and types of medical malpractice claims are extremely varied. Some claims have minimal exposure to the insured physician if properly handled; other claims involve multi-million dollar exposure, exceeding policy limits, with substantial risk to the estate of the individual defendant. It is deemed preferable to match each case with the defense attorney's skill, experience and knowledge of local judge and jury situations. Approximately 50% of U. T. System Self-Insurance Plan cases involve HUB non-capacity. The justification for this estimate is found in the complexity of the cases, exposure of individual faculty physicians, need for local representation, and requisite legal expertise.

All U. T. System bonds/notes are rated by at least two of the three nationally recognized bond rating agencies: Standard & Poors, Moody's, and Fitch. When bonds/notes are sold, a paying agent/registrar is selected to maintain a record of bondholders and to pay the periodic interest and principal payments. The paying agent/registrar is typically a bank that must be automated and capable of meeting the requirements that may be specified by the Depository Trust Company in New York. HUB firms that provide bond counsel, financial, printing, and underwriting services are limited.

The following table presents an analysis of the effects of payments to non-certified HUB firms and HUB non-availability on HUB program performance measures:

Purchase Category	Total Expenditures	Underutilized HUB Payments (%)	Non-certified Underutilized HUB Payments *	HUB Non-Availability Payments **	Adjusted Underutilized HUB Payments (%)
Heavy Construction	-0-	-0-	-0-	-0-	-0-
Building Construction	\$260,851,503	\$25,423,570 9.8	\$17,197,009	\$2,729,482	\$42,620,579 16.3
S. T. Construction	306,870	2,668 .9	---	---	2,668 .9
Professional Services	16,686,691	1,331,725 8.0	704,267	9,242,813	2,035,992 12.2
Other Services	13,492,222	2,171,241 16.1	742,241	3,293,503	2,193,482 28.6
Commodities	3,300,081	1,768,110 23.3	9,223	87,788	777,333 24.2
<b>TOTAL</b>	<b>\$294,637,367</b>	<b>\$29,697,314 10.1</b>	<b>\$18,652,740</b>	<b>\$15,353,587</b>	<b>\$48,350,054 17.3</b>

\* numerator adjustment; \*\* denominator adjustment

  
 Lewis W. Wright  
 Associate Vice Chancellor for Business Affairs

201 W. 7<sup>th</sup> Street - Rm. 424  
 Austin, Texas 78701  
 (512) 499-4530  
 lwright@utsystem.edu





OFFICE OF THE SENIOR VICE PRESIDENT AND CHIEF FINANCIAL OFFICER  
 THE UNIVERSITY OF TEXAS AT AUSTIN

P.O. Box 8179 • Austin, Texas 78713-8179 • (512) 471-1422 • FAX (512) 471-7742

**Supplemental Summary for FY 2000 Report  
 Agency 721**

The University of Texas at Austin's Historically Underutilized Business Program is fully committed to the Good Faith Effort to enhance the opportunity of HUBs to compete for contracts and purchases, increase the number of contracts awarded to HUB firms, create a fair and open competitive market and to improve community awareness.

In its effort to encourage the use of HUBS, The University implemented the elements of the revised HUB Rules based on Senate Bill 178. Some of the actions taken were conducting monthly training for procurement staff, sponsoring or co-sponsoring three HUB forums, developing new contract administration policies and procedures in accordance with Senate Bill 178, and commencing its Mentor-Protégé Program in conjunction with The University of Texas System.

As an institution of higher education, The University expends a large amount in research areas as well as in its infrastructure support where no HUB sources are identified. These areas include telephone services, specialty laboratory equipment and chemicals, electron microscopy equipment, satellite positioning systems, synthetic textile fibers, navigation instruments, pharmaceuticals, lasers and accessories, plastic forming and molding equipment, mass/gas chromatographs, wave form analyzers, utility services, image analysis systems, and transformers (for power center). Taken into perspective this changes The University's HUB percentage from 12.82% to 14.79%.

Purchase Category	Total Expenditures	Underutilized HUB Payments	(%)	Non-Certified Underutilized HUB Payments*	HUB Non-Availability Payments**	Adjusted Underutilized HUB Payments	(%)
Heavy Construction	\$13,245.95	\$ -	0.00%	\$ -	\$ -	\$ -	0.00%
Building Construction	\$309,114.62	\$207,705.33	67.19%	\$ -	\$ -	\$ -	67.19%
Special Trade	\$19,585,003.62	\$1,546,546.96	7.9%	\$120,292.52	\$ -	\$1,666,839.48	8.52%
Professional Services	\$2,181,378.94	\$251,439.49	11.53%	\$88,491.25	\$ -	\$339,930.74	15.59%
Other Services	\$55,188,543.19	\$5,262,602.47	9.54%	\$215,014.24	\$3,981,703.05	\$5,477,616.71	10.70%
Commodities	\$97,562,218.61	\$15,133,258.33	15.52%	\$159,047.38	\$16,852,450.13	\$15,292,305.71	18.95%
<b>TOTAL</b>	<b>\$174,839,504.93</b>	<b>\$22,401,552.58</b>	<b>12.82%</b>	<b>\$582,845.39</b>	<b>\$20,834,153.18</b>	<b>22,776,692.64</b>	<b>14.79%</b>

\*Numerator adjustments

\*\*Denominator adjustments

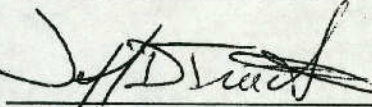
In accordance with Senate Bill 178 codified in the Texas Government Code, Section 2161.122 subsection (c) The University is reporting the following information classified by group status as defined in Texas Government Code, Title 10 Subtitle D, Chapter 2161.001 (3) by ethnicity and gender.

**HUBs Submitting Bids and/or Proposals & Number of Contracts Awarded.**

(Applicable to all state agencies & institutions of higher education.)

**Fiscal Year 2000 Annual HUB Report**

ETHNIC /GENDER CATEGORIES	AS		BL		HI		NA		WO	TOTAL
	M	F	M	F	M	F	M	F		
TOTAL NUMBER OF HUB BIDS/PROPOSALS RECEIVED	243	258	391	53	564	438	26	10	1932	3915
NUMBER OF CONTRACTS AWARDED	355	264	2130	25	1495	1599	60	35	8305	14268

  
 G. Charles Franklin  
 Senior Vice President and Chief Financial Officer



# The University of Texas Medical Branch at Galveston

School of Medicine  
 Graduate School of Biomedical Sciences  
 School of Allied Health Sciences  
 School of Nursing

Marine Biomedical Institute  
 Institute for the Medical Humanities  
 UTMB Hospitals and Clinics



Logistics/Acquisition

## SUPPLEMENTAL SUMMARY FOR THE FY 2000 ANNUAL HUB REPORT

### AGENCY 723

This supplement to our Annual (9/1/99 through 8/31/00) Historically Underutilized Business Report for Fiscal Year 2000 has been prepared to provide a broader more comprehensive representation of UTMB efforts and accomplishments which, currently, are not recognized in GSC's reporting format.

As previously identified, UTMB, as a Hospital providing multi-categorical health care services, must continue to contract for goods and services in specific categories for which there is no HUB supply source. In addition, UTMB is a managed care provider for Texas Department of Criminal Justice (TDCJ) and must acquire medical services and products for which a HUB supply source also does not exist. During this fiscal year, specific expenditures reported for these categories are:

Pharmaceuticals:	\$ 55,030,955.54
Blood:	\$ 2,546,181.58
Organs:	\$ 1,723,715.18
Contracted Hospital Services	\$ 8,886,490.35


**TOTAL NON HUB CAPACITY: \$ 68,187,342.65**

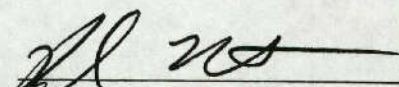
Utilizing the information provided above, as well as, including expenditures to HUBs that were previously certified, the following adjustments to our Annual FY 2000 HUB Report are submitted to accurately reflect UTMB's contribution and efforts in support of the State of Texas' initiatives on HUBs.

FY 00 TOTALS	Asian American	Black American	Woman	Native American	Hispanic American
All Categories	870,604.27	13,379,040.14	4,226,275.10	66,462.81	2,324,718.45
Special Trade Construction	-	2,313.97	813,874.70	-	175,009.24
Professional Services	13,600.00	97,143.00	209,426.80	-	-
Other Services	9,108.57	397,560.66	1,753,391.71	-	1,467,286.33
Commodities	847,895.70	12,882,022.51	1,449,581.89	66,462.81	682,422.88

FY 00 TOTALS	HUB Total	All Expenditures	HUB %	HUB Non-Capacity	Non-Certified HUBS	Adjusted HUB %
All Categories	20,867,100.77	170,448,118.52	12.24%	68,187,342.65	644,390.13	21.04%
Special Trade Construction	991,197.91	2,628,894.23	37.70%		37,306.30	39.12%
Professional Services	320,169.80	10,930,520.35	2.93%	8,886,490.35	900.00	15.71%
Other Services	3,627,347.27	19,608,774.30	18.50%		203,672.53	19.54%
Commodities	15,928,385.79	137,279,929.64	11.60%	59,300,852.30	402,511.30	20.94%

Respectfully submitted,

  
 Jeffery Bonnardel, C.P.M.  
 Director of Purchasing

  
 Kyle Barton  
 HUB Program Coordinator



**Supplemental Summary for FY 00 Annual HUB Report  
Agency 724 (Revised)**

Purchasing Office  
Materials Management

The University of Texas at El Paso (UTEP) continues in its aggressive efforts towards meeting the Good Faith Effort Goals of the Historically Underutilized Business (HUB) Program as set by the State of Texas Legislature and the General Services Commission. UTEP will continue to work to procure and contract with Historically Underutilized Businesses (HUBs) at every available opportunity.

- The Purchasing and HUB offices participated in several events; GSC's "Evolution Expo 2000" on February 23-24, 2000, The Borderland Trade Show on March 13-15, 2000, and the Hispanic Chamber's "Biz-Tech 2000" on August 23, 2000.
- The HUB office also hosted a HUB Vendor Fair on July 10, 2000, in which all University departments were invited to attend and meet certified HUB vendors.
- The HUB office also attends a quarterly Black Chamber function entitled "Business Advantage" helping to promote business opportunities with HUB vendors.

As an institution of higher education, UTEP purchases highly specialized equipment and services to support our research projects for which no HUB vendor exists. The following chart more accurately reflects this institution's efforts.

Purchase Category	Total Expenditures	Underutilized HUB Payments (%)	Non-certified Underutilized HUB Payments*	HUB Non-Availability Payments**	Adjusted Underutilized HUB Payments (%)
Heavy Construction	\$1,177	\$0.00	\$0.00		
Special Trade Construction	\$5,016,152	\$441,429 (8.8%)	\$24,468 (0.49%)		
Professional Services	\$347,268	\$6,150 (1.77%)	\$29,576 (8.52%)		
Other Services	\$6,502,347	\$270,166 (4.15%)	\$24,776 (.38%)		
Commodities	\$14,264,054	\$1,416,747 (9.93%)	\$93,649 (.66%)		
<b>TOTAL:</b>	<b>\$26,130,998</b>	<b>\$2,134,493 (8.17%)</b>	<b>\$172,469 (.66%)</b>	<b>\$9,926,890 (37.99%)</b>	<b>14.24%</b>

\*numerator adjustment

\*\*denominator adjustment

Respectfully submitted,

Gerard Cochrane  
Director, Materials Mangement

El Paso, Texas  
79968-0505  
(915) 747-7195  
FAX: (915) 747-7106

THE UNIVERSITY OF TEXAS  
**SOUTHWESTERN MEDICAL CENTER**  
 AT DALLAS

Vernon Mullen  
 Director

**SUPPLEMENTAL SUMMARY FOR THE FISCAL YEAR 2000**  
**ANNUAL HUB REPORT**  
**AGENCY 729 -- SEPTEMBER 15, 2000**

Office of Equal Opportunity  
 & Minority Affairs

The University of Texas Southwestern Medical Center at Dallas remains fully committed to its Good Faith Efforts in support of the Historically Underutilized Businesses as demonstrated by the following activities that occurred in the second six months of fiscal year 2000. Southwestern employees attended and actively participated in various events that promoted HUB business volume.

- Dallas Medweek
- Tarrant County Business Breakfast
- Hosted GSC Economic Opportunity Forum
- African American Women Networking
- Women Mean Business
- Greater Dallas Asian Chamber of Commerce
- Small Business Procurement Conference
- Hispanic Chamber Appreciation Breakfast
- Powerful Women Networking
- Congressman Martin Frost Federal Procurement Conference
- American Indian Chamber of Commerce
- Attended GSC Economic Opportunity Forums
- Access 2000
- Black Chamber of Commerce
- Texas Mexican American Chamber of Commerce
- Opportunity 2000 -Plano, TX
- Medweek Trade Show Conference
- Hispanic Contractors' Association
- Distinguished Women Breakfast
- D/FW MBE Trade Fair
- Women Business Issues - Certification Work Shop
- Oak Cliff Chamber of Commerce Breakfast

In accordance with the General Appropriations Act, Article IX, Section 124, Subsection 6 (iv), the following table reflects HUB data classified by ethnic group and gender, number of HUB's submitting bids and/or proposals for the acquisition of product, supplies, and/or services.

PURCHASE CATEGORY	TOTAL EXPENDITURES	UNDERUTILIZED HUB PAYMENTS (%)		NON-CERTIFIED HUB PAYMENTS *	HUB NON-AVAILABILITY PAYMENTS **	ADJUSTED HUB PAYMENTS (%)	
Heavy Construction	\$6,100.00	\$0.00	0.00%	\$0.00	\$0.00	\$0.00	0.00%
Building Construction	\$0.00	\$0.00	0.00%	\$0.00	\$0.00	\$0.00	0.00%
S.T. Construction	\$1,029,924	\$288,898	28.05%	\$0.00	\$0.00	\$288,898	28.05%
Professional Services	\$393,106	\$5,701	1.45%	\$0.00	\$0.00	\$5,701	1.45%
Other Services	\$27,748,070	\$4,134,431	14.90%	\$440,941	\$0.00	\$4,575,372	16.48%
Commodities	\$68,504,727	\$12,647,710	18.46%	\$1,054,726	\$17,534,599	\$13,702,436	20.00%
<b>TOTALS</b>	<b>\$97,681,927</b>	<b>\$17,076,740</b>	<b>17.48%</b>	<b>\$1,495,667</b>	<b>\$17,534,599</b>	<b>\$18,572,407</b>	<b>19.01%</b>

(\* numerator adjustment; \*\* denominator adjustment)

Additionally, the next table reflects payments made to non-certified and/or graduate HUB's, payments to non-HUB proprietary/sole source suppliers, and HUB non-availability sources. When this data is taken into consideration, the adjusted amounts more accurately reflect our institutions Good Faith Efforts.

Respectfully,



Vernon Mullen, Director and HUB Coordinator





# The Senate of The State of Texas

## SENATE PROCLAMATION NO. 532

**WHEREAS**, The Senate of the State of Texas takes pleasure in congratulating The University of Texas Southwestern Medical Center, MPA General Services, and Sigma-Aldrich for their participation in a partnership working with historically underutilized businesses; and

**WHEREAS**, The University of Texas Southwestern Medical Center is especially notable for the path it has taken toward ensuring that minority companies participate in procurement opportunities at the center; and

**WHEREAS**, Linking national product suppliers with historically underutilized businesses, the program has led to a partnering initiative between Sigma-Aldrich, the world's largest provider of chemicals used by researchers and chemists in university, government, and commercial laboratories, and MPA, a minority-owned Dallas distributorship; and

**WHEREAS**, Expected to redirect about \$1.2 million from Sigma-Aldrich to MPA, this initiative facilitates Sigma-Aldrich and MPA in developing an on-site stocking program which allows researchers to access products at discounted prices without freight costs; and

**WHEREAS**, A very positive situation has resulted from The University of Texas Southwestern Medical Center's use and commitment to historically underutilized businesses; the community benefits because MPA is a local firm; both Sigma-Aldrich and MPA plan to expand this program into other Texas communities; now, therefore, be it

**PROCLAIMED**, That the Senate of the State of Texas hereby commend MPA General Services, Sigma-Aldrich, and The University of Texas Southwestern Medical Center for their commitment to the use of historically underutilized businesses; and, be it further

**PROCLAIMED**, That a copy of this Proclamation be prepared for them as an expression of highest regard and esteem from the Texas Senate.



West

*Royce West*  
\_\_\_\_\_  
Member, Texas Senate

I hereby certify that the  
above Proclamation was adopted.

*Auterlin*  
\_\_\_\_\_  
Secretary of the Senate





Texas Transportation Institute  
The Texas A&M University System  
3135 TAMU  
College Station, TX 77843-3135

979-845-1715  
Fax: 979-845-9678  
<http://tti.tamu.edu>

## SUPPLEMENTAL SUMMARY FOR FY 2000 ANNUAL HUB REPORT

### Agency 727

The Texas Transportation Institute's overall percentage for HUB expenditures for FY 2000 is 7.6 percent. The mission of the Texas Transportation Institute (TTI) is to conduct research, technology transfer, and professional education in all modes of transportation. In accomplishing our mission, TTI does not have Heavy Construction. We also have very limited expenditures in the Building Construction and Special Trade Construction categories. The Commodities category accounts for almost 70 percent of our expenditures and the HUB expenditures for that category are 10.8 percent for FY 2000.

The TAMU Purchasing Services includes HUB vendors in the competitive bid process on behalf of the Institute. TTI employees involved in the purchasing process, as well as management level personnel, are instructed on the use of the HUB information on the General Services Commission's website in locating HUB vendors. In addition, the TTI HUB Representative makes one-on-one contacts with potential vendors and supplies information regarding the certification with the General Services Commission.

Also, the TTI HUB Representative attends meetings at the System and State levels to stay updated on changes in the HUB program and to make contacts with HUB vendors. Some of the meetings and conferences included presentations by the General Services Commission on the implementation of Senate Bill 178, HUB Cooperative Committee meetings, and the BOSS 2000 Conference. TTI is also joining with other members of the Texas A&M University System to work with the local small business development center to conduct training sessions on doing business with state agencies.

We feel these continued efforts will contribute positively to increasing TTI's level of participation in the HUB program during FY 2001. As required in Senate Bill 178 and Texas Government Code Section 2161.122, the supplemental information for TTI regarding historically underutilized businesses is attached.

*Marie Schoeneman*

Fiscal Officer and  
TTI HUB Representative

Attachment  
cc: Don Bugh, Executive Associate Director

**U N I V E R S I T Y of H O U S T O N**

Office of the Director of Purchasing

Houston, TX 77204-5883

Fax: 713/743-5672  
713/743-5666

**SUPPLEMENTAL LETTER FY 2000  
FOR  
ANNUAL HUB REPORT  
AGENCY 730**



This is a supplemental letter describing our HUB outreach efforts and a continued service to the metropolitan area. Sponsored and participated activities are as followed:

Sponsored: "UH HUB VENDOR FAIR"

Sponsored: "UH BUSINESS OPPORTUNITY FAIR"

Co-Host: The General Services Commission "Building Tomorrow Today" Forum

City of Houston Government Procurement Connections 2000

Houston Minority Business Council Expo 2000

Senator Mario Gallegos, Jr. Annual Forum of Economic Opportunities

UH Clear Lake Yearly HUB Vendor Fair

Houston Minority Business Council Quarterly Networking Luncheon

Greater Houston Business Procurement Forum Monthly Meeting

The General Services Commission "State of Texas Purchasers Conference", "Government Technology Conference and 2<sup>nd</sup> Annual Vendor Forum February 14-18, 2000 in Austin, Texas.

The General Services Commission (GSC), Historically Underutilized Business (HUB) Program Training Regarding "Requirements of Senate Bill (SB) 178 & Rules, 1, T.A.C., 111.11-111.28 May 17, 2000 in Austin, Texas

The Public Purchasing Law Seminar June 19-20, 2000 in Austin, Texas

Fourth Quarter Historically Underutilized Business (HUB) Cooperative Committee Meeting June 22, 2000 in Austin, Texas

A handwritten signature in cursive script that reads "Dick Nill".

Dick Nill  
Director of Purchasing/HUB

# TEXAS WOMAN'S UNIVERSITY

DENTON / DALLAS / HOUSTON

## *Purchasing Department*

Telephone: 940-898-3585 / Facsimile: 940-898-3580

P.O. Box 425619  
TWU Station  
Denton, Texas 76204-5619

Bralley Annex  
325 Texas Street, Room #100  
Denton, Texas 76201

September 5, 2000

### **Supplemental Summary For The FY2000 Annual HUB Report For Agency 731**

Texas Woman's University continues its committed to maximizing opportunities for HUB vendors of the State of Texas. This commitment included co-hosting an economic opportunity forum in April with three other Universities. Below are some of the programs that have been implemented during FY-2000.

Procurement Card Program: The Procurement Card Program was implemented in November for small dollar purchases under \$500. Training was given at all three TWU Campuses on the use of the card, and during this training a portion of the program was dedicated to HUB training. A List of Certified HUB vendors was included in the training manual that departments retained for later use in identifying HUB vendors that accept credit cards.

In-Reach Programs: All Purchasing training includes HUB utilization. Departmental staff members are informed on TWU's good faith effort goals and given suggestions on how to locate HUB vendors, and where to document the bid information when processing requisitions. The General Services Commission's Certified Master Bidders List is made available on the TWU Purchasing Web Page so that departments can easily have access to vendor information. Implemented HUB Subcontracting Policy for Construction Contracts. HUB Subcontracting presentations is made at all construction pre-bid meetings.

Out-Reach Programs: We have attended the following Economic Opportunity Forums: (1.) Medweek.TCBM/Boss XIII '99 at the Austin Convention Center. (2.) Doing Business Throughout Texas, November 4<sup>th</sup>, at the University of Texas Arlington. (3.) 4<sup>th</sup> Annual Hispanic Contractors Association Business Hard Hat Expo., in Houston Texas. (4.) First Economic Opportunity Forum of the New Millennium at the Frank Erwin Center in Austin. (5.) Sixth Annual Forum of Economic Opportunities at the George R. Brown Convention Center in Houston. (6.) Evolution Expo. in El Paso Texas. (7.) 7<sup>th</sup> Annual HUB Vendor Fair at the University of Texas at Austin. (8.) Co Sponsor-Doing Business in the Millennium and Beyond", at the University of Texas Southwestern Medical Center at Dallas. (9.) DFW Minority Business Development Council's "Increase your Net Worth Through Networking" at the Renaissance Dallas Hotel, Dallas.



**TEXAS A&M**  
**UNIVERSITY**  
**KINGSVILLE**

OFFICE OF PROCUREMENT & GENERAL SERVICES  
MAIL STOP 104 KINGSVILLE, TEXAS 78363  
361/593-3814 FAX 361/593-2719

**SUPPLEMENTAL SUMMARY FOR THE FY'00 "ANNUAL" HUB REPORT  
AGENCY 732**

Texas A&M University-Kingsville is fully committed to making a good faith effort to achieve the goals of the HUB program and continues to work diligently to improve this effort. This year we were actively involved in programs, forums, symposiums and meetings with the San Antonio and Corpus Christi Minority Business Development Center, the Hispanic Contractors Association of South Texas and GSC sponsored events in Austin, Edinburg, and Corpus Christi.

This year we processed 248 bids/proposals. These bids/proposals were sent to 1,115 HUB bidders and we received 376 responses from these HUB bidders. We awarded \$2,422,487.00 to GSC certified HUBs and this represented 12.84% of total expenditures. Additionally, we are able to account for \$115,660.00 in expenditures with known minority/woman owned non-certified HUBs. If these additional expenditures were added our total expenditures with minority/woman owned businesses would be 13.5%.

Although we make a good faith effort to procure from HUB vendors, there are many procurement requirements for goods and services that are not available from HUBs. As an institution of higher education, we contract for highly specialized equipment used in engineering, scientific laboratories, and research.

The University has teamed up with two area universities to develop and implement a mentor/protégé program. With this cooperative effort, it is our intent to better familiarize our HUB vendors with the state HUB program and to get them to realize the opportunities made available to them as HUB vendors. We continue to encourage and assist HUBs to get HUB certified.

Sincerely,

Ralph W. Stephens, C.P.M.  
Director, Procurement and General Services

Arturo Barrera  
HUB Coordinator  
361-593-3814





**LAMAR UNIVERSITY**  
A Member of The Texas State University System

Reference: Historically Underutilized Business (HUB)  
Good Faith Effort Letter for September 1999 - August 2000

Good Faith Efforts made by Agencies 734 and 789 for FY2000:

- Attended Beaumont Chamber of Commerce Workshop for entrepreneurs to become Hub certified by the State at Lamar University 11-30-99.
- Set-up booth at the Sixth Annual Forum for Economic Opportunities in Houston - to discuss the procurement process and contacts 12-08-2000.
- Attended the Executive Overview of Hub Rules on Senate Bill 178 and the intensive training session in Austin 05-17-2000.
- The following are non-responses from HUB Certified bidders on RFP's:  

<u>AS/M</u>	<u>AS/F</u>	<u>BL/M</u>	<u>BL/F</u>	<u>HI/M</u>	<u>HI/F</u>	<u>NA/M</u>	<u>NA/F</u>	<u>WO/F</u>
116	60	158	37	150	82	2	2	676
- Assisted in providing a GSC contact and phone # to HUB vendors wanting to get certified by the State; discussed State CMBL/HUB and how it works.

Sincerely,

Jackie D. Tenner  
Director of Purchasing



**The University of Texas-Pan American**  
**Historically Underutilized Business Program Office**

1201 West University Drive Edinburg, Texas 78539-2999 (956) 381-2163 Office (956) 381-2164 FAX

**Supplemental Summary for FY 2000 Annual HUB Report for Agency 736**

The University of Texas-Pan American (UTPA) continues its commitment to contracting with and assisting Historically Underutilized Businesses (HUBs). Our University maintains an ambitious outreach program in the Rio Grande Valley. UTPA's HUB Program Office coordinated/sponsored or participated in the following outreach activities during FY 2000:

1. Assisted with the organization and recruitment of participants for the White House's "One America: The President's Initiative on Race".
2. Participated in the "South Texas Border Conference 2000" in Laredo, Texas on November 11, 1999. The Conference focused on economic development and specific issues related to businesses in border communities.
3. Sponsored/coordinated "How to Effectively Prepare and Submit Bids to State Agencies" on December 3, 1999.
4. One-on-One HUB Certification Assistance – UTPA's HUB Coordinator gave one-on-one presentations on the history and purpose of the HUB program and the certification process to over 95 vendors during FY 2000.
5. Participated in "The President's Interagency Task Force on the Economic Development of the Southwest Border" on January 31, 2000.
6. Promoted the HUB Program and discussed business opportunities with the University and State agencies on two Valley radio stations.
7. The HUB Coordinator assisted with the coordination/promotion of presentation by the U. S. Department of Transportation-Office of Small and Disadvantaged Business Utilization on February 23, 2000.
8. The University HUB Program Office sponsored South Texas Construction Conference on March 9, 2000, with the HUB Construction Workgroup and the Hispanic Contractors Association as co-hosts. The conference was designed to educate small, minority and women-owned construction businesses on topics such as Construction Law, Alternate Delivery Methods, and Bonding and Insurance.
9. Attended SB 178 Training in Austin, Texas.
10. HUB Coordinator attended/presented at the 3<sup>rd</sup> Quarter HUB Cooperative Committee meeting in Austin, Texas.
11. Participated and presented in the Market Opportunities & Networking for Entrepreneurial Youth 2000.
12. Presented on HUB Subcontracting Plan requirements of SB 178 to construction contractors on June 8, 2000.
13. Coordinated/hosted the "South Texas Mentor-Protégé Initiative Kickoff" meeting in conjunction with UT System's Office of Facilities, Planning and Construction on June 9, 2000.
14. Coordinated/hosted the South Texas Mentor-Protégé Committee meeting on July 19, 2000.
15. Coordinated/co-sponsored the "How to Sell Your Goods and Services to the Regional Academic Health Center" in Harlingen, Texas on July 20, 2000.
16. Attended Texas Association of Mexican-American Chambers of Commerce Convention on July 28 & 29, 2000.
17. The UTPA HUB Program Office coordinated and co-sponsored "Meet the Buyer Seminar Series: Selling to School Districts" on August 17, 2000.

We feel that the aforementioned activities will help increase the number of HUB suppliers in our area. Although we make every effort to procure from HUBs, there are certain goods and services for which there are no HUB suppliers. The following table will reflect this institution's good faith efforts for this period.

Purchase Category	HUB Payments / %		Non-certified HUB Payments / %*		Texas Gov. Code 2155.067 Non-HUB Payments / %**		HUB Non-Availability Payments **		Adjusted HUB Payments / %	
Building Construction	\$3,380.82	5.29%	\$0.00	0.00%	\$0.00	0.00%	\$0.00	\$3,380.82	5.29%	
S.T. Construction	\$232,148.29	17.41%	\$45,778.26	3.43%	\$39,634.17	2.97%	\$0.00	\$277,926.55	21.48%	
Professional Services	\$4,315.00	5.98%	\$0.00	0.00%	\$8,058.00	11.17%	\$0.00	\$4,315.00	6.73%	
Other Services	\$147,266.81	8.29%	\$50,376.69	2.84%	\$331,868.18	18.68%	\$521,883.68	\$197,643.50	21.43%	
Commodities	\$2,388,350.72	32.93%	\$111,697.33	1.54%	\$1,077,185.17	14.85%	\$254,554.94	\$2,500,048.05	42.22%	
<b>Total</b>	<b>\$2,775,461.64</b>	<b>26.44%</b>	<b>\$207,852.28</b>	<b>1.98%</b>	<b>\$1,456,745.52</b>		<b>\$776,438.62</b>	<b>\$2,983,313.92</b>	<b>36.09%</b>	

\*numerator adjustment; \*\*denominator adjustment

(excludes payments to be reported by DIR)

Respectfully submitted,

Frances A. Rios  
 Director of Materials Management  
 (956) 381-2161, frios@panam.edu

Roberto Cantú  
 HUB Coordinator  
 (956) 316-7105, rocantu@panam.edu



## THE UNIVERSITY OF TEXAS AT DALLAS

BOX 830688 RICHARDSON, TEXAS 75083-0688  
(972) 883-2300 FAX (972) 883-2348

PROCUREMENT MANAGEMENT

### Supplemental Summary for FY00 Annual HUB Report for Agency 738 (UT-Dallas)

The University of Texas at Dallas continues to be committed to stimulating contracting opportunities for small minority and women-owned businesses in Texas. The Historically Underutilized Business Program is very important to all Texans and we are providing our best Good Faith Effort to maximize the opportunities and positive results for HUBs. Senate Bill 178 has provided more structure to the HUB program and as it is fully implemented, will hopefully result in leveling the playing field for all bidders.

UT-Dallas has active in-reach and outreach programs to increase awareness of the HUB program and maximize the effectiveness of the program for all those involved. Our Staff Coordinating Group meets periodically to set the direction for the entire campus, the Procurement Management Group talks daily about HUB opportunities, and all procurement related training includes explanation of the HUB Program and the responsibilities of every delegated purchaser. We attended many outreach events last fiscal year which allowed us to meet potential HUB vendors that chose to visit the UTD booth. We were pleased to join UT-Southwestern, TWU and Baylor-Dallas in hosting the Economic Opportunity Forum held on 4/6/00.

Our percentage of contracts awarded to HUBs consistently rank among the top 15% of all state agencies. This performance would come even closer to meeting the disparity goals if funds spent with graduated HUBs and inactive HUBs were included.

A handwritten signature in cursive script that reads 'Peter H. Bond'.

---

Respectively Submitted by Peter H. Bond, C.P.M.

Director of Procurement Management  
and HUB Programs



THE UNIVERSITY OF TEXAS OF THE PERMIAN BASIN

Affirmative Action Office

**SUPPLEMENTAL SUMMARY FOR FY'00 ANNUAL HUB REPORT - AGENCY 742**

This supplement to our Annual Historically Underutilized Business Report for fiscal year 2000 has been prepared to provide a broader, more comprehensive representation of The University of Texas of the Permian Basin's efforts in its attempt to reach the Good Faith Effort Goals set by the state.

As an institute of higher education, the University expends funds for unique or proprietary equipment and commodities where there are no Historically Underutilized Businesses. These payments are reflected in the following chart under "HUB Non-Availability Payments." Graduated or non-certified HUB payments are also listed.

Purchase Category	Total Expenditures	Underutilized HUB Payments(%)	Non-certified Underutilized HUB Payments	HUB Non-Availability Payments	Adjusted Underutilized HUB Payments(%)
Heavy Construction	0	0	0	0	0
Building Construction	0	0	0	0	0
S.T. Construction	452,382	199,048 (44%)	0	0	199,048 (44%)
Professional Services	159,907	0	0	0	0
Other Services	807,456	20,509 (2.54%)	0	0	20,509 (2.54%)
Commodities	1,213,714	158,996 (13.1%)	32,297	176,619	191,293(18.4%)
<b>TOTAL</b>	<b>2,633,459</b>	<b>378,553 (14.4%)</b>	<b>32,297</b>	<b>176,619</b>	<b>410,850(16.7%)</b>

In accordance with the General Appropriations Act, Article 1x, Section 124, Subsection 6(iv), The University is reporting the following information (classified by ethnic group and by gender): the number of historically underutilized business submitting bids and/or proposals for the acquisitions, construction, equipping, or operational implementation of the University.

Ethnic and Gender Categories	AS		BL		HI		AI		WO
	M	F	M	F	M	F	M	F	F
Total Number of HUB Bids/Proposals Received:	12	4	21	1	45	23	4	0	379

James A. Kruse  
 Director, Outreach Programs  
 kruse\_j@utpb.edu



# The University of Texas San Antonio

Office of the Vice President for Business Affairs

## Supplemental Summary for FY'00 Annual HUB Report for Agency 743

The University of Texas at San Antonio is committed to demonstrating a good faith effort to assist minority and women owned businesses receive contract awards in supplying the University with supplies, materials, equipment and services. The University also ensures a competitive procurement process that provides fair and equal access to all businesses. Inquiries regarding UTSA's efforts may be directed to Cristina Peña-Walls, HUB Coordinator, 210-458-7537.

The following are major activities of the HUB Program we participated in or coordinated during this reporting period.

- Attended the Business Opportunity Conference as sponsored by State Representative Dawnna Dukes, Austin, Tx - October 6, 1999
- Attended the Minority Enterprise Development\* (MED) Week Consortium and Luncheon - October 13, 1999
- Participated in the Feria'99 Conference to promote and recruit small business - October 21, 1999
- Hosted Business Opportunities for Texans Monthly Luncheon at the Radisson Hotel - San Antonio - October 26, 1999
- Attended the MBDC MEDWeek Kickoff Breakfast- San Antonio - December 10, 1999
- Participated in the General Services Commission Austin Economic forum - Austin - January 20, 2000
- Participated in the South San Antonio Chamber of Commerce Kelly Small Industry Day - Kelly AFB - February 4-5, 2000
- Attended the General Services Commission Purchasing Conference/Government Technology Conference - Austin - February 14-17, 2000
- Participated in the Alamo Chamber Black Business Exposition - San Antonio - February 28, 2000
- Participated in the Central & South Texas Minority Business Council Trade Fair-San Antonio - March 23, 2000
- Addressed the first meeting of the San Antonio Chapter of the Hispanic Contractor's Association - April 13, 2000
- Participated in the San Antonio Business Opportunity Council Conference - San Antonio - June 29-30, 2000
- Participated in the TAMACC Conference and all related events - San Antonio - July 28 - 29, 2000
- Hosted the Hispanic Chamber Small Business Focus Group at UTSA - San Antonio - August 17, 2000
- Partnered with Bexar County, Spurs, and RCA in the SBC Center Arena Summit - San Antonio - August 19, 2000
- Participated in the North Chamber Business to Business Fair - San Antonio - August 23, 2000
- Hosted the UTSA/UTHealth Science Center Economic Opportunity Forum at UTSA - San Antonio - August 29, 2000

In addition, UTSA actively participates in the following groups:

- Serve on the Small Business Coordinating Council - San Antonio
- Serve on Minority Enterprise Development Week (MED) Committee-Kick Off Trade Fair Committee
- Serve as Chairman of the Board of Business Opportunities for Texans-San Antonio
- San Antonio Hispanic Chamber -Meet & Greet Committee, Small Business Focus Group Committee, Emerging Business Awards Committee
- North Chamber-Technology Summit PR Committee
- Greater S.A., Alamo, Leon Valley, South S.A., West S.A. Chambers of Commerce


UTSA has awarded \$1,997,629.34 of it's Special Trade Construction dollars to a woman-owned business (overutilized in that procurement category). In addition, work on the development of a new facility was paid out of UTSA funds to a prime contractor whose contract was with the State.


The University continues to maintain an aggressive inreach program to promote HUB awareness through routine contact with campus departments, workshops, and by participating in procurement training activities. In addition, frequent involvement with HUB vendors to promote, educate, and provide on-going certification assistance continues.

The University of Texas will continue to work diligently to achieve the goals necessary for a successful HUB Program.

Purchase Category	Total Expenditures	Underutilized HUB Payments	(%)	Non-certified Underutilized HUB Payments*	HUB Non-Availability Payments**	Adjusted Underutilized HUB Payments	(%)
Heavy Construction	0	0	0	0	0	0	0
Building Construction	\$237,584.67	\$34,658.02	14.59%	0	0	\$34,658.02	14.59%
S. T. Construction	\$3,424,356.70	\$27,498.06	0.80%	0	\$254,072.00	\$27,498.06	0.87%
Professional Services	\$34,610.87	0	0%	0	0	0	0%
Other Services	\$8,003,569.28	\$697,658.32	8.72%	\$31,232.54	\$1,525,967.85	\$728,290.86	11.24%
Commodities	\$17,046,950.72	\$4,019,463.65	23.58%	\$32,427.37	\$1,912,541.97	\$4,051,891.02	26.77%
Total:	\$28,747,072.24	\$4,779,278.05	16.63%	\$63,659.91	\$2,692,581.82	\$4,842,937.96	19.33%

\*numerator adjustment \*\*denominator adjustment

  
 David R. Larson  
 Vice President for Business Affairs

  
 Cristina Peña-Walls  
 HUB Coordinator

# THE UNIVERSITY OF TEXAS



HOUSTON

HEALTH SCIENCE CENTER

Procurement Services

## SUPPLEMENTAL SUMMARY FOR THE FY2000 ANNUAL HUB REPORT AGENCY No. 744

This supplement to our Annual (9/1/99 through 8/31/00) Historically Underutilized Business Report for Fiscal Year 2000 has been prepared to provide a broader, more comprehensive representation of UTHSCH efforts and accomplishments, currently not recognized in the GSC's reporting format. **Our FY00 HUB annual expenditures reflect an increase in business with Certified HUBs of 40% over the FY99 annual reported dollars and an overall increase of about 2%. The Certified HUB dollars reported to GSC reflect an all time high in HUB expenditures for UTHSCH; at the same time the overall dollars spent is also one of the highest levels reported.**

**IN-REACH:** During FY01 we increased the HUB Program awareness on campus in several ways: articles published in campus newsletters; education of 135 plus individuals in use of CMBL; presentation of performance recognition awards for active participation in the HUB initiative; and continued communication across campus via e-mail. **A highlight of the in-reach effort is the commitment of School of Nursing to 30% spending goal with HUB vendors for FY01.** Visibility of several HUB vendors on campus increased as a result of their participation in campus activities such as the annual Party in the Park and Research Day. Non-capacity areas have decreased as a result of our partnering with HUB vendors in the areas of lab/medical and chemical commodities.


**OUT-REACH:** Participated in the Houston Women's Business Expo, the City of Houston Government Procurement Expo and the Houston Minority Council EXPO 2000. Sponsored one vendor fair focused on medical and laboratory products. Assisted 41 vendors in the certification process, which resulted in HUB expenditures for UT-Houston of at least \$1.2 million. Awarded the office supply contract for FY01, estimated at \$800K, to a certified HUB vendor. Received two recognition awards at the Houston Minority Business Council EXPO2000 for Corporate Commitment and Advocate of the Year.


**SB178:** Adopted the GSC Rules for our HUB Program. Updated our Strategic Plan to include SB178 requirements. Implemented the HUB Subcontracting Plan requirement in April, 2000. Implemented the Mentor Protégé Program in May, 2000 with one HUB vendor.

UTHSCH, as a healthcare and research institution, must contract for goods and services in specific categories for which there is minimal or no HUB availability. We continue to research HUB potential in these areas, however, some non-availability continues. These areas include medical/research products, chemicals, blood and blood products.

Purchase Category	UTH*	Total Expenditures Per GSC	Underutilized HUB Payments(%) Per GSC	Non-certified Underutilized HUB Payments *	HUB Non-Availability Payments**	Adjusted Underutilized HUB Payments(%)
Heavy Construction		- 0 -	- 0 -	- 0 -	- 0 -	- 0 -
Building Construction		- 0 -	- 0 -	- 0 -	- 0 -	- 0 -
S.T. Construction	17%	\$ 5,653,091	\$ 1,225,081(21.7%)	\$ 211,583	\$ 1,920,739	\$1,439,813(38.6%)
Professional Services	8%	\$ 4,382,430	\$ 1,683,102(38.4%)	\$ 39,471	\$ 921,914	\$1,722,573(49.8%)
Other Services	15%	\$ 27,431,086	\$ 2,889,667(10.5%)	\$ 493,885	\$ 6,331,972	\$3,383,552(16%)
Commodities ***	14%	\$ 35,593,405	\$ 4,225,739(11.9%)	\$ 606,588	\$ 6,818,097	\$4,832,327(16.8%)
<b>TOTAL</b>		<b>\$ 73,060,012</b>	<b>\$10,028,274(13.8%)</b>	<b>\$ 1,351,527</b>	<b>\$15,992,722</b>	<b>\$11,379,801(20%)</b>

\*Numerator adjustment \*\*Denominator adjustment \*\*\*Includes procurement card payments  
UTH\*FY00 Strategic Goals

  
Richard H. Sears, Process Owner  
Procurement Services

  
Donna Schneider, Director, HUB/Compliance  
Procurement Services



The University of Texas  
 Health Science Center at San Antonio  
 7703 Floyd Curl Drive  
 San Antonio, Texas 78284-7962

Office of the Director of Purchasing

Phone: (210) 567-6030

FAX: (210) 567-6051

Supplemental Summary for the Fiscal Year 2000 Annual HUB Report for Agency 745

The University of Texas Health Science Center at San Antonio is committed to demonstrating Good Faith Efforts to assist Historically Underutilized Businesses in supplying the University with supplies, equipment and services.

The following are representative examples of our continuing outreach and inreach activities contributing in part to our HUB Program Good Faith Efforts:

- \* Active interaction with UTHSCSA HUB Program Staff Coordinating Group representing constituencies throughout the University;
- \* Initiated interaction with UTHSCSA departmental representatives (HUB Advocates) to discuss HUB matters.
- \* Training workshops for HUBs on "How to Do Business with The Health Science Center";
- \* Training workshops for Health Science Center personnel on how to utilize HUBs in the procurement process;
- \* Co-sponsored with UTSA local "Economic Opportunity Forum";
- \* Co-sponsored Economic Opportunity Forum in Harlingen, Texas;
- \* Participation in MED Week Conference 2000 in Austin;
- \* Participation in The Annual Business Trade Show, "Meet the Buyers," at the San Antonio Convention Center;
- \* Attendance at Business Opportunities for Texans Networking Luncheons;
- \* Interaction with local Chambers of Commerce and the Small Business Coordinating Council.

The chart below provides additional information regarding a more comprehensive representation of our agency's HUB Good Faith Efforts:


Purchase Category	*Total Expenditures	*Underutilized HUB Payments (%)	Non-certified Underutilized HUB Payments **	HUB Non-Availability Payments ***	*Adjusted Underutilized HUB Payments (%)
Heavy Construction	\$ 53	\$ 53	unknown	-0-	-0-
Building Construction	\$ 40,121	\$ 35,621 (88.78)	unknown	\$ -0-	-0-
S. T. Construction	\$ 742,072	\$ 32,864 (4.43)	unknown	-0-	\$ -0-
Professional Services	\$ 1,144,943	\$ 30,528 (2.67)	unknown	\$ -0-	\$ -0-
Other Services	\$ 7,778,266	\$ 182,011 (2.23)	unknown	\$ 1,804,148	\$ 182,011 (3.05)
Commodities	\$ 35,182,541	\$ 5,216,722 (14.83)	\$452,475	\$ 8,431,362	\$ 5,216,722 (19.84)
<b>Total</b>	<b>\$ 44,887,996</b>	<b>\$ 5,497,799 (12.25)</b>	<b>\$452,475</b>	<b>\$ 12,902,550</b>	<b>\$ 5,398,733 (17.12)</b>

\* Projected data at time of report submission, subject to revision in final report compiled by the General Services Commission.

\*\* Numerator adjustment

\*\*\* Denominator adjustment

Sincerely,

  
 Rudy De La Cruz  
 Director of HUB Program



Purchasing Office

**The University Of Texas at Brownsville and Texas Southmost College**

80 Fort Brown - Brownsville, Texas 78520 - (956) 548-6553 - Fax (956) 548-6583

**SUPPLEMENTAL SUMMARY: AGENCY CODE 747  
2000 ANNUAL HUB REPORT**

The University of Texas at Brownsville is committed to a good faith effort to maximize economic opportunities for minority and women owned businesses by utilizing HUB vendors in the procurement process for goods and services as mandated by legislation.

UTB has continued to maintain a successful outreach program by participating in the following activities:

- Rio Grande Valley Midweek 99 Economic Conference – McAllen
- CBED Outreach Programs – Brownsville
- GSC Annual Procurement Summit – Austin
- Minority Business Opportunity Conference – Austin
- GSC HUB Cooperative Meetings – Austin
- Government Technology Conference – Austin
- Outsourcing in Government for Strategic Success Conference – Austin
- GSC New HUB Legislation Meeting – Austin
- GSC 2000 Texas Statewide Electronic Procurement Project Conference – Austin
- Selling Your Goods and Services to the RAHC of the Rio Grande Valley – Harlingen
- South Texas Mentor Protégé Initiator Committee Meetings – Edinburg


In addition to UTB's outreach efforts to attract new vendor participation, we are continuing with our internal program to increase our good faith effort with HUB vendors. These activities include interacting with departments to identify HUB vendors, presenting workshops and procurement training sessions.

Even with these programs in place, we have found that there are goods and services for which there are no HUB suppliers. Institutions of higher education have unique needs, which are very different from other state agencies. We often procure highly technical specialty items and services (engineering and scientific equipment) for which there are no HUB vendors.

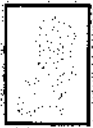
The collective data reflected on the below listed table shows payments made to underutilized HUB's, non-certified underutilized HUB's, non-HUB proprietary/sole source vendors, and HUB non-availability purchases. These dollar expenditures listed below define a clearer picture of our institution's good faith effort.

Purchase Category	Underutilized HUB Payments	Non-Certified Underutilized HUB Payments	1 TGC Section 2155.067 Non-HUB Payments	HUB NON- Availability Payments (%)	Adjusted Underutilized HUB Payments (%)
Building Construction	\$0.00	\$0.00	\$0.00	\$0.00	\$0.00
S.T. Construction	\$9,041.31 0.10%	\$0.00	\$0.00	\$10,092.35 0.11%	\$19,133.66 0.21%
Professional Services	\$0.00	\$0.00	\$0.00	\$0.00	\$0.00
Other Services	\$434,192.20 4.63%	\$34,731.84 0.37%	\$0.00	\$521,386.66 5.56%	\$990,310.75 10.19%
Commodities	\$1,294,311.64 13.81%	\$0.00	\$0.00	\$0.00	\$1,294,311.78 13.81%

  
**BRIAN F. BOCHENEK, C.P.M.**  
 Director of Purchasing / HUB Coordinator

  
 Rosemary Martinez  
 Vice President of Business Affairs





TEXAS A&M  
UNIVERSITY  
COMMERCE

Supplemental Summary for FY2000 Annual HUB Report for Agency 751

As reported in our Semi-Annual report, Texas A&M University-Commerce continues to remain one hundred percent committed in its good faith effort to cultivate participation of Historically Underutilized Businesses (HUBs). Overall, our data reveals a positive trend with the HUBs that respond and are subsequently awarded business with Texas A&M University-Commerce. Although our geographic location tends to hinder HUBs responding to our needs, we continue to actively solicit HUBs and to work with businesses that wish to participate in the program. With the implementation of Senate Bill 178 we have made it a priority to review the subcontracting requirements, not only with our vendors, but also with our user departments on campus. Additionally, to ensure that Texas A&M University-Commerce makes available every opportunity to HUBs we require that all procurements attempt to locate and solicit HUBs, regardless of source of funds.

Following is a sample of the activities that have occurred and are planned for the near future in support of the State of Texas HUB program:

The Director of Purchasing and Contract Administration requires that all contracts estimated to be \$100,000.00 or more including construction convene pre-bid conferences which include a good faith effort session relative to HUB subcontracting and a dialogue session pertaining specifically to the Senate Bill 178 requirements.

The University has designated the Director of Purchasing and Contract Administration as the HUB coordinator to ensure that HUB involvement stretches across the procurement spectrum at Texas A&M University-Commerce.

The Director and key Purchasing staff have participated and will continue to participate in Business Opportunity Fairs as well as Economic Forums.

Texas A&M University-Commerce will team with other State agencies in the area to increase the volume of purchases made with HUBs.

Texas A&M University-Commerce will continue to fully support this very important program and will work diligently for continual improvement.

Based upon our efforts we are proud to report the statistics, as found on the following page, for your review:

Should you have any questions or require additional information do not hesitate to contact the undersigned at 903.468.3000 or via the web at: [marc\\_scott@tamu-commerce.edu](mailto:marc_scott@tamu-commerce.edu). If you would like to reach us via U.S. mail our mailing address is: Texas A&M University-Commerce, P.O. Box 3011, 2600 South Neal Street, Commerce, Texas 75429.

Sincerely,

Marc A. Scott

Director of Purchasing and Contract Administration

# University of North Texas

Office of the Associate Vice President for Finance and Business Affairs, and Controller  
Purchasing and Payment Services Department

## Supplemental Summary FY00 Annual HUB Report - Agency 752

The University of North Texas is pleased to report the following accomplishments and activities in our good faith effort to increase economic opportunities to Historically Underutilized Businesses:

Distributed over 100 HUB certification applications via mail and at vendor forums.

Attended General Services Commission HUB Cooperative Meetings. Participated in the 8<sup>th</sup> Annual Small Business Procurement Conference & Trade Show in Grand Prairie; The New HUB Game @ UNT System Center; Tarrant County Economic Opportunity Forum @UT Arlington.

Since we have decentralized purchasing at UNT we, routinely share information with campus departments in regards to the HUBs goods/services.

Provided campus training on how to locate HUBs on the CMBL and shared the importance of providing economic opportunity to HUBs to demonstrates our "good faith effort".

Worked with key departments and Internal Audit on the implementation of the HUB Subcontracting Plan and requirements.

Created listing of HUBs to assist departments with locating HUBs selling specific goods and services.

We have increased bids distributed to HUBs by approximately 8.44% over previous fiscal year.

Payments to HUBs certified through other organizations: **Totaling \$40,311.48**

Woodrose Company, Inc. \$ 342.00 (F/WO) NCTRCA WFWB7567Y0601

Riggsbee Hardware Co., Inc. \$6212.86 (F/WO) City of Houston

Aguirre, Inc. \$33756.62 (HI/M) NCTRCA HMLM10171Y0800 **GRADUATED**

Contracts awarded to HUBs certified through other organizations(no payment ytd): **Totaling \$475,977.95**

Joe Wallis Company \$1012.50 (F/WO) NCTRCA WFWB6169Y0210

Woodrose Company, Inc. \$10027.50 (F/WO) NCTRCA WFWB7567Y0601

Riggsbee Hardware Co., Inc. \$231.45 (F/WO) City of Houston

Aguirre, Inc \$465719.00 (HI/M) NCTRCA HMLM10171Y0800 **GRADUATED**

Subcontracting with HUBs certified through other organizations: **Totaling \$3,613.08**

Gabreil Erectors (931975) \$ 3613.08 NCTRCA HMB6060N0201

Payments to non-certified HUBs: **Totaling \$12,792.46**

John E Baines PC \$8400.00 (BL/M) (OBJ Code 245)

Candy Haven \$4392.46 (WO/F)

Members of the Denton Hispanic Chamber of Commerce, Greater Dallas Hispanic, Greater Dallas Asian And Greater Dallas Black, Ft. Worth Hispanic Chamber, Denton Black Chamber, .

Sandra Shelton, Director of Purchasing & Payment Services and HUB Coordinator 940-565-3200

*Sandra Shelton* 9-14-00

P.O. Box 310499 Denton, Texas 76203-0499  
Payment Services (940) 565-3200 Fax (940) 565-4516  
Purchasing Services (940) 565-2687 Fax (940) 565-4899 TDD (800) 735-2989  
2310 N. Interstate 35E Denton, Texas 76201



**SAM HOUSTON STATE UNIVERSITY**  
**PURCHASING DEPARTMENT**  
**PO BOX 2028 HUNTSVILLE TX 77341**  
**Phone 936- 294-1900 Fax 936- 294-1997**

**SUPPLEMENTAL SUMMARY FOR THE FY2000 ANNUAL HUB REPORT FOR AGENCY -753**

Sam Houston State University has continued its "Good Faith Effort" to accelerate its Historically Underutilized Business (HUB) participation. The University has developed several initiatives to promote participation. These initiatives are as follows:

- **Staff Coordination Group** - The University designated the Purchasing Director as the HUB Coordinator to correlate with academic programs, information services, administrative accounting, physical plant and purchasing in refining our good faith effort in HUB participation. Furthermore, purchasers visit periodically with the faculty and staff to make them aware of purchasing policies and procedures and to emphasize special programs such as HUB participation.
- **Outreach Programs** - In an attempt to generate HUB awareness of the University's needs and to demonstrate the will to participate with HUB's the University participated in the following events:

Sixth Annual Forum of Economic Opportunities - Sponsored by Senator Mario Gallegos, Houston, Texas - 12/8/99

HUB Business Fair - Sponsored by University of Houston - Clear Lake - 10/5/99

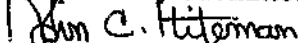
State of Texas Procurement Director's Conference - Sponsored by the General Services Commission - 2/15/00

4<sup>th</sup> Annual Vendor/HUB Show - Sponsored by Sam Houston State University and The Texas Department of Criminal Justice - 5/2/00

Brazos Valley Public Purchasing Association Vendor Exposition Show - Sponsored by Brazos Valley Public Purchasing Association - Bryan - 7/19/00.

- **Internal Education Program** - Buyers in the purchasing department are encouraged to increase the minimum of two HUB vendors contacted for bids exceeding the \$2,000 threshold to a minimum of four.
- **System Coordination** - The University's HUB Coordinator networks with other state agencies to share ideas, recommend HUB vendors, and notify each other to events pertaining to HUB participation.

Respectively Submitted,

  
John C. Hitzeman

Director of Purchasing and Stores ( HUB Coordinator)



Vice President for Finance  
and Support Services

Subject: Supplemental Summary for FY2000 Annual Hub Report for  
Agency 754

SWT participated in the following HUB activities during FY2000:

- \* Attended the following Economic Opportunity Forums/HUB Outreach Programs:
  - BOSS XII '99 in Austin September, 1999.
  - Austin Hispanic Chamber's La Feria '99 October, 1999.
  - Texas Association of Mexican American Chamber of Commerce's (TAMACC) statewide convention July, 2000 in San Antonio.
  - San Marcos Chamber of Commerce's "Business to Business EXPO" held August 31, 2000.
- \* Drafted a "University Policy and Procedure Statement" to adopt the GSC HUB rules as university policy.
- \* Designated the Director for Procurement Services as SWT's State Agency HUB Coordinator.
- \* SWT's Purchasing Office conducted Internet training classes for end users on how to access the GSC "Centralized Master Bidders List" (CMBL) and certified HUB databases for potential HUB sources of supply for goods and/or services.
- \* Sent representatives from the SWT Purchasing Office, Facilities Department, and University Advancement Division to the GSC SB178-76R briefings held at UT-Austin in May, 2000.
- \* The Director for Procurement Services met with SWT's Finance and Support Division's Extended Business Services Council, Student Affairs Division Council, the Council of Academic Deans and the Grants Administration Policy Committee to discuss changes to the university's HUB program due to the implementation of SB178-76R mandates and develop strategies to meet the State's HUB "Good Faith Effort" goals.
- \* Sent representatives to the GSC HUB Cooperative Committee quarterly and the State Agency HUB Discussion Group monthly meetings.
- \* Met with the Austin Capital City Chamber of Commerce to discuss how the Chamber could assist with SWT's outreach efforts.
- \* Distributed lists of GSC certified HUB's in Hays, Blanco, Caldwell and Comal counties to key university personnel.

William A. Nance

William A. Nance  
Vice President for Finance and Support Services

**Southwest Texas State University**

601 University Drive San Marcos, Texas 78666-4615

Telephone: 512-245-2244 Fax: 512-245-2033

<http://www.vpfss.swt.edu>

SWT is a member of the Texas State University System.



STEPHEN F. AUSTIN STATE UNIVERSITY

## Purchasing and Inventory

P. O. Box 13030, SFA Station • Nacogdoches, Texas 75962-3030

Office - (936) 468-2206 • FAX - (936) 468-4282

### Supplemental Summary for the FY00 Annual HUB Report for Agency No. 755

Stephen F. Austin State University recognizes the State's goals of placing qualified percentages of total contracts with HUBs, and is committed to make a good faith effort to utilize HUB vendors. The following activities were undertaken during the last six months in an effort to increase the number of contracts awarded to HUBs.

During this HUB reporting period representatives from the SFASU Purchasing office attended several Economic Opportunity Forums recording the following results:

At each of these forums, small order opportunities and IFB or RFO formal solicitations were made available to the vendors. Vendor responses to small order opportunities ranged from 0 to 5. Awards were made to 4 vendors responding. No responses were received from formal solicitations.

Forums attended included:

- TMBOC BOSS conference in Austin, October 1-2, 1999.
- GSC Economic Opportunity Forum in Austin, January 20, 2000.
- Government Procurement Connections in Houston, April 25, 2000.
- Sam Houston State University Vendor/HUB Show in Huntsville, May 3, 2000.
- Lufkin Economic Opportunity Forum in Lufkin, August 9, 2000.
- TMBOC BOSS Economic Opportunity Forum in Austin, August 25, 2000.

In addition, Stephen F. Austin State University hosted its 6<sup>th</sup> vendor fair October 28, 1999. Of 50 vendors participating 10 were HUBs. HUB information was provided to all vendors attending the Vendor Information Exchange. One of the HUBs in attendance, Worthington Papers, has developed a mentor/protege partnership with Staples Business Advantage from whom SFA purchases office supplies. SFA will shortly begin taking advantage of this partnership by ordering through Worthington Paper's web-site that was established for them by Staples as a result of this partnership.

A total of 9 HUB vendors participated in State Bond issuances handled and reported by the TPFPA on behalf of SFA.

Additional information collected along with the HUBs Submitting Bids and/or Proposals Report information shows that of 567 catalog, formal and informal bids and/or proposals, SFA's Purchasing Department awarded 175 orders (30.86%) to HUBs.

\$1,390,228 of reported non-treasury expenditures were coded 7393 as items for resale. However, these items were textbooks purchased by the University owned bookstore directly from the publisher. These textbook purchases are similar to object codes 7382 and 7303, neither of which are included in reported expenditures. Changes are planned for FY01 so that these items are not included in the non-treasury data reported.

August, 2000, bidding policies were changed to include Texas Marketplace posting of bids greater than \$10,000 when the posting will add value to the procurement process.

Initiatives for the future include a mailing to be sent to Nacogdoches and Lufkin vendors with whom SFA is already conducting business to advise them of HUB goals and offer assistance in helping them become HUB certified, if applicable.

*Diana Beubel*

Diana Beubel  
Director of Purchasing and Inventory/HUB Coordinator



**SUL ROSS STATE UNIVERSITY**  
A Member of the Texas State University System  
ALPINE, TEXAS 79832

Purchasing Department  
(915) 837-8045

**Supplemental Summary for the FY '00 Annual HUB Report - Agency 756**

The Sul Ross State University (SRSU) Historically Underutilized Business (HUB) Program is committed to a good faith effort to foster and enhance the ability of HUBs to compete for SRSU contracts and purchases. HUB Vendors are located via the Centralized Master Bidders List (CMBL) at the General Services Commission and encouraged to respond to SRSU invitations for bids. HUBs are encouraged to be more competitive when unsuccessful bids are received from them.

Components of the SRSU HUB Program include, but are not limited to:

Buyer training in locating and including HUBs in the bidding process and referring HUBs to departments wishing to contact vendors for information about products on the market which they are considering buying.

Petitioning known non-certified HUBs through distribution of CMBL and HUB certification applications to those with whom SRSU does business, and encouragement to apply for HUB status.

Reporting of HUB program performance to the Texas State University System Board of Regents, General Services Commission, and Texas State elected officials as required.

Attending Economic Opportunity Forums in an effort to network with HUBs and other buyers to further business opportunities for HUBs with SRSU.

A highly centralized purchasing function helps insure that HUBs are used whenever possible. In addition, the Purchasing Director annually schedules a series of workshops aimed at department level personnel campus-wide for the purpose of educating staff as to the importance of HUB participation and location of resources for finding these vendors.

When seeking a specific commodity, HUB vendors from the CMBL within the region are contacted directly by phone and encouraged to participate in the bidding process by the Purchasing Staff.

In instances where competitive bidding is not required and quality is not compromised, purchase orders are awarded to certified HUBs.

Sul Ross State University will continue to strengthen the HUB Program and work diligently to increase purchases and contracting with HUB businesses.

Sincerely

David C. Wilson  
Purchasing Director  
Sul Ross State University  
(915) 837-8045, [dwilson@sulross.edu](mailto:dwilson@sulross.edu)



Director of Purchasing and Inventories

**Supplemental Summary for FY00 "Annual" HUB Report  
Agency 757**

West Texas A&M University is committed to making a good faith effort to improve support of Historically Underutilized Businesses. We are adding to our efforts to increase HUB expenditures by our new bidders' network, but our geographic location is the biggest problem in meeting the State's established goals. WTAMU is a highly regionalized institution with only .66 percent of the total business in the top 26 counties of the Panhandle being minority or woman-owned businesses. Our primary purchases are in the categories of other services and commodity purchases.

We participated in the BOSS XIV Conference; West Texas A&M University cosponsors the bi-monthly business lunch for minority and small business entrepreneurs; post bids to the Panhandle Regional Planning Commission. We prepared and distributed information on procurement procedures in a manner that encouraged participation in agency contracts by all businesses. WTAMU produces a weekly 30 minute radio program in partnership with a local Hispanic radio station. We continue to work with individual vendors to certify HUBS. We participated in a Procurement Conference in Amarillo, Texas. We participated in a Vendor Opportunity Conference in Lubbock, Texas.

West Texas A&M University prepared a total of 96 bids during the period of September 1, 1999 thru August 31, 2000. The minority breakdown of the bids are as follows:

Ethnic/Gender	AS	AS	BL	BL	HI	HI	AI	AI	WO
	M	F	M	F	M	F	M	F	F
Total Bids Sent	73	29	10	12	13	4	6	2	96
Total Bids rec.	0	12	0	4	1	0	5	0	31
Total Bids Sent to HUB's	179								
Total bids rec. from HUB's	53								
Total bids awarded to HUB's	10								

Respectfully Submitted,

*Ann Caraway*  
Ann Caraway

Director of Purchasing and Inventories



**University  
of Houston  
Clear Lake**

**SUPPLEMENTAL SUMMARY FOR THE FY '00 ANNUAL HUB REPORT  
AGENCY #759**

As a supplement to the GSC annual report the University of Houston-Clear Lake (UHCL) submits the following information to show the good faith effort the university has made in the past fiscal year to purchase when possible with Historically Underutilized Businesses (HUB).

The Purchasing Department at UHCL holds monthly university workshops and one of the topics discussed is purchasing from HUBs when possible. The attendees are also taught how to use the CMBL to identify HUBs that may be able to provide the goods or services the department needs to procure. The HUB Subcontracting Plan has been distributed and reviewed with personnel on campus that have authority to procure goods and services.

The Purchasing/HUB staff has attended several forums and fairs this fiscal year. Among these include the Houston Minority Business Council (HMBC) mini-fair to accept an award for consistent increases in business with HUBs. The Government Procurement Connection, HMBC Expo 2000, Greater Houston Business Procurement Forum and a conference on the Mentor/Protégé program offered by the Small Business Administration are other events that were attended. An annual HUB vendor fair is held on campus in the Fall where the UHCL community is introduced to the products that are available from HUBs.

In fiscal year 2000 purchases from non-certified HUBs equaled \$93,331 and \$128,850 was spent with state certified HUBs that were coded to the incorrect vendor number. These amounts are not reflected in the numbers that are in the GSC report.

The University of Houston-Clear Lake is committed to its efforts to promote HUBs within the university and to do business with HUBs whenever possible.

Sincerely,

A handwritten signature in cursive script that reads "Debra Carpenter".

Debra A. Carpenter  
Coordinator of Operations and HUB Activities

Operations Division

2700 Bay Area Boulevard Houston, Texas 77058-1098 (281) 283-2150 FAX (281) 283-2156



# Texas A&M University-Corpus Christi

Purchasing Department  
6300 Ocean Drive, Corpus Christi, Texas 78412 361-825-2617 Fax 361-825-2772

## Supplemental Summary For The FY '00 "Annual HUB Report" Agency 760


Texas A&M University-Corpus Christi continues to be fully committed to our good faith effort to assist Historically Underutilized Businesses in supplying the University with supplies, equipment and goods while sustaining a fair, open and a competitive bidding and procurement process. During the past year, we have taken the following action to increase the opportunity to HUBs:

- \* Pre-bid meetings on construction project to review with bidders good faith effort for seeking HUB subcontracting companies and new requirements of SB 178.
- \* Advertisement in various ethnic new media publication and minority business centers.
- \* Participation in the Corpus Christi Minority Business Opportunity Committee Networking Conferences.
- \* Continuing to host and attend GSC Economic forums.
- \* Speaker/presenter for a seminar through the Small Business Development Center in Corpus Christi.
- \* Attended the Austin Business Opportunity Symposium Series (BOSS).
- \* Attended the South Texas Medweek "Minority Enterprise Development" Conference in Edinburg.
- \* Teamed up with area universities to develop and implement the Mentor Protégé Program.

Total for Fiscal Year										
Ethnic and Gender Categories	AS		BL		HI		AI		WO	Total
	M	F	M	F	M	F	M	F	F	
	2	11	10	10	44	6	1	1	99	184
# of HUBs awarded P.O. by category	76	2	2	1	3	0	0	0	8	92
Total # of HUB Bids/Proposals Received:	184									
Total # of HUB's Awarded Purchase Orders:	92									
Total # of HUBs that did not respond:	339									
Total # of bids sent to HUBs:	511									

Texas A&M University-Corpus Christi will continue its efforts to strengthen its HUB Program and work diligently to increase purchases and contracting with HUB vendors.

Sincerely,



Judy Harral  
Purchasing Director





**TEXAS A&M INTERNATIONAL UNIVERSITY**  
A Member of The Texas A&M University System

**Purchasing Department**

**SUPPLEMENTAL SUMMARY FOR FY00 SEMI-ANNUAL HUB REPORT FOR AGENCY 761**

Texas A&M International University remains fully committed to providing procurement and contracting opportunities for minority and women-owned businesses. It is the University's goal to create an environment that will enhance Historically Underutilized Business participation. A&M International will insure that qualified minority and women-owned businesses are included in our procurement and contracting process. To increase our opportunity with HUB vendors, A&M International requires HUB soliciting on all biddable procurement. A strong emphasis is also placed on locating and using HUB Vendors on any dollar value procurement.

Recent outreach efforts include:

- January 20, 2000 First Economic Opportunity of the New Millennium
- February 4, 2000 Small Business Industry Day 2000-Kelly Air Force Base
- June 29-30 of 2000 San Antonio Business Opportunity Council (SABOC)
- July 19, 2000 The South Texas Mentor Protégé Committee
- August 24-25 of 2000 Boss 2000 Conference

A&M International continues to maintain an aggressive In-Reach Program to promote HUB awareness through contact with departments and staff. The Purchasing staff works with the departments to educate and train on doing business with HUB's. The HUB Coordinator meets monthly with buyers to review monthly HUB reports. We continually explore ways to increase our level of HUB utilization through peer networking. In addition, we continue to work closely with other State agencies to identify new HUB vendors and often exchange out HUB vendor contacts with our colleagues.

Texas A&M International University supports the State of Texas' HUB program and will continue to work aggressively to identify, educate and assist HUB vendors in a manner designed to encourage participation. We will continue to work on identifying non-certified HUB vendors currently used by A&M International. We will assure local vendors who qualify are aware of the program and work with them to obtain certification.

We believe our good faith efforts have been successful in building our HUB volume. A&M International has taken an active ownership in the program. We will continue to work diligently to encourage and promote the opportunities the program makes possible.

*Laura C. Rea*

Laura C. Rea  
Director of Purchasing &  
Support Services



**University of North Texas  
Health Science Center at Fort Worth**

**Supplemental Summary for the FY '00 Annual HUB Report for Agency Number 763**

The University of North Texas Health Science Center at Fort Worth (UNTHSC-FW) is pleased to report the following accomplishments and other activities in our good faith effort to increase economic opportunities for Historically Underutilized Businesses (HUBs):

Distributed over 256 CMBL/HUB certification applications to non-certified vendors and provided assistance with the certification process.

Participated in Asian American, American Indian, Hispanic, African American, and Black Chamber of Commerce activities. Served on the National Association of Purchasing Management Minority Business Development Group, General Services Commission HUB Cooperative Committee, and Minority Development Council Corporate Coordinators Committee.

Co-sponsored the Tarrant County Economic Opportunity Forum, "Doing Business throughout the State of Texas" on November 4, 1999 with the General Services Commission and University of Texas at Arlington. Sponsored monthly Tarrant County Business breakfast; monthly Dallas Minority Business Development breakfast; Tarrant County Minority Business Development (MED) Week Celebration; Tarrant County Contracting Forum; Dallas County Minority Business Development Council Youth Retreat; Fort Worth Business Assistance Center, Women's Business Center and City of Fort Worth Entrepreneur Expo 2000; and Regional Minority Enterprise Development Week (MED) Week.

Attended National Association of Purchasing Managers HUB Exhibit; North Texas Woman's Business Council Reception; Grand Prairie Chamber of Commerce State Business Summit; North Texas Woman's Business Council Harvesting Partnerships; Fort Worth 3<sup>rd</sup> Focused Business Opportunity Event; UT-Austin's "7<sup>th</sup> Annual HUB Vendor Fair 2000"; Fort Worth Metropolitan Black Chamber of Commerce "20<sup>th</sup> Annual Awards Luncheon"; Small Business Administration "2000 Salute to Small Business"; and Dallas/Fort Worth Minority Business Development Council "The New HUB Game".

Participated in the following vendor forums: Dallas Regional Minority Enterprise Development (MED) Week '99; Greater Dallas Chamber BusinessPlace '99 Procurement Pavilion; Fort Worth Multi-Ethnic Chamber Fort Worth Feria '99; Texas Minority Business Opportunity Committee MED Week / TCBM / BOSS XII '99 Conference in Austin; Asian American Chamber of Commerce Eggröll Festival; Fort Worth Chamber of Commerce's Buy Local Tradefest '99; General Services Commission Economic Opportunity Forum, "First Economic Opportunity Forum of the New Millennium" in Austin; University of North Texas Equity and Diversity Conference; General Services Commission State of Texas Purchasers Conference, "Meet the Vendor" in Austin; General Services Commission Economic Opportunity Forum, "Evolution Expo" in El Paso; Dallas Economic Opportunity Forum; Dallas/Fort Worth Minority Development Council "Access 2000"; Grand Prairie Chamber of Commerce 8<sup>th</sup> Annual "Doing Business with Big Business"; and National Conference and Women's Business Round-Up Trade Fair.

The University of North Texas Health Science Center at Fort Worth is committed to strengthening the HUB Program by increasing opportunities for HUBs to provide supplies, equipment, and services to the health science center.

Steve R. Russell 9/13/00  
Steve R. Russell Date  
Senior Vice President  
Finance and Administration

Lane Nestman 9/13/00  
Lane Nestman Date  
Director of Purchasing



# TEXAS A&M UNIVERSITY-TEXARKANA

*Purchasing*

P.O. Box 5518 • 2600 N. Robison Rd. • Texarkana, TX 75505-5518  
(903) 223-3053 • FAX (903) 223-3119

## Supplemental Summary for FY '00 Annual HUB Report Agency 764

Texas A&M University-Texarkana (TAMU-T) continues in its Good Faith Effort to assist Historically Underutilized Businesses (HUBs) to receive economic opportunities. Although our geographical location continues to be a major factor in receiving responses to our bid requests, our effort to contact them is still our commitment with each opportunity.

The Dallas Economic Opportunity Forum in April and the State of Texas HUB meeting in May were both attended by the Purchasing Manager. There were (152) HUB contracts awarded by TAMU-T in FY 2000. The total awards by category were: 16/Asian Pacific, 6/Black, 9/Hispanic, 0/Native American and 121/Woman Owned.

TAMU-T departments are continually being educated to use and locate HUB vendors. An in-house program monitors our monthly process of each department. We also contact other State agencies to identify new HUB vendors. We maintain a continuous effort to stay abreast of the latest HUB information.

Texas A&M University-Texarkana continues in its efforts to strengthen its HUB participation.

Sincerely,

*Cynthia E. Henderson*

CYNTHIA E. HENDERSON  
Purchasing Manager

# University of Houston Victoria

## SUPPLEMENTAL SUMMARY FOR THE FY 00 ANNUAL HUB REPORT AGENCY #765

The University of Houston-Victoria is committed to demonstrating good faith efforts in the award of as many contracts as possible to Historically Underutilized Businesses.


As a supplement to the figures that are in our annual report, the University of Houston-Victoria would like to add the following information.

The following are women and/or minority-owned businesses that are not certified as HUBs. They were furnished on the prime contractor' Subcontracting Utilization Report to the University of Houston System Facilities and Planning Office and faxed to University of Houston-Victoria. They were contracted by Don Krueger Construction Company for the building of the new University of Houston-Victoria building.

AZ Rebar Contractors 961 Raven Road Corpus Christi, TX 78418	\$ 48,296	Hispanic Owned
Boothe Brothers Paving Co., Inc. P. O. Box 1591 Shiner, TX 77984	\$ 8,000	Woman Owned
C W & A, Inc. P. O. Box 2058 Victoria, TX 77902	\$ 90,900	Woman Owned
Gonzales Contracting 904 S. Benevides Port Lavaca, TX 77979	\$ 110,580	Hispanic Owned

Total.....\$257,776.00

Sincerely,



Gregory Fanelli  
Director of Operations

Business Services Department

3007 N. Ben Wilson • Victoria, Texas 77901-5731 • 361.570.4848 • FAX: 361.570.4812





**LAMAR UNIVERSITY**  
A Member of The Texas State University System

Reference: Historically Underutilized Business (HUB)  
Good Faith Effort Letter for September 1999 - August 2000

Good Faith Efforts made by Agencies 734 and 789 for FY2000:

- Attended Beaumont Chamber of Commerce Workshop for entrepreneurs to become Hub certified by the State at Lamar University 11-30-99.
- Set-up booth at the Sixth Annual Forum for Economic Opportunities in Houston - to discuss the procurement process and contacts 12-08-2000.
- Attended the Executive Overview of Hub Rules on Senate Bill 178 and the intensive training session in Austin 05-17-2000.
- The following are **non-responses** from HUB Certified bidders on RFP's:  

<u>AS/M</u>	<u>AS/F</u>	<u>BL/M</u>	<u>BL/F</u>	<u>HI/M</u>	<u>HI/F</u>	<u>NA/M</u>	<u>NA/F</u>	<u>WO/F</u>
116	60	158	37	150	82	2	2	676
- Assisted in providing a GSC contact and phone # to HUB vendors wanting to get certified by the State; discussed State CMBL/HUB and how it works.

Sincerely,

Jackie D. Tenner  
Director of Purchasing

**SECTION VIII - SUPPLEMENTAL REPORTS**

**(B) NUMBER OF HUBs PARTICIPATING IN STATE BOND ISSUANCES**





**FISCAL YEAR '00 ANNUAL HUB REPORT  
TOTAL NUMBER OF BUSINESSES PARTICIPATING IN STATE BOND ISSUANCES**

AGENCY NO.	AGENCY NAME	AS		BL		HI		AI		WO	TOTAL
		M	F	M	F	M	F	M	F	F	
305	Texas Veterans Land Board (General Land Office)	0	0	14	0	4	0	0	0	0	18
332	Texas Department of Housing and Community Affairs	0	0	0	0	1	0	0	0	0	1
347	Texas Public Finance Authority	0	0	5	0	3	0	0	0	0	8
352	Public Schools Facilities Funding Program (Texas Bond Review Board)	0	0	0	0	0	0	0	0	0	0
480	Texas Department of Economic Development	0	0	0	0	0	0	0	0	0	0
551	Texas Department of Agriculture	0	0	0	0	0	0	0	0	0	0
580	Texas Water Development Board	0	0	3	0	2	0	0	0	0	5
601	Texas Department of Transportation	0	0	0	0	0	0	0	0	0	0
710	Texas A & M University System	0	0	0	0	0	0	0	0	0	0
717	Texas Southern University	0	0	3	0	0	0	0	0	0	3
720	University of Texas System	0	0	2	0	2	0	0	0	0	4
731	Texas Woman's University	0	0	0	0	0	0	0	0	0	0
733	Texas Tech University	0	0	0	0	0	0	0	0	0	0
735	Midwestern State University	0	0	0	0	0	0	0	0	0	0
752	University of North Texas	0	0	0	0	2	0	0	0	0	2
758	Texas State University System	0	0	0	0	0	0	0	0	0	0
763	University of North Texas Health Science Center at Forth Worth	0	0	0	0	2	0	0	0	0	2
781	Texas Higher Education Coordinating Board	0	0	0	0	0	0	0	0	0	0
783	University of Houston System	0	0	0	0	0	0	0	0	0	0

**Legend: AS=Asian Pacific; BL=Black; HI=Hispanic; AI=American Indian; WO=Woman; M=Male; F=Female**

**FISCAL YEAR '00 ANNUAL HUB REPORT  
TOTAL NUMBER OF BUSINESSES PARTICIPATING IN STATE BOND ISSUANCES**

AGENCY NO.	AGENCY NAME	AS		BL		HI		AI		WO	TOTAL
		M	F	M	F	M	F	M	F	F	
19 Agencies Out of 19 Reported	<b>TOTAL</b>	0	0	27	0	16	0	0	0	0	43

**Reporting criteria for all state agencies and institution of higher education:**

Pursuant to Senate Bill 178, codified in the Texas Government Code 2161.122, §(c) State agencies and institutions of higher education shall report to the General Services Commission both treasury and non treasury funds relating to;

- (1) Total number of purchases and payments made to HUBs,
- (2) Number of businesses participating in state bonds
- (3) Number of contracts awarded to businesses regarding agencies' acquisition, construction, or equipping of a facility or implementation of a program, and
- (4) Number of bids, proposals, etc. made by HUBs regarding agencies' acquisition, construction, or equipping of a facility or implementation of a program.

See the HUB Reporting Procedures for instructions and the required reporting format.

**NOTE:** The agencies identified above are from the Bond Review Board's State Bond Issuer List who are authorized to administer a State Bond Program.

**Source:** <http://www.brb.state.tx.us/brbpages/finance/issuers.shtml> (Revised 09/05/2000)

**Legend:** AS=Asian Pacific; BL=Black; HI=Hispanic; AI=American Indian; WO=Woman; M=Male; F=Female

**SECTION VIII - SUPPLEMENTAL REPORTS**

**(C) NUMBER OF HUBs SUBMITTING BIDS AND/OR PROPOSALS**



**FISCAL YEAR '00 ANNUAL HUB REPORT  
TOTAL NUMBER OF HUB BIDS AND PROPOSALS RECEIVED**

AGENCY NO.	AGENCY NAME	AS		BL		HI		AI		WO	Total
		M	F	M	F	M	F	M	F	F	
008	Texas Healthy Kids Corporation	5	5	17	4	15	1	0	0	53	100
101	State Senate*										0
102	House of Representatives*										0
103	Texas Legislative Council*										0
104	Legislative Budget Board*										0
105	Legislative Reference Library	0	0	0	0	0	0	0	0	0	0
107	Commission on Uniform State Laws*										0
116	Sunset Advisory Board*										0
201	Supreme Court	0	0	0	0	0	0	0	0	0	0
202	State Bar of Texas*										0
203	Texas Board of Law Examiners	1	0	0	0	0	0	0	0	4	5
204	Court Reporters Certification Board	0	0	0	0	0	0	0	0	4	4
211	Court of Criminal Appeals	0	0	0	0	0	0	0	0	0	0
212	Office of Court Administration	4	7	5	0	6	2	0	0	16	40
213	State Prosecuting Attorney	0	0	0	0	0	0	0	0	0	0
221	First Court of Appeals*										0
222	Second Court of Appeals	0	1	0	0	2	0	0	0	2	5
223	Third Court of Appeals	0	0	1	0	1	0	2	0	12	16
224	Fourth Court of Appeals	0	0	0	0	5	0	0	0	20	25
225	Fifth Court of Appeals	0	0	0	0	0	0	0	0	0	0
226	Sixth Court of Appeals	0	0	0	0	0	0	0	0	0	0
227	Seventh Court of Appeals	0	0	0	0	0	0	0	0	26	26
228	Eighth Court of Appeals	0	0	0	0	3	3	0	0	2	8
229	Ninth Court of Appeals	0	0	0	0	0	0	0	0	8	8
230	Tenth Court of Appeals	0	0	0	0	0	0	0	0	0	0
231	Eleventh Court of Appeals	0	3	0	0	0	0	0	0	2	5
232	Twelfth Court of Appeals	0	0	0	0	0	0	0	0	0	0
233	Thirteenth Court of Appeals	2	0	0	0	2	1	0	0	4	9
234	Fourteenth Court of Appeals	0	3	1	0	0	0	0	0	1	5
242	State Commission on Judicial Conduct	1	0	0	0	0	0	1	0	1	3
243	State Law Library*										0
300	Fiscal Office of the Governor*										0
301	Office of the Governor	8	3	4	0	7	7	0	0	31	60
302	Office of the Attorney General	46	49	116	53	88	53	0	0	201	606
303	General Services Commission	109	57	191	153	166	75	22	6	1,120	1,899
304	Comptroller of Public Accounts	15	9	24	13	44	25	0	0	144	274

Legend: AS=Asian Pacific; BL= Black; HI=Hispanic; AI=American Indian/Native American; WO=Woman; M=Male; F=Female

**FISCAL YEAR '00 ANNUAL HUB REPORT  
TOTAL NUMBER OF HUB BIDS AND PROPOSALS RECEIVED**

AGENCY NO.	AGENCY NAME	AS		BL		HI		AI		WO	Total
		M	F	M	F	M	F	M	F	F	
305	Texas General Land Office	30	40	88	35	51	28	11	1	335	619
306	Texas State Library & Archives Commission	1	0	20	5	18	1	0	1	72	118
307	Secretary of State	81	58	233	88	177	85	31	13	302	1,068
308	State Auditor*										0
311	Fiscal Reporting*										0
312	State Securities Board	0	19	1	0	43	0	0	0	31	94
313	Department of Information Resources	43	218	63	0	101	37	0	5	492	959
315	Texas Tomorrow Fund	5	0	1	4	0	3	0	0	10	23
318	Texas Commission for the Blind	3	2	6	3	8	1	0	0	25	48
320	Texas Workforce Commission	44	48	295	15	214	418	7	3	1,879	2,923
323	Teacher Retirement System of Texas	26	25	36	14	70	21	0	0	108	300
324	Texas Department of Human Services	261	381	1,016	865	877	314	6	173	2,662	6,555
325	Fire Fighters' Pension Commission	1	0	0	0	3	5	0	0	4	13
327	Employees Retirement System of Texas	18	8	32	2	33	6	1	1	157	258
329	Texas Real Estate Commission	4	6	3	0	37	0	2	0	142	194
330	Texas Rehabilitation Commission	24	11	61	28	56	25	1	0	279	485
332	Texas Department of Housing & Community Affairs	47	8	125	1	51	25	11	2	301	571
333	Office of State Federal Relations*										0
335	Texas Commission for the Deaf and Hard of Hearing	0	0	0	0	0	0	0	0	0	0
337	Board of Tax Professional Examiners*										0
338	State Pension Review Board*										0
340	Texas Department on Aging	0	0	2	1	2	2	0	0	10	17
342	State of Texas Aircraft Pooling Board	0	0	9	0	8	0	0	0	68	85
344	Texas Commission on Human Rights	0	0	0	0	0	0	0	0	0	0
347	Texas Public Finance Authority	0	0	15	0	15	0	0	0	19	49
352	Texas Bond Review Board	0	0	1	0	3	0	0	0	2	6
353	Texas Incentive & Productivity Commission	0	0	2	0	1	0	0	0	2	5
354	Texas Aerospace Commission	0	0	1	0	0	0	0	0	1	2
355	Children's Trust Fund of Texas*										0
356	Texas Ethics Commission	3	1	3	0	7	0	0	0	35	49
359	Office of Public Insurance Counsel	0	3	21	10	11	7	0	2	101	155
360	State Office of Administrative Hearings	16	11	52	10	22	28	0	0	169	308

Legend: AS=Asian Pacific; BL= Black; HI=Hispanic; AI=American Indian/Native American; WO=Woman; M=Male; F=Female

**FISCAL YEAR '00 ANNUAL HUB REPORT  
TOTAL NUMBER OF HUB BIDS AND PROPOSALS RECEIVED**

AGENCY NO.	AGENCY NAME	AS		BL		HI		AI		WO	Total
		M	F	M	F	M	F	M	F	F	
362	Texas Lottery Commission	19	45	177	55	80	31	2	0	185	594
364	Health Professional Council	0	0	0	0	0	0	0	0	0	0
367	Telecomm Infrastructure Fund	0	0	0	0	0	0	0	0	0	0
401	Adjutant General's Department	10	2	8	5	16	11	7	0	45	104
403	Texas Veterans Commission	1	4	1	4	11	2	0	4	40	67
405	Texas Department of Public Safety	318	119	553	41	728	87	60	49	1,765	3,720
406	Texas Military Facilities Commission	4	4	8	0	27	5	0	1	124	173
407	Texas Commission on Law Enforcement	0	0	0	0	0	0	0	0	6	6
409	Texas Commission on Jail Standards	0	1	0	0	1	2	0	0	5	9
410	Criminal Justice Policy Council	0	0	13	0	23	0	0	0	21	57
411	Texas Commission on Fire Protection	1	1	7	0	4	2	0	0	43	58
449	State Finance Commission	0	3	3	0	3	1	0	1	2	13
450	Texas Savings & Loan Department	0	0	0	0	0	0	0	0	1	1
451	Texas Department of Banking	0	0	13	0	7	0	0	0	30	50
452	Texas Department of Licensing and Regulation	0	0	5	1	2	0	0	0	5	13
453	Texas Workers' Compensation Commission	46	16	15	1	108	11	6	0	372	575
454	Texas Department of Insurance	29	8	67	19	47	22	0	0	133	325
455	Railroad Commission of Texas	193	16	352	7	252	132	134	2	1,160	2,248
456	Board of Plumbing Examiners	1	0	1	1	1	2	0	0	25	31
457	Texas State Board of Public Accountancy	5	0	1	0	3	0	0	0	32	41
458	Texas Alcoholic Beverage Commission	26	0	42	25	42	16	1	0	152	304
459	Texas Board of Architectural Examiners	0	0	0	0	0	0	0	0	0	0
460	Texas Board of Professional Engineers*										0
464	Texas Board of Professional Land Surveying	2	1	0	0	1	0	0	0	17	21
465	Texas Department of Commerce (See #480)	0	0	0	0	0	0	0	0	0	0
466	Office of Consumer Credit Commissioner	0	2	0	13	0	9	0	1	37	62
467	Texas Commission on Private Security	0	1	7	0	2	1	0	0	20	31
469	Credit Union Department	0	0	0	0	7	1	0	0	5	13
472	Structural Pest Control Board	2	2	5	0	6	4	0	1	33	53
473	Public Utility Commission of Texas	2	1	11	0	4	0	0	0	47	65
474	Texas Polygraph Examiners Board	0	0	1	0	0	0	0	0	3	4
475	Office of Public Utility Council	0	0	4	1	0	0	0	0	8	13

Legend: AS=Asian Pacific; BL= Black; HI=Hispanic; AI=American Indian/Native American; WO=Woman; M=Male; F=Female



**FISCAL YEAR '00 ANNUAL HUB REPORT  
TOTAL NUMBER OF HUB BIDS AND PROPOSALS RECEIVED**

AGENCY NO.	AGENCY NAME	AS		BL		HI		AI		WO	Total
		M	F	M	F	M	F	M	F	F	
476	Texas Racing Commission	1	0	34	9	14	4	0	0	47	109
477	Commission on State Emergency Communications	1	4	0	2	6	1	0	0	13	27
478	Research & Oversight Council on Workers' Compensation	0	0	0	0	1	0	0	0	0	1
479	State Office of Risk Management	3	0	7	3	1	1	0	0	8	23
480	Texas Department of Economic Development	11	10	30	7	23	4	0	0	27	112
501	Texas Department of Health	37	30	52	17	73	32	2	0	215	458
502	Texas State Board of Barber Examiners	0	0	0	0	7	0	0	0	11	18
503	Texas State Board of Medical Examiners	4	1	14	1	33	0	0	0	98	151
504	Board of Dental Examiners	3	0	7	0	1	0	0	0	9	20
505	Texas Cosmetology Commission	1	0	0	0	3	0	0	0	4	8
506	UT M.D. Anderson Cancer Center	41	15	42	10	49	26	1	2	135	321
507	Board of Nurse Examiners	0	0	10	0	15	4	0	0	21	50
508	Board of Chiropractic Examiners	0	0	0	0	0	0	0	0	0	0
511	Board of Vocational Nurse Examiners	0	0	0	0	3	0	0	0	1	4
512	Texas State Board of Podiatric Medical Examiners*										0
513	Texas Funeral Commission	0	0	0	0	0	0	0	0	0	0
514	Optometry Board*										0
515	Texas Board of Pharmacy	1	0	8	0	60	0	0	0	95	164
517	Texas Commission on Alcohol & Drug Abuse	4	4	16	4	12	8	36	0	60	144
520	Board of Examiners of Psychologists	0	0	14	0	0	0	0	0	17	31
526	Texas Low-Level Rad Waste Disposal Authority* (Agency Abolished 08/31/99)										0
527	Texas Cancer Council	2	1	1	0	2	1	0	0	16	23
529	Health & Human Services Commission	0	2	19	0	9	8	0	0	81	119
530	Texas Department of Protective & Regulatory Services	200	45	284	74	378	189	5	28	1,587	2,790
532	Early Childhood Intervention	0	1	3	1	5	2	0	0	12	24
533	Executive Council of Physical & Occupational Therapy*										0
551	Texas Department of Agriculture	15	10	14	4	71	9	0	0	113	236
554	Texas Animal Health Commission	11	8	1	2	11	7	0	0	46	86

Legend: AS=Asian Pacific; BL= Black; HI=Hispanic; AI=American Indian/Native American; WO=Woman; M=Male; F=Female

**FISCAL YEAR '00 ANNUAL HUB REPORT  
TOTAL NUMBER OF HUB BIDS AND PROPOSALS RECEIVED**

AGENCY NO.	AGENCY NAME	AS		BL		HI		AI		WO	Total
		M	F	M	F	M	F	M	F	F	
555	Texas Agricultural Extension Service	96	46	45	12	91	25	4	10	494	823
556	Texas Agricultural Experiment Station	30	12	43	9	182	26	1	1	800	1,104
557	Texas Veterinary Medical Diagnostic Laboratory	1	1	1	2	4	1	0	0	18	28
576	Texas Forest Service	5	11	47	4	13	10	0	0	44	134
577	Texas Wildlife Damage Management Service	0	0	1	8	9	0	0	0	3	21
578	Texas Board of Veterinary Medical Examiners	2	0	4	2	6	0	0	0	22	36
579	Rio Grande Compact Commission*										
580	Texas Water Development Board	0	316	135	2	48	16	7	0	316	840
582	Texas Natural Resource Conservation Commission	40	59	213	38	116	137	8	3	647	1,261
583	Sabine River Compact Administration	0	0	0	0	0	0	0	0	0	0
592	State Soil & Water Conservation Board	3	5	8	3	13	3	0	0	25	60
596	Red River Compact Commission	0	0	0	0	0	0	0	0	0	0
598	Canadial River Compact Commission	0	0	0	0	0	0	0	0	0	0
599	Pecos River Compact Commission	0	0	0	0	0	0	0	0	0	0
601	Texas Department of Transportation	457	185	1,302	126	2,017	307	398	15	7,442	12,249
655	Texas Dept of Mental Health & Mental Retardation	470	101	430	188	684	234	36	17	2,328	4,488
658	Beaumont State Center (See #655)	0	0	0	0	0	0	0	0	0	0
665	Texas Juvenile Probation Commission*										0
677	Austin State Hospital (See #655-J)	0	0	0	0	0	0	0	0	0	0
694	Texas Youth Commission	153	101	404	243	815	243	27	0	1,457	3,443
696	Texas Department of Criminal Justice	809	461	1,190	626	1,260	279	91	84	9,214	14,014
697	TDCJ Paroles Division (See #696-2)	0	0	0	0	0	0	0	0	0	0
699	Laredo State Center (See# 655)	0	0	0	0	0	0	0	0	0	0
701	Texas Education Agency	13	21	45	5	37	13	3	0	198	335
703	State Board of Educator (See # 705)	0	0	0	0	0	0	0	0	0	0
705	State Board for Educator Certification	0	0	1	0	0	0	0	0	7	8
709	The Texas A&M University System Health Science Center	0	1	4	1	22	3	0	0	77	108
710	Texas A&M University System	13	1	4	1	44	7	2	0	30	102
711	Texas A&M University	48	42	57	26	173	44	0	1	365	756
712	Texas Engineering Experiment Station	0	3	2	0	12	3	1	0	44	65

Legend: AS=Asian Pacific; BL= Black; HI=Hispanic; AI=American Indian/Native American; WO=Woman; M=Male; F=Female

**FISCAL YEAR '00 ANNUAL HUB REPORT  
TOTAL NUMBER OF HUB BIDS AND PROPOSALS RECEIVED**

AGENCY NO.	AGENCY NAME	AS		BL		HI		AI		WO	Total
		M	F	M	F	M	F	M	F	F	
713	Tarleton State University	17	28	89	5	58	8	3	0	198	406
714	University of Texas at Arlington	104	68	352	60	195	91	69	0	647	1,586
715	Prairie View A&M	2	0	74	0	5	0	0	0	80	161
716	Texas Engineering Extension Service	0	4	7	2	17	5	0	0	34	69
717	Texas Southern University	43	8	389	366	244	203	3	0	301	1,557
718	Texas A&M University-Galveston	1	0	4	2	7	2	0	0	18	34
719	Texas State Technical College	254	365	338	109	364	48	34	1	1,110	2,623
720	University of Texas System	21	12	35	5	72	16	3	1	194	359
721	University of Texas at Austin	243	258	391	53	564	438	26	10	1,932	3,915
723	University of Texas Medical Branch-Galveston	791	1,288	1,249	353	1,998	666	25	887	6,231	13,488
724	University of Texas -El Paso	27	9	9	8	225	186	1	0	741	1,206
727	Texas Transportation Institute	0	1	2	0	4	3	0	0	3	13
729	University of Texas Southwest Medical Center/Dallas	1,242	393	7,327	334	302	4,590	21	0	10,754	24,963
730	University of Houston & 783 University of Houston System Administration	49	137	61	12	63	15	6	2	311	656
731	Texas Woman's University	12	20	49	17	74	16	19	4	218	429
732	Texas A&M University - Kingsville	78	0	38	0	75	0	1	0	184	376
733	Texas Tech University	29	198	54	12	194	60	3	2	618	1,170
734	Lamar University - Beaumont	46	87	40	16	65	13	3	1	264	535
735	Midwestern State University	0	0	0	0	0	0	0	0	0	0
736	University of Texas-Pan American	16	34	21	1	36	7	0	0	54	169
737	Angelo State University	8	78	13	13	70	62	15	3	570	832
738	University of Texas at Dallas	33	19	50	30	53	25	7	0	317	534
739	Texas Tech University Health Sciences Center	60	13	27	4	233	38	6	2	383	766
742	University of Texas of the Permian Basin	12	4	21	1	45	23	4	0	379	489
743	University of Texas - San Antonio	30	40	185	9	435	130	2	0	424	1,255
744	University of Texas Health Science Center-Houston	706	22	1,282	2	972	5	18	1	1,404	4,412
745	University of Texas Health Science Center - San Antonio	10	11	2	15	416	386	0	0	356	1,196
747	University of Texas at Brownsville	5	98	30	16	88	19	0	0	142	398
748	Baylor College of Dentistry (See#709)	0	0	0	0	0	0	0	0	0	0
750	University of Texas at Tyler	16	30	27	5	28	3	4	0	146	259

Legend: AS=Asian Pacific; BL= Black; HI=Hispanic; AI=American Indian/Native American; WO=Woman; M=Male; F=Female

**FISCAL YEAR '00 ANNUAL HUB REPORT  
TOTAL NUMBER OF HUB BIDS AND PROPOSALS RECEIVED**

AGENCY NO.	AGENCY NAME	AS		BL		HI		AI		WO	Total
		M	F	M	F	M	F	M	F	F	
751	Texas A&M University-Commerce	56	5	40	7	105	16	2	0	265	496
752	University of North Texas	163	82	174	22	360	48	25	1	659	1,534
753	Sam Houston State University	52	49	124	36	171	32	3	0	475	942
754	Southwest Texas State University	87	202	98	20	300	62	18	2	627	1,416
755	Stephen F. Austin State University	56	100	106	31	119	50	8	1	574	1,045
756	Sul Ross University	10	1	11	0	59	225	0	0	309	615
757	West Texas A&M University	0	12	0	4	1	0	5	0	31	53
758	Texas State University System Board of Regents	1	0	1	0	1	0	0	0	2	5
759	University of Houston-Clear Lake	30	51	31	5	38	1	0	0	163	319
760	Texas A & M University - Corpus Christi	2	11	10	10	44	6	1	1	99	184
761	Texas A&M International University	49	35	65	9	159	22	8	1	332	680
763	University of North Texas Health Science Center - Ft. Worth	4	31	426	96	1,187	300	59	4	2,107	4,214
764	Texas A&M University-Texarkana	2	0	4	1	14	1	0	0	7	29
765	University of Houston - Victoria	15	18	1	0	180	7	0	0	185	406
767	SW Collegiate Institute for the Deaf*										0
771	Texas School for the Blind	0	0	0	0	0	0	0	0	2	2
772	Texas School for the Deaf	8	0	45	0	2	1	5	0	147	208
781	Texas Higher Education Coordinating Board	17	32	8	1	11	1	0	0	74	144
783	University of Houston-System (See #730)	0	0	0	0	0	0	0	0	0	0
784	University of Houston - Downtown	8	13	3	9	0	0	3	0	15	51
785	University of Texas Health Center - Tyler	32	31	39	1	25	16	1	0	259	404
787	Lamar University-Orange	0	0	2	0	0	0	0	0	3	5
788	Lamar State College - Port Arthur	16	0	5	3	2	0	0	0	66	92
789	Lamar Institute of Technology	7	9	18	11	24	1	0	0	110	180
802	Parks and Wildlife Department	121	85	406	37	300	116	30	11	1,979	3,085
808	Texas Historical Commission*										0
809	State Preservation Board	1	0	6	0	27	3	0	0	153	190
813	Texas Commission on the Arts	1	0	3	0	12	0	0	0	54	70
819	Texas Emancipation Juneteenth-Commission*										0
904	Texas Food and Fiber Commission	2	1	1	0	4	0	0	0	3	11
902	Comptroller/Fiscal*										0
907	State Energy Conservation Office	1	0	0	0	0	0	0	0	3	4

Legend: AS=Asian Pacific; BL= Black; HI=Hispanic; AI=American Indian/Native American; WO=Woman; M=Male; F=Female

**FISCAL YEAR '00 ANNUAL HUB REPORT  
TOTAL NUMBER OF HUB BIDS AND PROPOSALS RECEIVED**

AGENCY NO.	AGENCY NAME	AS		BL		HI		AI		WO	Total
		M	F	M	F	M	F	M	F	F	
<u>193</u> Agencies Out of <u>220</u> Reported	<b>TOTAL</b>	8,528	6,692	22,024	4,660	19,892	11,125	1,368	1,362	76,036	151,687

**Reporting criteria for all state agencies and institution of higher education:**

Pursuant to Senate Bill 178, codified in the Texas Government Code 2161.122, §(c) State agencies and institutions of higher education shall report to the General Services Commission both treasury and non treasury funds relating to;

- (1) Total number of purchases and payments made to HUBs,
- (2) Number of businesses participating in state bonds
- (3) Number of contracts awarded to businesses regarding agencies' acquisition, construction, or equipping of a facility or implementation of a program, and
- (4) Number of bids, proposals, etc. made by HUBs regarding agencies' acquisition, construction, or equipping of a facility or implementation of a program.

See the HUB Reporting Procedures for instructions and the required reporting format.

**SECTION VIII - SUPPLEMENTAL REPORTS**

**(D) NUMBER CONTRACTS AWARDED TO HUBS**



**FISCAL YEAR '00 ANNUAL HUB REPORT  
TOTAL NUMBER OF CONTRACTS AWARDED TO HUBS**

AGENCY NO.	AGENCY NAME	AS		BL		HI		AI		WO	Total
		M	F	M	F	M	F	M	F	F	
008	Texas Healthy Kids Corporation	2	0	2	1	2	0	0	0	53	60
101	State Senate*										0
102	House of Representatives*										0
103	Texas Legislative Council*										0
104	Legislative Budget Board*										0
105	Legislative Reference Library	0	0	0	0	0	0	0	0	0	0
107	Commission on Uniform State Laws*										0
116	Sunset Advisory Board*										0
201	Supreme Court	0	0	0	0	0	0	0	0	0	0
202	State Bar of Texas*										0
203	Texas Board of Law Examiners	1	0	0	0	0	0	0	0	4	5
204	Court Reporters Certification Board	0	0	4	0	1	0	0	1	3	9
211	Court of Criminal Appeals	0	0	0	0	0	0	0	0	0	0
212	Office of Court Administration	0	0	22	0	2	0	0	0	12	36
213	State Prosecuting Attorney	0	0	0	0	0	0	0	0	0	0
221	First Court of Appeals*										0
222	Second Court of Appeals	0	1	0	0	2	0	0	0	2	5
223	Third Court of Appeals	0	0	0	0	1	0	0	0	0	1
224	Fourth Court of Appeals	0	0	0	0	5	0	0	0	20	25
225	Fifth Court of Appeals	0	0	0	0	0	0	0	0	0	0
226	Sixth Court of Appeals	0	0	0	0	0	0	0	0	0	0
227	Seventh Court of Appeals	0	0	0	0	0	0	0	0	26	26
228	Eighth Court of Appeals	0	0	0	0	6	4	0	0	9	19
229	Ninth Court of Appeals	0	0	0	0	0	0	0	0	7	7
230	Tenth Court of Appeals	0	0	0	0	0	0	0	0	0	0
231	Eleventh Court of Appeals	0	3	0	0	0	0	0	0	2	5
232	Twelfth Court of Appeals	0	0	0	0	0	0	0	0	0	0
233	Thirteenth Court of Appeals	1	0	0	0	1	0	0	0	2	4
234	Fourteenth Court of Appeals	0	3	1	0	0	0	0	0	1	5
242	State Commission on Judicial Conduct	1	0	0	0	0	0	1	0	0	2
243	State Law Library*										0
300	Fiscal Office of the Governor*										0
301	Office of the Governor	3	0	0	0	1	1	0	0	9	14
302	Office of the Attorney General	81	46	78	37	61	34	1	0	227	565
303	General Services Commission	19	10	25	17	88	15	6	0	898	1,078
304	Comptroller of Public Accounts	10	8	13	4	23	15	0	0	127	200

Legend: AS=Asian Pacific; BL= Black; HI=Hispanic; AI= American Indian; WO=Woman; M=Male; F=Female



**FISCAL YEAR '00 ANNUAL HUB REPORT  
TOTAL NUMBER OF CONTRACTS AWARDED TO HUBS**

AGENCY NO.	AGENCY NAME	AS		BL		HI		AI		WO	Total
		M	F	M	F	M	F	M	F	F	
305	Texas General Land Office	17	19	32	3	23	11	7	0	166	278
306	Texas State Library & Archives Commission	1	0	18	4	14	0	0	1	69	107
307	Secretary of State	17	4	16	11	25	9	6	0	92	180
308	State Auditor*										0
311	Fiscal Reporting*										0
312	State Securities Board	0	21	1	0	43	0	0	0	31	96
313	Department of Information Resources	2	21	2	0	5	0	0	1	145	176
315	Texas Tomorrow Fund	0	0	2	0	0	3	0	0	2	7
318	Texas Commission for the Blind	2	0	1	0	0	0	0	0	6	9
320	Texas Workforce Commission	17	36	262	14	132	409	7	3	1,749	2,629
323	Teacher Retirement System of Texas	26	16	27	23	50	4	0	1	196	343
324	Texas Department of Human Services	189	279	277	297	266	220	4	19	1,630	3,181
325	Fire Fighters' Pension Commission	0	0	0	1	0	0	0	0	0	1
327	Employees Retirement System of Texas	8	3	12	1	14	4	1	1	60	104
329	Texas Real Estate Commission	1	4	0	0	24	0	2	0	101	132
330	Texas Rehabilitation Commission	297	746	1,853	1,144	424	509	12	7	2,689	7,681
332	Texas Department of Housing & Community Affairs	27	3	85	1	38	19	5	0	248	426
333	Office of State Federal Relations*										0
335	Texas Commission for the Deaf and Hard of Hearing	0	0	0	0	0	0	0	0	0	0
337	Board of Tax Professional Examiners*										0
338	State Pension Review Board*										0
340	Texas Department on Aging	0	0	40	0	1	3	0	0	39	83
342	State of Texas Aircraft Pooling Board	0	0	18	0	15	0	0	0	93	126
344	Texas Commission on Human Rights	5	0	14	1	1	4	0	0	12	37
347	Texas Public Finance Authority	0	0	2	0	3	0	0	0	11	16
352	Texas Bond Review Board	0	0	0	0	0	0	0	0	9	9
353	Texas Incentive & Productivity Commission	0	0	2	1	0	0	0	0	2	5
354	Texas Aerospace Commission	0	0	1	0	0	0	0	0	1	2
355	Children's Trust Fund of Texas*										0
356	Texas Ethics Commission	1	0	3	0	4	0	0	0	21	29
359	Office of Public Insurance Counsel	0	1	4	5	4	6	0	0	33	53
360	State Office of Administrative Hearings	14	10	22	5	8	6	0	0	105	170

Legend: AS=Asian Pacific; BL= Black; HI=Hispanic; AI= American Indian; WO=Woman; M=Male; F=Female

**FISCAL YEAR '00 ANNUAL HUB REPORT  
TOTAL NUMBER OF CONTRACTS AWARDED TO HUBS**

AGENCY NO.	AGENCY NAME	AS		BL		HI		AI		WO	Total
		M	F	M	F	M	F	M	F	F	
362	Texas Lottery Commission	10	42	159	52	69	27	2	0	166	527
364	Health Professional Council	0	0	0	0	0	0	0	0	0	0
367	Telecomm Infrastructure Fund	0	0	0	0	0	0	0	0	0	0
401	Adjutant General's Department	5	1	1	0	5	2	0	0	27	41
403	Texas Veterans Commission	0	4	1	4	8	0	0	4	32	53
405	Texas Department of Public Safety	49	48	398	23	360	20	6	3	1,251	2,158
406	Texas Military Facilities Commission	2	1	4	0	14	4	0	0	98	123
407	Texas Commission on Law Enforcement	0	0	0	0	0	0	0	0	3	3
409	Texas Commission on Jail Standards	0	0	0	0	0	0	0	0	5	5
410	Criminal Justice Policy Council	0	0	13	0	7	0	0	0	4	24
411	Texas Commission on Fire Protection	0	1	1	6	1	1	0	0	38	48
449	State Finance Commission	0	0	0	0	0	0	0	0	0	0
450	Texas Savings & Loan Department	1	0	0	0	1	0	0	0	3	5
451	Texas Department of Banking	0	0	12	0	3	0	0	0	25	40
452	Texas Department of Licensing and Regulation	0	1	60	7	2	0	0	0	35	105
453	Texas Workers' Compensation Commission	42	16	11	1	98	7	2	0	315	492
454	Texas Department of Insurance	43	2	57	10	17	29	1	0	171	330
455	Railroad Commission of Texas	0	2	127	0	22	0	0	0	94	245
456	Board of Plumbing Examiners	1	0	0	1	1	0	0	0	21	24
457	Texas State Board of Public Accountancy	3	0	0	0	2	0	0	0	26	31
458	Texas Alcoholic Beverage Commission	24	0	40	26	39	9	0	0	150	288
459	Texas Board of Architectural Examiners	0	2	0	0	0	0	0	0	5	7
460	Texas Board of Professional Engineers*										0
464	Texas Board of Professional Land Surveying	0	0	0	0	0	0	0	0	0	0
465	Texas Department of Commerce (See #480)	0	0	0	0	0	0	0	0	0	0
466	Office of Consumer Credit Commissioner	0	1	11	0	6	0	0	0	22	40
467	Texas Commission on Private Security	0	0	2	0	1	1	0	0	17	21
469	Credit Union Department	0	0	1	0	1	0	0	0	5	7
472	Structural Pest Control Board	0	0	0	0	0	1	0	0	25	26
473	Public Utility Commission of Texas	2	1	11	0	2	0	1	0	45	62
474	Texas Polygraph Examiners Board	0	0	0	0	0	0	0	0	1	1
475	Office of Public Utility Counsel	0	0	1	0	1	0	0	0	6	8

Legend: AS=Asian Pacific; BL= Black; HI=Hispanic; AI= American Indian; WO=Woman; M=Male; F=Female

**FISCAL YEAR '00 ANNUAL HUB REPORT  
TOTAL NUMBER OF CONTRACTS AWARDED TO HUBS**

AGENCY NO.	AGENCY NAME	AS		BL		HI		AI		WO	Total
		M	F	M	F	M	F	M	F	F	
476	Texas Racing Commission	1	0	22	3	7	3	0	0	38	74
477	Commission on State Emergency Communications	0	2	0	0	0	0	0	0	2	4
478	Research & Oversight Council on Workers' Compensation	0	0	0	0	1	0	0	0	0	1
479	State Office of Risk Management	5	2	11	1	2	5	0	0	33	59
480	Texas Department of Economic Development	20	13	62	11	17	3	0	0	45	171
501	Texas Department of Health	7	4	15	3	13	10	0	0	59	111
502	Texas State Board of Barber Examiners	0	0	0	0	2	0	0	0	6	8
503	Texas State Board of Medical Examiners	1	0	4	0	9	0	0	0	34	48
504	Board of Dental Examiners	3	0	7	0	1	0	0	0	9	20
505	Texas Cosmetology Commission	1	0	0	0	1	2	0	0	57	61
506	UT M.D. Anderson Cancer Center	10	7	5	3	71	5	0	0	78	179
507	Board of Nurse Examiners	0	0	1	0	8	0	0	0	7	16
508	Board of Chiropractic Examiners	0	0	0	0	0	0	0	0	0	0
511	Board of Vocational Nurse Examiners	0	0	0	0	0	0	0	0	0	0
512	Texas State Board of Podiatric Medical Examiners*										0
513	Texas Funeral Commission	0	0	0	0	0	0	0	0	0	0
514	Optometry Board*										0
515	Texas Board of Pharmacy	0	0	7	0	35	0	0	0	60	102
517	Texas Commission on Alcohol & Drug Abuse	10	0	6	0	6	0	0	0	16	38
520	Board of Examiners of Psychologists	0	0	0	0	0	0	0	0	17	17
526	Texas Low-Level Rad Waste Disposal Authority* (Agency Abolished 08/31/99)										0
527	Texas Cancer Council	1	0	0	0	1	0	0	0	5	7
529	Health & Human Services Commission	5	30	13	0	5	24	0	0	172	249
530	Texas Department of Protective & Regulatory Services	177	61	208	51	94	179	12	26	1,711	2,519
532	Early Childhood Intervention	0	0	1	0	4	0	0	0	2	7
533	Executive Council of Physical & Occupational Therapy*										0
551	Texas Department of Agriculture	7	3	3	0	31	1	0	0	36	81
554	Texas Animal Health Commission	7	6	0	0	8	6	0	0	38	65

Legend: AS=Asian Pacific; BL= Black; HI=Hispanic; AI= American Indian; WO=Woman; M=Male; F=Female

**FISCAL YEAR '00 ANNUAL HUB REPORT  
TOTAL NUMBER OF CONTRACTS AWARDED TO HUBS**

AGENCY NO.	AGENCY NAME	AS		BL		HI		AI		WO	Total
		M	F	M	F	M	F	M	F	F	
555	Texas Agricultural Extension Service	175	30	20	6	72	20	0	0	687	1,010
556	Texas Agricultural Experiment Station	37	9	7	3	191	17	0	0	1,072	1,336
557	Texas Veterinary Medical Diagnostic Laboratory	1	1	0	1	2	0	0	0	13	18
576	Texas Forest Service	0	2	28	0	1	2	0	0	11	44
577	Texas Wildlife Damage Management Service	0	0	3	2	6	0	0	0	9	20
578	Texas Board of Veterinary Medical Examiners	2	0	1	0	0	0	0	0	8	11
579	Rio Grande Compact Commission *										
580	Texas Water Development Board	0	129	104	1	10	12	3	0	265	524
582	Texas Natural Resource Conservation Commission	17	29	186	16	78	74	6	0	603	1,009
583	Sabine River Compact Administration	0	0	0	0	0	0	0	0	0	0
592	State Soil & Water Conservation Board	0	2	0	1	3	0	0	0	15	21
596	Red River Compact Commission	0	0	0	0	0	0	0	0	0	0
598	Canadian River Compact Commission	0	0	0	0	0	0	0	0	0	0
599	Pecos River Compact Commission	0	0	0	0	0	0	0	0	0	0
601	Texas Department of Transportation	290	54	826	100	1,424	290	343	4	6,015	9,346
655	Texas Department of Mental Health & Mental Retardation	36	47	136	58	291	120	2	5	1,283	1,978
658	Beaumont State Center (See #655)	0	0	0	0	0	0	0	0	0	0
665	Texas Juvenile Probation Commission*										0
677	Austin State Hospital (See #655-J)	0	0	0	0	0	0	0	0	0	0
694	Texas Youth Commission	147	121	225	145	184	48	53	0	2,023	2,946
696	Texas Department of Criminal Justice	182	205	284	246	361	54	20	32	5,545	6,929
697	TDCJ Paroles Division (See #696-2)	0	0	0	0	0	0	0	0	0	0
699	Laredo State Center (See - 655)	0	0	0	0	0	0	0	0	0	0
701	Texas Education Agency	21	3	32	0	10	1	3	0	244	314
703	State Board of Educator (See #705)	0	0	0	0	0	0	0	0	0	0
705	State Board for Educator Certification	0	0	1	0	2	1	0	0	16	20
709	The Texas A&M University System Health Science Center	0	0	0	3	1	0	0	0	27	31
710	Texas A&M University System	5	0	1	0	9	2	0	0	7	24
711	Texas A&M University	7	8	3	2	19	6	0	0	68	113
712	Texas Engineering Experiment Station	0	1	0	0	4	6	0	0	20	31

Legend: AS=Asian Pacific; BL= Black; HI=Hispanic; AI= American Indian; WO=Woman; M=Male; F=Female

**FISCAL YEAR '00 ANNUAL HUB REPORT  
TOTAL NUMBER OF CONTRACTS AWARDED TO HUBS**

AGENCY NO.	AGENCY NAME	AS		BL		HI		AI		WO	Total
		M	F	M	F	M	F	M	F	F	
713	Tarleton State University	71	10	141	4	62	2	4	4	279	577
714	University of Texas at Arlington	11	25	82	6	56	43	55	0	193	471
715	Prairie View A&M	2	0	43	0	0	0	0	0	36	81
716	Texas Engineering Extension Service	0	1	2	0	0	0	0	0	10	13
717	Texas Southern University	4	0	57	41	13	2	0	0	16	133
718	Texas A&M University-Galveston	0	0	1	0	0	0	0	0	3	4
719	Texas State Technical College	19	24	112	11	27	2	3	0	109	307
720	University of Texas System	13	3	7	0	63	15	1	0	225	327
721	University of Texas at Austin	355	265	2,130	25	1,495	1,599	60	35	8,305	14,269
723	University of Texas Medical Branch-Galveston	602	758	626	107	1,437	131	21	181	3,945	7,808
724	University of Texas at El Paso	14	0	52	8	336	179	1	0	628	1,218
727	Texas Transportation Institute	0	0	0	0	0	1	0	0	0	1
729	University of Texas Southwest Medical Center/Dallas	1,000	923	5,939	2,500	450	5,097	22	0	13,694	29,625
730	University of Houston & 783 University of Houston System Administration	403	131	425	38	150	68	5	0	1,824	3,044
731	Texas Woman's University	47	2	20	1	99	0	0	0	367	536
732	Texas A&M University - Kingsville	157	28	7	0	271	26	1	0	362	852
733	Texas Tech University	3	35	1	2	19	3	0	0	146	209
734	Lamar University - Beaumont	4	15	2	0	17	2	0	0	94	134
735	Midwestern State University	0	0	0	0	0	0	0	0	0	0
736	University of Texas-Pan American	36	17	22	1	38	7	0	0	57	178
737	Angelo State University	7	40	2	10	48	44	3	1	483	638
738	University of Texas at Dallas	2	0	17	5	10	1	0	0	64	99
739	Texas Tech University Health Sciences Center	54	2	51	0	102	20	0	0	3,074	3,303
742	University of Texas of the Permian Basin	1	1	2	0	4	3	0	0	271	282
743	University of Texas - San Antonio	2	0	25	11	112	74	0	0	92	316
744	University of Texas Health Science Center-Houston	624	2	1,260	0	952	0	17	0	1,297	4,152
745	University of Texas Health Science Center - San Antonio	78	12	978	45	1,717	1,106	3	5	4,583	8,527
747	University of Texas at Brownsville	2	36	9	0	27	1	0	0	55	130
748	Baylor College of Dentistry (See #709)										0
750	University of Texas at Tyler	2	2	9	1	12	2	0	0	498	526

Legend: AS=Asian Pacific; BL= Black; HI=Hispanic; AI= American Indian; WO=Woman; M=Male; F=Female

**FISCAL YEAR '00 ANNUAL HUB REPORT  
TOTAL NUMBER OF CONTRACTS AWARDED TO HUBS**

AGENCY NO.	AGENCY NAME	AS		BL		HI		AI		WO	Total
		M	F	M	F	M	F	M	F	F	
751	Texas A&M University-Commerce	42	5	34	5	104	13	2	0	259	464
752	University of North Texas	45	69	77	10	105	90	30	3	763	1,192
753	Sam Houston State University	3	8	0	2	6	3	0	0	54	76
754	Southwest Texas State University	49	47	21	1	123	40	10	0	319	610
755	Stephen F. Austin State University	16	206	103	13	65	39	0	0	505	947
756	Sul Ross University	12	0	3	0	10	102	0	0	233	360
757	West Texas A&M University	0	0	0	0	0	0	0	0	8	8
758	Texas State University System Board of Regents	0	0	0	0	0	0	0	0	2	2
759	University of Houston-Clear Lake	26	113	105	11	107	39	7	0	698	1,106
760	Texas A & M University - Corpus Christi	76	2	2	1	3	0	0	0	8	92
761	Texas A&M International University	5	3	6	0	30	7	1	0	86	138
763	University of North Texas Health Science Center - Ft. Worth	2	25	416	91	801	212	42	0	1,690	3,279
764	Texas A&M University-Texarkana	11	5	4	2	8	1	0	0	121	152
765	University of Houston - Victoria	6	8	0	0	103	3	0	0	103	223
767	SW Collegiate Institute for the Deaf*										0
771	Texas School for the Blind	1	18	0	0	4	10	0	0	47	80
772	Texas School for the Deaf	7	0	42	0	2	1	5	0	124	181
781	Texas Higher Education Coordinating Board	11	30	4	1	6	0	0	0	80	132
783	University of Houston-System (See #730)	0	0	0	0	0	0	0	0	0	0
784	University of Houston - Downtown	0	0	0	0	0	0	0	0	249	249
785	University of Texas Health Center - Tyler	12	1	4	0	1	1	0	0	73	92
787	Lamar University-Orange	0	0	0	0	0	0	0	0	0	0
788	Lamar State College - Port Arthur	5	0	2	0	0	0	0	0	22	29
789	Lamar Institute of Technology	0	2	1	2	1	0	0	0	8	14
802	Parks and Wildlife Department	83	78	342	25	209	84	21	9	1,676	2,527
808	Texas Historical Commission*										0
809	State Preservation Board	1	0	6	0	26	2	0	0	150	185
813	Texas Commission on the Arts	1	0	0	0	1	0	0	0	19	21
819	Texas Emancipation Juneteenth-Commission*										0
902	Comptroller/Fiscal*										0
904	Texas Food and Fiber Commission	0	1	0	0	2	0	0	0	0	3
907*	State Energy Conservation Office	0	0	0	0	0	0	0	0	1	1

Legend: AS=Asian Pacific; BL= Black; HI=Hispanic; AI= American Indian; WO=Woman; M=Male; F=Female

**FISCAL YEAR '00 ANNUAL HUB REPORT  
TOTAL NUMBER OF CONTRACTS AWARDED TO HUBS**

AGENCY NO.	AGENCY NAME	AS		BL		HI		AI		WO	Total
		M	F	M	F	M	F	M	F	F	
<u>193</u> Agencies Out of <u>218</u> Reported	<b>TOTAL</b>	6,026	5,078	19,165	5,336	14,165	11,343	820	346	79,866	142,145

**Reporting criteria for all state agencies and institution of higher education:**

Pursuant to Senate Bill 178, codified in the Texas Government Code 2161.122, §(c) State agencies and institutions of higher education shall report to the General Services Commission both treasury and non treasury funds relating to;


- (1) Total number of purchases and payments made to HUBs,
- (2) Number of businesses participating in state bonds
- (3) Number of contracts awarded to businesses regarding agencies' acquisition, construction, or equipping of a facility or implementation of a program, and
- (4) Number of bids, proposals, etc. made by HUBs regarding agencies' acquisition, construction, or equipping of a facility or implementation of a program.

See the HUB Reporting Procedures for instructions and the required reporting format.

**SECTION IX – GRADUATION OF HISTORICALLY UNDERUTILIZED BUSINESSES**

- (A) GRADUATED HUB VENDORS FROM 10/04/95 TO 09/19/2000**
- (B) REVENUE REPORT FOR GRADUATED VENDORS BY AGENCY**





## **GRADUATION OF HISTORICALLY UNDERUTILIZED BUSINESSES REPORTS**

In accordance with the Texas Government Code, Sections 2161.0015 and 2161.121(a), the Commission may establish size standards that a business may not exceed if it is to be considered a historically underutilized business (HUB). The Graduation of HUBs will be tracked and included in the HUB Report by the applicant's Vendor Identification Number (VID) and by Social Security Number to the extent allowed by federal law.

Pursuant to the GSC adopted HUB Rule 1, T.A.C. §111.23, a HUB shall be graduated from being used to fulfill HUB procurement utilization goals when it has maintained gross receipts or total employment levels four consecutive years for the following categories:

- (01) Heavy construction other than building construction - \$17,000,000\*;
- (02) Building construction, including general contractors and operative builders - \$17,000,000\*;
- (03) Special trade construction - \$7,000,000\*;
- (04) Financial and accounting services - \$6,000,000;
- (05) Architectural/engineering and surveying services - \$4,000,000 (7/99);
- (06) Other services including legal services - \$5,000,000;
- (07) Commodities wholesale - 100 full-time equivalent employees;
- (08) Commodities manufacturers - 500 full-time equivalent employees; and
- (09) Medical services - \$ 5,000,000.

The Graduated HUB Vendors Report summarizes the HUBs that have graduated, by procurement category, from October 4,1995 through August 31,2000. This report also identifies the business's name, address, ethnicity/gender, VID number, category code, graduation reasons (exceeded thresholds by gross receipts or total employment levels) and evaluation basis (certification/re-certification).

The Revenue Report for Graduated Vendors summarizes the HUBs that have graduated during the current fiscal year, which have been paid by a state agency. This report also identifies the agency's number, business's name, address, ethnicity/gender, VID number, category code, graduation reasons, and the total amount of revenue received from the State during the current HUB Reporting Period. The Commission will monitor and track the graduation of HUBs for two consecutive years to determine the utilization by state agencies.

**Note:** Effective October 1, 2000 the SBA shifted to a new classification system known as the North American Industry Classification System (NAICS). Size standards for categories 1,2, and 3 are currently under review.



**SECTION IX – GRADUATION OF HISTORICALLY UNDERUTILIZED BUSINESSES**

**(A) GRADUATED HUB VENDORS FROM 10/04/95 TO 09/19/2000**



GENERAL SERVICES COMMISSION  
GRADUATED HUB VENDORS FROM 4-OCT-1995 TO 19-SEP-2000  
SUMMARY LISTING BY CATEGORY, ETHNICITY AND GENDER

HUB GRADUATION REPORT SUMMARY

NO. GRADUATED IN HEAVY CONSTRUCTION(01):	1
NO. GRADUATED IN BUILDING CONSTRUCTION(02):	4
NO. GRADUATED IN SPECIAL TRADE CONSTRUCTION(03):	8
NO. GRADUATED IN FINANTIAL AND ACCOUNTING SERV.(04):	11
NO. GRADUATED IN ARCHITEC.ENG./SURVEYING SERV.(05):	19
NO. GRADUATED IN OTHER SERVICES INCLUD. LEGAL SERV.(06):	80
NO. GRADUATED IN COMMODITIES WHOLESALE(07):	17
NO. GRADUATED IN COMMODITIES MANUFACTURERS(08):	1
NO. GRADUATED IN MEDICAL(09):	0
TOTAL GRADUATED CATEGORY (01-09):	<u>141</u>
NO. OF GRADUATED ASIAN MALES:	14
NO. OF GRADUATED ASIAN FEMALES:	3
TOTAL OF GRADUATED ASIAN HUBS:	<u>17</u>
NO. OF GRADUATED BLACK MALES:	19
NO. OF GRADUATED BLACK FEMALES:	6
TOTAL OF GRADUATED BLACK HUBS:	<u>25</u>
NO. OF GRADUATED HISPANIC MALES:	35
NO. OF GRADUATED HISPANIC FEMALES:	3
TOTAL OF GRADUATED HISPANIC HUBS:	<u>38</u>
NO. OF GRADUATED NATIVE AMERICAN MALES:	5
NO. OF GRADUATED NATIVE AMERICAN FEMALES:	0
TOTAL OF GRADUATED NATIVE AMERICAN HUBS:	<u>5</u>
NO. OF GRADUATED WOMEN OWNED HUBS:	56
NO. OF HUBS GRADUATED THIS FISCAL YEAR:	0
TOTAL NO. OF GRADUATED HUBS:	<u>141</u>

GENERAL SERVICES COMMISSION  
GRADUATED HUB VENDORS FROM 4-OCT-1995 TO 19-SEP-2000  
SORTED BY NAME

VENDOR NAME	ADDRESS PHONE	ETHNICITY/ GENDER	VID NUMBER	CATEGORY CODE	GRADUATION REASON	EVALUATION BASIS*	GRADUATION DATE
AEGIR SYSTEMS INC	2051 NORTH SOLAR DRIVE #200 OXNARD, CA 93030 805-485-4888	BL/F	1953617135800	05	EXCEEDED SALES THRESHOLD	C	4-OCT-1995
AGUIRRECORPORATION	FL 15 12700 PARK CENTRAL DR DALLAS, TX 75251 972-788-1508	HI/M	1752474596900	05	EXCEEDED SALES THRESHOLD	C	4-OCT-1995
ALTON & ALTON TRAVEL INC.	1020 HOLCOMBE BLVD, STE 1306 HOUSTON, TX 77030 713-799-1001	BL/F	1741919362200	06	EXCEEDED SALES THRESHOLD	R	1-OCT-1998
AMERICAN HOUSEKEEPING INC	625 YUMA COURT DALLAS, TX 75208 214-741-3714	WO/F	1752423178800	06	EXCEEDED SALES THRESHOLD	R	9-OCT-1999
ANALYTICAL COMPUTER SERVICES	STE 320 11500 NORTHWEST FREEWAY HOUSTON, TX 77092 713-681-0039	HI/M	2584120869400	06	EXCEEDED SALES THRESHOLD	R	6-JAN-2000
ANCIRA ENTERPRISES INC	P.O. BOX 29719 SAN ANTONIO, TX 78229 210-681-4900	HI/M	1742299389300	07	EXCEEDED EMPLOYEE THRESHOLD	R	1-MAY-1996
ANNASHAE CORPORATION	673-C ALPHA DR CLEVELAND, OH 44143-2140 216-449-2662	BL/M	1341330981900	04	EXCEEDED SALES THRESHOLD	R	12-AUG-1996
ARGUINDEGUI OIL COMPANY	P.O. BOX 1367 LAREDO, TX 78042 210-722-5251	HI/M	1741668080300	07	EXCEEDED EMPLOYEE THRESHOLD	R	1-JUL-1996
ARTA TRAVEL	SUITE #121 101 E PARK BLVD PLANO, TX 75074 972-422-4000	WO/F	1751697000500	06	EXCEEDED SALES THRESHOLD	R	1-JUL-1996
AUSTIN TEMPORARY SERVICES INC	3307 NORTHLAND STE 450 AUSTIN, TX 78731 512-451-1678	WO/F	1742486226001	06	EXCEEDED SALES THRESHOLD	R	3-NOV-1997

\* C = GRADUATION UPON APPLICATION FOR CERTIFICATION

\* R = GRADUATION UPON APPLICATION FOR RECERTIFICATION

GENERAL SERVICES COMMISSION  
 GRADUATED HUB VENDORS FROM 4-OCT-1995 TO 19-SEP-2000  
 SORTED BY NAME

VENDOR NAME	ADDRESS PHONE	ETHNICITY/ GENDER	VID NUMBER	CATEGORY CODE	GRADUATION REASON	EVALUATION BASIS*	GRADUATION DATE
BARRIOS TECHNOLOGY INC	STE 300 2525 BAY AREA BLVD HOUSTON, TX 77058-1556 281-280-1900	WO/F	1760404611400	06	EXCEEDED SALES THRESHOLD	R	3-JUL-1999
BEAL & COMPANY, M R	565 FIFTH AVENUE NEW YORK, NY 10017 212-983-3930	BL/M	1133452090200	06	EXCEEDED SALES THRESHOLD	R	1-JAN-1996
BERGAILA & ASSOCIATES INC	STE 600 11200 WESTHEIMER HOUSTON, TX 77042 713-780-4227	WO/F	1760215121300	05	EXCEEDED SALES THRESHOLD	R	1-SEP-1996
BUCK ROGERS TRAVEL SERVICE INC	1760 AIRWAY BLVD EL PASO, TX 79925 915-772-3200	HI/M	1741978666400	06	EXCEEDED SALES THRESHOLD	C	12-JUL-1996
BUILDERS GYPSUM SUPPLY CO INC	3220 ROCK ISLAND ROAD IRVING, TX 75060 972-313-0054	HI/M	1742037743801	02	EXCEEDED SALES THRESHOLD	R	13-FEB-1999
BUILDERS GYPSUM SUPPLY COMPANY INC	9525 MIDDLE X SAN ANTONIO, TX 78217 210-822-7844	HI/M	1742037743804	02	EXCEEDED SALES THRESHOLD	R	13-FEB-1999
BUILDERS GYPSUM SUPPLY COMPANY INC	115 E BAGDAD AVE ROUND ROCK, TX 78864 512-310-1240	HI/M	1742037743803	02	EXCEEDED SALES THRESHOLD	R	13-FEB-1999
BUILDERS GYPSUM SUPPLY COMPANY INC	2015 PASKET LANE HOUSTON, TX 77092 713-681-2201	HI/M	1742037743802	02	EXCEEDED SALES THRESHOLD	R	13-FEB-1999
BURNETT COMPANIES CONSOLIDATED INC	9800 RICHMOND #800 HOUSTON, TX 77042 713-977-4777	WO/F	1760080608700	06	EXCEEDED SALES THRESHOLD	R	3-NOV-1997
BURNUP & SIMS OF TEXAS INC	P.O. BOX 340 AUSTIN, TX 78767 512-476-6777	HI/M	1741316350600	03	EXCEEDED SALES THRESHOLD	C	4-OCT-1995
BUSINESS INTERIORS	P O BOX 152121 IRVING, TX 75015 817-858-2000	WO/F	1752253859800	07	EXCEEDED EMPLOYEE THRESHOLD	R	21-MAR-1996

\* C = GRADUATION UPON APPLICATION FOR CERTIFICATION

\* R = GRADUATION UPON APPLICATION FOR RECERTIFICATION



GENERAL SERVICES COMMISSION  
GRADUATED HUB VENDORS FROM 4-OCT-1995 TO 19-SEP-2000  
SORTED BY NAME

VENDOR NAME	ADDRESS PHONE	ETHNICITY/ GENDER	VID NUMBER	CATEGORY CODE	GRADUATION REASON	EVALUATION BASIS*	GRADUATION DATE
BWC PHOTOLAB	PO BOX 190818 DALLAS, TX 75219 214-522-5618	WO/F	1751566755200	06	EXCEEDED SALES THRESHOLD	R	1-AUG-1996
CAPROCK HOME HEALTH SERVICES, INC.	3411 KNOXVILLE LUBBOCK, TX 79413 806-791-0077	HI/M	1751916936500	04	EXCEEDED SALES THRESHOLD	R	4-JUN-1997
CASSO GUERRA & CO INC	P O BOX 527 LAREDO, TX 78042-0527 210-723-4371	HI/M	1741609559800	07	EXCEEDED EMPLOYEE THRESHOLD	C	3-NOV-1997
CASTILLO COMPANY INC	STE 900 40 N CENTRAL AVE PHOENIX, AZ 85004-4427 602-231-9000	HI/M	1860364098000	06	EXCEEDED SALES THRESHOLD	C	4-OCT-1995
CBM ENGINEERS INC	SUITE 830 1700 WEST LOOP SOUTH HOUSTON, TX 77027-3092 713-629-1982	AS/M	1741823005200	05	EXCEEDED SALES THRESHOLD	R	1-NOV-1996
COLDWELL BANKER D'ANN HARPER REALTORS	22815 CITRON CIRCLE SAN ANTONIO, TX 78258 210-614-2090	WO/F	1742645843000	06	EXCEEDED SALES THRESHOLD	C	31-AUG-1999
COMPLETE BUSINESS SOLUTIONS INC	STE 250 32605 WEST TWELVE MILE FARMINGTON HILLS, MI 48334-3339 248-488-2088	AS/M	1382606945500	06	EXCEEDED SALES THRESHOLD	R	16-JUN-1996
COMPREHENSIVE COMPUTER	CONSULTING INC 2350 LAKESIDE BLVD STE 120 RICHARDSON, TX 75082 214-234-2067	WO/F	1581347102400	06	EXCEEDED SALES THRESHOLD	R	9-MAY-1996
COMPUTIZE INC	STE 140 1008 WIRT RD HOUSTON, TX 77055 512-451-5252	AS/F	1760251394101	07	EXCEEDED EMPLOYEE THRESHOLD	R	20-MAY-1996
COMPUTIZE INC	A-110 911 W ANDERSON LN AUSTIN, TX 78757 512-451-5252	AS/F	1760251394100	07	EXCEEDED EMPLOYEE THRESHOLD	R	9-MAR-1996

\* C = GRADUATION UPON APPLICATION FOR CERTIFICATION  
\* R = GRADUATION UPON APPLICATION FOR RECERTIFICATION

GENERAL SERVICES COMMISSION  
GRADUATED HUB VENDORS FROM 4-OCT-1995 TO 19-SEP-2000  
SORTED BY NAME

VENDOR NAME	ADDRESS PHONE	ETHNICITY/ GENDER	VID NUMBER	CATEGORY CODE	GRADUATION REASON	EVALUATION BASIS*	GRADUATION DATE
CONTRACTA	SUITE 199 2777 STEMMONS FRWY DALLAS, TX 75207 214-631-1330	WO/F	1751778102101	06	EXCEEDED SALES THRESHOLD	R	4-OCT-1995
CORRECTIONAL HEALTHCARE SOLUTIONS INC	200 HIGHPOINT DR STE 215 CHALFONT, PA 18914 800-487-8995	BL/M	1232611351600	04	EXCEEDED SALES THRESHOLD	R	18-JAN-1996
COUNTER TECHNOLOGY	4818 E BEN WHITE BLVD STE 205 AUSTIN, TX 78741-7233 512-441-8982	HI/F	1521498419500	06	EXCEEDED SALES THRESHOLD	R	6-JUN-1998
CST ENVIRONMENTAL INC	14010 INTERDRIVE WEST HOUSTON, TX 77032 281-449-5911	AS/M	1330315242800	03	EXCEEDED SALES THRESHOLD	R	1-SEP-1996
DAIGGER & CO INC, A	620 LAKEVIEW PARKWAY VERNON HILLS, IL 60061-8135 847-816-5060	WO/F	1360972955600	07	EXCEEDED EMPLOYEE THRESHOLD	R	2-MAR-1996
DECISION CONSULTANTS INC	7800 SHOAL CREEK BLVD #124-S AUSTIN, TX 78757-1024 512-458-6650	WO/F	1382109618000	06	EXCEEDED SALES THRESHOLD	R	17-AUG-1996
DELTA FOOD SERVICE	MARCUS HART P O BOX 18864 SAN ANTONIO, TX 78218-8864 210-657-7104	BL/M	1742286341900	06	EXCEEDED SALES THRESHOLD	R	1-SEP-1996
DIGITAL CONSULTING & SOFTWARE SERVICES	STE 500 ONE SUGAR CREEK CTR BLVD SUGAR LAND, TX 77478 713-242-9181	WO/F	1760297214700	06	EXCEEDED SALES THRESHOLD	R	1-JUN-1996
DKD ELECTRIC COMPANY INC	4500 BOGAN NORTH EAST ALBUQUERQUE, NM 87109 505-881-6100	AI/M	1850245113300	03	EXCEEDED SALES THRESHOLD	R	23-FEB-1997
DKD ELECTRIC COMPANY INC	1223 EAST CORPORATE DRIVE EAST ARLINGTON, TX 76015 817-652-1020	HI/M	1850245113301	03	EXCEEDED SALES THRESHOLD	R	31-AUG-1996

\* C = GRADUATION UPON APPLICATION FOR CERTIFICATION

\* R = GRADUATION UPON APPLICATION FOR RECERTIFICATION

GENERAL SERVICES COMMISSION  
GRADUATED HUB VENDORS FROM 4-OCT-1995 TO 19-SEP-2000  
SORTED BY NAME

VENDOR NAME	ADDRESS PHONE	ETHNICITY/ GENDER	VID NUMBER	CATEGORY CODE	GRADUATION REASON	EVALUATION BASIS*	GRADUATION DATE
ED 2 INTERNATIONAL	1660 PACIFIC AVENUE SAN FRANCISCO, CA 94109-2569 415-474-1400	AS/M	1932383047100	05	EXCEEDED SALES THRESHOLD	C	31-AUG-1997
EDUCATION LOGISTICS INC	3000 PALMER STREET MISSOULA, MT 59808 406-728-0893	AS/M	1810389667800	06	EXCEEDED SALES THRESHOLD	C	31-AUG-1998
ELIGIBILITY SERVICES INC	STE 210 LB20 4144 NORTH CENTRAL EXPRESSWAY DALLAS, TX 75204 214-826-4373	HI/M	1752312227700	04	EXCEEDED SALES THRESHOLD	R	4-NOV-1996
EMPLIFI INC	1004 MCKEE ROAD OAKDALE, PA 15071 972-377-7450	AS/M	1251529755900	06	EXCEEDED SALES THRESHOLD	C	3-NOV-1997
ENTERPRISE ADVISORY SERVICES INC	6671 SOUTHWEST FREEWAY STE 550 HOUSTON, TX 77074 713-270-7177	BL/M	1760083286300	04	EXCEEDED SALES THRESHOLD	R	1-APR-1996
EVINS PERSONNEL CONSULTANTS INC	2013 W ANDERSON LN AUSTIN, TX 78757 512-454-9561	WO/F	1741588485100	06	EXCEEDED SALES THRESHOLD	R	6-FEB-1996
FIRST HONOLULU SECURITIES INC	900 FORT STREET STE 950 HONOLULU, HI 96813 808-523-9422	AS/F	1990189153100	06	EXCEEDED SALES THRESHOLD	R	25-JAN-1996
FJT TECHNICAL RESOURCE STAFFING SERVICE	STE 104 4347 PHELAN BEAUMONT, TX 77705 409-899-9608	WO/F	1760268425400	06	EXCEEDED SALES THRESHOLD	C	31-AUG-1996
FRENCH ELLISON TRUCK CENTER (CORPUS)	P.O. BOX 4977 CORPUS CHRISTI, TX 78469-4977 512-289-2181	WO/F	1742310831901	07	EXCEEDED EMPLOYEE THRESHOLD	R	13-MAY-1996
FRENCH ELLISON TRUCK CENTER (LAREDO)	8210 SAN GABRIEL DR LAREDO, TX 78041-8708 210-727-7886	WO/F	1742310831900	07	EXCEEDED EMPLOYEE THRESHOLD	R	13-MAY-1996
FUNK & COMPANY	2000 MYRTLE AVENUE EL PASO, TX 79907 915-542-1502	WO/F	1741898809700	03	EXCEEDED SALES THRESHOLD	R	27-MAR-1999

\* C = GRADUATION UPON APPLICATION FOR CERTIFICATION

\* R = GRADUATION UPON APPLICATION FOR RECERTIFICATION

GENERAL SERVICES COMMISSION  
GRADUATED HUB VENDORS FROM 4-OCT-1995 TO 19-SEP-2000  
SORTED BY NAME

VENDOR NAME	ADDRESS PHONE	ETHNICITY/ GENDER	VID NUMBER	CATEGORY CODE	GRADUATION REASON	EVALUATION BASIS*	GRADUATION DATE
FUTRON CORPORATION	STE 900 W 7315 WISCONSIN AVE BETHESDA, MD 20814-3202 301-913-9372	BL/M	1521481904501	06	EXCEEDED SALES THRESHOLD	C	31-AUG-1998
FUTURE TRAVEL INC	16850 DIANA LANE HOUSTON, TX 77058 713-480-1988	WO/F	1760086629100	06	EXCEEDED SALES THRESHOLD	R	1-MAY-1996
GB TECH INC	STE 400 2200 SPACE PARK DRIVE HOUSTON, TX 77258 281-333-3703	BL/F	1760163628900	06	EXCEEDED SALES THRESHOLD	R	10-APR-1999
GEO-MARINE INC	550 E 15TH STREET PLANO, TX 75074 972-423-5480	HI/M	1751372239100	05	EXCEEDED SALES THRESHOLD	R	14-APR-1996
GEORGETTE KLINGER INC	924 WESTWOOD BLVD SUITE 615 LOS ANGELES, CA 90024 310-475-7506	WO/F	1131503856900	06	EXCEEDED SALES THRESHOLD	C	31-AUG-1996
GETRONICS	PO BOX 25376 TAMPA, FL 33634 813-884-2500	WO/F	1591949611500	06	EXCEEDED SALES THRESHOLD	R	30-MAR-1996
GINNYS COPYING SERVICE INC	1501 W ANDERSON LN #B AUSTIN, TX 78757-1459 512-454-6874	WO/F	1741765538201	06	EXCEEDED SALES THRESHOLD	R	10-JUL-1996
GLAZIER FOODS COMPANY	P O BOX 2724 HOUSTON, TX 77252 713-479-4794	WO/F	1741044938700	07	EXCEEDED EMPLOYEE THRESHOLD	R	25-AUG-1997
GOVERNMENT MICRO RESOURCES INC	7203 GATEWAY COURT MANASSAS, VA 20109-7313 703-330-1199	HI/M	1541404499800	07	EXCEEDED EMPLOYEE THRESHOLD	R	10-APR-1999
GOVIND & ASSOCIATES INC	P.O. BOX 9094 CORPUS CHRISTI, TX 78469 512-289-1385	AS/M	1742340789300	05	EXCEEDED SALES THRESHOLD	R	1-MAY-1996
GRAYSTONE INTERNATIONAL TRAVEL SERVICES INC	3010 LBJ FREEWAY STE 225 DALLAS, TX 75234 214-620-2035	WO/F	1752056509800	06	EXCEEDED SALES THRESHOLD	R	1-DEC-1996

C = GRADUATION UPON APPLICATION FOR CERTIFICATION  
R = GRADUATION UPON APPLICATION FOR RECERTIFICATION

GENERAL SERVICES COMMISSION  
GRADUATED HUB VENDORS FROM 4-OCT-1995 TO 19-SEP-2000  
SORTED BY NAME

VENDOR NAME	ADDRESS PHONE	ETHNICITY/ GENDER	VID NUMBER	CATEGORY CODE	GRADUATION REASON	EVALUATION BASIS*	GRADUATION DATE
HALFF ASSOCIATES INC	8616 NORTHWEST PLAZA DRIVE DALLAS, TX 75225 214-346-6200	HI/M	1751308699500	05	EXCEEDED SALES THRESHOLD	R	18-JUN-1996
HYDROGEOLOGIC INC	13740 RESEARCH BLVD UNIT N-5 AUSTIN, TX 78750 512-336-1170	AS/M	1541404852800	05	EXCEEDED SALES THRESHOLD	C	31-AUG-1998
IMPRIMIS GROUP INC	STE 150 5550 LBJ FREEWAY DALLAS, TX 75240 972-419-1700	WO/F	1751831894800	06	EXCEEDED SALES THRESHOLD	R	4-OCT-1995
INFORMATION SYSTEMS & NETWORKS CORP	6945 ALAMO DOWNS PKY SAN ANTONIO, TX 78228 210-523-2622	WO/F	1521191165400	06	EXCEEDED SALES THRESHOLD	R	4-OCT-1995
INSCO DISTRIBUTING INC	P.O. BOX 696040 SAN ANTONIO, TX 78269-6040 210-690-8400	HI/M	1742518806100	07	EXCEEDED EMPLOYEE THRESHOLD	C	24-APR-1997
INTERNATIONAL TEAM CONSULTANTS INC	4900 WOODWAY # 1150 HOUSTON, TX 77056 7136223482 0	HI/F	1760145857701	06	EXCEEDED SALES THRESHOLD	R	4-OCT-1995
INTRACARE HOSPITAL	7505 FANNIN SUITE 680 HOUSTON, TX 77054 713-790-1153	AS/M	1760102298500	04	EXCEEDED SALES THRESHOLD	C	4-OCT-1995
JOE BROWN CO INC	PO BOX 1669 ARDMORE, OK 73402-1669 580-223-4555	AI/M	1730738040600	01	EXCEEDED SALES THRESHOLD	R	18-JAN-1996
JOHNSON, BASSIN & SHAW INC	8630 FENTON STREET STE 1200 SILVER SPRING, MD 20910 301-495-1080	WO/F	1521405780200	06	EXCEEDED SALES THRESHOLD	C	4-OCT-1995
KELL MUNOZ WIGODSKY INC	NORTH TOWER STE 700 800 NORTHWEST LOOP 410 SAN ANTONIO, TX 78216 210-349-1163	HI/M	1741654573300	05	EXCEEDED SALES THRESHOLD	R	25-OCT-1997
KEMRON ENVIRONMENTAL SERVICES INC	2987 CLAIRMONT ROAD STE 1100 ATLANTA, GA 30329 404-636-0928	HI/M	1112393978400	06	EXCEEDED SALES THRESHOLD	R	1-JAN-1996

\* C = GRADUATION UPON APPLICATION FOR CERTIFICATION

\* R = GRADUATION UPON APPLICATION FOR RECERTIFICATION

GENERAL SERVICES COMMISSION  
GRADUATED HUB VENDORS FROM 4-OCT-1995 TO 19-SEP-2000  
SORTED BY NAME

VENDOR NAME	ADDRESS PHONE	ETHNICITY/ GENDER	VID NUMBER	CATEGORY CODE	GRADUATION REASON	EVALUATION BASIS*	GRADUATION DATE
KENNEDY ASSOCIATES/ARCHITECTS INC	SHEILA GRIFFIN 2610 FREWOOD DRIVE STE 4 DALLAS, TX 75220 214-350-9687	BL/M	1431361556000	05	EXCEEDED SALES THRESHOLD	R	14-FEB-1998
LOVE ADVERTISING INC	770 SOUTH POST OAK LANE STE 101 HOUSTON, TX 77056 713-552-1055	WO/F	1742060120900	06	EXCEEDED SALES THRESHOLD	C	4-OCT-1995
LUCKY LADY OIL CO	P O BOX 4590 FORT WORTH, TX 76164 817-740-7400	WO/F	1751520875300	07	EXCEEDED EMPLOYEE THRESHOLD	R	30-MAY-1996
MADEN TECH CONSULTING INC	IRA LOCKE 2110 WASHINGTON BLVD STE 200 ARLINGTON, VA 22204 703-769-4440	HI/M	1541323531600	06	EXCEEDED SALES THRESHOLD	R	25-APR-1996
MALEK INC	P O BOX 679 CORPUS CHRISTI, TX 78408 512-888-8281	WO/F	1741656289400	03	EXCEEDED SALES THRESHOLD	R	1-AUG-1996
MCCORMICK ADVERTISING COMPANY	P.O. BOX 1931 AMARILLO, TX 79189-1931 806-374-5333	WO/F	1750878357200	06	EXCEEDED SALES THRESHOLD	R	1-NOV-1996
MEDICAL TEAM INC, THE	1222 NORTH MAIN AVE #600 SAN ANTONIO, TX 78212 210-227-9000	WO/F	1541087014900	04	EXCEEDED SALES THRESHOLD	C	4-OCT-1995
MEMBERS BUILDING MAINTENANCE CORPORATION	SUITE 125 11363 DENTON DRIVE DALLAS, TX 75229 214-241-8131	AS/M	1751968347200	06	EXCEEDED SALES THRESHOLD	R	1-SEP-1996
METI	8600 BOBING DRIVE EL PASO, TX 79925-1226 915-772-4975	BL/F	1742027577200	06	EXCEEDED SALES THRESHOLD	R	30-DEC-1995
METRICA INC	STE 400 10010 SAN PEDRO SAN ANTONIO, TX 78216-3856 210-340-8211	BL/F	1742367789100	06	EXCEEDED SALES THRESHOLD	R	18-JAN-1996

\* C = GRADUATION UPON APPLICATION FOR CERTIFICATION  
\* R = GRADUATION UPON APPLICATION FOR RECERTIFICATION

GENERAL SERVICES COMMISSION  
 GRADUATED HUB VENDORS FROM 4-OCT-1995 TO 19-SEP-2000  
 SORTED BY NAME

VENDOR NAME	ADDRESS PHONE	ETHNICITY/ GENDER	VID NUMBER	CATEGORY CODE	GRADUATION REASON	EVALUATION BASIS*	GRADUATION DATE
METTERS INDUSTRIES INC	1919 COMMERCE DR STE 420 HAMPTON, VA 23666 817-545-3585	BL/M	1521242561300	06	EXCEEDED SALES THRESHOLD	R	18-JAN-1996
MRC RESOURCES GROUP INC	CAROLYN L ALEXANDER 14001 DALLAS PKWY STE 1200 DALLAS, TX 75240 972-934-6587	BL/F	1752062775700	06	EXCEEDED SALES THRESHOLD	R	31-AUG-1997
MURIEL SIEBERT & COMPANY INC	885 THIRD AVENUE STE 1720 NEW YORK, NY 10022 212-644-2400	WO/F	1132639174200	04	EXCEEDED SALES THRESHOLD	R	1-AUG-1996
NATIONAL PRESORT SERVICES INC	SUITE #A 5811 BERKMAN DR AUSTIN, TX 78723-2659 512-928-1580	HI/M	1752158124300	06	EXCEEDED SALES THRESHOLD	R	1-OCT-1996
NCM CAPITAL MANAGEMENT GROUP, INC.	103 WEST MAIN STREET DURHAM, NC 27701-3638 919-688-0620	BL/M	1561535917900	06	EXCEEDED SALES THRESHOLD	R	4-OCT-1995
NETTLESHIP GROUP INC, THE	2665 MAIN STREET STE 220 SANTA MONICA, CA 90405 310-392-8585	WO/F	1954243243000	06	EXCEEDED SALES THRESHOLD	R	1-FEB-1996
NOVAQUEST INFOSYSTEMS	14651 DALLAS PKWY STE 820 DALLAS, TX 75240 800-405-9273	AI/M	1954054057200	07	EXCEEDED EMPLOYEE THRESHOLD	R	1-DEC-1996
QAO CORPORATION	4414 CENTERVIEW #17513 SAN ANTONIO, TX 78228 210-736-5020	BL/M	1520943407300	06	EXCEEDED SALES THRESHOLD	C	4-OCT-1995
OPERATIONAL TECHNOLOGIES CORPORATION	SUITE 230 4100 NW LOOP 410 SAN ANTONIO, TX 78229-4253 210-731-0000	HI/M	1742406648200	06	EXCEEDED SALES THRESHOLD	R	3-NOV-1997
ORNELAS & ASSOCIATES	SUITE 1400 2515 MCKINNEY AVE DALLAS, TX 75201 214-999-9322	HI/M	1752243760100	06	EXCEEDED SALES THRESHOLD	R	9-APR-1999

\* C = GRADUATION UPON APPLICATION FOR CERTIFICATION  
 \* R = GRADUATION UPON APPLICATION FOR RECERTIFICATION

GENERAL SERVICES COMMISSION  
GRADUATED HUB VENDORS FROM 4-OCT-1995 TO 19-SEP-2000  
SORTED BY NAME

VENDOR NAME	ADDRESS PHONE	ETHNICITY/ GENDER	VID NUMBER	CATEGORY CODE	GRADUATION REASON	EVALUATION BASIS*	GRADUATION DATE
PACIFIC WESTERN TECHNOLOGIES LTD	STE 600 8610 N NEW BRAUNFELS SAN ANTONIO, TX 78217-6359 210-829-0015	AS/M	1841087476400	05	EXCEEDED SALES THRESHOLD	R	29-AUG-1998
PAYDEN & RYGEL	333 SOUTH GRAND AVENUE LOS ANGELES, CA 90071 213-625-1900	WO/F	1953921788500	04	EXCEEDED SALES THRESHOLD	C	17-JAN-1997
PROTHERM INC	P.O. BOX 127 HOUSTON, TX 77001-0127 713-681-9360	WO/F	1760306951300	03	EXCEEDED SALES THRESHOLD	R	2-JAN-1998
PRWT SERVICES INC	ONE PENN CTR SUBURBAN STATION PHILADELPHIA, PA 19103 215-569-8810	BL/M	1232528512500	06	EXCEEDED SALES THRESHOLD	C	4-OCT-1995
PRYOR, MCCLENDON, COUNTS & COMPANY INC	1515 MARKET ST STE 819 PHILADELPHI, PA 19012 215-569-0274	BL/M	1133071659500	06	EXCEEDED SALES THRESHOLD	R	1-APR-1996
PTI INCORPORATED	2925 BRIARPARK DRIVE STE 950 HOUSTON, TX 77042 713-266-6145	BL/M	1341045780100	05	EXCEEDED SALES THRESHOLD	R	1-NOV-1996
QUALITY FOODS INC	4901 ASHER AVE LITTLE ROCK, AR 72204-4908 501-568-3141	WO/F	1710388627500	07	EXCEEDED EMPLOYEE THRESHOLD	C	31-AUG-1997
RABA-KISTNER CONSULTANTS INC	P O BOX 690287 SAN ANTONIO, TX 78269-0287 210-699-9090	WO/F	1741611534700	05	EXCEEDED SALES THRESHOLD	R	3-JAN-1998
REDLEE INC	2607 WALNUT HILL LANE STE 210 DALLAS, TX 75229 214-357-9409	AI/M	1751934029700	06	EXCEEDED SALES THRESHOLD	R	1-JUL-1996
REINOSO & COMPANY INC	30 BROAD STREET 39TH FLOOR NEW YORK, NY 10004 212-344-5100	HI/M	1133318919600	04	EXCEEDED SALES THRESHOLD	R	1-FEB-1996
RESEARCH ANALYSIS & MAINTENANCE INC	SUITE #600 1790 LEE TREVINO DR EL PASO, TX 79936-4525 915-592-7047	WO/F	1742237532300	06	EXCEEDED SALES THRESHOLD	R	12-JAN-1996

\* C = GRADUATION UPON APPLICATION FOR CERTIFICATION

\* R = GRADUATION UPON APPLICATION FOR RECERTIFICATION



GENERAL SERVICES COMMISSION  
GRADUATED HUB VENDORS FROM 4-OCT-1995 TO 19-SEP-2000  
SORTED BY NAME

VENDOR NAME	ADDRESS PHONE	ETHNICITY/ GENDER	VID NUMBER	CATEGORY CODE	GRADUATION REASON	EVALUATION BASIS*	GRADUATION DATE
RIVER CITY TRAVEL INC	9070 RESEARCH BLVD STE A102 AUSTIN, TX 78758-7047 512-467-1777	WO/F	1742364193900	06	EXCEEDED SALES THRESHOLD	R	2-FEB-1996
RMPERSONNEL INC	4707 MONTANA EL PASO, TX 79903 915-565-7674	HI/M	1742571168000	06	EXCEEDED SALES THRESHOLD	R	8-JUN-1997
SAN ANTONIO MUSIC/ALAMO MUSIC CENTER	425 N MAIN AVE SAN ANTONIO, TX 78205-1482 210-224-1010	HI/M	1741284994900	06	EXCEEDED SALES THRESHOLD	R	12-AUG-1996
SCHMIDT ELECTRIC CO INC	9701 F M 1625 AUSTIN, TX 78747 512-243-1450	WO/F	1742301805400	03	EXCEEDED SALES THRESHOLD	R	30-JAN-1999
SECURITY PACKING INC	8120 CAMINO ARROYO DRIVE GILROY, CA 95020 408-848-5788	WO/F	1770122919100	06	EXCEEDED SALES THRESHOLD	R	1-FEB-1996
SIGCOM INC	4230 BEECHWOOD DRIVE GREENSBORO, NC 27410 336-547-9700	AS/M	1561490547700	05	EXCEEDED SALES THRESHOLD	R	14-MAR-1998
SIGNAL CORPORATION	STE 200 3040 WILLIAMS DR FAIRFAX, VA 22031 703-205-0500	AS/M	1541400723500	06	EXCEEDED SALES THRESHOLD	C	31-AUG-1998
SKILLMASTER INC	#600 5353 W ALABAMA HOUSTON, TX 77056 713-552-9999	WO/F	1760425784400	06	EXCEEDED SALES THRESHOLD	R	23-JUN-1997
SKYLINE COMPUTER CORPORATION	490 DIVISION STREET CAMPBELL, CA 95008 408-370-1200	WO/F	1770227165500	06	EXCEEDED SALES THRESHOLD	R	9-MAR-1998
SMEAD MANUFACTURING COMPANY, THE	600 EAST SMEAD BLVD E HASTINGS, MN 55033-2219 612-437-4111	WO/F	1410543420400	08	EXCEEDED EMPLOYEE THRESHOLD	R	21-AUG-1997
SOMERSET CAPITAL GROUP INC	1087 BROAD STREET STE 201 BRIDGEPORT, CT 06604 203-394-6188	HI/M	1061458929800	04	EXCEEDED SALES THRESHOLD	R	31-AUG-1996

\* C = GRADUATION UPON APPLICATION FOR CERTIFICATION

\* R = GRADUATION UPON APPLICATION FOR RECERTIFICATION

GENERAL SERVICES COMMISSION  
 GRADUATED HUB VENDORS FROM 4-OCT-1995 TO 19-SEP-2000  
 SORTED BY NAME

VENDOR NAME	ADDRESS PHONE	ETHNICITY/ GENDER	VID NUMBER	CATEGORY CODE	GRADUATION REASON	EVALUATION BASIS*	GRADUATION DATE
STAPP TOWING COMPANY INC	P.O. BOX 325 DICKINSON, TX 77539 713-337-2551	HI/M	1741543308900	06	EXCEEDED SALES THRESHOLD	C	4-OCT-1995
STULL AND LEE INC	38 CHAUNCY STREET STE 1100 BOSTON, MA 02111 617-426-0406	BL/M	1042397319600	05	EXCEEDED SALES THRESHOLD	R	1-OCT-1996
SUN TRAVEL INC	3100 NORTH MESA EL PASO, TX 79902 915-532-8900	WO/F	1741533358600	06	EXCEEDED SALES THRESHOLD	R	14-JUN-1996
SUNSET TRANSPORTATION INC	P O BOX 185058 FORT WORTH, TX 76118 817-589-7063	WO/F	1752250663700	06	EXCEEDED SALES THRESHOLD	C	14-AUG-1998
SUPERIOR STAFFING SERVICES INC	P O BOX 9057 WILLIAMVILLE, NY 14231-9057 716-631-8310	WO/F	1160908669600	06	EXCEEDED SALES THRESHOLD	C	31-AUG-1998
SYMBIONT INC	1156 15TH STREET N W 6TH FLOOR WASHINGTON, DC 20005-1704 202-887-6800	BL/M	1521389353800	06	EXCEEDED SALES THRESHOLD	C	31-AUG-1997
SYSCOM DEVELOPMENT INC	#111 1110 NASA ROAD 1 HOUSTON, TX 77058 281-335-7119	BL/M	1760264569300	05	EXCEEDED SALES THRESHOLD	R	18-JAN-1996
SYSTEMS WEST COMPUTER RESOURCES INC	STE-A 300 136 SOUTH MAIN SALT LAKE CITY, UT 84101 801-364-7900	WO/F	1870425813800	06	EXCEEDED SALES THRESHOLD	R	4-OCT-1995
TAYLOR & HILL ASSOCIATES INC	PO BOX 1148 PEARLAND, TX 77588 281-997-7730	HI/M	1742069034300	06	EXCEEDED SALES THRESHOLD	C	31-AUG-1997
TEMPORARY CONNECTION, THE	P.O. BOX 1067 HOUSTON, TX 77251-1067 713-493-5554	WO/F	1760084354801	06	EXCEEDED SALES THRESHOLD	R	1-FEB-1996
TERRA-MAR INC	11050 ABLES LN DALLAS, TX 75229 972-488-8800	AI/M	1742148149400	05	EXCEEDED SALES THRESHOLD	R	22-JUL-1997

C = GRADUATION UPON APPLICATION FOR CERTIFICATION  
 R = GRADUATION UPON APPLICATION FOR RECERTIFICATION

GENERAL SERVICES COMMISSION  
GRADUATED HUB VENDORS FROM 4-OCT-1995 TO 19-SEP-2000  
SORTED BY NAME

VENDOR NAME	ADDRESS PHONE	ETHNICITY/ GENDER	VID NUMBER	CATEGORY CODE	GRADUATION REASON	EVALUATION BASIS*	GRADUATION DATE
TEXAS MOVING COMPANY INC	908 NORTH BOWSER ROAD RICHARDSON, TX 75081 214-234-6371	WO/F	1752058391900	06	EXCEEDED SALES THRESHOLD	R	1-MAR-1996
TEXCOM INC DBA TEXCOM FIELD SERVICES	8200 PROFESSIONAL PLACE STE S-112 LANDOVER, MD 20785 301-794-4400	BL/M	1521261968600	06	EXCEEDED SALES THRESHOLD	R	15-MAR-1996
TRAMEX TRAVEL	4505 SPICEWOOD SPRINGS RD STE 200 AUSTIN, TX 78759 512-343-2201	HI/M	2572663896500	06	EXCEEDED SALES THRESHOLD	R	1-JAN-1997
TRAVEL AGENCY IN THE PARK	1221 LAMAR STREET STE 718 HOUSTON, TX 77010-3015 713-650-8080	WO/F	1760067165900	06	EXCEEDED SALES THRESHOLD	R	3-NOV-1997
TREES INC	P O BOX 38038 HOUSTON, TX 77238-8038 713-692-6371	WO/F	1741185584800	06	EXCEEDED SALES THRESHOLD	R	1-SEP-1996
TRI-COR INDUSTRIES INC	J R CLARY 2900 EISENHOWER AVE STE 500 ALEXANDRIA, VA 22314 301-731-6140	HI/M	1521271616900	06	EXCEEDED SALES THRESHOLD	R	4-OCT-1995
UNGER AND ASSOCIATES INC	STE 3600 325 N ST PAUL DALLAS, TX 75201-3989 214-965-8000	HI/F	1061140547200	06	EXCEEDED SALES THRESHOLD	R	9-APR-1996
UNIGLOBE DYNAMIC TRAVEL INC	11 GREENWAY PLAZA STE 530 HOUSTON, TX 77046-1102 713-621-3833	WO/F	1760191762200	06	EXCEEDED SALES THRESHOLD	C	7-AUG-1997
VANIR CONSTRUCTION MGMT INC	980 9TH ST #900 SACRAMENTO, CA 95814-2719 916-444-3700	HI/M	1953614238300	06	EXCEEDED SALES THRESHOLD	R	20-MAR-1996
VARA CHEVROLET INC, DOMINGO	P O BOX 14534 SAN ANTONIO, TX 78214-2892 210-924-2000	HI/M	1742554766200	07	EXCEEDED EMPLOYEE THRESHOLD	R	1-JUL-1996
VILLAGE FORD OF LEWISVILLE	1144 N STEMMONS FRWY LEWISVILLE, TX 75067 214-221-2900	BL/M	1752385185900	07	EXCEEDED EMPLOYEE THRESHOLD	R	18-JAN-1996

\* C = GRADUATION UPON APPLICATION FOR CERTIFICATION

\* R = GRADUATION UPON APPLICATION FOR RECERTIFICATION

GENERAL SERVICES COMMISSION  
GRADUATED HUB VENDORS FROM 4-OCT-1995 TO 19-SEP-2000  
SORTED BY NAME

VENDOR NAME	ADDRESS PHONE	ETHNICITY/ GENDER	VID NUMBER	CATEGORY CODE	GRADUATION REASON	EVALUATION BASIS*	GRADUATION DATE
WILLIAMS-RUSSELL & JOHNSON INC	771 SPRING STREET NORTHWEST ATLANTA, GA 30308 404-853-6800	BL/M	1581269958300	05	EXCEEDED SALES THRESHOLD	R	1-MAR-1996
WORLD SERVICE COMPANY	P O BOX 62225 AMF HOUSTON, TX 77205-2225 281-580-3395	AS/M	1760052000500	06	EXCEEDED SALES THRESHOLD	C	17-SEP-1996
WORLD-WIDE TRAVEL SERVICE INC	2228 COTTONDALE LANE STE 200 LITTLE ROCK, AR 72202 501-378-1211	WO/F	1710529720800	06	EXCEEDED SALES THRESHOLD	C	4-OCT-1995



**SECTION IX – GRADUATION OF HISTORICALLY UNDERUTILIZED BUSINESSES**

**(B) REVENUE REPORT FOR GRADUATED VENDORS BY AGENCY**



GENERAL SERVICES COMMISSION  
REVENUE REPORT FOR GRADUATED VENDORS BY AGENCY  
FOR FISCAL YEAR 2000  
SUMMARY LISTING BY CATEGORY, ETHNICITY AND GENDER

HUB REVENUE REPORT SUMMARY

AMOUNT IN HEAVY CONSTRUCTION(01):	\$0.00
AMOUNT IN BUILDING CONSTRUCTION(02):	\$0.00
AMOUNT IN SPECIAL TRADE CONSTRUCTION(03):	\$0.00
AMOUNT IN FINANTIAL AND ACCOUNTING SERV.(04):	\$0.00
AMOUNT IN ARCHITEC.ENG./SURVEYING SERV.(05):	\$0.00
AMOUNT IN OTHER SERVICES INCLUD. LEGAL SERV.(06):	\$8,338,751.14
AMOUNT IN COMMODITIES WHOLESALE(07):	\$0.00
AMOUNT IN COMMODITIES MANUFACTURERS(08):	\$0.00
AMOUNT IN MEDICAL(09):	\$0.00
TOTAL AMOUNT FOR CATEGORIES (01-09):	\$8,338,751.14
AMOUNT FOR ASIAN MALES:	\$0.00
AMOUNT FOR ASIAN FEMALES:	\$0.00
TOTAL AMOUNT FOR GRADUATED ASIAN HUBS:	\$0.00
AMOUNT FOR BLACK MALES:	\$0.00
AMOUNT FOR BLACK FEMALES:	\$0.00
TOTAL AMOUNT FOR GRADUATED BLACK HUBS:	\$0.00
AMOUNT FOR HISPANIC MALES:	\$8,326,730.62
AMOUNT FOR HISPANIC FEMALES:	\$0.00
TOTAL AMOUNT FOR GRADUATED HISPANIC HUBS:	\$8,326,730.62
AMOUNT FOR NATIVE AMERICAN MALES:	\$0.00
AMOUNT FOR NATIVE AMERICAN FEMALES:	\$0.00
TOTAL AMOUNT FOR NATIVE AMERICAN HUBS:	\$0.00
TOTAL AMOUNT FOR WOMEN OWNED HUBS:	\$12,020.52



GENERAL SERVICES COMMISSION  
 REVENUE REPORT FOR GRADUATED VENDORS BY AGENCY  
 FOR FISCAL YEAR 2000

AGENCY	VENDOR NAME	ETHNICITY/ GENDER	VID NUMBER	CATEGORY CODE	GRADUATION REASON	AMOUNT
320	AMERICAN HOUSEKEEPIN	WO/F	17524231788	06	EXCEEDED SALES THRESHOLD	\$5,132.52
324	AMERICAN HOUSEKEEPIN	WO/F	17524231788	06	EXCEEDED SALES THRESHOLD	\$6,888.00
VENDOR TOTAL:						\$12,020.52
212	ANALYTICAL COMPUTER	HI/M	25841208694	06	EXCEEDED SALES THRESHOLD	\$24,322.61
212	ANALYTICAL COMPUTER	HI/M	25841208694	06	EXCEEDED SALES THRESHOLD	\$4,845.12
222	ANALYTICAL COMPUTER	HI/M	25841208694	06	EXCEEDED SALES THRESHOLD	\$62.72
232	ANALYTICAL COMPUTER	HI/M	25841208694	06	EXCEEDED SALES THRESHOLD	\$3,733.80
302	ANALYTICAL COMPUTER	HI/M	25841208694	06	EXCEEDED SALES THRESHOLD	\$44.10
302	ANALYTICAL COMPUTER	HI/M	25841208694	06	EXCEEDED SALES THRESHOLD	\$233.24
303	ANALYTICAL COMPUTER	HI/M	25841208694	06	EXCEEDED SALES THRESHOLD	\$268.52
304	ANALYTICAL COMPUTER	HI/M	25841208694	06	EXCEEDED SALES THRESHOLD	\$795.00
304	ANALYTICAL COMPUTER	HI/M	25841208694	06	EXCEEDED SALES THRESHOLD	\$78,496.00
304	ANALYTICAL COMPUTER	HI/M	25841208694	06	EXCEEDED SALES THRESHOLD	\$24,950.11
305	ANALYTICAL COMPUTER	HI/M	25841208694	06	EXCEEDED SALES THRESHOLD	\$947.66
306	ANALYTICAL COMPUTER	HI/M	25841208694	06	EXCEEDED SALES THRESHOLD	\$7,801.78
312	ANALYTICAL COMPUTER	HI/M	25841208694	06	EXCEEDED SALES THRESHOLD	\$1,865.92
313	ANALYTICAL COMPUTER	HI/M	25841208694	06	EXCEEDED SALES THRESHOLD	\$201.00
313	ANALYTICAL COMPUTER	HI/M	25841208694	06	EXCEEDED SALES THRESHOLD	\$209,217.22
313	ANALYTICAL COMPUTER	HI/M	25841208694	06	EXCEEDED SALES THRESHOLD	\$3,270,156.21
313	ANALYTICAL COMPUTER	HI/M	25841208694	06	EXCEEDED SALES THRESHOLD	\$28,506.87DB
320	ANALYTICAL COMPUTER	HI/M	25841208694	06	EXCEEDED SALES THRESHOLD	\$49.00
320	ANALYTICAL COMPUTER	HI/M	25841208694	06	EXCEEDED SALES THRESHOLD	\$125.00
320	ANALYTICAL COMPUTER	HI/M	25841208694	06	EXCEEDED SALES THRESHOLD	\$8,614.20
323	ANALYTICAL COMPUTER	HI/M	25841208694	06	EXCEEDED SALES THRESHOLD	\$1,017.00
323	ANALYTICAL COMPUTER	HI/M	25841208694	06	EXCEEDED SALES THRESHOLD	\$1,949.00
323	ANALYTICAL COMPUTER	HI/M	25841208694	06	EXCEEDED SALES THRESHOLD	\$12,360.00
323	ANALYTICAL COMPUTER	HI/M	25841208694	06	EXCEEDED SALES THRESHOLD	\$14,559.00
323	ANALYTICAL COMPUTER	HI/M	25841208694	06	EXCEEDED SALES THRESHOLD	\$1,986.00
323	ANALYTICAL COMPUTER	HI/M	25841208694	06	EXCEEDED SALES THRESHOLD	\$665.00
324	ANALYTICAL COMPUTER	HI/M	25841208694	06	EXCEEDED SALES THRESHOLD	\$3,410.00
324	ANALYTICAL COMPUTER	HI/M	25841208694	06	EXCEEDED SALES THRESHOLD	\$240.00
324	ANALYTICAL COMPUTER	HI/M	25841208694	06	EXCEEDED SALES THRESHOLD	\$8,592.95
324	ANALYTICAL COMPUTER	HI/M	25841208694	06	EXCEEDED SALES THRESHOLD	\$10,850.00
324	ANALYTICAL COMPUTER	HI/M	25841208694	06	EXCEEDED SALES THRESHOLD	\$10,080.00
324	ANALYTICAL COMPUTER	HI/M	25841208694	06	EXCEEDED SALES THRESHOLD	\$97,737.65
324	ANALYTICAL COMPUTER	HI/M	25841208694	06	EXCEEDED SALES THRESHOLD	\$1,151.50
327	ANALYTICAL COMPUTER	HI/M	25841208694	06	EXCEEDED SALES THRESHOLD	\$225,719.78
330	ANALYTICAL COMPUTER	HI/M	25841208694	06	EXCEEDED SALES THRESHOLD	\$6,952.12
338	ANALYTICAL COMPUTER	HI/M	25841208694	06	EXCEEDED SALES THRESHOLD	\$696.78
340	ANALYTICAL COMPUTER	HI/M	25841208694	06	EXCEEDED SALES THRESHOLD	\$2,679.32

\*\* PLEASE SEE HUB GRADUATION REPORT FOR GRADUATION DATES \*\*

GENERAL SERVICES COMMISSION  
 REVENUE REPORT FOR GRADUATED VENDORS BY AGENCY  
 FOR FISCAL YEAR 2000

AGENCY	VENDOR NAME	ETHNICITY/ GENDER	VID NUMBER	CATEGORY CODE	GRADUATION REASON	AMOUNT
356	ANALYTICAL COMPUTER	HI/M	25841208694	06	EXCEEDED SALES THRESHOLD	\$421.40
362	ANALYTICAL COMPUTER	HI/M	25841208694	06	EXCEEDED SALES THRESHOLD	\$10,628.10
367	ANALYTICAL COMPUTER	HI/M	25841208694	06	EXCEEDED SALES THRESHOLD	\$2,546.04
401	ANALYTICAL COMPUTER	HI/M	25841208694	06	EXCEEDED SALES THRESHOLD	\$1,308.30
405	ANALYTICAL COMPUTER	HI/M	25841208694	06	EXCEEDED SALES THRESHOLD	\$725.00
405	ANALYTICAL COMPUTER	HI/M	25841208694	06	EXCEEDED SALES THRESHOLD	\$63,805.90
405	ANALYTICAL COMPUTER	HI/M	25841208694	06	EXCEEDED SALES THRESHOLD	\$6,684.00
405	ANALYTICAL COMPUTER	HI/M	25841208694	06	EXCEEDED SALES THRESHOLD	\$359.00
405	ANALYTICAL COMPUTER	HI/M	25841208694	06	EXCEEDED SALES THRESHOLD	\$649.00
405	ANALYTICAL COMPUTER	HI/M	25841208694	06	EXCEEDED SALES THRESHOLD	\$48,457.00
405	ANALYTICAL COMPUTER	HI/M	25841208694	06	EXCEEDED SALES THRESHOLD	\$462.00
405	ANALYTICAL COMPUTER	HI/M	25841208694	06	EXCEEDED SALES THRESHOLD	\$1,748.10
405	ANALYTICAL COMPUTER	HI/M	25841208694	06	EXCEEDED SALES THRESHOLD	\$11,687.00
405	ANALYTICAL COMPUTER	HI/M	25841208694	06	EXCEEDED SALES THRESHOLD	\$850.00
405	ANALYTICAL COMPUTER	HI/M	25841208694	06	EXCEEDED SALES THRESHOLD	\$13,197.00
405	ANALYTICAL COMPUTER	HI/M	25841208694	06	EXCEEDED SALES THRESHOLD	\$1,919.00
405	ANALYTICAL COMPUTER	HI/M	25841208694	06	EXCEEDED SALES THRESHOLD	\$22,110.00
405	ANALYTICAL COMPUTER	HI/M	25841208694	06	EXCEEDED SALES THRESHOLD	\$148.00
409	ANALYTICAL COMPUTER	HI/M	25841208694	06	EXCEEDED SALES THRESHOLD	\$282.24
411	ANALYTICAL COMPUTER	HI/M	25841208694	06	EXCEEDED SALES THRESHOLD	\$482.00
411	ANALYTICAL COMPUTER	HI/M	25841208694	06	EXCEEDED SALES THRESHOLD	\$729.12
451	ANALYTICAL COMPUTER	HI/M	25841208694	06	EXCEEDED SALES THRESHOLD	\$2,422.56
453	ANALYTICAL COMPUTER	HI/M	25841208694	06	EXCEEDED SALES THRESHOLD	\$201.46
453	ANALYTICAL COMPUTER	HI/M	25841208694	06	EXCEEDED SALES THRESHOLD	\$627.00
453	ANALYTICAL COMPUTER	HI/M	25841208694	06	EXCEEDED SALES THRESHOLD	\$1,054.00
453	ANALYTICAL COMPUTER	HI/M	25841208694	06	EXCEEDED SALES THRESHOLD	\$225.00
453	ANALYTICAL COMPUTER	HI/M	25841208694	06	EXCEEDED SALES THRESHOLD	\$1,926.00
453	ANALYTICAL COMPUTER	HI/M	25841208694	06	EXCEEDED SALES THRESHOLD	\$4,602.95
453	ANALYTICAL COMPUTER	HI/M	25841208694	06	EXCEEDED SALES THRESHOLD	\$11,076.94
453	ANALYTICAL COMPUTER	HI/M	25841208694	06	EXCEEDED SALES THRESHOLD	\$645.00
454	ANALYTICAL COMPUTER	HI/M	25841208694	06	EXCEEDED SALES THRESHOLD	\$276.36
455	ANALYTICAL COMPUTER	HI/M	25841208694	06	EXCEEDED SALES THRESHOLD	\$9,497.18
455	ANALYTICAL COMPUTER	HI/M	25841208694	06	EXCEEDED SALES THRESHOLD	\$372.40
469	ANALYTICAL COMPUTER	HI/M	25841208694	06	EXCEEDED SALES THRESHOLD	\$225.40
475	ANALYTICAL COMPUTER	HI/M	25841208694	06	EXCEEDED SALES THRESHOLD	\$815.36
476	ANALYTICAL COMPUTER	HI/M	25841208694	06	EXCEEDED SALES THRESHOLD	\$800.00
478	ANALYTICAL COMPUTER	HI/M	25841208694	06	EXCEEDED SALES THRESHOLD	\$279.00
480	ANALYTICAL COMPUTER	HI/M	25841208694	06	EXCEEDED SALES THRESHOLD	\$493.00
480	ANALYTICAL COMPUTER	HI/M	25841208694	06	EXCEEDED SALES THRESHOLD	\$2,422.56
401	ANALYTICAL COMPUTER	HI/M	25841208694	06	EXCEEDED SALES THRESHOLD	\$8,164.00
401	ANALYTICAL COMPUTER	HI/M	25841208694	06	EXCEEDED SALES THRESHOLD	\$16,005.00
401	ANALYTICAL COMPUTER	HI/M	25841208694	06	EXCEEDED SALES THRESHOLD	\$3,760.00
401	ANALYTICAL COMPUTER	HI/M	25841208694	06	EXCEEDED SALES THRESHOLD	\$3,755.00

\* PLEASE SEE HUB GRADUATION REPORT FOR GRADUATION DATES \*\*

GENERAL SERVICES COMMISSION  
 REVENUE REPORT FOR GRADUATED VENDORS BY AGENCY  
 FOR FISCAL YEAR 2000

AGENCY	VENDOR NAME	ETHNICITY/ GENDER	VID NUMBER	CATEGORY CODE	GRADUATION REASON	AMOUNT
501	ANALYTICAL COMPUTER	HI/M	25841208694	06	EXCEEDED SALES THRESHOLD	\$18,331.00
501	ANALYTICAL COMPUTER	HI/M	25841208694	06	EXCEEDED SALES THRESHOLD	\$253,987.90
501	ANALYTICAL COMPUTER	HI/M	25841208694	06	EXCEEDED SALES THRESHOLD	\$697.76
501	ANALYTICAL COMPUTER	HI/M	25841208694	06	EXCEEDED SALES THRESHOLD	\$10,891.17
503	ANALYTICAL COMPUTER	HI/M	25841208694	06	EXCEEDED SALES THRESHOLD	\$3,026.24
504	ANALYTICAL COMPUTER	HI/M	25841208694	06	EXCEEDED SALES THRESHOLD	\$139.16
504	ANALYTICAL COMPUTER	HI/M	25841208694	06	EXCEEDED SALES THRESHOLD	\$139.16
506	ANALYTICAL COMPUTER	HI/M	25841208694	06	EXCEEDED SALES THRESHOLD	\$2,980.00
511	ANALYTICAL COMPUTER	HI/M	25841208694	06	EXCEEDED SALES THRESHOLD	\$444.92
515	ANALYTICAL COMPUTER	HI/M	25841208694	06	EXCEEDED SALES THRESHOLD	\$3,091.90
517	ANALYTICAL COMPUTER	HI/M	25841208694	06	EXCEEDED SALES THRESHOLD	\$12,357.80
529	ANALYTICAL COMPUTER	HI/M	25841208694	06	EXCEEDED SALES THRESHOLD	\$2,307.90
529	ANALYTICAL COMPUTER	HI/M	25841208694	06	EXCEEDED SALES THRESHOLD	\$11.76
530	ANALYTICAL COMPUTER	HI/M	25841208694	06	EXCEEDED SALES THRESHOLD	\$1,652.50
530	ANALYTICAL COMPUTER	HI/M	25841208694	06	EXCEEDED SALES THRESHOLD	\$420.00
530	ANALYTICAL COMPUTER	HI/M	25841208694	06	EXCEEDED SALES THRESHOLD	\$11,078.00
530	ANALYTICAL COMPUTER	HI/M	25841208694	06	EXCEEDED SALES THRESHOLD	\$2,591.00
530	ANALYTICAL COMPUTER	HI/M	25841208694	06	EXCEEDED SALES THRESHOLD	\$70.00
551	ANALYTICAL COMPUTER	HI/M	25841208694	06	EXCEEDED SALES THRESHOLD	\$54,669.30
555	ANALYTICAL COMPUTER	HI/M	25841208694	06	EXCEEDED SALES THRESHOLD	\$34,498.94
556	ANALYTICAL COMPUTER	HI/M	25841208694	06	EXCEEDED SALES THRESHOLD	\$7,288.26
582	ANALYTICAL COMPUTER	HI/M	25841208694	06	EXCEEDED SALES THRESHOLD	\$75.00
582	ANALYTICAL COMPUTER	HI/M	25841208694	06	EXCEEDED SALES THRESHOLD	\$20.40
582	ANALYTICAL COMPUTER	HI/M	25841208694	06	EXCEEDED SALES THRESHOLD	\$227,430.48
601	ANALYTICAL COMPUTER	HI/M	25841208694	06	EXCEEDED SALES THRESHOLD	\$8,651.00
601	ANALYTICAL COMPUTER	HI/M	25841208694	06	EXCEEDED SALES THRESHOLD	\$3,368.00
601	ANALYTICAL COMPUTER	HI/M	25841208694	06	EXCEEDED SALES THRESHOLD	\$649,595.00
601	ANALYTICAL COMPUTER	HI/M	25841208694	06	EXCEEDED SALES THRESHOLD	\$16,170.00
601	ANALYTICAL COMPUTER	HI/M	25841208694	06	EXCEEDED SALES THRESHOLD	\$408.00
655	ANALYTICAL COMPUTER	HI/M	25841208694	06	EXCEEDED SALES THRESHOLD	\$3,119.34
658	ANALYTICAL COMPUTER	HI/M	25841208694	06	EXCEEDED SALES THRESHOLD	\$416.50
665	ANALYTICAL COMPUTER	HI/M	25841208694	06	EXCEEDED SALES THRESHOLD	\$277.34
694	ANALYTICAL COMPUTER	HI/M	25841208694	06	EXCEEDED SALES THRESHOLD	\$8,767.08
696	ANALYTICAL COMPUTER	HI/M	25841208694	06	EXCEEDED SALES THRESHOLD	\$36,312.80
696	ANALYTICAL COMPUTER	HI/M	25841208694	06	EXCEEDED SALES THRESHOLD	\$77.70
701	ANALYTICAL COMPUTER	HI/M	25841208694	06	EXCEEDED SALES THRESHOLD	\$337,461.80
701	ANALYTICAL COMPUTER	HI/M	25841208694	06	EXCEEDED SALES THRESHOLD	\$358.68
711	ANALYTICAL COMPUTER	HI/M	25841208694	06	EXCEEDED SALES THRESHOLD	\$16,341.50
713	ANALYTICAL COMPUTER	HI/M	25841208694	06	EXCEEDED SALES THRESHOLD	\$13,297.62
714	ANALYTICAL COMPUTER	HI/M	25841208694	06	EXCEEDED SALES THRESHOLD	\$5,112.66
714	ANALYTICAL COMPUTER	HI/M	25841208694	06	EXCEEDED SALES THRESHOLD	\$6,167.00
714	ANALYTICAL COMPUTER	HI/M	25841208694	06	EXCEEDED SALES THRESHOLD	\$1,507.00
714	ANALYTICAL COMPUTER	HI/M	25841208694	06	EXCEEDED SALES THRESHOLD	\$930.00

\*\* PLEASE SEE HUB GRADUATION REPORT FOR GRADUATION DATES \*\*

GENERAL SERVICES COMMISSION  
 REVENUE REPORT FOR GRADUATED VENDORS BY AGENCY  
 FOR FISCAL YEAR 2000

AGENCY	VENDOR NAME	ETHNICITY/ GENDER	VID NUMBER	CATEGORY CODE	GRADUATION REASON	AMOUNT
715	ANALYTICAL COMPUTER	HI/M	25841208694	06	EXCEEDED SALES THRESHOLD	\$34,474.44
715	ANALYTICAL COMPUTER	HI/M	25841208694	06	EXCEEDED SALES THRESHOLD	\$13,700.40
718	ANALYTICAL COMPUTER	HI/M	25841208694	06	EXCEEDED SALES THRESHOLD	\$25,326.14
719	ANALYTICAL COMPUTER	HI/M	25841208694	06	EXCEEDED SALES THRESHOLD	\$83,606.72
721	ANALYTICAL COMPUTER	HI/M	25841208694	06	EXCEEDED SALES THRESHOLD	\$641.90
721	ANALYTICAL COMPUTER	HI/M	25841208694	06	EXCEEDED SALES THRESHOLD	\$1,228.00
721	ANALYTICAL COMPUTER	HI/M	25841208694	06	EXCEEDED SALES THRESHOLD	\$172.48
721	ANALYTICAL COMPUTER	HI/M	25841208694	06	EXCEEDED SALES THRESHOLD	\$340.00
723	ANALYTICAL COMPUTER	HI/M	25841208694	06	EXCEEDED SALES THRESHOLD	\$409.64
723	ANALYTICAL COMPUTER	HI/M	25841208694	06	EXCEEDED SALES THRESHOLD	\$527,699.59
723	ANALYTICAL COMPUTER	HI/M	25841208694	06	EXCEEDED SALES THRESHOLD	\$583,751.87
729	ANALYTICAL COMPUTER	HI/M	25841208694	06	EXCEEDED SALES THRESHOLD	\$280.28
730	ANALYTICAL COMPUTER	HI/M	25841208694	06	EXCEEDED SALES THRESHOLD	\$3,331.02
731	ANALYTICAL COMPUTER	HI/M	25841208694	06	EXCEEDED SALES THRESHOLD	\$87,861.90
732	ANALYTICAL COMPUTER	HI/M	25841208694	06	EXCEEDED SALES THRESHOLD	\$30,239.86
733	ANALYTICAL COMPUTER	HI/M	25841208694	06	EXCEEDED SALES THRESHOLD	\$51,825.34
733	ANALYTICAL COMPUTER	HI/M	25841208694	06	EXCEEDED SALES THRESHOLD	\$1,667.19
733	ANALYTICAL COMPUTER	HI/M	25841208694	06	EXCEEDED SALES THRESHOLD	\$34,805.00
734	ANALYTICAL COMPUTER	HI/M	25841208694	06	EXCEEDED SALES THRESHOLD	\$5,240.06
735	ANALYTICAL COMPUTER	HI/M	25841208694	06	EXCEEDED SALES THRESHOLD	\$9,042.46
736	ANALYTICAL COMPUTER	HI/M	25841208694	06	EXCEEDED SALES THRESHOLD	\$2,777.32
737	ANALYTICAL COMPUTER	HI/M	25841208694	06	EXCEEDED SALES THRESHOLD	\$2,538.20
739	ANALYTICAL COMPUTER	HI/M	25841208694	06	EXCEEDED SALES THRESHOLD	\$123,760.28
742	ANALYTICAL COMPUTER	HI/M	25841208694	06	EXCEEDED SALES THRESHOLD	\$74,574.08
742	ANALYTICAL COMPUTER	HI/M	25841208694	06	EXCEEDED SALES THRESHOLD	\$1,136.80
743	ANALYTICAL COMPUTER	HI/M	25841208694	06	EXCEEDED SALES THRESHOLD	\$5,319.44
743	ANALYTICAL COMPUTER	HI/M	25841208694	06	EXCEEDED SALES THRESHOLD	\$416.50
743	ANALYTICAL COMPUTER	HI/M	25841208694	06	EXCEEDED SALES THRESHOLD	\$220.00
743	ANALYTICAL COMPUTER	HI/M	25841208694	06	EXCEEDED SALES THRESHOLD	\$31,119.00
743	ANALYTICAL COMPUTER	HI/M	25841208694	06	EXCEEDED SALES THRESHOLD	\$17,548.97
743	ANALYTICAL COMPUTER	HI/M	25841208694	06	EXCEEDED SALES THRESHOLD	\$2,090.40
743	ANALYTICAL COMPUTER	HI/M	25841208694	06	EXCEEDED SALES THRESHOLD	\$1,237.94
743	ANALYTICAL COMPUTER	HI/M	25841208694	06	EXCEEDED SALES THRESHOLD	\$3,346.00
743	ANALYTICAL COMPUTER	HI/M	25841208694	06	EXCEEDED SALES THRESHOLD	\$2,115.00
744	ANALYTICAL COMPUTER	HI/M	25841208694	06	EXCEEDED SALES THRESHOLD	\$141.00
745	ANALYTICAL COMPUTER	HI/M	25841208694	06	EXCEEDED SALES THRESHOLD	\$210.00
751	ANALYTICAL COMPUTER	HI/M	25841208694	06	EXCEEDED SALES THRESHOLD	\$6,331.78
83	ANALYTICAL COMPUTER	HI/M	25841208694	06	EXCEEDED SALES THRESHOLD	\$15,411.48
83	ANALYTICAL COMPUTER	HI/M	25841208694	06	EXCEEDED SALES THRESHOLD	\$199.00
83	ANALYTICAL COMPUTER	HI/M	25841208694	06	EXCEEDED SALES THRESHOLD	\$286.00
83	ANALYTICAL COMPUTER	HI/M	25841208694	06	EXCEEDED SALES THRESHOLD	\$325,057.18
83	ANALYTICAL COMPUTER	HI/M	25841208694	06	EXCEEDED SALES THRESHOLD	\$826.14
83	ANALYTICAL COMPUTER	HI/M	25841208694	06	EXCEEDED SALES THRESHOLD	\$915.00

PLEASE SEE HUB GRADUATION REPORT FOR GRADUATION DATES \*\*

GENERAL SERVICES COMMISSION  
 REVENUE REPORT FOR GRADUATED VENDORS BY AGENCY  
 FOR FISCAL YEAR 2000

AGENCY	VENDOR NAME	ETHNICITY/ GENDER	VID NUMBER	CATEGORY CODE	GRADUATION REASON	AMOUNT
753	ANALYTICAL COMPUTER	HI/M	25841208694	06	EXCEEDED SALES THRESHOLD	\$155.00
753	ANALYTICAL COMPUTER	HI/M	25841208694	06	EXCEEDED SALES THRESHOLD	\$519.00
753	ANALYTICAL COMPUTER	HI/M	25841208694	06	EXCEEDED SALES THRESHOLD	\$740.00
753	ANALYTICAL COMPUTER	HI/M	25841208694	06	EXCEEDED SALES THRESHOLD	\$1,583.00
753	ANALYTICAL COMPUTER	HI/M	25841208694	06	EXCEEDED SALES THRESHOLD	\$964.00
753	ANALYTICAL COMPUTER	HI/M	25841208694	06	EXCEEDED SALES THRESHOLD	\$253.00
753	ANALYTICAL COMPUTER	HI/M	25841208694	06	EXCEEDED SALES THRESHOLD	\$846.00
753	ANALYTICAL COMPUTER	HI/M	25841208694	06	EXCEEDED SALES THRESHOLD	\$1,573.00
754	ANALYTICAL COMPUTER	HI/M	25841208694	06	EXCEEDED SALES THRESHOLD	\$1,010.38
759	ANALYTICAL COMPUTER	HI/M	25841208694	06	EXCEEDED SALES THRESHOLD	\$381.22
760	ANALYTICAL COMPUTER	HI/M	25841208694	06	EXCEEDED SALES THRESHOLD	\$50,885.58
760	ANALYTICAL COMPUTER	HI/M	25841208694	06	EXCEEDED SALES THRESHOLD	\$395.92
763	ANALYTICAL COMPUTER	HI/M	25841208694	06	EXCEEDED SALES THRESHOLD	\$2,067.80
763	ANALYTICAL COMPUTER	HI/M	25841208694	06	EXCEEDED SALES THRESHOLD	\$45.08
764	ANALYTICAL COMPUTER	HI/M	25841208694	06	EXCEEDED SALES THRESHOLD	\$3,453.52
765	ANALYTICAL COMPUTER	HI/M	25841208694	06	EXCEEDED SALES THRESHOLD	\$5,878.04
771	ANALYTICAL COMPUTER	HI/M	25841208694	06	EXCEEDED SALES THRESHOLD	\$1,757.14
772	ANALYTICAL COMPUTER	HI/M	25841208694	06	EXCEEDED SALES THRESHOLD	\$90.00
781	ANALYTICAL COMPUTER	HI/M	25841208694	06	EXCEEDED SALES THRESHOLD	\$841.00
781	ANALYTICAL COMPUTER	HI/M	25841208694	06	EXCEEDED SALES THRESHOLD	\$55,128.92
781	ANALYTICAL COMPUTER	HI/M	25841208694	06	EXCEEDED SALES THRESHOLD	\$362.00
784	ANALYTICAL COMPUTER	HI/M	25841208694	06	EXCEEDED SALES THRESHOLD	\$7,645.96
785	ANALYTICAL COMPUTER	HI/M	25841208694	06	EXCEEDED SALES THRESHOLD	\$4,550.14
787	ANALYTICAL COMPUTER	HI/M	25841208694	06	EXCEEDED SALES THRESHOLD	\$14,267.82
788	ANALYTICAL COMPUTER	HI/M	25841208694	06	EXCEEDED SALES THRESHOLD	\$31,835.30
789	ANALYTICAL COMPUTER	HI/M	25841208694	06	EXCEEDED SALES THRESHOLD	\$2,027.62

VENDOR TOTAL: \$8,326,730.62

TOTAL NUMBER OF HUBS THIS FISCAL YEAR : 2

TOTAL REVENUE HUBS RECEIVED THIS FISCAL YEAR : \$8,338,751.14

**ATTACHMENT 1**

**STATE DEPOSITORY LIBRARIES LISTING**



**FY '00 ANNUAL HUB REPORTS AVAILABLE AT  
TEXAS STATE DEPOSITORY LIBRARIES**

ATTACHMENT I to HUB REPORT

<b>CITY</b>	<b>LIBRARY NAME</b>	<b>PHONE NUMBER</b>
<b>Abilene</b>	Abilene Public Library	(915) 677-2474
<b>Alpine</b>	Sul Ross State University	(915) 837-8124
<b>Amarillo</b>	Amarillo Public Library	(806) 378-3054
<b>Arlington</b>	University of Texas at Arlington	(817) 273-3000
<b>Austin</b>	Legislative Reference Library	(512) 463-1252
	Texas State Library	(512) 463-5455
	University of Texas at Austin	(512) 495-4400
	University of Texas at Austin Tarlton Law Library	(512) 471-7726
<b>Beaumont</b>	Beaumont Public Library	(409) 838-6606
	Lamar University	(409) 880-8118
<b>Brownsville</b>	University of Texas at Brownsville	(210) 544-8220
<b>Canyon</b>	West Texas A&M University	(806) 651-2205
<b>College Station</b>	Texas A & M University	(409) 845-8111
<b>Commerce</b>	Texas A & M University - Commerce	(903) 886-5716
<b>Corpus Christi</b>	Corpus Christi Public Library	(512) 880-7000
	Texas A & M University at Corpus Christi	(512) 994-2623
<b>Dallas</b>	Dallas Public Library	(214) 670-1400
	Southern Methodist University	(214) 768-2331
<b>Denton</b>	Texas Woman's University	(940) 898-2665
	University of North Texas	(940) 565-2870
<b>Edinburg</b>	University of Texas - Pan American	(210) 381-3306
<b>El Paso</b>	El Paso Public Library	(915) 543-5413
	University of Texas at El Paso	(915) 747-5683
<b>Fort Worth</b>	Fort Worth Public Library	(817) 871-7706
	Texas Christian University	(817) 921-7669

Source: <http://www.tsl.state.tx.us/statepubs/depositories.html>




**FY '00 ANNUAL HUB REPORTS AVAILABLE AT  
TEXAS STATE DEPOSITORY LIBRARIES**

ATTACHMENT I to HUB REPORT

<b>CITY</b>	<b>LIBRARY NAME</b>	<b>PHONE NUMBER</b>
<b>Houston</b>	Houston Public Library	(713) 247-2700
	Rice University	(713) 527-4022
	Texas Southern University	(713) 527-7147
	University of Houston	(713) 743-9800
	University of Houston at Clear Lake	(713) 283-3930
<b>Huntsville</b>	Sam Houston State University	(409) 294-1613
<b>Kingsville</b>	Texas A & M University at Kingsville	(512) 595-3416
<b>Laredo</b>	Texas A & M International University	(210) 326-2400
<b>Lubbock</b>	Texas Tech University	(806) 742-2261
<b>Nacogdoches</b>	Stephen F. Austin State University	(409) 468-4101
<b>Odessa</b>	Ector County Library	(915) 332-6502
	University of Texas of the Permian Basin	(915) 552-2371
<b>Prairie View</b>	Prairie View A & M University	(409) 857-2012
<b>Richardson</b>	University of Texas at Dallas	(214) 883-2950
<b>San Angelo</b>	Angelo State University	(915) 942-2222
<b>San Antonio</b>	Saint Mary's University	(210) 436-3441
	San Antonio Central Library	(210) 207-2500
	Trinity University	(210) 736-8121
	University of Texas at San Antonio	(210) 691-4570
<b>San Marcos</b>	Southwest Texas State University	(512) 245-2133
<b>Stephenville</b>	Tarleton State University	(817) 968-9246
<b>Tyler</b>	University of Texas at Tyler	(903) 566-7340
<b>Victoria</b>	University of Houston at Victoria	(512) 572-6421
<b>Waco</b>	Baylor University	(254) 710-1268
<b>Wichita Falls</b>	Midwestern State University	(817) 689-4165
<b>OUT OF STATE</b>	Library of Congress State Documents Section Exchange and Gift Division Washington, DC 20540	(202) 707-5243

Source: <http://www.tsl.state.tx.us/statepubs/depositories.html>

**ATTACHMENT 2**  
**HUB REPORTING PROCEDURES**



**TABLE OF CONTENTS**  
**HUB Reporting Procedures**

**General Information ..... 2**

**Reporting Format for The Semi-Annual and Annual HUB Reports ..... 2**

**State of Texas Unadjusted HUB Goals ..... 6**

**Multiple PIN/VID Numbers ..... 6**

**HUB Application Processing Timelines ..... 7**

**HUB Certification and Compliance Procedures ..... 7**

**HUB Certification Application (Dated 11/99) ..... 8**

**Expenditure (Object) Codes Included in HUB Report ..... 9**

**Reporting of Supplemental Summary Letter (Optional) ..... 11**

**Sample Supplemental Summary Letter ..... 12**

**Reporting Supplemental Reports (Required)..... 13**

**HUBs Participating in State Bond Issuances ..... 13**

**HUBs Submitting Bids/Proposals ..... 13**

**Number of Contracts Awarded to HUBs..... 13**

**Supplemental Timelines ..... 14**

**Supplemental Report Form ..... 15**

**Electronic Submission of Payment Data..... 16**

**Special Initiative Regarding Draft Reports <sup>(NEW)</sup> ..... 17**

**Reporting of Treasury Funds ..... 18**

**Reporting of Non-Treasury Funds ..... 18**

**Reporting of Term Contracts ..... 20**

**Reporting of Subcontractor Funds ..... 20**

**Avoiding HUB Subcontract Discrepancies ..... 22**

**Example Scenarios for Submitting HUB Subcontracting Data ..... 22**

**Department of Information Resources (DIR) Purchases ..... 23**

**Texas Public Finance Authority (TPFA) ..... 23**

**Reporting of Procurement Card HUB Purchases ..... 24**

**Reporting of Group Purchases Program ..... 25**

**HUB Strategic Plan Progress Reports ..... 27**

**HUB Report Order Form ..... 28**

**Contact List ..... 29**

**Attachments (A - C)**

## HISTORICALLY UNDERUTILIZED BUSINESS (HUB) REPORTING PROCEDURES

### GENERAL INFORMATION

According to the Texas Government Code, Title 10, Subtitle D, Section 2161, the General Services Commission (GSC) is responsible for managing the State's Historically Underutilized Business (HUB) Program for ethnic minority and women-owned businesses. GSC, along with the Comptroller of Public Accounts, is required to prepare a 6-month (Semi-Annual) and a 12-month (Annual) statewide-consolidated HUB Report of total expenditures. The report identifies the purchases in six (6) procurement categories described as Heavy Construction, Building Construction, Special Trade, Professional Services, Other Services and Commodities. The report also identifies total dollar amount of contracts awarded, the total dollar amount of contracts awarded to Non-HUBs, and the total dollar amount of contracts awarded to GSC-certified HUBs by each state agency and institution of higher education. This report must be submitted to the Governor, the presiding officer of each House of the Legislature, the members of the Legislature, and the Joint Committee.

### REPORTING FORMAT FOR THE SEMI-ANNUAL AND ANNUAL HUB REPORTS

The HUB Report is printed on 8 1/2" x 11" paper. The format for the HUB Report reflects six (6) procurement categories and six (6) unadjusted HUB goals which are further broken down into "Adjusted HUB Goals" and "Other HUB Goals". The report shows one agency per individual page. The approved-Comptroller assigned object (expenditure) codes included in compiling the HUB Report are identified on **Attachment A**.

The Semi-Annual and Annual HUB Reports are now available for a fee through an ordering process. The statewide HUB report is also available on the Internet via the following web address: [http://www.gsc.state.tx.us/hubbid/hub\\_report/fy0/index.html](http://www.gsc.state.tx.us/hubbid/hub_report/fy0/index.html).

Legislation mandates that the HUB Report contains total expenditure data for all funds: treasury, non-treasury (local funds), subcontract and procurement card data. Each agency and institution of higher education is held accountable for the data reported by their respective agency or institution. **Treasury** data will be reported to the GSC by the Comptroller's Office for each agency and institution of higher education. **Non-treasury** data, **subcontract** data, and **procurement card HUB purchases** must be reported to the GSC by each agency and institution of higher education. GSC will receive the expenditure data as an e-mail attachment in either an ASCII or text format. The GSC's established reporting format is outlined within these procedures. The expenditure data received will be merged to compile the HUB Report.

The following object codes will be excluded: Object codes for benefits, claims and judgments, interfund transfer, interagency payments, investments, other expenses (7071-7806), payment of interest, payment of principal, public assistance payments, rentals and leases, utilities, salaries, wages, travel, grants, scholarships, real estate purchases, rights-of-way, emergency abatement response, "NONE", "BOND", object codes 7297, 7303, 7382, and 7421. See **Attachment A** or visit our website at [http://www.gsc.state.tx.us/hubbid/hub\\_report/fy0/atcha.html](http://www.gsc.state.tx.us/hubbid/hub_report/fy0/atcha.html) for a list of Comptroller-assigned object codes used in compiling the HUB Report. These codes have been identified in the Texas Disparity Study conducted by the National Economic Research Associates, Inc. (NERA) and administered by the Comptroller's Office. Interagency payments made to other state agencies and institutions of higher education are excluded when an agency uses the Comptroller-assigned identification number for payments. **This does not include the agency's Comptroller-assigned federal identification number.** The agency's assigned identification number is in the following format: prefix digit (one digit), base number (nine digits), check digit (one digit), and mail code (three digits). The 9-digit base number for all state agencies and institutions of higher education is the 3-digit agency code repeated three times.

### EXAMPLE:

GSC's Comptroller assigned PIN is 3-303303303-7. The last digit is a check digit (mod ten calculation assigned by the computer). Please call the Comptroller's Payee Section at (512) 463-3660 for check digit information. In addition, payments to Texas Industries for the Blind and Handicapped (TIBH) using vendor identification number 1-741976051-1 are also excluded.

The **treasury, non-treasury, subcontract, and term contract** data received for the 12-month reporting period (September 1, 2000 - August 31, 2001) for Fiscal Year 2001 (FY '01) Annual HUB Report will be consolidated and programmed by GSC. The system will electronically cross reference the State's certified HUB Directory to search for the first 11 digits of the Vendor Identification Number (VID). All PIN/VID number matches will be used to record each agency's and institution's total dollar amount of contracts awarded to certified HUBs. The FY '01 Annual HUB Report will show the total expenditures with all vendors, the total spent with Non-HUBs, and the total spent with certified HUBs for each state agency, institution of higher education, and the State as a whole. For compiling the HUB Report, minority women certified as HUBs will be counted as an ethnic minority. The "Woman" category will include all American Women other than Black, Hispanic, Asian Pacific, or American Indian. The GSC HUB Certification Directory tracks businesses by ethnicity and gender.

Data for the consolidated total expenditures, (treasury, non-treasury, subcontracting, delegated, open market, term contracts, emergency, proprietary, catalogue, exempt, etc.) must be reported to the GSC according to these reporting procedures and legislative mandated timelines. The summary of these payments will form the total expenditure for each agency from which the percentage of the HUB purchases is derived. If the due date for HUB Report data is on a weekend (i.e., Saturday or Sunday), all data will be due on the weekday (Friday) prior to the weekend.

<b>Statewide Reporting Period</b>	<b>6 Month Report (Semi-Annual)</b>
Submit data paid during this range	September 1 through February 28 or 29 (Current FY)
HUB Report data submittal timeline	March 15 (Current FY)
HUB Report available after	April 15 (Current FY)

<b>Statewide Reporting Period</b>	<b>12 Month Report (Annual)</b>
Submit data paid during this range	September 1 through August 31 (Entire Current FY)
HUB Report data submittal timeline	September 15 (Current Annual Year)
HUB Report available after	October 15 (Current Annual Year)

#### Data Included In HUB Report:

- ◆ **Expenditure Codes** - Only records with allowed object codes are processed (see Attachment A of these procedures for a list of Procurement Categories to be used for compiling the HUB Report).  
**NOTE:** The only exception is 7391 (Central Supply Store) which may only be used by agency 303 (GSC).
- ◆ **Treasury** - The total expenditure data reported is based on funds maintained in the State Treasury which are paid through and reported by the Comptroller's Office to the GSC for each state agency or institution of higher education.
- ◆ **Non-Treasury** - The total expenditure data reported is based on funds paid, compiled and reported to GSC by the contracting state agency or institution of higher education which are not maintained in the State Treasury (i.e. local funds).
- ◆ **Sub-Contractor** - The data reported is based on payments made by a Non-HUB Prime Contractor, Vendor or Supplier under contract with a state agency or institution of higher education to a HUB Subcontractor certified by GSC. The contracting state agency or institution of higher education must report this subcontracting data to GSC. If the Prime Contractor is a HUB contractor/vendor, it must perform at least 25% of the total value of the contract with its own or leased employees, as defined by the Internal Revenue Service, in order for the agency to receive 100% HUB credit for the entire contract. If the Prim Contractor is a HUB, then the agency should **NOT** report the HUB subcontracting although it is tracked. If the agency also reported the HUB Subcontracting by the HUB Prime Contractor then the agency would be getting double HUB credit. The prime HUB contractor/vendor may subcontract up to 75% of the contract with HUBs or non-HUB subcontractors.

If the HUB Prime Contractor's subcontracting plan identifies that it is planning to perform less than 25% of the total value of the contract with its own employees, the agency will receive HUB credit for the value of the contract that was actually performed by the prime HUB Prime Contractor.

The object code reported for a HUB Subcontractor payment should be based on the object code used to pay the Non-HUB Prime Contractor. Therefore, when an agency or institution is reporting HUB Subcontractor data, the agency must report the HUB Subcontractor payment identifying the same object

code used to pay the Non-HUB Prime Contractor. The Non-HUB Prime Contractor pays the HUB Subcontractor from the payments received from the agency or institution. GSC uses the total paid within an object code to identify the Non-HUB Prime dollars spent and derive a percentage for HUB Subcontracting. As a rule, the total paid to the HUB Subcontractor should not exceed the total paid to the Non-HUB Prime Contractor. If the object code total for the HUB Subcontractor amount reported is greater than the grand total for the same object code, the HUB subcontracting records will be identified as inaccurate and will be rejected.

- ◆ **DIR Data** - Reported by the Comptroller's Office on behalf of the Department of Information Resources (DIR) for each agency or institution of higher education who purchases goods and services through DIR's Cooperative Contracts Program. An agency or institution of higher education reporting non-treasury funds should not report DIR purchases. The Comptroller will report these purchases for each agency or institution. If non-treasury funds are used to pay DIR, DIR will receive these funds and deposit them in the State Treasury. The payments to the vendors will then be made by DIR with treasury funds. DIR staff enters the purchasing agency's or institution's number, in the USAS "comp/agy obj" field. The Comptroller's Office pulls the purchasing agency's or institution's number from the field and replaces DIR's agency number 313 for all purchases made through DIR's Cooperative Contracts Program. This will include the reporting of the agency's or institution's non-treasury purchases as well as the treasury data, as a DIR purchase.
- ◆ **TPFA Data** - Reported by the Comptroller's Office on behalf of the Texas Public Finance Authority (TPFA) for each agency or institution of higher education who finance large purchases through TPFA. The TPFA staff enters the purchasing agency's or institution's 3-digit number participating in the master lease-purchasing program into the USAS "comp/agy obj" field. The Comptroller's Office pulls the purchasing agency's number from the "comp/agy obj" field and replaces TPFA's agency number 347 for all master lease purchases made out of Fund 735 Appropriation 05755 by the Texas Public Finance Authority. The Comptroller's Office then reports it to GSC with the treasury data.
- ◆ **Interagency Payments** - Interagency Payments are excluded if the agency's or institution's Comptroller-assigned identification (PIN) number is used for payment, NOT the federal identification number. The 9-digit base number for all state agencies/institutions is recognized as agency's 3-digit agency code which is then repeated three times as shown in the example below:

**EXAMPLE:**

GSC's Comptroller assigned PIN is 3-303303303-7. The last digit is a check digit (mod ten calculation assigned by the computer). Please call the Comptroller's Payee Section at (512) 463-3660 for check digit information. Payments to Texas Industries for the Blind and Handicapped (TIBH), vendor identification number 1-741976051-1 are excluded provided that the VID listed here is used for the payment.

- ◆ **Term Contract** - If the payment is identified as a Term Contract, it is excluded from each agency's/institution's total expenditure base and shown as a separate line item. In accordance with legislation, Term Contracts will be subtracted from each agency's/institution's base totals and will be shown under GSC's Central Procurement Services. Purchase Category Codes (PCC) identify Term Contracts. The Vendor Identification (VID) is also verified as a term contract vendor against GSC purchase order history file. Listed below are the PCCs used to identify a term contract:
  - A - Purchase of items from GSC term contracts using the GSC automated purchasing system (Automated purchase orders). See GSC Rule 1TAC 113.10 - GSC Term Contract Purchase.
  - B - Purchase of a pre-scheduled bid opening date, allowing the GSC to confirm orders for goods (e.g., calendars, groceries, fertilizer, etc.). See GSC Rule 1TAC 113.10 GSC Term Contract Purchase.
  - C - Purchases from GSC Non-Automated Term Contracts using hard copy requisition/purchase order form rather than the automated purchasing system (Re: PCC "A"), (e.g., custom blank forms, custom printing on envelopes, paper, etc.). See GSC Rule 1TAC 113.10 GSC Term Contract Purchase.
  - J - Purchases of books and other library materials on contracts (Term Contract - Commodity Class 715). See GSC Rule 1TAC 113.10 - GSC Contract Purchase.

**Note 1:** To report non-treasury term contracts use "A", "B", "C", or "J" as the "1 character" type of record. Non-treasury dollars are still coded "N" and non-treasury and treasury subcontracting dollars are still coded "S". Please refer to pages 17-18 of these procedures for information regarding the format for submitting non-treasury and/or subcontracting data.

**Note 2:** The procurement card is a payment method and its use is not to circumvent any statutory or regulatory purchasing requirement, (e.g., the use of CMBL for obtaining three bids with a minimum of two bids from HUBs and QISV purchasing procedures). Procurement card purchases using treasury funds are identified using PCC "H" (not PCC "A") and procurement card purchases using non-treasury funds are identified through payment identifier "N", and the Bank of America's (BOA) VID number. If the payment identifier or BOA's VID number is identified as a procurement card purchase, it will remain in each agency's and universities' total expenditure base.



## STATE OF TEXAS UNADJUSTED HUB GOALS

Effective FY '96, the State of Texas no longer has an overall HUB goal. There are six procurement categories and each procurement category has an unadjusted (overall) goal which is further divided into two sub goals (adjusted HUB goal and other HUB goal), see table below. The six procurement categories and HUB goals are based on the results of the Texas Disparity Study, which was administered by the Comptroller's Office and conducted by National Economic Research Associates, Inc. (NERA) in December 1994. The Texas Disparity Study HUB goals were determined based on availability and utilization of HUBs. Texas law mandated GSC to promulgate rules to implement the results of the study. These goals were adopted by GSC and became effective in October 1995. The current six procurement categories for the State of Texas are Heavy Construction, Building Construction, Special Trade, Professional Services, Other Services, and Commodity Contracts. Each unadjusted HUB goal for each Procurement Category is further divided into two sub goals: Adjusted HUB and Other HUB goals as follows:

<u>Procurement Category</u>	<u>Unadjusted HUB Goal</u>	<u>Adjusted HUB Goal (Underutilized)</u>	<u>Other HUB Goal (Overutilized)</u>
Heavy Construction:	11.9%	6.6% (BL, HI, AS, AI)	5.3% (WO)
Building Construction:	26.1%	25.1% (BL, HI, WO)	1.0% (AS, AI)
Special Trade:	57.2%	47.0% (BL, HI)	10.2% (AS, AI, WO)
Professional Services:	20.0%	18.1% (BL, HI, WO)	1.9% (AS, AI)
Other Services:	33.0%	33.0% (BL, HI, AS, AI, WO)	N/A
Commodity Purchasing:	12.6%	11.5% (BL, HI, WO)	1.1% (AS, AI)

HUB Groups are identified as follows:

**AI** = American Indian

**AS** = Asian Pacific American;

**BL** = Black American;

**HI** = Hispanic American;

**WO** = American Woman (all women excluding AI, AS, BL, and HI women).

For more details on HUB Goals (Adjusted (Underutilized) & Unadjusted (Overutilized)), please refer to the Texas Disparity Study. GSC HUB Rules and the GSC Chairman's letter dated September 13, 1995, regarding "Implementation of New HUB Rules, 1TAC 111.11-111.24".

### MULTIPLE PIN/VID NUMBERS

State agencies and universities will receive HUB credit for payments made to HUBs, who are actively certified by GSC during the reporting period. This is determined by ensuring that the 11-digit VID number used for certification matches the same 11-digit VID number used for issuing the purchase order and identifying the same VID for payments.

The GSC HUB Certification/Compliance Program uses an 11-digit VID number as the certification number and assigns a 5-digit vendor number. Both the 11-digit VID and the 5-digit vendor number are printed on the HUB certificate. State agencies and universities may search for HUBs by using the 11-digit VID number, the 5-digit vendor number, vendor's name, HUB Category or Commodity Code (effective 12/01/99). Please see the GSC electronic **HUB Directory** is located at the following Internet address: <http://www.gsc.state.tx.us/cmb/hubonly.html>. Listed below are the two digit HUB category codes:

- 01 - Heavy Construction other than Building Contracts
- 02 - Building Construction, including General Contractors and Operative Builders
- 03 - Special Trade Construction
- 04 - Financial and Accounting Services
- 05 - Architectural/Engineering and Surveying Services
- 06 - Other Services including Legal Services
- 07 - Commodities Wholesale
- 08 - Commodities Manufacturers
- 09 - Medical

**Note:** This is in addition to the commodity code class and item search for all vendors available on the Centralized Master Bidders List (CMBL), located at the following Internet address: <http://www.gsc.state.tx.us/cmb/cmbhub.html>

The GSC Certification/Compliance Team accesses the Comptroller's Texas Payee Identification System (TPIS) to verify the payment history under the VID number submitted by the vendor on the HUB Certification application (**This verification does not automatically confirm the correct assigned VID**).

GSC follows the same guidelines for VID numbers set by the Comptroller's Office based on the type of ownership. Sole proprietorships are identified by an assigned federal EIN number or a social security number. If the 9-digit base is a federal VID Employer Identification Number (EIN), then the prefix digit is a one (1). If the nine digit base is a **Social Security Number (SSN)**, then the prefix digit is two (2). If the 9-digit base is a **Comptroller assigned temporary number**, then the prefix digit is a three (3).

If an agency determines that there is a VID number discrepancy between GSC's certification, the Comptroller's, and/or the agency's payment records for a vendor, the agency should notify the vendor and GSC Certification Team at (512) 463-5872 or 1-888-863-5881. Research will be conducted by GSC's Certification Team, and the vendor record will be updated accordingly. GSC will list the most current number as the active number based upon the documentation received from the applicant for certification. Notification to the requesting agency regarding the correct VID number for the certified HUB will be rendered by GSC's Certification Team. Once the research is complete, the Comptroller's Office and the agency's Accounting Office must also update the vendor's record by inactivating or deleting multiple or old PIN/VID numbers.

### HUB APPLICATION PROCESSING TIMELINES

GSC is committed to processing all thoroughly completed HUB applications received within 30 days. To be certified as a HUB, the applicant must meet all the eligibility requirements under the HUB Program including active participation and control in the management of the business' affairs. Due to the high volume of applications traditionally received in the last month of the reporting periods (February and August), GSC must implement a cut-off date in order to guarantee the processing. All thoroughly completed applications received within the timelines outlined below will be processed and included in compiling the HUB Report.

Fiscal Year Report Timelines	Agency Submittal	GSC Application Processing
9/1/ (Current FY) - 2/29/ (Current FY)	2/15/ (Current FY)	3/15/ (Current Annual Year)
9/1/ (Current FY) - 8/31/ (Current FY)	8/15/ (Current FY)	9/15/ (Current Annual Year)

### HUB CERTIFICATION AND COMPLIANCE PROCEDURES

The objective of the HUB Certification and Compliance Program is to ensure that all eligible HUBs who apply for HUB certification are certified, and those businesses are audited to maintain the integrity of the certification program. All applications received for certification or recertification are entered into GSC's internal Certification Application Tracking Database, and are visually checked for completeness, original signatures, and the submission of all required documents. The Certification Application Tracking Database assists GSC in determining the status of any application from the initial date of receipt to the date processed. The Certification Team makes determinations of eligibility through a certification/compliance review.

The Commission will conduct a compliance review of all applicants seeking initial certification and/or renewal of certification (if necessary). The Commission also reserves the right to conduct on-site reviews based upon the following criteria:

- **External Reporting** - Complaints received in writing from other state agencies, external customers or other political subdivisions.
- **Random Selection** - Through an internal automated selection/function by city, county, or zip code.

Compliance reviews are conducted to determine HUB eligibility during the certification process. All applications entered into the electronic HUB Directory with a "P" (**PENDING**) status are not approved and will not be included or counted on the HUB Report. **The "P" status will be changed to "A" (ACTIVE) after the compliance review is completed and a determination is rendered that the business is eligible.**

After the Certification/Compliance Team has completed the compliance review, all applicants/businesses are given the opportunity to appeal the Commission's determination of ineligibility (denial/revocation) within 30 days. Applicants that do not appeal within the time allotted will become inactive and identified with status code "X" (AUDIT REMOVAL) in the HUB database. Questions regarding the reasons for audit removal should be directed to the HUB Certification/Compliance Team at (512) 463-3419.

The HUB Reporting program identifies HUBs as follows:

- ◆ **HUB CREDIT** - If a payment made to an 11-digit VID is identified as a GSC-Certified HUB, it is added to the total expenditure column and either the "Adjusted" HUB column or the "Other" HUB column.
  - Agencies will receive HUB credit for all records with approved code 'A', regardless of expiration dates.
  - Agencies will receive HUB credit for all records with the status code of "D, G, I, M, O, V, X" **if the date off is within the fiscal year or reporting period** (i.e. 9/1 - 8/31 of the current fiscal year).
  
- ◆ **NO HUB CREDIT** - If a payment made to an 11-digit VID cannot be identified as a HUB, then the amount is added to the total expenditure column and the Non-HUB column.
  - Agencies will not receive HUB credit for all records with the status code of "P, R or N"
  - Agencies will not receive HUB credit for all records with the status code of "D, G, I, M, O, V, X" and the **date off is outside reporting period** (i.e. 9/1 - 8/31 of the previous fiscal year).

If a HUB vendor is certified at anytime during a reporting period, (i.e. 9/1 - 8/31), an agency will receive HUB credit for the entire fiscal year (retroactive). In addition, if a vendor is decertified at any time during the reporting period (i.e., beginning, middle or end of the fiscal year), your agency will still receive HUB credit for the entire fiscal year.

There are eleven Status Codes in the GSC HUB Directory. These status codes are identified below:

A - Active	I - INACTIVE TxDOT	R - Rejection
D - Decertified TxDOT	M - Mail Returned	V - Vendor Requested Removal
G - Graduated	N - Not HUB	X - Audit Removal
O - Old VID	P- Pending a Review	

**HUB CERTIFICATION APPLICATION (DATED 11/99)**

GSC implemented a new HUB application to prepare for the new Centralized Master Bidders' List requirements mandated by legislation. Effective September 1999, GSC moved from a " mid-level certification program " to a "full-level certification program." Under GSC's full-level certification program, businesses are now required to submit documentation to determine their eligibility. Businesses certified under the full-level certification program are approved through an on-site or a desk audit compliance review. The full-level certification program is consistent with other reputable certification entities and will assist GSC in developing a reciprocal certification initiative.

**Required Documentation:** Texas Government Code, Chapter 2161, authorizes the Commission to establish HUB Rules and procedures for the implementation of the HUB Certification and Compliance Program. In accordance with GSC's adopted HUB Rules, Section 111.17 (b), "If requested by the Commission, the applicant must provide any and all materials and information necessary to demonstrate active participation in the control, operation, and management of the historically underutilized business." A legible copy of each document outlined on page 7 and 8 of the HUB application titled "Required Documentation for HUB Certification" must accompany Section II of the application for the business structure as identified:

Sole Proprietorship / Self Employed:

A Business structure solely owned 100% percent by one individual identified within the eligible HUB groups, regardless of the employment of additional staff.

Partnership:

At least two or more persons, who are identified within the eligible HUB groups, own 51% percent of the assets or interest. Individuals must have proportionate interest and demonstrate active participation in the partnership's affairs.

Corporation:

At least one or more persons within the eligible HUB groups own 51% percent of all classes of stock or equitable securities.

Joint Venture:

Each entity involved in the joint venture must meet HUB eligibility requirements for certification (i.e., if a joint venture is made up of two sole proprietorships, each sole proprietorship will submit separate documents to identify themselves as such).

Other Legal Recognized Business Entities:

Under the Laws of the State of Texas these are businesses created for the purpose of making a profit in which 51% percent of the assets and interest or class of stock and equitable securities are owned by one or more persons within the eligible HUB groups. For example: (i.e. Limited Liability Companies/Corporations, Limited Liability Partnerships).

**In accordance with House Bill 625, 75th Legislative Session, codified at Section 552.127 (a), Texas Government Code, documentation submitted in conjunction with a HUB certification and compliance review is exempt from public disclosure.**

The new Centralized Master Bidders List (CMBL) and Historically Underutilized Business (HUB) applications with instructions are located at the following Internet address:

<http://www.gsc.state.tx.us/hubbid/forms/cmbi-app.pdf>

**EXPENDITURE (OBJECT) CODES INCLUDED IN HUB REPORT (SEE ATTACHMENT A)**

The object codes included in the HUB Report were reviewed and developed by a subcommittee of the HUB Cooperative Committee, which evaluated all existing Comptroller object codes. The subcommittee reviewed each object code definition and made a determination whether to include or exclude the object code. The selection criteria allows and includes all object codes that pertain to the purchase of goods, services, and public works contracts and excludes all object codes that pertain to benefits, claims and judgments, interfund transfers, interagency payments, investments, other expenses (7071-7086), payments of interest, payments of principal, public assistance payments, rentals and leases, utilities and salaries, wages, travel, grants, scholarships, real estate purchases, rights-of-way, emergency abatement response, "NONE", "BOND", and object codes 7297, 7303, 7382, and 7421. Total expenditures are awarded contracts with allowable object codes, which are actually paid from treasury and non-treasury funds. This includes delegated, open market, term contract, proprietary, emergency, and exempt purchases.

In December, 1994, the National Economic Research Associates, Inc. (NERA) conducted the Texas Disparity Study and presented a report to the Texas Legislature as mandated by H.B. 2626, 73rd Legislature. Within this report, NERA used a list of object codes and corresponding procurement categories to conduct the study, which identified results of State agencies' expenditures and utilization with HUBs. The GSC includes only the object codes used in the Texas Disparity Study as part of the HUB Report and excludes those codes and categories, which were not included.

**IMPORTANT NOTE:** GSC requires that each state agency and institution of higher education obtain joint agreement and approval from the GSC (HUB Reporting Section) and the Comptroller's Office, Claims Division when requesting changes to the approved/included list of object codes. The requesting agency or institution of higher education should make the object code change request to the GSC HUB Reporting Section and copy the Comptroller's Office, Claims Section. If requesting a new object code, the request should be made to the Comptroller's Office, Claims Section and copy the GSC HUB Reporting Section.

GSC and the Comptroller's Office will then make the determination about whether the change to the object code or the new object code should be included or excluded in the HUB Report. It is the intent of the GSC to include only those object codes that have been identified within the 1994 State of Texas Disparity Study. Likewise, it was never the intent of the statute (H.B. 2626) to exclude any contract opportunities, which may be categorized under an excluded object code. GSC and the Comptroller's Office developed an automated HUB Report using the existing resources available through the current system. The system is consistent and measures all agencies equally. For the purpose of the HUB Report, an object code is either entirely included or entirely excluded. Therefore, if a contract is awarded under an excluded object code, then HUB credit cannot be received because the contract dollars are not part of the agency's or institution's total expenditures. GSC encourages agencies to seek creative options to report good faith efforts and contract opportunities from the excluded object codes. It may require an agency or institution to shift from the current

way of coding an excluded contract by breaking down the contract and using included object codes for coding part of the contract. See the examples below:

**Example #1 - 7666 - Medical Services and Specialties** - The Texas Department of Health (TDOH) has a large client service contract with National Heritage Insurance Company (NHIC). NHIC is the Health Care Financing Program's Prime Contractor for processing insurance claims for the Texas Medicaid Program. This contract is classified under object code 7666 (an exempt code). NHIC subcontracted part of the contract with a HUB. Since the NHIC contract is not part of the base for this agency's or institution's total expenditures, HUB subcontracting cannot be reported. In order for TDOH to receive HUB subcontracting credit, all expenditures under 7666 must be included, not just the NHIC contract. This would adversely affect TDOH's overall percentage and would greatly influence other state agencies as well. For example, the NHIC contract could be coded as follows:

If the NHIC contract was a \$10 million dollar contract and the actual payments made by NHIC to clients for medical reimbursements was \$7 million, the remaining \$3 million would be the amount paid to NHIC for administering this client reimbursement contract. GSC proposes that only \$7 million (actual client reimbursements) should be coded as 7666. The other \$3 million should be coded under an object code from the included list of objects codes used to compile the HUB Report which will best describe the service that NHIC is performing. All questions regarding expenditure codes should be directed to the Comptroller's Office, Claims Division at (512) 463-4850. Any other contracts with related administrative fees must be included under the same selected object code so that TDOH can hold NHIC accountable for subcontracting with HUBs. TDOH can then submit the HUB subcontractor dollars and receive credit on the HUB Report.

**Example #2 - 7462 - Rental of Office Buildings or Office Space** - The Texas Department of Human Services (TDHS) has very large leasing contracts throughout the State. The expenditure (object) code for leasing (7462) is currently exempt from the HUB Report. However, within a lease contract, there are contracting opportunities where a good faith effort could be made. A lease contract can be broken down to reflect the actual services performed within the contract. For example, at a minimum, the following object codes could be used to report services included in a full lease or a net lease contract: **7277 - Cleaning Services; 7271 - Maintenance and Repair - Grounds and Land; 7266 - Maintenance and Repair - Buildings.**

Breaking down the lease contracts with these included expenditure codes allows TDHS to hold the lessor accountable for subcontracting with HUBs. TDHS can now be measured on all transactions that are within the included expenditure codes and receive full credit through the HUB Report for their committed efforts. **All subcontracting must be reported under the same object code in which the Prime Contractor was paid.**

**SUPPLEMENTAL SUMMARY LETTER (Optional)**

In accordance with GSC Rule 111.13 §(d), a state agency may also demonstrate good faith efforts under this section by including a supplemental letter with documentation as prescribed by the Commission:

1. Identifying the percentage of contracts awarded to women and/or minority-owned businesses that are not certified as HUBs;
2. Demonstrating that a different goal from that identified in §(b) of this section was appropriate given the agency's mix of purchases;
3. Demonstrating that a different goal was appropriate given the particular qualifications required by an agency for its contracts; or
4. Demonstrating that a different goal was appropriate given that graduated HUBs cannot be counted toward the goal.

The summary letter must outline an agency's or institution's good faith efforts regarding procurement opportunities for HUBs. The summary letter should provide a comprehensive representation of the entity's efforts and may address any unique purchasing requirements not directly reflected within the totals and percentages. **This letter may also document the use of graduated HUBs no longer certified by the GSC and the dollar amount of actual payments made.** The format of the summary should be as follows:

- ◆ The **one page** supplemental summary letter must be an original on agency letterhead paper (standard 8½ x 11);
- ◆ The first line should be the title line, which should include the agency's 3-digit number. For example:

**"Supplemental Summary for FY '01 Semi-Annual or (Annual HUB) Report for Agency 303"**

- ◆ Please do not include attachments **one page only**;
- ◆ Do not include date, address, or salutation line;
- ◆ Suggested font size should not be less than "10". The margins should be at least 1.5 inches;
- ◆ The supplemental summary letter must be in portrait print view;
- ◆ The agency's or institution's President, Commissioner, Board Member, Executive Director or Purchasing Director must sign the summary letter;
- ◆ The agency address, phone number and/or e-mail address should be listed in the body of the letter or contained on the letterhead;
- ◆ A point of contact and phone number should be included in the body of the letter;
- ◆ An original, unfolded, unstapled supplemental summary letter must be submitted to Angie B. Brown, GSC HUB Reporting Coordinator, for inclusion in the HUB Report by March 15<sup>th</sup> or September, 15<sup>th</sup>.

**\*\* (Please do not submit your agency's supplemental letter to the GSC HUB Programmer).**

**Summaries of a negative tone towards another governmental agency will NOT be published.** The subject of the summary must be directly related to your agency's Outreach and Good Faith Efforts. Again, this **one page** supplemental summary letter is not mandatory but if submitted, it must be according to these guidelines and the timelines listed. See a sample summary letter on the following page.

**T E X A S**  
**FOREST SERVICE**  
The Texas A&M University System

**Supplemental Summary for FY'00 Annual HUB Report for Agency 576**

The following summary of activities demonstrate the Texas Forest Service's good faith efforts to improve the participation of HUB's in the agency's purchasing and contracting functions.

As a TAMU System component, the Texas Forest Service (TFS) participates in the TAMU HUB Advocacy Program in order to enhance the agency's good faith efforts. Also, as a TAMU System component, TFS construction and renovations projects are undertaken in accordance with procedures set forth in the Texas A&M University System Procedures for Physical Plant Construction Projects, which include procedures for HUB participation.

TFS policy requires all delegated purchases of commodities and services to be accomplished in accordance with adopted General Services Commission's (GSC) rules in a effort to maximize contracting opportunities with HUBs. TFS Purchasing Procedures (supplement to TAMUS System Policies) sets forth guidelines for personnel to follow to ensure maximum opportunity to certified HUB vendors.

The TFS Purchasing Office continues to instruct and work with agency departments in utilizing GSC's CMBL/HUB vendor list in order to increase the number of HUB vendors solicited and awarded non-competitive spot purchases of less than \$2,000. The Purchasing Office also continues to maintain and utilize it's in-house computer program to monitor the number of HUB bid requests solicited, number of HUB responses received and number of awards made to HUB's.

Ongoing TFS out-reach efforts continue the agency's commitment to increase opportunities for HUB's. In cooperation with the Texas Agricultural Extension Service, the Texas Engineering Experiment Station, and the Texas Transportation Institute, the TFS is currently developing a group agency Mentor-Protégé Program that will assist HUB's and potential HUB's on how to do business with these agencies. This program's first forum, "Purchasing From The Inside" is scheduled for October 2000 in College Station, TX. In order to foster relationships with local HUB's, during FY 2001 this program will be extended to other parts of the state where these agencies have departmental/field office locations.


As part of the agency's out-reach efforts, the TFS participated in the following for FY2000:

(1) Sixth Annual Forum of Economic Opportunities in Houston, TX - Dec. 8, 1999, (2) First Economic Opportunity Forum of the New Millennium in Austin, TX - Jan. 20, 2000, (3) Doing Business in the Millennium and Beyond in Dallas, TX - April 6, 2000, (4) Government Procurement Connections 2000 in Houston, TX - April 25, 2000, (5) Fourth Annual Vendor/Hub Show in Huntsville, TX - May 2, 2000, (6) Second Congressional District Economic Opportunity EXPO 2000 in Lufkin, TX - Aug. 9, 2000

During FY 2000 the TFS was able to renew two major contracts with HUB vendors. The renewals were to Cutting Edge Communications, a certified HUB and Garcia Forestry, a non-certified minority-owned business.

Due to a severe wildfire season throughout the State of Texas this year the TFS had to execute numerous emergency purchases to support agency operations during Emergency Response Operations. These operations have to be expedited immediately upon wildfire occurrence and usually occur in remote areas of the state. These emergency conditions frequently cause situations where adequate HUB sources are not available within the time frames and locations required by the agency's emergency operations.

Sincerely,

  
Tom Boggus  
Associate Director

## SUPPLEMENTAL REPORTS (Required)

The Legislature has established reporting requirements for state agencies and institutions of higher education on contracting with HUBs. Pursuant to Senate Bill 178 codified in the Texas Government Code, Section 2161.122 § (c) state agencies shall report to the General Services Commission (GSC), the following information classified by group status as defined in Texas Government Code, Title 10 Subtitle D, Chapter 2161.001 § (3) by ethnicity and gender.

### HUBS PARTICIPATING IN STATE BOND ISSUANCES (REQUIRED)

1. **Number of HUBs participating in state bond issuances (applicable to State of Texas Bond Issuers).** This applies to agencies listed at the following Internet address: <http://www.brb.state.tx.us/brbpages/finance/issuers.shtml>. State agencies and institutions of higher education who issue bonds are required to report to the (GSC) the number of HUBs who participated in the agency's bond issuance, classified by group status. An authorized agency representative must sign the report (see next page for reporting format).

### HUBS SUBMITTING BIDS/PROPOSALS (REQUIRED)

2. **Number of HUBs submitting bids and/or proposals for the acquisition, construction, equipping, or operational implementation of state facilities or programs.** State agencies and institutions of higher education are required to report to (GSC) the number of HUBs submitting bids and/or proposals for the acquisition, construction, equipping, or operational implementation of state facilities or programs. An authorized agency representative must sign the report. This report is not limited to construction or facilities, but tracks all HUB bids and proposals received (not HUB bids solicited or HUB Bids awarded) for the purchase of goods and services are included (see next page for reporting format). The number of bids (quotes or offers) and proposals to include and document in this reporting requirement are:

- Delegated Purchases (informal (telephone) & formal (written)) Bids
- Open Market (Commodity & Services) Bids
- Qualified Information System Vendor (QISV)/Catalogue Bids
- Request for Proposals/Competitive Sealed Proposals
- Emergency Bids
- Proprietary Bids
- Term Contract Bids (if applicable).

### 3. NUMBER OF CONTRACTS AWARDED TO HUBS (REQUIRED)

**Effective September 1999,** State agencies and institutions of higher education are required to report to GSC the number of Contracts Awarded to HUBs for the acquisition, construction, equipping, or operational implementation of state facilities or programs. An authorized agency representative must sign this report. This report is not limited to construction or facilities, but tracks all Contracts awarded to HUBs for the purchase of goods and services. The number of contracts awarded to include in this reporting requirements are:

- Delegated Purchases (informal (telephone) & formal (written))
- Open Market (Commodity & Services)
- Qualified Information System Vendor (QISV)/Catalogue
- Request for Proposals/Competitive Sealed Proposals
- Emergency
- Proprietary
- Term Contract Bids (if applicable).

Supplemental forms are available on the internet at the following website:  
[http://www.gsc.state.tx.us/hubbid/hub\\_report/fy0/hubpro.html#supplemental\\_reports\\_form](http://www.gsc.state.tx.us/hubbid/hub_report/fy0/hubpro.html#supplemental_reports_form)



**SUPPLEMENTAL LETTER AND SUPPLEMENTAL REPORTS TIMELINES****Fiscal Year Report Timelines**

9/1/(Current FY) - 2/29/(Current FY)

9/1/(Current FY) - 8/31/(Current FY)

**Supplemental Reports & Letters**

3/15/(Current FY)

9/15(Current Annual Year)

**HUB Report Available**

4/17/ (Current FY)

10/16/(Current Annual Year)

**Note:** The HUBs State Bond Issuances Report the HUB Bids and Proposals Received Report and the Number of Contracts Awarded to HUBS Report may be mailed or faxed to (512) 305-9072.  
Mail your reports and supplemental letters to:

**US Mail Delivery**

General Services Commission

Attn.: GSC's HUB Reporting Coordinator

PO Box 13047

Austin, Texas 78711-3047

**Hand Delivery/Overnight Delivery/Interagency Mail**

Central Services Building

Attn.: GSC's HUB Reporting Coordinator, 3<sup>rd</sup> floor

Suite 307

1711 San Jacinto

Austin, Texas 78701

**Note:** The GSC will be working collectively with the Comptroller's office to identify a tracking mechanism in the USAS to track the contracts of each agency.

**HUBs Participating in State Bond Issuances (REQUIRED)**  
**(Applicable to State of Texas Bond Issuers)**

Fiscal Year \_\_\_ Semi-Annual or Annual HUB Report

Agency Name \_\_\_\_\_ Agency Number \_\_\_\_\_

Ethnic and Gender Categories	AS		BL		HI		AI		WO	Total
	M	F	M	F	M	F	M	F	F	
Number of HUBs participating in state bond issuances										

Authorized Signature \_\_\_\_\_

Phone Number \_\_\_\_\_

Printed Name \_\_\_\_\_

Title \_\_\_\_\_ Date \_\_\_\_\_

**HUBs Submitting Bids and/or Proposals (REQUIRED)**  
**(Applicable to all state agencies & Institutions of higher education.)**

Fiscal Year \_\_\_ Semi-Annual or Annual HUB Report

Agency Name \_\_\_\_\_ Agency Number \_\_\_\_\_

Ethnic and Gender Categories	AS		BL		HI		AI		WO	Total
	M	F	M	F	M	F	M	F	F	
Number of HUB Bids/Proposals Received:										

Authorized Signature \_\_\_\_\_

Phone Number \_\_\_\_\_

Printed Name \_\_\_\_\_

Title \_\_\_\_\_ Date \_\_\_\_\_

**Number of Contracts Awarded to HUBS (REQUIRED)**  
**(Applicable to all state agencies & institutions of higher education.)**

Fiscal Year \_\_\_ Semi-Annual or Annual HUB Report

Agency Name \_\_\_\_\_ Agency Number \_\_\_\_\_

Ethnic and Gender Categories	AS		BL		HI		AI		WO	Total
	M	F	M	F	M	F	M	F	F	
Number of Contracts Awarded										

Authorized Signature \_\_\_\_\_

Phone Number \_\_\_\_\_

Printed Name \_\_\_\_\_

Title \_\_\_\_\_ Date \_\_\_\_\_

AS=Asian Pacific; BL=Black; HI=Hispanic; AI=American Indian; WO=Woman Owned; M= Male; F= Female

**NOTE:** The number of bids (quotes or offers), proposals and number of contracts awarded to include and document in this reporting requirement are: Delegated Purchases {informal (telephone) & formal (written)} Bids, Open Market (Commodity & Services) Bids, Qualified System Vendors (QISV)/Catalog Bids, Request for Proposal/Competitive Sealed Proposals, Emergency Bids, Proprietary Bids, and Term Contract Bids (if applicable).

## ELECTRONIC SUBMISSION OF PAYMENT DATA

State agencies and institutions of higher education with non-treasury funds, which **are not maintained** in the State Treasury (i.e. local funds), subcontracting, group purchasing, term contract, or procurement card purchases are **required** to submit payment data to GSC. The Payment data to compile the HUB report, must be submitted as an e-mail attachment to Victor Villegas, Systems Analyst. Below are instructions for submitting payment data as well as some additional information needed for accurate record keeping and for confirming receipt of data by GSC.

### I. Format of Electronic Data

The electronic payment information for the HUB Report **must be saved in ASCII or text format**. It is preferable that you put all of your payment data in one file, however, multiple files are acceptable, just be sure to indicate that you are submitting more than one file so we can make sure **ALL** the data submitted is included in the report. The payment data must be stored in the following sequence:

<b>Agency Code</b>	<b>5 characters</b>	<b>Fill with leading zeroes</b>
<b>VID</b>	<b>11 characters</b>	<b>No dashes, spaces, or alpha characters allowed</b>
<b>Vendor Name</b>	<b>20 characters</b>	<b>Uppercase, with trailing spaces (no tabs, or special characters)</b>
<b>Object Code</b>	<b>4 characters</b>	<b>The 4-digit object code must be on the approved/included list of object codes</b>
<b>Dollar Amount</b>	<b>12 characters</b>	<b>Fill with leading zeroes, first 9 are whole dollars, next is a period, last 2 decimals, if negative replace the <u>first leading zero with a dash ("-")</u></b>
<b>Type of Record</b>	<b>1 character</b>	<b>'N' for Non-Treasury, 'S' for Subcontracting, 'G' for Group Purchasing, 'A' or 'B' or 'C' or 'J' for Term Contract, 'H' for Credit Card</b>

### EXAMPLE

```
|--5--|-----11-----|-----20-----|4-|-----12-----|1|
0072915209401020BATTERIES INC          7300-00006320.88G
0072915209401020BATTERIES INC          7400-00000340.81G
00729194113818337BIO-RAD LABORATORIES7310000000093.00G
0072919426404653GENERAL MEDICAL CORP73000000000684.54G
0072919426404653MCKESSON GENERAL MED73000000002632.90G
```

**NOTE:** The set of numbers identified above denote the number of characters for each section.

### II. Naming Files

When you save your payment data in electronic format, please use the following guidelines to name your file(s):

**999\_FY#.HUB** where 999 represents your agency number and "#" is the FY designator (e.g., 1 for fiscal year 2001).

**EXAMPLE:**  
**303\_FY1.HUB**

### III. E-mail

E-mail your payment data, as an attachment, to [victor.villegas@gsc.state.tx.us](mailto:victor.villegas@gsc.state.tx.us). Please be sure to use the same data format and naming conventions described in items I and II above. Also, please make sure to include **in all your e-mail correspondence**, the following contact information:

- **Contact Name and/or alternate Contact Names**
- **Agency Name**
- **Three digit Agency Number**
- **Phone Numbers**
- **E-mail address**
- **Number of files and records submitted**

**Reminder:** In order to ensure that all of the payment data you send to GSC gets included in the HUB Report, it is imperative that you provide your contact information as indicated above so that we can confirm receipt of the data.

You may submit **test data** at anytime during the reporting period to ensure the format of the data submitted is correct. The test data must be identified as **test data**. It is recommended that the test data be submitted at least **two weeks** before the reporting timeline to verify correct format and to allow time for format changes.

If you have any questions relating to **submitting electronic payment data**, you may contact Victor Villegas at (512) 463-8157 or by e-mail at [victor.villegas@gsc.state.tx.us](mailto:victor.villegas@gsc.state.tx.us).

#### **SPECIAL INITIATIVE REGARDING DRAFT REPORT**

Starting FY'00 as a courtesy to state agencies and institutions of higher education, the GSC compiled each agency's payment data and placed it on the GSC web-site as a Draft Report for a short time. The Draft Report allows state agencies and institutions of higher education to view Sections I-VI, Section VII Summary by Agency, the Consolidated Report & Analysis of Awards by Certified HUBs, and the Agency Detail Reports in order to correct any discrepancies that may appear.

The Draft Report will become available every year before to the release of the Semi-Annual and Annual Reports for a **minimum of three days** which will be determined in the February and August HUB reporting reminder correspondence.

It is the responsibility of each state agency and institution of higher education to determine the accuracy of their Draft Report data. If the agency finds that the Draft Report is accurate, no action is necessary. If the agency discovers any inaccuracies the agency must make the necessary corrections to the original ASCII/Text file(s) submitted to GSC and resubmit the **entire file(s)**. If the agency fails to resubmit the entire file, including the corrections, the data will be rejected. Resubmission of the corrected data and corrections must be in the same format identified in items III, II and I of Electronic Submission of Payment Data. The GSC must receive resubmission of data no later than 5:00 p.m., on the day identified in the February and August HUB reporting reminder correspondence. Any payment data received after 5:00 p.m. will be rejected.

If you have any questions on **submitting corrected file data**, you may contact Victor Villegas at (512) 463-8157 or by e-mail at [victor.villegas@gsc.state.tx.us](mailto:victor.villegas@gsc.state.tx.us).

## REPORTING OF TREASURY FUNDS (DATA WILL BE REPORTED BY THE COMPTROLLER'S OFFICE FOR EACH STATE AGENCY/INSTITUTION OF HIGHER EDUCATION)

Treasury funds are funds deposited and maintained in the State Treasury. These are payments made (not processed) during the reporting period from treasury funds. They are purchases of goods, services, and public works contracts (which include delegated, open market, term contracts, proprietary, QISV, emergency and exempt purchases) from the approved/included list of object codes. These payments are processed and reported by the Comptroller's Office for each state agency and institution of higher education. The treasury data reported will be identified by using the Comptroller's object codes listed on **Attachment A. State agencies, which only have treasury funds and do not use subcontractors or the agency procurement card, do not need to report any data to GSC.**

### Format for Electronically Submitting Treasury Data (Comptroller's Format)

ASCII detail records with the following fields:

- |                               |                       |  |
|-------------------------------|-----------------------|--|
| • Payee/Vendor Identification | 11 numeric characters | If the PIN/VID contains more than 11 numeric characters, submit only the first Eleven. No dashes, spaces or characters are allowed.          |
| • Agency Code                 | 3 characters          | For example, 303   |
| • Object Code                 | 4 characters          | The 4-digit object code must be on the approved/included list of object codes.   |
| • Dollar Amount               | 13 numeric characters | First 10 are whole dollars, then a period, and the last two are decimals.  |
| • Vendor Name                 | 20 characters         | Uppercase. If less than 20 characters, fill in with spaces after the vendor name. <b>A, B, C, J</b> or blank space (for non-term contracts). |
| • TPFA Identifier             | 1 character           | <b>Y</b> (for TPFA).   |
| • DIR Identifier              | 1 character           | <b>Y</b> (for DIR).  |

**Note:** The contract identifier is requested because GSC must identify and report all Term Contracts (automated, scheduled, non-automated, and delegated). These would be the ones with the Purchase Category Codes (PCC) of **A** = automated term contracts, **B** = scheduled purchases, **C** = non-automated term contracts, and **J** = books, library reference materials on contract (class 715). The PCC for procurement card payments to Bank of America (BOA) is "H".

## REPORTING OF NON-TREASURY FUNDS (DATA MUST BE REPORTED BY EACH STATE AGENCY/INSTITUTION OF HIGHER EDUCATION)

Non-treasury Funds are funds, which are not deposited or maintained in the State Treasury. These are payments made (not processed) during the reporting period from non-treasury funds. These purchases of goods, services, and public works contracts (which include delegated, open market, term contracts, proprietary, QISV, emergency and exempt purchases) from the approved/included list of object codes. These payments are processed through a local bank (not through the Comptroller's Office) and must be reported by each state agency or institution. The non-treasury expenditure data will be reported to GSC by each state agency or institution of higher education, that has non-treasury funds, in accordance with the timelines and guidelines set by the Legislature. Using the approved Comptroller's object codes listed in Attachment A will identify the non-treasury data reported. Please exclude object codes that pertain to benefits, claims and judgments, interfund transfers, interagency payments, investments, other expenses (7071-7086), payments of interest, payments of principal, public assistance payments, rentals and leases, utilities and salaries, wages, travel, grants, scholarships, real estate purchases, rights-of-way, emergency abatement response, "NONE", "BOND", and object codes 7297, 7303, 7382, and 7421.

## Format for Electronically Submitting Non-Treasury (local funds) Data (Programmer's Format)

State agencies and institutions of higher education submitting non-treasury ("N") data for the HUB Report are required to submit the detail summary records of each non-treasury payment made during the reporting period. The file may be e-mailed to the address on the last page of these reporting procedures.

ASCII or text detail records with the following fields:

• <b>Agency Code</b>	5 characters	Fill with leading zeroes (i.e., 00303 or HW14).
• <b>Payee/Vendor Identification</b>	11 numeric characters	If the PIN contains more than 11 numeric (PIN/VID) characters, submit only the first 11. No dashes, spaces, or alpha characters are allowed.
• <b>Vendor Name</b>	20 characters	Uppercase. If less than 20 characters, fill in with spaces after vendor name.
• <b>Object Code</b>	4 characters	The 4-digit object code must be on the approved/included list of object codes.
• <b>Dollar Amount</b>	12 characters	Fill with leading zeroes. First 9 characters are whole dollars, the next character is a period, and the last 2 are decimals. Fill with leading zeroes. If the amount is negative, replace the <b>first leading zero with a dash ("-")</b> .
• <b>Type of Record</b>	1 character	N, or A, B, C, J, G, S, or H; "N" to identify non-treasury data (including payments to Procurement Card Vendor (Bank of America)); "A, B, C or J" to identify non-treasury term contracts. Do not report twice. If non-treasury <u>and</u> a term contract use "A, B, C, or J". "H" to report and identify purchases made directly from HUBs using the procurement card as the method of payment and wanting HUB credit. "G" to identify group purchasing data. "S" to identify subcontracting data.

The following are example records submitted by agency 303:

```

|--5--|-----11-----|-----20-----|-4-|-----12-----|1|
0030317514873201BAILEY BOILER WORKS 7286000004635.65N
0030324628870313SACHEM GROUP, THE 7286000003159.00A
0030319416876654BANK OF AMERICA 7327000003000.00N
0030317601161528NATEX CORPORATION 7324000001000.50H

```

**Note:** The set of numbers identified above denote the number of characters for each section.

- ◆ In the first record, agency 303 paid vendor 17514873201, BAILEY BOILER WORKS, under object code 7286, a total of \$4,635.65 from non-treasury funds.
- ◆ In the second record, agency 303 paid vendor 24628870313 SACHEM GROUP, THE under object code 7286 a total of \$3159.00 for a term contract payment from non-treasury funds.
- ◆ In the third record, agency 303 paid vendor 19416876654, BANK OF AMERICA, under object code 7327 a total of \$3,000.00 using non-treasury funds.
- ◆ In the fourth record, agency 303 made a credit card purchase from vendor 17601161528, NATEX CORPORATION under object code 7324 a total of \$1,000.50.

**Note:** If a VID is submitted in an invalid format (not enough or too many numbers or the wrong prefix or check digit is use), then the VID cannot be validated to determine HUB status or term contract vendor status.

## REPORTING OF TERM CONTRACTS

Term Contracts (automated, scheduled, non-automated, books and library reference materials on contract) will be identified and verified by the PCC and the vendor identification number (VID). In accordance with legislation, the Term Contracts will be subtracted from each agency's base total and will be shown under GSC's Central Procurement Section VI of the HUB Report. It is an agency's or institution's responsibility to identify term contracts by entering the correct PCC in USAS when processing a payment voucher. The PCCs A, B, C and J will be used to identify the term contracts paid from treasury funds. Non-treasury term contracts must be reported and identified (i.e., "A", "B", "C" or "J") for the Semi-Annual and Annual HUB Reports. The state agency or institution will identify purchases from State Term Contracts, which are paid from non-treasury funds so that those purchases may be included in the GSC's Central Procurement Section.

**Note:** The GSC is verifying and validating the treasury and non-treasury term contract payments identified through PCCs A, B, C or J. If the VID for term contract payment can be verified as a term contract vendor with GSC, then it will be subtracted from the agency's or institution's base total expenditures and shown in GSC's Central Procurement Services. If the VID for a term contract payment cannot be verified as a term contract vendor with GSC, then the payment will remain in the agency's base total expenditures. These payments will be shown in the agency's or institution's section of the HUB Report (Section VII). If a VID is submitted in an invalid format (not enough or too many numbers or the wrong prefix or check digit is used) then the VID cannot be validated to determine HUB status or term contract status. GSC includes the Term Contract vendor's VID number in the contract books, the microfiche distributed to agencies and institutions of higher education and on the Internet.

## REPORTING OF SUBCONTRACTOR FUNDS (DATA MUST BE REPORTED BY EACH STATE AGENCY/INSTITUTION OF HIGHER EDUCATION)

Subcontractor Funds are payments made to GSC certified HUBs by a Prime Contractor or supplier under contract with the State. State agencies and institutions of higher education must submit the subcontracting participation for all Non-HUB contracts for the purchase of goods, services, and public works contracts paid (not processed) during the reporting period in accordance with the Texas Government Code, Title 10, Subtitle D, Chapter 2161.122 (b).

HUB Subcontracting **double reporting is not allowed on the HUB Report**. An agency or institution may receive 100% HUB credit participation if the Prime Contractor is a HUB and performs at least 25% of the work. The contracting agency or institution of higher education may submit subcontracting data to any tier until a HUB subcontractor is utilized. Once credit for doing business with a HUB is received, **no more credit** can be received, even if that HUB further subcontracts with another HUB.

When the prime contractor is a HUB, the contractor may satisfy the good faith effort requirement by performing at least 25% of the contract work in-house (refer to HUB PAR-A form). Any contractor that seeks to satisfy the good faith effort requirement in this manner shall report quarterly to the contracting agency or institution in the form required by the contracting agency or institution. The volume of work performed under the contract and the portion of the work that was performed in-house must be reported. If in any quarter a HUB prime contractor performs less than 25% of the contract work in-house, the HUB prime contractor shall be required to report subcontracting data as a "Non-HUB Prime Contractor" for the next quarter (refer to NON-HUB PAR form). These forms are available on the Internet at the following address: <http://www.gsc.state.tx.us/hubbid/forms/index.html>.

State agencies and institutions of higher education shall report subcontracting participation paid from treasury and non-treasury funds. However, if submitting subcontracting data from non-treasury funds, the agency or institution must have also reported their non-treasury funds detail records as outlined above. This Subcontracting expenditure data shall be reported to GSC by each state agency or institution that uses subcontractors in accordance with the guidelines and timelines set by the Legislature. Using the approved Comptroller's object codes shown in Attachment A will identify the subcontractor data reported.

For example, to receive credit for HUB subcontracting, state agencies and institutions of higher education must require their Prime Contractors to report HUB subcontracting. Progress of subcontract amounts actually paid to GSC-Certified HUBs should be documented, in writing, by Prime Contractors submitting invoices for payments to the paying agency or institution. The reporting agency should ensure the accuracy of the data reported by the Prime Contractor. The Prime Contractor payment data can be verified with the HUB subcontractor or by requiring the Prime Contractor to submit copies of canceled checks payable to the subcontractor with the subcontracting report to the agency. The agency or university must submit detail

summary records to GSC of each HUB subcontractor payment made by a Prime Contractor to each HUB vendor for the specific object code which is being used to pay the Prime Contractor. The total spent with Prime Contractors for each object code reported will be determined by GSC from the consolidated data reported for each object code. This procedure for submitting data must be followed for each object code in which an agency or institution wants to receive credit for HUB subcontracting (such as the object codes relating to construction, legal, engineering, janitorial, etc.).

**Format for Electronically Submitting Subcontract Data (Programmer's Format)**

State agencies and institutions of higher education submitting subcontract ("S") data for the HUB Report are required to submit detail summary records of each subcontract payment made by a Prime Contractor to each HUB vendor for each specific object code. The total spent with Prime Contractors for each object code reported will be determined from the consolidated data reported for that object code. The HUB subcontractor data file may be submitted by e-mail to the address on the last page of these procedures in the format outlined below.

ASCII detail records with the following fields:

◆ Agency Code	5 characters	Fill with leading zeroes (i.e., 00303 or 0HW14).
◆ Payee/Vendor Identification	11 numeric characters	If the PIN contains more than 11 numeric (PIN/VID) characters, submit only the first 11. No dashes, spaces, or alpha characters are allowed.
◆ Vendor Name	20 characters	Uppercase. If less than 20 characters, fill in with spaces after vendor name.
◆ Object Code	4 characters	The 4-digit object code must be the same object code that was used to pay the Prime Contractor and must be on the HUB Report's approved/included list of object codes.
◆ Dollar Amount	12 characters	Fill with leading zeroes. First nine characters are whole dollars, the next character is a period, and the last two are decimals. Fill with leading zeroes. <b><u>If the amount is negative, precede with a dash ("-").</u></b>
◆ Type of Record	1 character	"S" to identify Sub-Contractor. "H" to report and identify purchases made directly from HUBs using the procurement card as the method of payment and wanting HUB credit.

The following are example detail records submitted by agency 303:

```
|--5--|-----11-----|-----20-----|-4-|-----12-----|1|
0030317601799384BLUE BOY VENDING      7341000300000.00S
0030317426913301RADCON INC             7341000200000.00S
```

**Note:** The set of numbers identified above denote the number of characters for each section.

In the records identified, agency 303 is identifying a payment made to a HUB subcontractor. PIN/VID number 17601799384, BLUE BOY VENDING processed under object code 7341 (the same object code used to pay the Prime Contractor) in the amount of \$300,000.00. A second payment was made to a HUB subcontractor with PIN/VID number 17426913301, RADCON INC. This HUB subcontractor was processed under object code 7341 for \$200,000.00. The total spent with Prime Contractors for object code 7341 will be derived from the consolidated Non-HUB total (treasury + non-treasury) paid within this object code. If this object code total is less than the HUB subcontractor amount submitted for this object code, the records will be rejected and an exception report will be generated. The GSC will notify the agency of the discrepancy. If the discrepancy can be documented and resolved within 24 hours, the data records will be corrected. A HUB subcontractor cannot be paid more than the Prime Contractor.



## AVOIDING HUB SUBCONTRACT DISCREPANCIES

During previous HUB Reporting periods, GSC has discovered discrepancies from agencies that submitted HUB subcontracting data. GSC identifies discrepancies in the following ways:

- 1) When comparisons are made between an agency's reported Non-HUB Prime Contractor expenditures and an agency's reported HUB subcontractor expenditures for the same object code, HUB subcontracting payments must not be more than the Non-HUB Prime Contractor payments.
- 2) HUB subcontracting double reporting is not allowed. An agency can submit HUB subcontracting dollars to any tier level until a HUB subcontractor is paid. Once HUB credit is received, HUB reporting is not allowed beyond the first level reported.
- 3) There are object codes that are allowed on the HUB Report and object codes that are not allowed. If an agency reports expenditures under object codes which are not allowed, the data records are not reported on the HUB Report.
- 4) The HUBs included in the agencies' HUB subcontracting data must be GSC HUB certified (under the VID number in the GSC HUB directory) in order for an agency to receive HUB credit on the Statewide HUB Report. When discrepancies have occurred, GSC has contacted the agency and requested that corrections to the data submitted are corrected or the records would not be accepted as HUB subcontracting. In addition, HUB subcontracting should only be reported to GSC when the Prime Contractor is a Non-HUB vendor. If the Prime Contractor is a HUB, the expenditures are recorded as a 100% HUB direct payment, not as a HUB subcontractor payment.

### EXAMPLES FOR SUBMITTING HUB SUBCONTRACTING DOUBLE REPORTING CLARIFICATIONS

**Questions: Can second (2nd) tier HUB Subcontracting be reported?  
What is HUB Subcontracting double reporting?**

**Answer:** You can submit HUB subcontracting dollars to any tier level until a HUB subcontractor is paid under the object codes that are allowed on the HUB Report. However, HUB subcontracting double reporting is not allowed. For example, once an agency receives HUB credit, whether it is at the prime level (first level/tier), or subcontractor (second or third level/tier), HUB subcontracting reporting is not allowed beyond the level/tier at which HUB dollars are reported and HUB credit is received. Here are a few examples:

#### First Level HUB Credit

If your agency uses a GSC-Certified HUB Prime Contractor (first level/tier) who performs at least 25% of the work, you will receive 100% HUB credit participation at the first level. You will want to track any subcontracting performed to ensure that the HUB prime is performing at least 25% of the contract, but you may not report HUB subcontracting because you are already receiving 100% credit. Reporting additional HUB subcontracting would be double reporting. The HUB prime vendor may subcontract with other HUB(s), but those HUB subcontracting dollars may not be reported. Subcontracting should be tracked only to ensure the HUB prime vendor is performing at least 25% of the contract.

**EXAMPLE:** If you award a \$100,000 contract to a GSC-Certified HUB vendor, your agency will receive \$100,000 or 100% HUB credit. If this HUB Prime Contractor subcontracts \$10,000 or 10% with another HUB and your agency reports these dollars, your agency would be reporting \$110,000 of HUB credit. Since the contract is, for only \$100,000 this would be double reporting \$10,000.

#### Second Level HUB Credit

If your agency uses a Prime Non-HUB Contractor, you may request the Prime Non-HUB Contractor to meet the good faith effort of subcontracting with HUB(s). Your agency may submit subcontracting data for the GSC certified HUB(s) utilized as a 1st level/first tier source for the Prime Non-HUB Contractor.

**EXAMPLE:** If you award a \$100,000 contract to a Prime Non-HUB Contractor (1st level/tier), and this Prime Non-HUB Contractor subcontracts \$10,000 or 10% with a GSC certified HUB (2nd level/tier) and your agency reports these dollars, your agency would be reporting \$10,000 or 10% of HUB credit.

### Third Level HUB Credit

If your agency utilizes a Prime Non-HUB Contractor, and the subcontractor is also a Prime Non-HUB Contractor ((1st level/tier), and the subcontractor is also a Prime Non-HUB Contractor (this is considered the 2nd level/tier vendor), and the 2nd level/tier Non-HUB Subcontractor utilizes a GSC certified HUB subcontractor 3rd level/tier, your agency may report the 3rd level/tier HUB subcontracting. After this level (the level at which HUB subcontracting is utilized and reported) no additional HUB subcontracting credit can be received, even if the 3rd level/tier HUB further subcontracts with a 4th level/tier HUB.

**EXAMPLE:** If you award a \$100,000 contract to a Prime Non-HUB Contractor (1st level/tier), and this Prime Non-HUB Contractor subcontracts \$10,000 or 10% with a Non-HUB Subcontractor (2nd level/tier) and the Non-HUB subcontractor further subcontracts \$1,000 or 1% of total to original contract with a GSC certified HUB (3rd level/tier) and your agency reports the HUB subcontracting (3rd level/tier), your agency would report and receive \$1,000 or 1% HUB credit. If you have any further questions or need additional information, please contact GSC's HUB Reporting Coordinator at (512) 463-8055.

### DEPARTMENT OF INFORMATION RESOURCES (DIR) PURCHASES

A state agency or university should not report any non-treasury DIR purchases. The Comptroller's Office reports to GSC on behalf of DIR for each agency participating in DIR's cooperative contracts program, including purchases made for agencies using non-treasury funds. DIR enters in USAS the purchasing agency's number in the "comp/agy obj" field. The Comptroller's Office pulls the purchasing agency's number from the "comp/agy obj" field and replaces DIR's agency number 313 and reports it with treasury data. **For reconciliation purposes, a column has been added to the agency detail data to identify DIR purchases.** An agency may view detail data on the Internet. Instructions to access the Internet are on Attachment B. If you have questions about your agency's DIR detail records, please call Bill Peek at (512) 463-3253.

### TEXAS PUBLIC FINANCE AUTHORITY (TPFA) PURCHASES

The Comptroller's Office reports to GSC on behalf of Texas Public Finance Authority for each agency who finances large purchases through TPFA. TPFA enters in USAS the purchasing agency's number in the "comp/agy obj" field. The Comptroller's Office pulls the purchasing agency's number from the "comp/agy obj" field and replaces TPFA's agency number 347 for all master lease purchases made out of Fund 735, Appropriation 05755 by the Texas Public Finance Authority and reports it to GSC with the treasury data. **For reconciliation purposes, a column has been added to the agency detail data to identify TPFA purchases.** An agency may view detail data on the Internet. Instructions to access the Internet are on Attachment B.

## REPORTING OF PROCUREMENT CARD HUB PURCHASES

**Applicable only to state agencies and institutions of higher education participating in the procurement card program**

### TERM CONTRACT 946-A1

The procurement card is a payment method and is not to be used to circumvent any statutory or regulatory purchasing requirements, (e.g., use of CMBL for obtaining 3 bids with a minimum of 2 bids from HUBs, and QISV purchasing procedures, etc.). Procurement card purchases made with treasury funds are identified through PCC H (not PCC A), and the Bank of America (BOA) VID number. Although the BOA contract was awarded using the term contract procurement method it is not a term contract because it is method of payment. These payments made to BOA VID number with treasury funds will be

reported to GSC by the Comptroller's Office for each agency. If the VID is identified as a payment to BOA, it will remain in each agency's and institution of higher education's total expenditure base.

State agencies and institutions of higher education using non-treasury funds are **required** to submit the detail summary records of the total payments made to the procurement card vendor, BOA during the Semi-Annual and Annual HUB Reporting periods. These direct payments to BOA using non-treasury funds should be reported to GSC in the ASCII format below using an "N" as the type-of-record identifier.

In addition, an agency or institution of higher education may **choose** to track and report HUB expenditures when using the procurement card as a method of payment to offset or improve their overall HUB expenditures. If an agency or institution of higher education decides to track and report this data, then it must be reported to GSC in the ASCII format below using an "H" as the type-of-record identifier.

The data file may be submitted electronically by e-mail to the address on the last page. Please see the format outlined below:

ASCII or text detail records with the following fields:

◆ <b>Agency Code</b>	5 characters	Fill with leading zeroes (i.e., 00303 or 0HW14).
◆ <b>Payee/Vendor Identification</b>	11 numeric characters	If the PIN contains more than 11 numeric (PIN/VID) characters, submit only the first 11. No dashes, spaces, or alpha characters.
◆ <b>Vendor Name</b>	20 characters	Uppercase. If less than 20 characters, fill in with spaces after vendor name.
◆ <b>Object Code</b>	4 characters	The 4-digit object code must be the same object code that was used to pay BOA and must be on the HUB Report's approved or included list of object codes.
◆ <b>Dollar Amount</b>	12 characters	Fill with leading zeroes. First nine characters are whole dollars, the next character is a period, and the last two are decimals. Fill with leading zeroes. <b><u>If the amount is negative, replace the first leading zero with a dash ("-").</u></b>
◆ <b>Type of Record</b>	1 character	"N" to identify non-treasury payments made to BOA for all procurement card purchases; "H" to report and identify purchases made directly from HUBs using the procurement card as the method of payment and wanting HUB credit.

Payments made to BOA using non-treasury funds **must** be reported to GSC by the state agencies and institutions of higher education using these types of funds. Purchases made from HUBs using the

procurement card as the method of payment may be reported to GSC at the option of the agency or institution of higher education. Please note that payments made to BOA using treasury funds will be reported to GSC by the Comptroller's Office for each agency or institution of higher education.

**Below are example records that must be submitted by agencies when reporting their non-treasury payments to BOA and their HUB expenditures:**

---5---	-----11-----	-----20-----	-4-	-----12-----	1
00303	19416876654	BANK OF AMERICA	7327000003000	.00N	
00303	17601161528	NATEX CORPORATION	7324000001000	.50H	
00303	17514873201	BAILEY BOILER WORKS	7327000001200	.50H	
00303	24628870313	SACHEM GROUP, THE	7327000000150	.00H	

**Note:** The set of numbers identified above denote the number of characters for each section.

- ◆ In the first record, agency 303 paid vendor 19416876654, BANK OF AMERICA, under object code 7327 a total of \$3,000.00 using non-treasury funds.
- ◆ In the second record, agency 303 paid vendor 17601161528, NATEX CORPORATION under object code 7324 a total of \$1,000.50.
- ◆ In the third record, agency 303 paid vendor 17514873201, BAILEY BOILER WORKS under object code 7327 a total of \$1200.50.
- ◆ In the fourth record, agency 303 paid vendor 24628870313, SACHEM GROUP, THE under object code 7327 a total of \$150.00.

By adding the three records identified with the "H", it can be determined that the total purchased from HUBs with the procurement card for this reporting period was \$2,351.00. The BOA non-treasury payments will be added to the BOA treasury payments reported by the Comptroller for each agency for a grand total paid to BOA by each agency. The total spent with HUBs must be less than or equal to the total payments reported for BOA by the Comptroller's Office for treasury funds and by the agency for Non-treasury funds, if applicable. If the HUB totals are not less than or equal to the total paid to BOA, the data will be considered inaccurate and will be rejected by the GSC HUB Reporting programs.

**Note:** Agencies and institutions may submit **test data** at any time during the reporting period to ensure that the electronic ASCII format of the data submitted is correct. The test data should be submitted at **least two weeks** before the timelines specified in these procedures to verify correct format and to allow time for format changes. Late reporting will not be accepted.

## REPORTING OF GROUP PURCHASING PROGRAM

### (DATA MUST BE REPORTED BY EACH STATE AGENCY/INSTITUTION OF HIGHER EDUCATION PARTICIPATING IN A GROUP PURCHASING PROGRAM)

State agencies and institutions of higher education that participate in a group purchasing program under the Texas Government Code, Title 10, Subtitle D, Chapter 2161.122(c) and 2155.139(b) will include a separate report to the Commission for the total dollar amount, by object code, of each group purchase that is made through the participation of this group purchasing program. The total dollar amount of all object codes reported will form the total group purchasing expenditure for each agency or institution from which the percentage of HUB purchases is derived. **Although these group purchasing payments are also reflected in the total expenditure column of the consolidated HUB Report, GSC is required to include each agency's or institution's participation in this program and include amounts spent with HUBs in a separate section (Section V) of the HUB Report in accordance with The Texas Government Code, Chapter 2161.**

"G" records must also be reported as part of your detail records as either treasury "T" or non-treasury "N" depending on source of funding used when making payment. "G" records are technically reported twice (first, as a detail expenditure, and secondly, to separately identify those agencies or institutions that are participating in a group purchasing program).

## Format for Electronically Submitting Group Purchasing Program (the Programmer's Format)

State agencies/institutions participating in a Group Purchasing Program are required to submit the detail summary records for each object code which the agency or institution participates. The file may be submitted by e-mail to the address on the last page in the format outlined below:

ASCII detail records with the following fields:

◆ Agency Code	5 characters	Fill with leading zeroes (i.e., 00303 or 0HW14).
◆ Vendor/Payee Identification	11 numeric characters	If the PIN contains more than 11 numeric Number (VID/PIN) characters, submit only the first 11. No dashes, spaces, or alpha characters.
◆ Vendor Name	20 characters	Uppercase. If less than 20 characters, fill in with spaces after vendor name.
◆ Object Code	4 characters	The 4-digit object code must be on the approved/included list of object codes.
◆ Dollar Amount	12 characters	Fill with leading zeroes. First nine characters are whole dollars, the next character is a period, and the last two are decimals. Fill with leading zeroes. If the amount is negative, replace the first leading zero with a dash ("-").
◆ Type of Record	1 character	"G" to identify separately Group Purchases.

The following is an example detail record submitted by agency 303:

```
|--5--|-----11-----|-----20-----|-4-|-----12-----|1|
0030319543470181WALKERS ELECTRONICS 731200025000.00G
```

**Note:** The set of numbers identified above denote the number of characters for each section.

In this record, agency 303 is identifying a payment made to vendor 19543470181, WALKERS ELECTRONICS processed under object code 7312 for \$250,000.00 through the participation of a Group Purchasing Program.

**Note:** Legislation mandates that Group Purchasing Participation be reported for the Semi-Annual and Annual HUB Report separately. Each group purchasing payment made from non-treasury funds must also be reported as a non-treasury detail record, which will be included in the non-treasury base for total expenditures. The Comptroller will report any payments made from treasury funds.



**HUB STRATEGIC PLAN PROGRESS REPORTS**  
 (Due November 30, 2001: Actual for FY '00, Actual for FY '01 and Goal for FY '02)

**Note: The following report format is provided to assist your agency in preparation and completion of your agency's 2001 Annual Financial Report (AFR) due by November 30, 2001. As a courtesy reminder, the GSC will also provide this report format to agencies.**

In accordance with Texas Government Code, Title 10, Subtitle D, Section 2161.124(a), each agency is required to prepare as part of its strategic plan, a written plan for increasing the agency's use of HUBs in purchasing (goods and services) and in public works contracts (construction). The GSC in cooperation with the State Auditor's Office has developed a standard form to report your agency's strategic plan progress report. To comply with the reporting requirements of this statute, the Appropriations Bill Rider has been amended to incorporate the strategic plan progress report with the Annual Financial Report (AFR) (see the 1998-99 General Appropriations Act, page IX-93, number 10) due by November 30th each year.

On the form, please complete your actual HUB percentages as published in the State of Texas Annual HUB Report for Fiscal Year (FY) '00, FY '01 and your agency's goals for FY 02. Please refer to the FY '00 State of Texas Annual HUB Report to complete your agency's actual HUB goals for FY '01. The report may be viewed on the Internet at: [http://www.gsc.state.tx.us/hubbid/hub\\_report/fy0/index.html](http://www.gsc.state.tx.us/hubbid/hub_report/fy0/index.html).

The hard copy version of the FY '00 State of Texas Annual HUB Report will be mailed after October 16, 2000 only to the agencies that submitted order request forms and will be made available on the Internet after October 16, 2000. Please refer to the FY '00 Annual HUB Report to complete your agency's actual HUB goals for FY '00. HUB Goals for FY '01 should be based on the Texas Disparity Study and GSC Rule 111.13. Each agency should determine and approve which HUB goals to use. Whether to use the unadjusted/overall goal or the adjusted HUB and/or other HUB goals for each of the six procurement categories.

The information shown shall be included within the AFR in "Schedule 4, HUB Strategic Plan Progress Report" for state agencies and in "Schedule D-8, HUB Strategic Plan Progress Report" for institutions of higher education. The HUB Strategic Plan Progress Reports are due by November 30, of each year in the format shown below pursuant to Texas Government Code, Title 10, Subtitle D, Section 2161.124 (b). As each agency may have set internal deadlines to complete the AFR, please ensure the distribution of the completed form is coordinated through your agency's Fiscal Office before November 30. **Please do not submit your report to the GSC.** The HUB Strategic Plan Progress Report format is below:

Sample Agency (000)  
 SCHEDULE (4 or D-8) - HUB Strategic Plan Progress Report  
 For the Fiscal Year Ended August 31, 2001

**(Source: Texas Government Code, Title 10, Subtitle D, Section 2161.124)**

Goal = Strategic Plan HUB Goal Actual = % Spent with HUBs from HUB Report	Actual for FY '99	Actual for FY '00	Goal for FY '01
Heavy Construction other than building contracts			
Building Construction, including general contractors & operative builders contracts			
Special Trade Construction contracts			
Professional Services contracts			
Other Services contracts			
Commodities contracts			

Prepared By: \_\_\_\_\_  
 (Signature Approval)

Approved: \_\_\_\_\_  
 (Signature Approval)

Printed Name: \_\_\_\_\_

Printed Name: \_\_\_\_\_

Phone Number: \_\_\_\_\_

Phone Number: \_\_\_\_\_



**HUB REPORT ORDER FORM**

During previous fiscal years, the GSC distributed two courtesy copies of the reports to the Executive Officer and Purchasing Director of each agency and institution of higher education. Effective FY '99, the GSC will provide copies of the HUB Report to agencies and institutions of higher education under a cost recovery advance ordering process. Internet access of the HUB Reporting data is free and is highly encouraged. The following reports will be available during FY '00 to view or download from the web address: [http://www.gsc.state.tx.us/hubbid/hub\\_report](http://www.gsc.state.tx.us/hubbid/hub_report).

- FY '00 Annual HUB Report
- FY '01 Semi- Annual HUB Report (available at 5:00 p.m., April 17,2000)

According to Chapter 2161.121(e) of the Texas Government Code, Title 10, and GSC Rule 111.16, the GSC will provide members of the Joint Select Committee on HUBs with copies of the Semi-Annual and Annual HUB Report. For the Semi-Annual and Annual HUB Reports, GSC will mail copies to the Presiding Officers of each House, the Joint Select Committee on HUBs, members of the House and members of the Senate who request copies. Additionally, by law, the GSC shall deposit copies of both reports in the State Law Library.

To receive a bound copy of the HUB Report, please complete and return the HUB Report order form provided below to GSC HUB Reporting Coordinator. For the Semi-Annual HUB Report, order forms are to be submitted prior to April 15 and for the Annual HUB Report prior to September 15. GSC must receive your order forms before the dates indicated to establish an appropriate printing volume. Copies of the HUB report will be mailed to **the ship-to address only**. It is the responsibility of each agency and university to determine ordering quantities.

State agencies and institutions of higher education should submit a purchase order number or a copy of a purchase order at the time an order is requested. Due to certain cost variables the price of the FY '00 Annual and FY '01 Semi-Annual Reports may not be determined until the actual reports are printed. Based on a cost recovery assessment, the FY '00 Annual HUB Report should be approximately \$45.73 per copy and postage is set at \$2.70 per HUB Report for agencies outside of the Austin area.

**HUB REPORT ORDER FORM**

Agency Code	Agency Name /Ship-To Address	City	State	Zip Code
<b>Order Option</b>	<b>FY '00 Annual HUB Report- Distribution Option</b>			<b>Order Quantity</b>
1-A	Picked Up at GSC HUB Reporting Section (No Tax or Postage)			
2-A	Mailed (Austin/Local Address) Interagency (No Tax or Postage)			
3-A	Mailed with Address Outside of Austin (No Tax / \$2.70 Postage Added)			
<b>Order Option</b>	<b>FY '01 Semi-Annual HUB Report - Distribution Option</b>			<b>Order Quantity</b>
1-SA	Picked Up at GSC HUB Reporting Section (No Tax or Postage)			
2-SA	Mailed (Austin/Local Address) Interagency (No Tax or Postage)			
3-SA	Mailed with Address Outside of Austin (No Tax / \$2.70 Postage Added)			
<b>Purchase Order Number</b>	<b>Purchasing Agent Signature Authorization</b>	<b>Printed or Typed Name</b>		<b>Phone Number</b>

- **Deadline For FY '00 Annual HUB Report Order Form:**  
Send completed order forms by **September 15, 2000**
  
- **Deadline For FY '01 Semi-Annual HUB Report Order Form:**  
Send completed order forms by **March 15, 2001**

**Mall Order Request Forms to:**  
General Services Commission  
Business Services Division  
**Attn.: HUB Reporting Coordinator**  
P.O. Box 13047  
Austin, Texas 78711-3047

**Fax Order Request Forms to:**  
(512) 305-9072  
**Attn: GSC HUB Reporting Coordinator**

**Interagency Mail:**  
Business Services Division  
1711 San Jacinto, Suite 307  
Austin, Texas 78701

#### **CONTACT LIST**

Questions regarding the HUB Reporting, supplemental reports, and supplemental letters  
**Angle B. Brown, HUB Reporting Coordinator:** (512) 463-8055

Questions regarding electronic expenditure reporting  
**Victor Villegas, Systems Analyst** (512) 463-8157

Questions regarding the HUB Certification and Compliance Procedures or the HUB application  
**GSC Certification and Compliance Team:** (512) 463-5872  
Toll Free in Texas 1-888-863-5881

Questions regarding the Centralized Master Bidders List (CMBL), please contact:  
**CMBL** (512) 463-3416  
Toll Free in Texas 1-888-472-0500

#### **Attachments to the HUB Reporting Procedures:**

- (A) HUB Report Procurement Categories (FY '01)
- (B) Downloading Instructions Using Internet
- (C) Layout Record for Downloading





**ATTACHMENT A**

**HUB REPORT PROCUREMENT CATEGORIES (FY 00)**



**GENERAL SERVICES COMMISSION  
FY'01 HUB REPORT PROCUREMENT CATEGORIES**

10/15/2000

**Excluded HUB Report Expenditure (Object) Codes:**

Object codes for benefits, claims and judgments, interfund transfer, interagency payments, investments, other expenses (7071-7806), payment of interest, payment of principal, public assistance payments, rental and leases, utilities, salaries, wages, travel, grants, scholarships, real estate purchases, right-of-way, emergency abatement response, "NONE", "BOND", object codes 7297, 7303, 7382, and 7421.

**FY '01 HUB Report  
Procurement Categories  
and Included Expenditure (Object) Codes**

<p><b>Heavy Construction Other than Building Contracts (01)</b></p> <p><b>Goal - 11.9% (unadjusted)</b> Adjusted HUB Goal: 6.6% (BL, HI, AS, AI) Other HUB Goal: 5.3% (WO)</p> <p><b>Graduation - \$17,000,000</b></p>	<p><b>Object Code - Description</b></p> <p><b>7270 - Maintenance and Repair- Roads and Highways</b> <b>7347 - Construction of Highways</b> <b>7349 - Construction of Roads</b></p>
<p><b>Building Construction, Including General Contractors and Operative Builders Contracts (02)</b></p> <p><b>Goal - 26.1% (unadjusted)</b> Adjusted HUB Goal: 25.1% (BL, HI, WO) Other HUB Goal: 1.0% (AS, AI)</p> <p><b>Graduation - \$17,000,000</b></p>	<p><b>Object Code - Description</b></p> <p><b>7341 - Construction of Buildings</b></p>
<p><b>Special Trade Construction Contracts (03)</b></p> <p><b>Goal - 57.2% (unadjusted)</b> Adjusted HUB Goal: 47.0% (BL, HI) Other HUB Goal: 10.2% (AS, AI, WO)</p> <p><b>Graduation - \$7,000,000</b></p>	<p><b>Object Code - Description</b></p> <p><b>7266 - Maintenance and Repair-Buildings</b> <b>7343 - Remodeling of Buildings-State Owned</b> <b>7344 - Remodeling of Buildings-State Leased</b> <b>7346 - Construction/Improvement of Grounds and Land</b></p>
<p><b>Professional Services Contracts (04, 05, &amp; 09)</b></p> <p><b>Goal - 20% (unadjusted)</b> Adjusted HUB Goal: 18.1% (BL, HI, WO) Other HUB Goal: 1.9% (AS, AI)</p> <p><b>Graduation:</b> <b>\$6,000,000 - Financial and Accounting Services</b> <b>\$5,000,000 - Medical Services</b> <b>\$4,000,000 - A&amp;E Services</b></p>	<p><b>Object Code - Description</b></p> <p><b>7245 - Financial and Accounting Services (04)</b> <b>7248 - Medical Services (09)</b> <b>7256 - Architectural/Engineering Services (05)</b> <b>7298 - Surveying Services (05)-DELETED</b> <b>(See 7253)</b></p>



**GENERAL SERVICES COMMISSION  
FY'01 HUB REPORT PROCUREMENT CATEGORIES**

10/15/2000

<b>Other Services Contracts (06)</b>	<b>Object Code - Description</b>
<p><b>Goal - 33% (unadjusted)</b> Adjusted HUB Goal: 33.0% (BL, HI, AS, AI, WO)</p> <p>Other HUB Goal: N/A</p> <p><b>Graduation - \$5,000,000</b></p>	<p>7204 - Insurance Premiums 7205 - Employee Bonds 7206 - Service Fee Paid to the Lottery Operator - <b>ADDED</b> 7211 - Awards 7216 - Insurance Premiums-Approved by Board of Insurance 7217 - Employee Bonds-Approved by State Auditor - <b>ADDED</b></p> <p>7218 - Publications and Advertisements - <b>ADDED</b> 7239 - Consultant Services-Approved by the Governor 7240 - Consultant Services-Other 7242 - Consultant Services-Computer 7243 - Educational/Training Services 7246 - Legal Services 7249 - Veterinary Services 7253 - Other Professional Services 7255 - Investment Counseling Services 7257 - Legal Services-Approved by State Admin. Hearings 7259 - Race Track Officials 7260 - Maintenance and Repair-Furnishings and Equipment 7262 - Maintenance and Repair-Computer Software 7263 - Maintenance and Repair-Aircraft 7267 - Maintenance and Repair-Computer Equipment 7271 - Maintenance and Repair-Grounds and Land 7272 - Hazardous Waste Disposal Services 7273 - Reproduction and Printing Services 7274 - Temporary Employment Agencies 7275 - Computer Programming Services 7276 - Communication Services 7277 - Cleaning Services 7281 - Advertising Services 7284 - Data Processing Services 7286 - Freight/Delivery Services 7299 - Purchased Contracted Services 7514 - Telecommunications-Maintenance and Repair 7516 - Telecommunications 7526 - Waste Disposal</p>



**GENERAL SERVICES COMMISSION  
FY'01 HUB REPORT PROCUREMENT CATEGORIES**

10/15/2000

<b>Commodities Contracts (07 &amp; 08)</b>	<b>Object Code - Description</b>
<p><b>Goal - 12.6% (unadjusted)</b> Adjusted HUB Goal: 11.5% (BL, HI, WO) Other HUB Goal: 1.1% (AS, AI)</p>	<p>7300 - Consumables 7302 - <del>Computer Consumables</del> - <i>DELETED</i> 7304 - Fuels and Lubricants 7307 - Aircraft-Fuels and Lubricants 7309 - Promotional Items 7310 - Chemicals and Gases 7312 - Medical Supplies 7315 - Food Purchased by the State 7316 - Food Purchased for Wards of the State 7322 - Personal Items-Wards of the State 7324 - Credit Card Purchases - <i>ADDED</i> 7325 - Services for Wards of the State 7327 - Credit Card Purchases - <i>ADDED</i> 7328 - Supplies/Materials-Agriculture, Construction, Hardware 7330 - Parts for Furnishings and Equipment 7331 - Plants 7333 - Fabrics and Linens 7334 - Furnishings and Equipment Inventoried 7335 - Parts for Computer Equipment</p> <p>7351 - Lease/Purchase-Motor Vehicles/Passenger 7352 - Lease/Purchase-Motor Vehicles/Other 7371 - Purchase of Motor Vehicles-Passenger Cars 7372 - Purchase of Motor Vehicles-Other 7373 - Furnishings and Equipment-Capitalized 7374 - Furnishings and Equipment-Controlled 7375 - Purchase of Aircraft 7376 - Lease/Purchase of Furnishing and Equipment 7377 - Computer Equipment - Inventoried - <i>ADDED</i> 7378 - Computer Equipment-Controlled 7379 - Computer Equipment-Capitalized 7380 - Purchase of Computer Software 7384 - Purchase of Animals-Non-Capitalized</p> <p>7385 - Lease Purchase of Computer Equipment 7386 - Purchase of Animals-Capitalized 7387 - Purchase of Computer Software-Capitalized 7391 - Central Supply Retail Store 7393 - Merchandise Purchased for Resale 7394 - Raw Material Purchases 7406 - Rental of Furnishings and Equipment 7411 - Rental of Computer Equipment</p>
<p><b>Graduation:</b> <b>Wholesale (07)</b>-100 full-time equivalent employees <b>Manufacturers (08)</b>- 500 full-time equivalent employees</p>	



**GENERAL SERVICES COMMISSION  
FY'01 HUB REPORT PROCUREMENT CATEGORIES**

10/15/2000

<b>Commodities Contracts (07 &amp; 08) (Continued)</b>	<b>Object Code - Description</b>
<p>Goal - 12.6% (unadjusted) Adjusted HUB Goal: 11.5% (BL, HI, WO) Other HUB Goal: 1.1% (AS, AI)</p> <p><b>Graduation:</b></p> <p><b>Wholesale (07)</b>-100 full-time equivalent employees <b>Manufacturers (08)</b>- 500 full-time equivalent employees</p>	<p><b>7415 - Rental of Computer Software</b></p> <p><b>7442 - Rental of Motor Vehicles</b> <b>7445 - Rental of Aircraft</b> <b>7449 - Rental of Marine Equipment</b></p> <p><b>7510 - Parts for Telecommunications Equipment</b> <b>7517 - Telecommunication Equipment - Inventoried - ADDED</b> <b>7519 - Lease Purchase of Telecommunication - ADDED</b> <b>7520 - Telecommunications Equipment - Capitalized</b></p> <p><b>7522 - Telecommunications Equipment - Rental</b> <b>7523 - Telecommunications Equipment - Controlled</b></p> <p><b>7411 - Rental of Computer Equipment</b> <b>7415 - Rental of Computer Software</b> <b>7442 - Rental of Motor Vehicles</b> <b>7445 - Rental of Aircraft</b> <b>7449 - Rental of Marine Equipment</b></p> <p><b>7510 - Parts for Telecommunications Equipment</b> <b>7517 - Telecommunication Equipment - Inventoried - ADDED</b> <b>7519 - Lease Purchase of Telecommunication-ADDED</b> <b>7520 - Telecommunications Equipment - Capitalized</b></p> <p><b>7522 - Telecommunications Equipment - Rental</b> <b>7523 - Telecommunications Equipment - Controlled</b></p>
<p><b>Legend:</b> <b>AS=Asian Pacific; American; BL=Black American; HI=Hispanic; American AI=American Indian; WO=Woman (All women of any ethnicity excluding AI, AS, BL and HI women)</b></p>	

**ATTACHMENT B**

**DOWNLOADING INSTRUCTIONS USING THE INTERNET**





## From the Internet...

The HUB Report is available on the internet at <http://www.gsc.state.tx.us>.

- You will automatically be on the **General Services Commission Home Page**, on the right side of this page;
- Select: **HUB Information**
- Select the subsection on the right hand side of the page that you want, (e.g., for Fiscal Year 2000) this will give you the following options to select from:
  - Documentation Used to Compile the FY00 Annual HUB Report
  - Sections I-VI
  - Section VII Summary by Agency
  - Consolidated Report & Analysis of Awards by Certified HUBs by Agency
  - Detail by Object Code
  - Supplemental Reports from Agencies
  - GSC Executive Management Memos for Annual HUB Report
  - Graduated HUBs
  - HUB Reporting Procedures
- To download an agency's section, select:
  - File
  - Save As
- Save the download under the word processing software you currently use.
- To retrieve your file, select;
  - File
  - Open
- ❖ The document will need to be converted to ASCII format (please consult with your programmer for instructions).



**ATTACHMENT C**  
**LAYOUT RECORD FOR DOWNLOADING**




**RECORD FORMAT FOR DOWNLOADING HUB\_NAME.DAT...****FLAT ASCII FILE OF HUBS, IN THE FOLLOWING DOWNLOAD FORMAT:**


VENDOR ID NUMBER	13 CHARACTERS
VENDOR NAME	40 CHARACTERS
VENDOR ADDRESS LINE 1	40 CHARACTERS
VENDOR ADDRESS LINE 2	40 CHARACTERS
CITY	25 CHARACTERS
STATE	2 CHARACTERS
ZIP CODE	10 CHARACTERS
FOREIGN ADDRESS	40 CHARACTERS (If applicable. If this field is present, the city, state and zip code fields are blank)
PHONE NUMBER	20 CHARACTERS
FAX NUMBER	20 CHARACTERS
GENDER	1 CHARACTER (M or F)
ETHNIC CODE	2 CHARACTERS BL = BLACK AS = ASIAN HI = HISPANIC NA = NATIVE AMERICAN WO = WOMAN OWNED
STATUS CODE	1 CHARACTER (If 'N': Not a HUB; If 'A': Current HUB; If 'R': Rejected as a HUB do not count as HUB; If 'X', 'M', 'V', 'I', 'D', 'O', 'G': Inactive HUB; Look at HUB-DATE-OFF (To get credit, this date must be in current fiscal year)
COUNTY	13 CHARACTERS
BUSINESS DESCRIPTION	254 CHARACTERS
VENDOR_NUMBER	6 CHARACTERS
HUB-DATE-OFF	11 CHARACTERS In format: '01-JAN-1995'
CONTACT NAME	50 CHARACTERS
TEXAS OFFICE FLAG	1 CHARACTER (Y or BLANK)
INTERNET ADDRESS	50 CHARACTERS
QISV FLAG	1 CHARACTER (Y or BLANK)
LONE STAR FLAG	1 CHARACTER (Y or BLANK)
SMALL BUSINESS FLAG	1 CHARACTER (Y or BLANK)
TOTAL:	642 CHARACTERS

FORMS ARE AVAILABLE FOR DOWNLOADING AT: <ftp://ftp.gsc.state.tx.us/pub/>









**AFFIRMING TOMORROW THROUGH ACTION TODAY**