

P421.8
Dw 79 bbt
1982


A SURVEY OF BLACK BASS
TOURNAMENT FISHING IN TEXAS

1982


Government Publications

OCT 27 1983

Dallas Public Library



INLAND FISHERIES BRANCH
TEXAS PARKS AND WILDLIFE DEPARTMENT



A SURVEY OF BLACK BASS TOURNAMENT FISHING IN TEXAS, 1982

By


Charles E. Shaw
Texas Parks and Wildlife Department
Ingram, Texas 78025

ABSTRACT

This report contains results of the 1982 segment of the Survey of Black Bass Tournament Fishing on Texas Reservoirs. The survey, initiated in 1978, was developed to monitor effects of tournament fishing on bass populations and trends in fishing quality experienced by tournament fishermen. During the 1982 segment, questionnaires were mailed to 313 bass clubs.

Results of 899 tournaments were received from 149 clubs. This represented a 47.6% response rate to the voluntary survey. Conroe, Livingston, Buchanan and Palestine were sites of the most reported tournaments. Reservoirs with at least five reported tournaments were ranked in five categories which indicate the quality of fishing. LBJ had the highest Percent Fishermen Success (91%). Braunig had the largest average size fish weighed in (2.74 lb/fish). Catch rates in terms of Bass/Fishermen and Pounds/Fishermen were greatest (5.0 and 9.56, respectively) at Falcon. Braunig required the fewest hours fishing (161) to harvest a trophy bass of 6 lb or greater. There were 196 trophy bass reported caught during the year. Palestine led all reservoirs with 33 trophy fish followed by Fairfield with 17. Based on the combined ratings of the five categories, Falcon and Casa Blanca were the best bass tournament lakes in 1981.

Overall quality of bass fishing has not changed appreciably since the survey was initiated in 1978. Harvest of bass by tournament fishermen has had no detrimental effect on bass populations in any Texas reservoir.



INTRODUCTION

The "black bass" continues to be the most popular sport fish in Texas waters. Creel surveys conducted around the state in 1982 indicated that over 50% of all manhours spent fishing on public waters in Texas (58 million) were spent in pursuit of black bass (unpublished data, Texas Parks and Wildlife Department (TPWD) 1982). This represents an increase in fishermen preference for black bass over the previous four years (30%, 41%, 40%, and 50%, respectively).

Predicted increases in the numbers of fishermen, along with the resulting demands for a quality black bass fishery, creates a need for proper management of the state's black bass resource. The quality black bass fishing currently available in most Texas reservoirs can only be maintained by well-planned, intensive management programs.

The majority of data collected in attempts to evaluate bass management strategies deals with fish populations. Data from netting, electrofishing, etc., play an important role in helping the manager determine the success or failure of particular management plans by telling him how the fish are doing. In many cases though, the presence of a healthy fish population does not correspond to better fishing. Data from other surveys such as creel surveys and the Survey of Bass Club Fishing, described in this report, helps the manager determine what effects bass management programs are having on fishermen.

This 1982 segment of the Bass Tournament Survey was conducted to continue the monitoring of black bass tournament fishing. Results on both harvest and quality provide needed management information and also aids

Texas fishermen, both club and non-club, by telling them where bass are being caught in Texas. We would particularly like to thank the bass clubs of Texas who participated in the 1982 segment of this survey. Also, special thanks to Mr. Paul Seidensticker and Mr. Philip Durocher for their help in the survey design and data analysis.

METHODS

In January, 1982, twelve pre-paid survey postcards (Fig. 1) were mailed to known bass clubs in Texas. Clubs were asked to complete one card after each tournament and return them for analyses. At the end of 1982, fishing statistics were compiled for each lake on which tournaments were reported. Compilations and analyses were performed using the Parks and Wildlife computer facilities with programs written specifically for this purpose.

Fig. 1. The self-addressed, postage-paid postcard questionnaire used in the 1982 Bass Club Survey.

FISHING TOURNAMENT REPORT							
Name of Club _____			No. of Members _____				
Mailing Address _____							

1. Tournament Lake _____							
2. Tournament dates (start) _____ / _____ / _____ (end) _____ / _____ / _____							
	Mo	Day	Yr	Mo	Day	Yr	
3. Type of tournament.			Day _____			Night _____	
4. Length of fishing time (total hours)	_____						
5. Tournament bag limit.	_____						
6. Minimum size limit (inches).	_____						
7. Number of fishermen in tournament.	_____						
8. Number of fishermen weighing in their limit.	_____						
9. Number of fishermen at weigh-in station with one or more bass	_____						
10. Total number of bass at weigh-in	_____						
11. Total weight of bass at weigh-inlbs. _____			oz. _____	
12. Number of bass over six pounds	_____						
13. Weight of biggest bass taken during tournamentlbs. _____			oz. _____	
PWD 244 (1/78) 3200							

Reservoirs with five or more tournaments reported in 1982 were rated in five categories that reflect the quality of fishing: Percent Fishermen Success, Average Weight, Bass/Fishermen, Pounds/Fishermen, and Hours/Trophy Bass. Percent Fishermen Success is the percent of tournament fishermen at weigh-in with at least one bass. Average Weight is the average of all fish weighed in during the year. Bass/Fishermen and Pounds/Fishermen indicates the average catch rate of fishermen during each tournament. Hours/Trophy Bass is the average number of hours fished to catch a bass 6 lb or larger.

To determine the best "overall" reservoirs, the top 15 in each category were given a value according to their ranking (No. 1 received 15; No. 2 -14; No. 3 - 13; etc.). Summing the values each reservoir received in all categories produced its "overall" rating.

RESULTS AND DISCUSSION

Eight hundred ninety-nine (899) tournaments were reported by 149 clubs (Table 1). Although this represents an decrease of 92 tournament reports from 1981, the number of clubs and percent participating actually increased. We continue to have problems locating some of the clubs who participated in previous years, mainly due to address changes as new club officers are elected. The setting up of permanent post office boxes would eliminate many of these problems.

Nine of the 899 tournament reports were unusable because of information missing on the tournament report cards. Unlike previous years road-runner tournament reports were analyzed and are presented in this report. The most common missing data continued to be item No. 10 (Fig. 1),

"Total number of bass at weigh-in." Usable reports, by reservoir, are summarized in Appendix A.

Table 1. Results from A Survey of Black Bass Tournament Fishing in Texas, 1978 to 1980. Fishing Quality Indicators are averages of all tournaments reported.

	Survey Year				
	1978	1979	1980	1981	1982
Clubs Contacted	232	235	334	315	313
Clubs Participating (%)	134 (58)	131 (56)	160 (48)	142 (45)	149 (48)
Tournaments Reported	792	762	864	991	899
Fishing Quality Indicators					
% Successful Fishermen	61.7	60.0	66.2	63.9	65.65
Average Weight	1.60	1.51	1.48	1.52	1.56
Bass/Fisherman	2.15	2.12	2.41	2.07	2.36
Pounds/Fisherman	3.44	3.21	3.56	3.14	3.67
Hours/Trophy Bass (6 lb)	1508	2119	2353	2133	1310

Tournaments were reported on 89 reservoirs. Heading the list in 1982 for most tournaments reported was Conroe with 62. It was followed by Livingston (49), Palestine (40), and Buchanan (33). These four reservoirs accounted for more than 21% of all usable tournament reports.

The largest bass (11 lb. 1 oz.) was caught from Buchanan. A bass weighing 10 lb. 7 oz. was also reported caught from Calaveras with a 9 lb. 14 oz. trophy coming from Falcon. Several lakes had reports of bass over 8 lb. These included Fairfield, Braunig, Fayette, Houston County, and Palestine. The total number of trophy bass reported caught in 1982 (196) was higher than the previous four years (148, 124, 89 and 131, respectively).

For reservoirs with five or more tournaments (Table 2), Fishermen Success ranged from 91% at LBJ to 39% at Oak Creek. Statewide, 66% of all tournament fishermen weighed in at least one bass per tournament. Average weights of all bass at weigh-in statewide was 1.56 lb. This represented a slight increase over the previous three years. In 1982, average weights ranged from a high of 2.74 lbs. at Braunig to 1.02 lbs. at LBJ. Several other reservoirs, Oak Creek and Fayette, had fish averaging over 2.00 lbs. Catch rates in terms of Bass/Fishermen for each tournament ranged from 5.0 at Falcon to less than one at several reservoirs. Pounds/Fishermen catch ranged from 9.1 at Falcon to 1.1 at Leon. Statewide catch rates of 2.36 bass and 3.67 pounds per fishermen were slightly higher than the previous years of the survey. In 1982 tournament fishermen fished an average of 1,310 hours to catch a trophy bass. This was less than the previous four years. A trophy bass was caught every 161 hours spent fishing at Braunig, the least time required for any reservoir in 1982.

Falcon was the best "overall" tournament lake in Texas in 1982, followed closely by Casa Blanca and LBJ. Falcon and Toledo Bend are the only lakes appearing in the Top 15 "overall" category all five years this survey has been conducted.

It is again obvious that larger well known lakes continue to dominate tournament fishing. These larger lakes, as a whole, are usually less affected by yearly or even seasonal variations in climate conditions than are smaller lakes, and are less likely to go through cycles of extremely good to extremely bad fishing.

Overall quality of bass tournament fishing in Texas has not changed significantly since 1978 (Durocher 1979, 1980, 1981, 1982) and remains

Table 2. Statewide averages and top 15 reservoirs in five quality categories and overall for bass tournament fishing in Texas, 1982. Only lakes with five or more tournaments were considered.

	% Fishermen Success	Average Weight	Bass/ Fishermen	Pounds/ Fishermen	Hour/ Trophy Bass	'OVERALL'
Statewide Average	65.7	1.56	2.35	3.67	1310	
"Ranking"						
1	LBJ	Braunig	Falcon	Falcon	Braunig	Falcon
2	Falcon	Fayette	LBJ	Casa Blanca	Houston Co.	Casa Blanca
3	Travis	Oak Creek	Belton	Amistad	Tyler (East)	LBJ
4	Corpus Christi	Casa Blanca	Corpus Christi	Toledo Bend	Murvaul	Corpus Christi
5	Casa Blanca	Murvaul	Amistad	Belton	Palestine	Braunig
6	Belton	Fairfield	Casa Blanca	Livingston	Fairfield	Belton*
7	Amistad	Limestone	Travis	Corpus Christi	Oak Creek	Amistad
8	Cypress Springs	Palestine	Martin	LBJ	Fayette	Toledo Bend
9	Martin	Proctor*	Toledo Bend	Tawakoni	Calaveras	Murvaul*
10	Tyler (East)	"Roadrunner"*	Livingston	Conroe	Tawakoni	Travis*
11	Toledo Bend	Falcon	Texana	Rayburn	"Roadrunner"	Oak Creek*
12	Bastrop	Houston Co.	Lake O'the Pines	Braunig	Buchanan	Fayette*
13	Austin	Tawakoni*	Rayburn	Texana	Welch	Fairfield
14	Lake O'the Pines	Brownwood*	Cypress Springs	Martin	Cypress Springs	Palestine
15	Conroe	Toledo Bend	Bastrop	Travis	Conroe	Tyler (East)


* Denotes Tie

among the best in the United States. There is no evidence indicating that bass tournament fishing is or has been detrimental to bass populations in any of our lakes. Even though numbers of clubs and persons participating in them continues to increase, their impact is minimal when compared to that of non-tournament fishermen. On the contrary many bass clubs, through their adopt-a-lake type programs and self-imposed size and harvest regulations, have assisted both monetarily and otherwise in programs to maintain and improve the quality of bass fishing for all Texas fishermen.

REFERENCES CITED

- Durocher, Philip P. 1979. A Survey of Black Bass Tournament Fishing in Texas, 1978. Texas Parks and Wildlife Department, Austin, Texas. Spec. Publ. 3000-99. 69pp.
- _____, 1980. A Survey of Black Bass Tournament Fishing in Texas, 1979. Texas Parks and Wildlife Department, Austin, Texas. Spec. Publ. 3000-81. 75pp.
- _____, 1981. A Survey of Black Bass Tournament Fishing in Texas, 1980. Texas Parks and Wildlife Department, Austin, Texas. Spec. Publ. 3000-81. 82pp.
- _____, 1982. A Survey of Black Bass Tournament Fishing in Texas, 1981. Texas Parks and Wildlife Department, Austin, Texas. Spec. Publ. 3000-81. 83pp.
- Texas Parks and Wildlife Department. A summary of statewide creel statistics. 1978-82. Loose-leaf publ. 4pp.

Appendix A



TEXAS PARKS AND WILDLIFE DEPARTMENT


INLAND FISHERIES

1981 BASS TOURNAMENT REPORTS

Table of Contents

Results are from actual Bass Tournaments,
as reported by the Bass Clubs of Texas.

<u>Lake</u>	<u>Page</u>	<u>Lake</u>	<u>Page</u>
Amistad	1	Limestone	46
Arlington	2	Livingston	47
Arrowhead	3	Lyndon B. Johnson	48
Austin	4	Martin	49
Bastrop	5	MacKenzie	50
Baylor Creek	6	McQueeney	51
Belton (Bell)	7	Medina	52
Fairfield	8	Mexia	53
Monticello	9	Miller's Creek	54
Brady Creek	10	Moss, Hubert H.	55
Braunig, Victor	11	Murvaul	56
Bridgeport	12	Nasworthy	57
Brownwood	13	Nocona	58
Buchanan	14	Georgetown	59
Caddo	15	Oak Creek	60
Calaveras	16	Palestine	61
Canyon	17	Palo Pinto	62
Casa Blanca	18	Mayse, Pat	63
Cedar Creek	19	Possum Kingdom	64
Champion Creek	20	Proctor	65
Coleman City (Coleman Co.)	21	Quitman	66
Colorado City	22	Hubbard, Ray (Forney)	67
Conroe (Honea)	23	Rayburn, Sam	68
Corpus Christi (Mathis)	24	Fisher, O. C.	69
Cypress Springs	25	Sandlin, Bob	70
Long, Walter E.	26	Somerville	71
Dunlap	27	Spence, E.V.	72
Falcon	28	Stamford	73
Fayette Power Project	29	Stillhouse Hollow	74
Fort Phantom Hill	30	Striker Creek	75
Graham	31	Tawakoni	76
Granbury	32	Texana	77
Granger	33	Patman, Wright	78
Grapevine	34	Texoma	79
Greenbelt	35	Toledo Bend	80
Hawkins	36	Trinidad	81
Holbrook	37	Travis	82
Houston	38	Twin Buttes	83
Houston Co.	39	Waco	84
Hubbard Creek	40	White River	85
Jacksonville	41	Whitney	86
Lake O'The Pines	42	Welch	87
Fork	43	Tyler (East)	88
Lavon	44	Roadrunner	89
Leon	45	Grand Total All Lakes	90



AMISTAD

Number of Tournaments Reported	30.
Number of Fishermen	703.
Total Number of Hours Fished (Tournament HRS. X NO. Fishermen)	10435.50
Total Number of Bass Caught	2487.
% Fishing Success (1 or more fish)	81.37
% Catching Limit	13.66
Total Weight of Bass Caught. (Pounds)	3845.38
Average Weight (Pounds)	1.55
Bass Per Hour Fished	0.23832
Pounds Per Hour Fished	0.36849
Bass Per Acre	0.0383
Pounds Per Acre	0.0593
Bass Over Six Pounds	0.
Hours Per Bass Over Six Pounds	
Largest Bass Caught	5 lbs. 7 oz.

ARLINGTON

Number of Tournaments Reported	1.
Number of Fishermen	10.
Total Number of Hours Fished (Tournament HRS. X NO. Fishermen)	90.00
Total Number of Bass Caught	3.
% Fishing Success (1 or more fish)	30.00
% Catching Limit	0.0
Total Weight of Bass Caught (Pounds)	3.63
Average Weight (Pounds)	1.21
Bass Per Hour Fished	0.03333
Pounds Per Hour Fished	0.04028
Bass Per Acre	0.0013
Pounds Per Acre	0.0016
Bass Over Six Pounds	0.
Hours Per Bass Over Six Pounds	
Largest Bass Caught	1 lbs. 9 oz.

ARROWHEAD

Number of Tournaments Reported	1.
Number of Fishermen	19.
Total Number of Hours Fished (Tournament HRS. X NO. Fishermen)	180.50
Total Number of Bass Caught	0.
% Fishing Success (1 or more fish)	0.0
% Catching Limit	0.0
Total Weight of Bass Caught (Pounds)	0.0
Average Weight (Pounds)	0.0
Bass Per Hour Fished	0.0
Pounds Per Hour Fished	0.0
Bass Per Acre	0.0
Pounds Per Acre	0.0
Bass Over Six Pounds	0.
Hours Per Bass Over Six Pounds	
Largest Bass Caught	0 lbs. 0 oz.

AUSTIN

Number of Tournaments Reported	5.
Number of Fishermen	98.
Total Number of Hours Fished (Tournament HRS. X NO. Fishermen)	1037.00
Total Number of Bass Caught	208.
% Fishing Success (1 or more fish)	75.51
% Catching Limit	5.10
Total Weight of Bass Caught (Pounds)	263.88
Average Weight (Pounds)	1.27
Bass Per Hour Fished	0.20058
Pounds Per Hour Fished	0.25446
Bass Per Acre	0.1137
Pounds Per Acre	0.1442
Bass Over Six Pounds	0.
Hours Per Bass Over Six Pounds	
Largest Bass Caught	5 lbs. 8 oz.

BASTROP

Number of Tournaments Reported	10.
Number of Fishermen	155.
Total Number of Hours Fished (Tournament HRS. X NO. Fishermen)	1702.50
Total Number of Bass Caught	417.
% Fishing Success (1 or more fish)	76.13
% Catching Limit	6.45
Total Weight of Bass Caught (Pounds)	501.38
Average Weight (Pounds)	1.20
Bass Per Hour Fished	0.24493
Pounds Per Hour Fished	0.29449
Bass Per Acre	0.4603
Pounds Per Acre	0.5534
Bass Over Six Pounds	0.
Hours Per Bass Over Six Pounds	
Largest Bass Caught	4 lbs. 10 oz.

BAYLOR CREEK

Number of Tournaments Reported	2.
Number of Fishermen	27.
Total Number of Hours Fished (Tournament HRS. X NO. Fishermen)	243.00
Total Number of Bass Caught	28.
% Fishing Success (1 or more fish)	51.85
% Catching Limit	0.0
Total Weight of Bass Caught (Pounds)	51.50
Average Weight (Pounds)	1.84
Bass Per Hour Fished	0.11523
Pounds Per Hour Fished	0.21193
Bass Per Acre	0.0459
Pounds Per Acre	0.0844
Bass Over Six Pounds	0.
Hours Per Bass Over Six Pounds	
Largest Bass Caught	3 lbs. 7 oz.

BELTON (BELL)

Number of Tournaments Reported	30.
Number of Fishermen	736.
Total Number of Hours Fished (Tournament HRS. X NO. Fishermen)	9329.50
Total Number of Bass Caught	2974.
% Fishing Success (1 or more fish)	81.52
% Catching Limit	13.45
Total Weight of Bass Caught (Pounds)	3368.13
Average Weight (Pounds)	1.13
Bass Per Hour Fished	0.31877
Pounds Per Hour Fished	0.36102
Bass Per Acre	0.2379
Pounds Per Acre	0.2694
Bass Over Six Pounds	2.
Hours Per Bass Over Six Pounds	4665.
Largest Bass Caught	7 lbs. 5 oz.

FAIRFIELD

Number of Tournaments Reported	29.
Number of Fishermen	555.
Total Number of Hours Fished (Tournament HRS. X NO. Fishermen)	6975.00
Total Number of Bass Caught	986.
% Fishing Success (1 or more fish)	59.82
% Catching Limit	1.26
Total Weight of Bass Caught (Pounds)	2022.38
Average Weight (Pounds)	2.05
Bass Per Hour Fished	0.14136
Pounds Per Hour Fished	0.28995
Bass Per Acre	0.4024
Pounds Per Acre	0.8255
Bass Over Six Pounds	17.
Hours Per Bass Over Six Pounds	410.
Largest Bass Caught	9 lbs. 8 oz.

MONTICELLO

Number of Tournaments Reported	3.
Number of Fishermen	33.
Total Number of Hours Fished (Tournament HRS. X NO. Fishermen)	364.00
Total Number of Bass Caught	27.
% Fishing Success (1 or more fish)	45.45
% Catching Limit	0.0
Total Weight of Bass Caught (Pounds)	62.38
Average Weight (Pounds)	2.31
Bass Per Hour Fished	0.07418
Pounds Per Hour Fished	0.17136
Bass Per Acre	0.0135
Pounds Per Acre	0.0312
Bass Over Six Pounds	2.
Hours Per Bass Over Six Pounds	182.
Largest Bass Caught	10 lbs. 4 oz.

BRADY CREEK

Number of Tournaments Reported	2.
Number of Fishermen	61.
Total Number of Hours Fished (Tournament HRS. X NO. Fishermen)	967.00
Total Number of Bass Caught	74.
% Fishing Success (1 or more fish)	62.30
% Catching Limit	18.03
Total Weight of Bass Caught (Pounds)	108.25
Average Weight (Pounds)	1.46
Bass Per Hour Fished	0.07653
Pounds Per Hour Fished	0.11194
Bass Per Acre	0.0366
Pounds Per Acre	0.0536
Bass Over Six Pounds	1.
Hours Per Bass Over Six Pounds	967.
Largest Bass Caught	6 lbs. 0 oz.

BRAUNIG, VICTOR

Number of Tournaments Reported	6.
Number of Fishermen	101.
Total Number of Hours Fished (Tournament HRS. X NO. Fishermen)	1766.00
Total Number of Bass Caught	153.
% Fishing Success (1 or more fish)	39.60
% Catching Limit	0.0
Total Weight of Bass Caught (Pounds)	418.75
Average Weight (Pounds)	2.74
Bass Per Hour Fished	0.08664
Pounds Per Hour Fished	0.23712
Bass Per Acre	0.1133
Pounds Per Acre	0.3102
Bass Over Six Pounds	11.
Hours Per Bass Over Six Pounds	161.
Largest Bass Caught	8 lbs. 4 oz.

BRIDGEPORT

Number of Tournaments Reported	1.
Number of Fishermen	19.
Total Number of Hours Fished (Tournament HRS. X NO. Fishermen)	323.00
Total Number of Bass Caught	22.
% Fishing Success (1 or more fish)	68.42
% Catching Limit	0.0
Total Weight of Bass Caught (Pounds)	33.06
Average Weight (Pounds)	1.50
Bass Per Hour Fished	0.06811
Pounds Per Hour Fished	0.10236
Bass Per Acre	0.0017
Pounds Per Acre	0.0025
Bass Over Six Pounds	0.
Hours Per Bass Over Six Pounds	
Largest Bass Caught	3 lbs. 2 oz.

BROWNWOOD

Number of Tournaments Reported	7.
Number of Fishermen	180.
Total Number of Hours Fished (Tournament HRS. X NO. Fishermen)	1802.00
Total Number of Bass Caught	122.
% Fishing Success (1 or more fish)	41.67
% Catching Limit	3.33
Total Weight of Bass Caught (Pounds)	209.56
Average Weight (Pounds)	1.72
Bass Per Hour Fished	0.06770
Pounds Per Hour Fished	0.11629
Bass Per Acre	0.0167
Pounds Per Acre	0.0287
Bass Over Six Pounds	0.
Hours Per Bass Over Six Pounds	
Largest Bass Caught	5 lbs. 2 oz.

BUCHANAN

Number of Tournaments Reported	33.
Number of Fishermen	912.
Total Number of Hours Fished (Tournament HRS. X NO. Fishermen)	11202.50
Total Number of Bass Caught	2383.
% Fishing Success (1 or more fish)	71.38
% Catching Limit	20.94
Total Weight of Bass Caught (Pounds)	3321.50
Average Weight (Pounds)	1.39
Bass Per Hour Fished	0.21272
Pounds Per Hour Fished	0.29650
Bass Per Acre	0.1027
Pounds Per Acre	0.1432
Bass Over Six Pounds	15.
Hours Per Bass Over Six Pounds	747.
Largest Bass Caught	11 lbs. 1 oz.

CADDO

Number of Tournaments Reported	9.
Number of Fishermen	269.
Total Number of Hours Fished (Tournament HRS. X NO. Fishermen)	4527.50
Total Number of Bass Caught	548.
% Fishing Success (1 or more fish)	63.94
% Catching Limit	4.46
Total Weight of Bass Caught (Pounds)	839.94
Average Weight (Pounds)	1.53
Bass Per Hour Fished	0.12104
Pounds Per Hour Fished	0.18552
Bass Per Acre	0.0216
Pounds Per Acre	0.0331
Bass Over Six Pounds	1.
Hours Per Bass Over Six Pounds	4528.
Largest Bass Caught	6 lbs. 13 oz.

CALAVERAS

Number of Tournaments Reported	7.
Number of Fishermen	138.
Total Number of Hours Fished (Tournament HRS. X NO. Fishermen)	2238.50
Total Number of Bass Caught	277.
% Fishing Success (1 or more fish)	55.07
% Catching Limit	3.62
Total Weight of Bass Caught (Pounds)	450.75
Average Weight (Pounds)	1.63
Bass Per Hour Fished	0.12374
Pounds Per Hour Fished	0.20136
Bass Per Acre	0.0803
Pounds Per Acre	0.1307
Bass Over Six Pounds	4.
Hours Per Bass Over Six Pounds	560.
Largest Bass Caught	10 lbs. 7 oz.

CANYON

Number of Tournaments Reported	6.
Number of Fishermen	108.
Total Number of Hours Fished (Tournament HRS. X NO. Fishermen)	1602.00
Total Number of Bass Caught	130.
% Fishing Success (1 or more fish)	55.56
% Catching Limit	0.0
Total Weight of Bass Caught (Pounds)	167.38
Average Weight (Pounds)	1.29
Bass Per Hour Fished	0.08115
Pounds Per Hour Fished	0.10448
Bass Per Acre	0.0158
Pounds Per Acre	0.0203
Bass Over Six Pounds	0.
Hours Per Bass Over Six Pounds	
Largest Bass Caught	4 lbs. 3 oz.

CASA BLANCA

Number of Tournaments Reported	8.
Number of Fishermen	94.
Total Number of Hours Fished (Tournament HRS. X NO. Fishermen)	1716.00
Total Number of Bass Caught	324.
% Fishing Success (1 or more fish)	81.91
% Catching Limit	0.0
Total Weight of Bass Caught (Pounds)	684.31
Average Weight (Pounds)	2.11
Bass Per Hour Fished	0.18881
Pounds Per Hour Fished	0.39878
Bass Per Acre	0.1957
Pounds Per Acre	0.4132
Bass Over Six Pounds	1.
Hours Per Bass Over Six Pounds	1716.
Largest Bass Caught	6 lbs. 3 oz.

CEDAR CREEK

Number of Tournaments Reported	27.
Number of Fishermen	696.
Total Number of Hours Fished (Tournament HRS. X NO. Fishermen)	10595.50
Total Number of Bass Caught	1711.
% Fishing Success (1 or more fish)	61.64
% Catching Limit	10.49
Total Weight of Bass Caught (Pounds)	2454.94
Average Weight (Pounds)	1.43
Bass Per Hour Fished	0.16148
Pounds Per Hour Fished	0.23170
Bass Per Acre	0.0503
Pounds Per Acre	0.0722
Bass Over Six Pounds	6.
Hours Per Bass Over Six Pounds	1766.
Largest Bass Caught	7 lbs. 11 oz.

CHAMPION CREEK

Number of Tournaments Reported	1.
Number of Fishermen	10.
Total Number of Hours Fished (Tournament HRS. X NO. Fishermen)	90.00
Total Number of Bass Caught	4.
% Fishing Success (1 or more fish)	30.00
% Catching Limit	0.0
Total Weight of Bass Caught (Pounds)	9.50
Average Weight (Pounds)	2.38
Bass Per Hour Fished	0.04444
Pounds Per Hour Fished	0.10556
Bass Per Acre	0.0026
Pounds Per Acre	0.0061
Bass Over Six Pounds	0.
Hours Per Bass Over Six Pounds	
Largest Bass Caught	4 lbs. 0 oz.

COLEMAN CITY (COLEMAN CO.)

Number of Tournaments Reported	3.
Number of Fishermen	52.
Total Number of Hours Fished (Tournament HRS. X NO. Fishermen)	445.00
Total Number of Bass Caught	85.
% Fishing Success (1 or more fish)	67.31
% Catching Limit	23.08
Total Weight of Bass Caught (Pounds)	118.44
Average Weight (Pounds)	1.39
Bass Per Hour Fished	0.19101
Pounds Per Hour Fished	0.26615
Bass Per Acre	0.0425
Pounds Per Acre	0.0592
Bass Over Six Pounds	0.
Hours Per Bass Over Six Pounds	
Largest Bass Caught	4 lbs. 1 oz.

COLORADO CITY

Number of Tournaments Reported	1.
Number of Fishermen	15.
Total Number of Hours Fished (Tournament HRS. X NO. Fishermen)	135.00
Total Number of Bass Caught	13.
% Fishing Success (1 or more fish)	40.00
% Catching Limit	0.0
Total Weight of Bass Caught (Pounds)	28.75
Average Weight (Pounds)	2.21
Bass Per Hour Fished	0.09630
Pounds Per Hour Fished	0.21296
Bass Per Acre	0.0080
Pounds Per Acre	0.0178
Bass Over Six Pounds	0.
Hours Per Bass Over Six Pounds	
Largest Bass Caught	4 lbs. 3 oz.

CONROE (HONEA)

Number of Tournaments Reported	62.
Number of Fishermen	975.
Total Number of Hours Fished (Tournament HRS. X NO. Fishermen)	14542.30
Total Number of Bass Caught	2485.
% Fishing Success (1 or more fish)	72.00
% Catching Limit	8.92
Total Weight of Bass Caught (Pounds)	4075.19
Average Weight (Pounds)	1.64
Bass Per Hour Fished	0.17088
Pounds Per Hour Fished	0.28023
Bass Per Acre	0.1183
Pounds Per Acre	0.1941
Bass Over Six Pounds	12.
Hours Per Bass Over Six Pounds	1212.
Largest Bass Caught	7 lbs. 6 oz.

CORPUS CHRISTI (MATHIS)

Number of Tournaments Reported	10.
Number of Fishermen	230.
Total Number of Hours Fished (Tournament HRS. X NO. Fishermen)	4075.50
Total Number of Bass Caught	860.
% Fishing Success (1 or more fish)	84.35
% Catching Limit	3.04
Total Weight of Bass Caught (Pounds)	1033.31
Average Weight (Pounds)	1.20
Bass Per Hour Fished	0.21102
Pounds Per Hour Fished	0.25354
Bass Per Acre	0.0445
Pounds Per Acre	0.0534
Bass Over Six Pounds	0.
Hours Per Bass Over Six Pounds	
Largest Bass Caught	3 lbs. 13 oz.

CYPRESS SPRINGS

Number of Tournaments Reported	5.
Number of Fishermen	72.
Total Number of Hours Fished (Tournament HRS. X NO. Fishermen)	1145.00
Total Number of Bass Caught	194.
% Fishing Success (1 or more fish)	80.56
% Catching Limit	6.94
Total Weight of Bass Caught (Pounds)	259.25
Average Weight (Pounds)	1.34
Bass Per Hour Fished	0.16943
Pounds Per Hour Fished	0.22642
Bass Per Acre	0.0562
Pounds Per Acre	0.0751
Bass Over Six Pounds	1.
Hours Per Bass Over Six Pounds	1145.
Largest Bass Caught	6 lbs. 7 oz.

LONG, WALTER E.

Number of Tournaments Reported	2.
Number of Fishermen	12.
Total Number of Hours Fished (Tournament HRS. X NO. Fishermen)	118.00
Total Number of Bass Caught	40.
% Fishing Success (1 or more fish)	91.67
% Catching Limit	0.0
Total Weight of Bass Caught (Pounds)	40.81
Average Weight (Pounds)	1.02
Bass Per Hour Fished	0.33898
Pounds Per Hour Fished	0.34587
Bass Per Acre	0.0315
Pounds Per Acre	0.0322
Bass Over Six Pounds	0.
Hours Per Bass Over Six Pounds	
Largest Bass Caught	2 lbs. 11 oz.

DUNLAP

Number of Tournaments Reported	1.
Number of Fishermen	18.
Total Number of Hours Fished (Tournament HRS. X NO. Fishermen)	324.00
Total Number of Bass Caught	6.
% Fishing Success (1 or more fish)	27.78
% Catching Limit	0.0
Total Weight of Bass Caught (Pounds)	11.19
Average Weight (Pounds)	1.86
Bass Per Hour Fished	0.01852
Pounds Per Hour Fished	0.03453
Bass Per Acre	0.0146
Pounds Per Acre	0.0273
Bass Over Six Pounds	0.
Hours Per Bass Over Six Pounds	
Largest Bass Caught	3 lbs. 4 oz.

FALCON

Number of Tournaments Reported	32.
Number of Fishermen	655.
Total Number of Hours Fished (Tournament HRS. X NO. Fishermen)	12733.00
Total Number of Bass Caught	3292.
% Fishing Success (1 or more fish)	85.19
% Catching Limit	13.59
Total Weight of Bass Caught (Pounds)	6282.75
Average Weight (Pounds)	1.91
Bass Per Hour Fished	0.25854
Pounds Per Hour Fished	0.49342
Bass Per Acre	0.0333
Pounds Per Acre	0.0635
Bass Over Six Pounds	8.
Hours Per Bass Over Six Pounds	1592.
Largest Bass Caught	9 lbs. 14 oz.

FAYETTE POWER PROJECT

Number of Tournaments Reported	26.
Number of Fishermen	376.
Total Number of Hours Fished (Tournament HRS. X NO. Fishermen)	5466.00
Total Number of Bass Caught	302.
% Fishing Success (1 or more fish)	43.35
% Catching Limit	8.24
Total Weight of Bass Caught (Pounds)	819.94
Average Weight (Pounds)	2.72
Bass Per Hour Fished	0.05525
Pounds Per Hour Fished	0.15001
Bass Per Acre	0.1258
Pounds Per Acre	0.3416
Bass Over Six Pounds	10.
Hours Per Bass Over Six Pounds	547.
Largest Bass Caught	9 lbs. 4 oz.

FORT PHANTOM HILL

Number of Tournaments Reported	4.
Number of Fishermen	60.
Total Number of Hours Fished (Tournament HRS. X NO. Fishermen)	457.50
Total Number of Bass Caught	52.
% Fishing Success (1 or more fish)	38.33
% Catching Limit	5.00
Total Weight of Bass Caught (Pounds)	110.75
Average Weight (Pounds)	2.13
Bass Per Hour Fished	0.11366
Pounds Per Hour Fished	0.24208
Bass Per Acre	0.0122
Pounds Per Acre	0.0261
Bass Over Six Pounds	0.
Hours Per Bass Over Six Pounds	
Largest Bass Caught	4 lbs. 13 oz.

GRAHAM

Number of Tournaments Reported	1.
Number of Fishermen	15.
Total Number of Hours Fished (Tournament HRS. X NO. Fishermen)	90.00
Total Number of Bass Caught	5.
% Fishing Success (1 or more fish)	33.33
% Catching Limit	0.0
Total Weight of Bass Caught (Pounds)	5.31
Average Weight (Pounds)	1.06
Bass Per Hour Fished	0.05556
Pounds Per Hour Fished	0.05903
Bass Per Acre	0.0017
Pounds Per Acre	0.0018
Bass Over Six Pounds	0.
Hours Per Bass Over Six Pounds	
Largest Bass Caught	1 lbs. 8 oz.

GRANBURY

Number of Tournaments Reported	8.
Number of Fishermen	140.
Total Number of Hours Fished (Tournament HRS. X NO. Fishermen)	1539.00
Total Number of Bass Caught	117.
% Fishing Success (1 or more fish)	42.14
% Catching Limit	7.86
Total Weight of Bass Caught (Pounds)	166.13
Average Weight (Pounds)	1.42
Bass Per Hour Fished	0.07602
Pounds Per Hour Fished	0.10794
Bass Per Acre	0.0134
Pounds Per Acre	0.0191
Bass Over Six Pounds	0.
Hours Per Bass Over Six Pounds	
Largest Bass Caught	5 lbs. 6 oz.

GRANGER

Number of Tournaments Reported	10.
Number of Fishermen	191.
Total Number of Hours Fished (Tournament HRS. X NO. Fishermen)	2306.50
Total Number of Bass Caught	332.
% Fishing Success (1 or more fish)	61.26
% Catching Limit	1.57
Total Weight of Bass Caught (Pounds)	467.25
Average Weight (Pounds)	1.41
Bass Per Hour Fished	0.14394
Pounds Per Hour Fished	0.20258
Bass Per Acre	0.0755
Pounds Per Acre	0.1062
Bass Over Six Pounds	1.
Hours Per Bass Over Six Pounds	2307.
Largest Bass Caught	6 lbs. 5 oz.

GRAPEVINE

Number of Tournaments Reported	1.
Number of Fishermen	23.
Total Number of Hours Fished (Tournament HRS. X NO. Fishermen)	356.50
Total Number of Bass Caught	38.
% Fishing Success (1 or more fish)	60.87
% Catching Limit	0.0
Total Weight of Bass Caught (Pounds)	47.31
Average Weight (Pounds)	1.25
Bass Per Hour Fished	0.10659
Pounds Per Hour Fished	0.13271
Bass Per Acre	0.0051
Pounds Per Acre	0.0064
Bass Over Six Pounds	0.
Hours Per Bass Over Six Pounds	
Largest Bass Caught	3 lbs. 3 oz.

GREENBELT

Number of Tournaments Reported	1.
Number of Fishermen	13.
Total Number of Hours Fished (Tournament HRS. X NO. Fishermen)	234.00
Total Number of Bass Caught	2.
% Fishing Success (1 or more fish)	15.38
% Catching Limit	0.0
Total Weight of Bass Caught (Pounds)	2.00
Average Weight (Pounds)	1.00
Bass Per Hour Fished	0.00855
Pounds Per Hour Fished	0.00855
Bass Per Acre	0.0010
Pounds Per Acre	0.0010
Bass Over Six Pounds	0.
Hours Per Bass Over Six Pounds	
Largest Bass Caught	1 lbs. 0 oz.

HAWKINS

Number of Tournaments Reported	2.
Number of Fishermen	50.
Total Number of Hours Fished (Tournament HRS. X NO. Fishermen)	578.00
Total Number of Bass Caught	45.
% Fishing Success (1 or more fish)	50.00
% Catching Limit	0.0
Total Weight of Bass Caught (Pounds)	68.69
Average Weight (Pounds)	1.53
Bass Per Hour Fished	0.07785
Pounds Per Hour Fished	0.11884
Bass Per Acre	0.0562
Pounds Per Acre	0.0859
Bass Over Six Pounds	0.
Hours Per Bass Over Six Pounds	
Largest Bass Caught	4 lbs. 15 oz.

HOLBROOK

Number of Tournaments Reported	1.
Number of Fishermen	24.
Total Number of Hours Fished (Tournament HRS. X NO. Fishermen)	228.00
Total Number of Bass Caught	12.
% Fishing Success (1 or more fish)	37.50
% Catching Limit	0.0
Total Weight of Bass Caught (Pounds)	22.56
Average Weight (Pounds)	1.88
Bass Per Hour Fished	0.05263
Pounds Per Hour Fished	0.09896
Bass Per Acre	0.0184
Pounds Per Acre	0.0346
Bass Over Six Pounds	1.
Hours Per Bass Over Six Pounds	228.
Largest Bass Caught	6 lbs. 1 oz.

HOUSTON

Number of Tournaments Reported	3.
Number of Fishermen	42.
Total Number of Hours Fished (Tournament HRS. X NO. Fishermen)	560.00
Total Number of Bass Caught	98.
% Fishing Success (1 or more fish)	83.33
% Catching Limit	0.0
Total Weight of Bass Caught (Pounds)	149.19
Average Weight (Pounds)	1.52
Bass Per Hour Fished	0.17500
Pounds Per Hour Fished	0.26641
Bass Per Acre	0.0080
Pounds Per Acre	0.0122
Bass Over Six Pounds	0.
Hours Per Bass Over Six Pounds	
Largest Bass Caught	4 lbs. 4 oz.

HOUSTON CO.

Number of Tournaments Reported	14.
Number of Fishermen	214.
Total Number of Hours Fished (Tournament HRS. X NO. Fishermen)	2668.00
Total Number of Bass Caught	268.
% Fishing Success (1 or more fish)	57.94
% Catching Limit	0.93
Total Weight of Bass Caught (Pounds)	510.06
Average Weight (Pounds)	1.90
Bass Per Hour Fished	0.10045
Pounds Per Hour Fished	0.19118
Bass Per Acre	0.1805
Pounds Per Acre	0.3435
Bass Over Six Pounds	8.
Hours Per Bass Over Six Pounds	334.
Largest Bass Caught	8 lbs. 8 oz.

HUBBARD CREEK

Number of Tournaments Reported	6.
Number of Fishermen	152.
Total Number of Hours Fished (Tournament HRS. X NO. Fishermen)	2385.00
Total Number of Bass Caught	188.
% Fishing Success (1 or more fish)	55.92
% Catching Limit	6.58
Total Weight of Bass Caught (Pounds)	247.81
Average Weight (Pounds)	1.32
Bass Per Hour Fished	0.07883
Pounds Per Hour Fished	0.10390
Bass Per Acre	0.0123
Pounds Per Acre	0.0162
Bass Over Six Pounds	0.
Hours Per Bass Over Six Pounds	
Largest Bass Caught	5 lbs. 5 oz.

JACKSONVILLE

Number of Tournaments Reported	3.
Number of Fishermen	61.
Total Number of Hours Fished (Tournament HRS. X NO. Fishermen)	631.00
Total Number of Bass Caught	149.
% Fishing Success (1 or more fish)	75.41
% Catching Limit	0.0
Total Weight of Bass Caught (Pounds)	176.00
Average Weight (Pounds)	1.18
Bass Per Hour Fished	0.23613
Pounds Per Hour Fished	0.27892
Bass Per Acre	0.1102
Pounds Per Acre	0.1302
Bass Over Six Pounds	0.
Hours Per Bass Over Six Pounds	
Largest Bass Caught	5 lbs. 2 oz.

LAKE O' THE PINES

Number of Tournaments Reported	13.
Number of Fishermen	297.
Total Number of Hours Fished (Tournament HRS. X NO. Fishermen)	3830.50
Total Number of Bass Caught	818.
% Fishing Success (1 or more fish)	73.40
% Catching Limit	10.10
Total Weight of Bass Caught (Pounds)	1065.94
Average Weight (Pounds)	1.30
Bass Per Hour Fished	0.21355
Pounds Per Hour Fished	0.27828
Bass Per Acre	0.0437
Pounds Per Acre	0.0570
Bass Over Six Pounds	1.
Hours Per Bass Over Six Pounds	3830.
Largest Bass Caught	6 lbs. 1 oz.

FORK

Number of Tournaments Reported	3.
Number of Fishermen	57.
Total Number of Hours Fished (Tournament HRS. X NO. Fishermen)	1251.00
Total Number of Bass Caught	63.
% Fishing Success (1 or more fish)	66.67
% Catching Limit	1.75
Total Weight of Bass Caught (Pounds)	119.88
Average Weight (Pounds)	1.90
Bass Per Hour Fished	0.05036
Pounds Per Hour Fished	0.09582
Bass Per Acre	0.0057
Pounds Per Acre	0.0109
Bass Over Six Pounds	0.
Hours Per Bass Over Six Pounds	
Largest Bass Caught	4 lbs. 8 oz.

LAVON

Number of Tournaments Reported	2.
Number of Fishermen	48.
Total Number of Hours Fished (Tournament HRS. X NO. Fishermen)	715.50
Total Number of Bass Caught	125.
% Fishing Success (1 or more fish)	77.08
% Catching Limit	12.50
Total Weight of Bass Caught (Pounds)	219.88
Average Weight (Pounds)	1.76
Bass Per Hour Fished	0.17470
Pounds Per Hour Fished	0.30730
Bass Per Acre	0.0058
Pounds Per Acre	0.0103
Bass Over Six Pounds	0.
Hours Per Bass Over Six Pounds	
Largest Bass Caught	5 lbs. 0 oz.

LEON

Number of Tournaments Reported	7.
Number of Fishermen	160.
Total Number of Hours Fished (Tournament HRS. X NO. Fishermen)	1698.50
Total Number of Bass Caught	147.
% Fishing Success (1 or more fish)	46.88
% Catching Limit	18.12
Total Weight of Bass Caught (Pounds)	183.50
Average Weight (Pounds)	1.25
Bass Per Hour Fished	0.08655
Pounds Per Hour Fished	0.10804
Bass Per Acre	0.0925
Pounds Per Acre	0.1154
Bass Over Six Pounds	0.
Hours Per Bass Over Six Pounds	
Largest Bass Caught	4 lbs. 6 oz.

LIMESTONE

Number of Tournaments Reported	24.
Number of Fishermen	482.
Total Number of Hours Fished (Tournament HRS. X NO. Fishermen)	6570.00
Total Number of Bass Caught	705.
% Fishing Success (1 or more fish)	57.47
% Catching Limit	1.24
Total Weight of Bass Caught (Pounds)	1439.50
Average Weight (Pounds)	2.04
Bass Per Hour Fished	0.10731
Pounds Per Hour Fished	0.21910
Bass Per Acre	0.0496
Pounds Per Acre	0.1014
Bass Over Six Pounds	1.
Hours Per Bass Over Six Pounds	6570.
Largest Bass Caught	7 lbs. 0 oz.

LIVINGSTON

Number of Tournaments Reported	49.
Number of Fishermen	850.
Total Number of Hours Fished (Tournament HRS. X NO. Fishermen)	13247.00
Total Number of Bass Caught	2417.
% Fishing Success (1 or more fish)	67.41
% Catching Limit	4.47
Total Weight of Bass Caught (Pounds)	3868.31
Average Weight (Pounds)	1.60
Bass Per Hour Fished	0.18246
Pounds Per Hour Fished	0.29201
Bass Per Acre	0.0269
Pounds Per Acre	0.0430
Bass Over Six Pounds	3.
Hours Per Bass Over Six Pounds	4416.
Largest Bass Caught	6 lbs. 11 oz.

LYNDON B. JOHNSON

Number of Tournaments Reported	6.
Number of Fishermen	110.
Total Number of Hours Fished (Tournament HRS. X NO. Fishermen)	1762.00
Total Number of Bass Caught	481.
% Fishing Success (1 or more fish)	90.91
% Catching Limit	0.91
Total Weight of Bass Caught (Pounds)	489.94
Average Weight (Pounds)	1.02
Bass Per Hour Fished	0.27299
Pounds Per Hour Fished	0.27806
Bass Per Acre	0.0755
Pounds Per Acre	0.0769
Bass Over Six Pounds	0.
Hours Per Bass Over Six Pounds	
Largest Bass Caught	3 lbs. 14 oz.

MARTIN

Number of Tournaments Reported	5.
Number of Fishermen	86.
Total Number of Hours Fished (Tournament HRS. X NO. Fishermen)	1063.00
Total Number of Bass Caught	280.
% Fishing Success (1 or more fish)	79.07
% Catching Limit	8.14
Total Weight of Bass Caught (Pounds)	328.38
Average Weight (Pounds)	1.17
Bass Per Hour Fished	0.26341
Pounds Per Hour Fished	0.30891
Bass Per Acre	0.0560
Pounds Per Acre	0.0657
Bass Over Six Pounds	0.
Hours Per Bass Over Six Pounds	
Largest Bass Caught	4 lbs. 9 oz.

MACKENZIE

Number of Tournaments Reported	4.
Number of Fishermen	42.
Total Number of Hours Fished (Tournament HRS. X NO. Fishermen)	558.00
Total Number of Bass Caught	30.
% Fishing Success (1 or more fish)	42.86
% Catching Limit	0.0
Total Weight of Bass Caught (Pounds)	67.94
Average Weight (Pounds)	2.26
Bass Per Hour Fished	0.05376
Pounds Per Hour Fished	0.12175
Bass Per Acre	0.0333
Pounds Per Acre	0.0755
Bass Over Six Pounds	0.
Hours Per Bass Over Six Pounds	
Largest Bass Caught	3 lbs. 9 oz.

MCQUEENEY

Number of Tournaments Reported	2.
Number of Fishermen	26.
Total Number of Hours Fished (Tournament HRS. X NO. Fishermen)	252.00
Total Number of Bass Caught	21.
% Fishing Success (1 or more fish)	46.15
% Catching Limit	0.0
Total Weight of Bass Caught (Pounds)	26.56
Average Weight (Pounds)	1.26
Bass Per Hour Fished	0.08333
Pounds Per Hour Fished	0.10541
Bass Per Acre	0.0525
Pounds Per Acre	0.0664
Bass Over Six Pounds	0.
Hours Per Bass Over Six Pounds	
Largest Bass Caught	2 lbs. 0 oz.

MEDINA

Number of Tournaments Reported	3.
Number of Fishermen	38.
Total Number of Hours Fished (Tournament HRS. X NO. Fishermen)	620.50
Total Number of Bass Caught	53.
% Fishing Success (1 or more fish)	60.53
% Catching Limit	0.0
Total Weight of Bass Caught (Pounds)	71.25
Average Weight (Pounds)	1.34
Bass Per Hour Fished	0.08541
Pounds Per Hour Fished	0.11483
Bass Per Acre	0.0095
Pounds Per Acre	0.0128
Bass Over Six Pounds	0.
Hours Per Bass Over Six Pounds	
Largest Bass Caught	5 lbs. 0 oz.

MEXIA

Number of Tournaments Reported	2.
Number of Fishermen	22.
Total Number of Hours Fished (Tournament HRS. X NO. Fishermen)	406.00
Total Number of Bass Caught	70.
% Fishing Success (1 or more fish)	86.36
% Catching Limit	0.0
Total Weight of Bass Caught (Pounds)	136.88
Average Weight (Pounds)	1.96
Bass Per Hour Fished	0.17241
Pounds Per Hour Fished	0.33713
Bass Per Acre	0.0500
Pounds Per Acre	0.0978
Bass Over Six Pounds	0.
Hours Per Bass Over Six Pounds	
Largest Bass Caught	5 lbs. 4 oz.

MILLER'S CREEK

Number of Tournaments Reported	2.
Number of Fishermen	34.
Total Number of Hours Fished (Tournament HRS. X NO. Fishermen)	278.00
Total Number of Bass Caught	39.
% Fishing Success (1 or more fish)	38.24
% Catching Limit	11.76
Total Weight of Bass Caught (Pounds)	100.69
Average Weight (Pounds)	2.58
Bass Per Hour Fished	0.14029
Pounds Per Hour Fished	0.36219
Bass Per Acre	0.0205
Pounds Per Acre	0.0530
Bass Over Six Pounds	2.
Hours Per Bass Over Six Pounds	139.
Largest Bass Caught	7 lbs. 6 oz.

MOSS, HUBERT H.

Number of Tournaments Reported	1.
Number of Fishermen	19.
Total Number of Hours Fished (Tournament HRS. X NO. Fishermen)	266.00
Total Number of Bass Caught	7.
% Fishing Success (1 or more fish)	31.58
% Catching Limit	0.0
Total Weight of Bass Caught (Pounds)	8.63
Average Weight (Pounds)	1.23
Bass Per Hour Fished	0.02632
Pounds Per Hour Fished	0.03242
Bass Per Acre	0.0062
Pounds Per Acre	0.0077
Bass Over Six Pounds	0.
Hours Per Bass Over Six Pounds	
Largest Bass Caught	1 lbs. 12 oz.

MURVAUL

Number of Tournaments Reported	7.
Number of Fishermen	113.
Total Number of Hours Fished (Tournament HRS. X NO. Fishermen)	1429.00
Total Number of Bass Caught	113.
% Fishing Success (1 or more fish)	48.67
% Catching Limit	0.88
Total Weight of Bass Caught (Pounds)	236.75
Average Weight (Pounds)	2.10
Bass Per Hour Fished	0.07908
Pounds Per Hour Fished	0.16568
Bass Per Acre	0.0297
Pounds Per Acre	0.0623
Bass Over Six Pounds	4.
Hours Per Bass Over Six Pounds	357.
Largest Bass Caught	6 lbs. 13 oz.

NASWORTHY

Number of Tournaments Reported	1.
Number of Fishermen	28.
Total Number of Hours Fished (Tournament HRS. X NO. Fishermen)	210.00
Total Number of Bass Caught	22.
% Fishing Success (1 or more fish)	50.00
% Catching Limit	0.0
Total Weight of Bass Caught (Pounds)	39.38
Average Weight (Pounds)	1.79
Bass Per Hour Fished	0.10476
Pounds Per Hour Fished	0.18750
Bass Per Acre	0.0138
Pounds Per Acre	0.0246
Bass Over Six Pounds	0.
Hours Per Bass Over Six Pounds	
Largest Bass Caught	4 lbs. 11 oz.

NOCONA

Number of Tournaments Reported	1.
Number of Fishermen	19.
Total Number of Hours Fished (Tournament HRS. X NO. Fishermen)	171.00
Total Number of Bass Caught	38.
% Fishing Success (1 or more fish)	68.42
% Catching Limit	21.05
Total Weight of Bass Caught (Pounds)	53.25
Average Weight (Pounds)	1.40
Bass Per Hour Fished	0.22222
Pounds Per Hour Fished	0.31140
Bass Per Acre	0.0237
Pounds Per Acre	0.0333
Bass Over Six Pounds	1.
Hours Per Bass Over Six Pounds	171.
Largest Bass Caught	6 lbs. 7 oz.

GEORGETOWN

Number of Tournaments Reported	1.
Number of Fishermen	24.
Total Number of Hours Fished (Tournament HRS. X NO. Fishermen)	192.00
Total Number of Bass Caught	7.
% Fishing Success (1 or more fish)	29.17
% Catching Limit	0.0
Total Weight of Bass Caught (Pounds)	15.31
Average Weight (Pounds)	2.19
Bass Per Hour Fished	0.03646
Pounds Per Hour Fished	0.07975
Bass Per Acre	0.0053
Pounds Per Acre	0.0117
Bass Over Six Pounds	0.
Hours Per Bass Over Six Pounds	
Largest Bass Caught	5 lbs. 10 oz.

OAK CREEK

Number of Tournaments Reported	7.
Number of Fishermen	152.
Total Number of Hours Fished (Tournament HRS. X NO. Fishermen)	1612.50
Total Number of Bass Caught	104.
% Fishing Success (1 or more fish)	39.47
% Catching Limit	6.58
Total Weight of Bass Caught (Pounds)	232.50
Average Weight (Pounds)	2.24
Bass Per Hour Fished	0.06450
Pounds Per Hour Fished	0.14419
Bass Per Acre	0.0438
Pounds Per Acre	0.0979
Bass Over Six Pounds	3.
Hours Per Bass Over Six Pounds	538.
Largest Bass Caught	7 lbs. 14 oz.

PALESTINE

Number of Tournaments Reported	40.
Number of Fishermen	896.
Total Number of Hours Fished (Tournament HRS. X NO. Fishermen)	12348.00
Total Number of Bass Caught	1216.
% Fishing Success (1 or more fish)	49.44
% Catching Limit	1.90
Total Weight of Bass Caught (Pounds)	2410.69
Average Weight (Pounds)	1.98
Bass Per Hour Fished	0.09848
Pounds Per Hour Fished	0.19523
Bass Per Acre	0.0477
Pounds Per Acre	0.0945
Bass Over Six Pounds	33.
Hours Per Bass Over Six Pounds	374.
Largest Bass Caught	8 lbs. 4 oz.

PALO PINTO

Number of Tournaments Reported	1.
Number of Fishermen	16.
Total Number of Hours Fished (Tournament HRS. X NO. Fishermen)	128.00
Total Number of Bass Caught	1.
% Fishing Success (1 or more fish)	6.25
% Catching Limit	0.0
Total Weight of Bass Caught (Pounds)	0.94
Average Weight (Pounds)	0.94
Bass Per Hour Fished	0.00781
Pounds Per Hour Fished	0.00732
Bass Per Acre	0.0004
Pounds Per Acre	0.0004
Bass Over Six Pounds	0.
Hours Per Bass Over Six Pounds	
Largest Bass Caught	0 lbs. 15 oz.

MAYSE, PAT

Number of Tournaments Reported	3.
Number of Fishermen	74.
Total Number of Hours Fished (Tournament HRS. X NO. Fishermen)	692.00
Total Number of Bass Caught	192.
% Fishing Success (1 or more fish)	78.38
% Catching Limit	0.0
Total Weight of Bass Caught (Pounds)	249.63
Average Weight (Pounds)	1.30
Bass Per Hour Fished	0.27746
Pounds Per Hour Fished	0.36073
Bass Per Acre	0.0320
Pounds Per Acre	0.0417
Bass Over Six Pounds	0.
Hours Per Bass Over Six Pounds	
Largest Bass Caught	4 lbs. 14 oz.

POSSUM KINGDOM

Number of Tournaments Reported	23.
Number of Fishermen	454.
Total Number of Hours Fished (Tournament HRS. X NO. Fishermen)	5625.00
Total Number of Bass Caught	834.
% Fishing Success (1 or more fish)	59.25
% Catching Limit	16.52
Total Weight of Bass Caught (Pounds)	1090.19
Average Weight (Pounds)	1.31
Bass Per Hour Fished	0.14827
Pounds Per Hour Fished	0.19381
Bass Per Acre	0.0471
Pounds Per Acre	0.0616
Bass Over Six Pounds	2.
Hours Per Bass Over Six Pounds	2813.
Largest Bass Caught	7 lbs. 3 oz.

PROCTOR

Number of Tournaments Reported	10.
Number of Fishermen	194.
Total Number of Hours Fished (Tournament HRS. X NO. Fishermen)	1807.50
Total Number of Bass Caught	207.
% Fishing Success (1 or more fish)	44.33
% Catching Limit	5.67
Total Weight of Bass Caught (Pounds)	397.56
Average Weight (Pounds)	1.92
Bass Per Hour Fished	0.11452
Pounds Per Hour Fished	0.21995
Bass Per Acre	0.0449
Pounds Per Acre	0.0862
Bass Over Six Pounds	0.
Hours Per Bass Over Six Pounds	
Largest Bass Caught	6 lbs. 0 oz.

QUITMAN

Number of Tournaments Reported	1.
Number of Fishermen	32.
Total Number of Hours Fished (Tournament HRS. X NO. Fishermen)	320.00
Total Number of Bass Caught	20.
% Fishing Success (1 or more fish)	46.88
% Catching Limit	0.0
Total Weight of Bass Caught (Pounds)	31.50
Average Weight (Pounds)	1.57
Bass Per Hour Fished	0.06250
Pounds Per Hour Fished	0.09844
Bass Per Acre	0.0246
Pounds Per Acre	0.0387
Bass Over Six Pounds	0.
Hours Per Bass Over Six Pounds	
Largest Bass Caught	5 lbs. 8 oz.

HUBBARD, RAY (FORNEY)

Number of Tournaments Reported	1.
Number of Fishermen	8.
Total Number of Hours Fished (Tournament HRS. X NO. Fishermen)	64.00
Total Number of Bass Caught	1.
% Fishing Success (1 or more fish)	12.50
% Catching Limit	0.0
Total Weight of Bass Caught (Pounds)	1.56
Average Weight (Pounds)	1.56
Bass Per Hour Fished	0.01563
Pounds Per Hour Fished	0.02441
Bass Per Acre	0.0000
Pounds Per Acre	0.0001
Bass Over Six Pounds	0.
Hours Per Bass Over Six Pounds	
Largest Bass Caught	1 lbs. 9 oz.

RAYBURN, SAM

Number of Tournaments Reported	33.
Number of Fishermen	564.
Total Number of Hours Fished (Tournament HRS. X NO. Fishermen)	9137.50
Total Number of Bass Caught	1526.
% Fishing Success (1 or more fish)	70.57
% Catching Limit	7.62
Total Weight of Bass Caught (Pounds)	2346.19
Average Weight (Pounds)	1.54
Bass Per Hour Fished	0.16700
Pounds Per Hour Fished	0.25676
Bass Per Acre	0.0133
Pounds Per Acre	0.0205
Bass Over Six Pounds	2.
Hours Per Bass Over Six Pounds	4569.
Largest Bass Caught	7 lbs. 8 oz.

FISHER, O. C.

Number of Tournaments Reported	1.
Number of Fishermen	23.
Total Number of Hours Fished (Tournament HRS. X NO. Fishermen)	195.50
Total Number of Bass Caught	16.
% Fishing Success (1 or more fish)	43.48
% Catching Limit	0.0
Total Weight of Bass Caught (Pounds)	33.44
Average Weight (Pounds)	2.09
Bass Per Hour Fished	0.08184
Pounds Per Hour Fished	0.17104
Bass Per Acre	0.0029
Pounds Per Acre	0.0061
Bass Over Six Pounds	0.
Hours Per Bass Over Six Pounds	
Largest Bass Caught	5 lbs. 8 oz.

SANDLIN, BOB

Number of Tournaments Reported	23.
Number of Fishermen	550.
Total Number of Hours Fished (Tournament HRS. X NO. Fishermen)	7838.40
Total Number of Bass Caught	1317.
% Fishing Success (1 or more fish)	71.82
% Catching Limit	9.82
Total Weight of Bass Caught (Pounds)	1896.63
Average Weight (Pounds)	1.44
Bass Per Hour Fished	0.16802
Pounds Per Hour Fished	0.24197
Bass Per Acre	0.1392
Pounds Per Acre	0.2005
Bass Over Six Pounds	1.
Hours Per Bass Over Six Pounds	7838.
Largest Bass Caught	6 lbs. 10 oz.

SOMERVILLE

Number of Tournaments Reported	2.
Number of Fishermen	29.
Total Number of Hours Fished (Tournament HRS. X NO. Fishermen)	193.00
Total Number of Bass Caught	17.
% Fishing Success (1 or more fish)	27.59
% Catching Limit	0.0
Total Weight of Bass Caught (Pounds)	26.06
Average Weight (Pounds)	1.53
Bass Per Hour Fished	0.08808
Pounds Per Hour Fished	0.13504
Bass Per Acre	0.0015
Pounds Per Acre	0.0023
Bass Over Six Pounds	0.
Hours Per Bass Over Six Pounds	
Largest Bass Caught	4 lbs. 11 oz.

SPENCE, E. V.

Number of Tournaments Reported	2.
Number of Fishermen	170.
Total Number of Hours Fished (Tournament HRS. X NO. Fishermen)	3149.00
Total Number of Bass Caught	231.
% Fishing Success (1 or more fish)	33.53
% Catching Limit	0.0
Total Weight of Bass Caught (Pounds)	454.38
Average Weight (Pounds)	1.97
Bass Per Hour Fished	0.07336
Pounds Per Hour Fished	0.11429
Bass Per Acre	0.0155
Pounds Per Acre	0.0304
Bass Over Six Pounds	0.
Hours Per Bass Over Six Pounds	
Largest Bass Caught	5 lbs. 18 oz.

STAMFORD

Number of Tournaments Reported	1.
Number of Fishermen	15.
Total Number of Hours Fished (Tournament HRS. X NO. Fishermen)	127.50
Total Number of Bass Caught	40.
% Fishing Success (1 or more fish)	86.67
% Catching Limit	20.00
Total Weight of Bass Caught (Pounds)	54.94
Average Weight (Pounds)	1.37
Bass Per Hour Fished	0.31373
Pounds Per Hour Fished	0.43088
Bass Per Acre	0.0077
Pounds Per Acre	0.0106
Bass Over Six Pounds	0.
Hours Per Bass Over Six Pounds	
Largest Bass Caught	3 lbs. 8 oz.

STILLHOUSE HOLLOW

Number of Tournaments Reported	1.
Number of Fishermen	28.
Total Number of Hours Fished (Tournament HRS. X NO. Fishermen)	252.00
Total Number of Bass Caught	7.
% Fishing Success (1 or more fish)	21.43
% Catching Limit	0.0
Total Weight of Bass Caught (Pounds)	16.31
Average Weight (Pounds)	2.33
Bass Per Hour Fished	0.02778
Pounds Per Hour Fished	0.06473
Bass Per Acre	0.0011
Pounds Per Acre	0.0025
Bass Over Six Pounds	0.
Hours Per Bass Over Six Pounds	
Largest Bass Caught	4 lbs. 11 oz.

STRIKER CREEK

Number of Tournaments Reported	1.
Number of Fishermen	12.
Total Number of Hours Fished (Tournament HRS. X NO. Fishermen)	102.00
Total Number of Bass Caught	9.
% Fishing Success (1 or more fish)	50.00
% Catching Limit	0.0
Total Weight of Bass Caught (Pounds)	9.31
Average Weight (Pounds)	1.03
Bass Per Hour Fished	0.08824
Pounds Per Hour Fished	0.09130
Bass Per Acre	0.0037
Pounds Per Acre	0.0039
Bass Over Six Pounds	0.
Hours Per Bass Over Six Pounds	
Largest Bass Caught	1 lbs. 8 oz.

TAWAKONI

Number of Tournaments Reported	5.
Number of Fishermen	85.
Total Number of Hours Fished (Tournament HRS. X NO. Fishermen)	1310.50
Total Number of Bass Caught	209.
% Fishing Success (1 or more fish)	65.88
% Catching Limit	16.47
Total Weight of Bass Caught (Pounds)	359.31
Average Weight (Pounds)	1.72
Bass Per Hour Fished	0.15948
Pounds Per Hour Fished	0.27418
Bass Per Acre	0.0057
Pounds Per Acre	0.0098
Bass Over Six Pounds	2.
Hours Per Bass Over Six Pounds	655.
Largest Bass Caught	7 lbs. 14 oz.

TEXANA

Number of Tournaments Reported	16.
Number of Fishermen	316.
Total Number of Hours Fished (Tournament HRS. X NO. Fishermen)	5258.50
Total Number of Bass Caught	882.
% Fishing Success (1 or more fish)	67.72
% Catching Limit	5.06
Total Weight of Bass Caught (Pounds)	1275.25
Average Weight (Pounds)	1.45
Bass Per Hour Fished	0.16773
Pounds Per Hour Fished	0.24251
Bass Per Acre	0.0802
Pounds Per Acre	0.1159
Bass Over Six Pounds	0.
Hours Per Bass Over Six Pounds	
Largest Bass Caught	5 lbs. 4 oz.

PATMAN, WRIGHT

Number of Tournaments Reported	1.
Number of Fishermen	20.
Total Number of Hours Fished (Tournament HRS. X NO. Fishermen)	180.00
Total Number of Bass Caught	45.
% Fishing Success (1 or more fish)	70.00
% Catching Limit	5.00
Total Weight of Bass Caught (Pounds)	44.38
Average Weight (Pounds)	0.99
Bass Per Hour Fished	0.25000
Pounds Per Hour Fished	0.24653
Bass Per Acre	0.0022
Pounds Per Acre	0.0022
Bass Over Six Pounds	0.
Hours Per Bass Over Six Pounds	
Largest Bass Caught	4 lbs. 6 oz.

TEXOMA

Number of Tournaments Reported	11.
Number of Fishermen	315.
Total Number of Hours Fished (Tournament HRS. X NO. Fishermen)	3471.00
Total Number of Bass Caught	465.
% Fishing Success (1 or more fish)	56.83
% Catching Limit	0.95
Total Weight of Bass Caught (Pounds)	667.88
Average Weight (Pounds)	1.44
Bass Per Hour Fished	0.13397
Pounds Per Hour Fished	0.19242
Bass Per Acre	0.0051
Pounds Per Acre	0.0073
Bass Over Six Pounds	2.
Hours Per Bass Over Six Pounds	1736.
Largest Bass Caught	6 lbs. 2 oz.

TOLEDO BEND

Number of Tournaments Reported	64.
Number of Fishermen	1283.
Total Number of Hours Fished (Tournament HRS. X NO. Fishermen)	18806.00
Total Number of Bass Caught	3902.
% Fishing Success (1 or more fish)	78.02
% Catching Limit	10.99
Total Weight of Bass Caught (Pounds)	6568.06
Average Weight (Pounds)	1.68
Bass Per Hour Fished	0.20749
Pounds Per Hour Fished	0.34925
Bass Per Acre	0.0215
Pounds Per Acre	0.0362
Bass Over Six Pounds	8.
Hours Per Bass Over Six Pounds	2351.
Largest Bass Caught	7 lbs. 10 oz.

TRINIDAD

Number of Tournaments Reported	1.
Number of Fishermen	15.
Total Number of Hours Fished (Tournament HRS. X NO. Fishermen)	300.00
Total Number of Bass Caught	13.
% Fishing Success (1 or more fish)	53.33
% Catching Limit	0.0
Total Weight of Bass Caught (Pounds)	23.19
Average Weight (Pounds)	1.78
Bass Per Hour Fished	0.04333
Pounds Per Hour Fished	0.07729
Bass Per Acre	0.0176
Pounds Per Acre	0.0313
Bass Over Six Pounds	0.
Hours Per Bass Over Six Pounds	
Largest Bass Caught	5 lbs. 1 oz.

TRAVIS

Number of Tournaments Reported	23.
Number of Fishermen	570.
Total Number of Hours Fished (Tournament HRS. X NO. Fishermen)	5504.50
Total Number of Bass Caught	1939.
% Fishing Success (1 or more fish)	85.09
% Catching Limit	18.95
Total Weight of Bass Caught (Pounds)	2125.44
Average Weight (Pounds)	1.10
Bass Per Hour Fished	0.35226
Pounds Per Hour Fished	0.38613
Bass Per Acre	0.1024
Pounds Per Acre	0.1123
Bass Over Six Pounds	0.
Hours Per Bass Over Six Pounds	
Largest Bass Caught	5 lbs. 11 oz.

TWIN BUTTES

Number of Tournaments Reported	2.
Number of Fishermen	69.
Total Number of Hours Fished (Tournament HRS. X NO. Fishermen)	1026.00
Total Number of Bass Caught	127.
% Fishing Success (1 or more fish)	63.77
% Catching Limit	1.45
Total Weight of Bass Caught (Pounds)	168.19
Average Weight (Pounds)	1.32
Bass Per Hour Fished	0.12378
Pounds Per Hour Fished	0.16393
Bass Per Acre	0.0140
Pounds Per Acre	0.0185
Bass Over Six Pounds	1.
Hours Per Bass Over Six Pounds	1026.
Largest Bass Caught	6 lbs. 11 oz.

WACO

Number of Tournaments Reported	2.
Number of Fishermen	49.
Total Number of Hours Fished (Tournament HRS. X NO. Fishermen)	392.00
Total Number of Bass Caught	115.
% Fishing Success (1 or more fish)	63.27
% Catching Limit	0.0
Total Weight of Bass Caught (Pounds)	109.19
Average Weight (Pounds)	0.95
Bass Per Hour Fished	0.29337
Pounds Per Hour Fished	0.27854
Bass Per Acre	0.0158
Pounds Per Acre	0.0150
Bass Over Six Pounds	0.
Hours Per Bass Over Six Pounds	
Largest Bass Caught	4 lbs. 10 oz.

WHITE RIVER

Number of Tournaments Reported	3.
Number of Fishermen	20.
Total Number of Hours Fished (Tournament HRS. X NO. Fishermen)	307.50
Total Number of Bass Caught	30.
% Fishing Success (1 or more fish)	60.00
% Catching Limit	0.0
Total Weight of Bass Caught (Pounds)	29.06
Average Weight (Pounds)	0.97
Bass Per Hour Fished	0.09756
Pounds Per Hour Fished	0.09451
Bass Per Acre	0.0149
Pounds Per Acre	0.0144
Bass Over Six Pounds	0.
Hours Per Bass Over Six Pounds	
Largest Bass Caught	3 lbs. 4 oz.

WHITNEY

Number of Tournaments Reported	9.
Number of Fishermen	291.
Total Number of Hours Fished (Tournament HRS. X NO. Fishermen)	3059.50
Total Number of Bass Caught	559.
% Fishing Success (1 or more fish)	66.67
% Catching Limit	8.93
Total Weight of Bass Caught (Pounds)	804.50
Average Weight (Pounds)	1.44
Bass Per Hour Fished	0.18271
Pounds Per Hour Fished	0.26295
Bass Per Acre	0.0237
Pounds Per Acre	0.0341
Bass Over Six Pounds	0.
Hours Per Bass Over Six Pounds	
Largest Bass Caught	5 lbs. 10 oz.

WELCH

Number of Tournaments Reported	15.
Number of Fishermen	252.
Total Number of Hours Fished (Tournament HRS. X NO. Fishermen)	2921.50
Total Number of Bass Caught	458.
% Fishing Success (1 or more fish)	67.86
% Catching Limit	5.16
Total Weight of Bass Caught (Pounds)	624.94
Average Weight (Pounds)	1.36
Bass Per Hour Fished	0.15518
Pounds Per Hour Fished	0.21174
Bass Per Acre	0.3355
Pounds Per Acre	0.4578
Bass Over Six Pounds	3.
Hours Per Bass Over Six Pounds	984.
Largest Bass Caught	8 lbs. 0 oz.

TYLER (EAST)

Number of Tournaments Reported	5.
Number of Fishermen	100.
Total Number of Hours Fished (Tournament HRS. X NO. Fishermen)	1061.00
Total Number of Bass Caught	243.
% Fishing Success (1 or more fish)	79.00
% Catching Limit	3.00
Total Weight of Bass Caught (Pounds)	340.81
Average Weight (Pounds)	1.40
Bass Per Hour Fished	0.22903
Pounds Per Hour Fished	0.32122
Bass Per Acre	0.0960
Pounds Per Acre	0.1347
Bass Over Six Pounds	3.
Hours Per Bass Over Six Pounds	354.
Largest Bass Caught	6 lbs. 8 oz.

ROADRUNNER

Number of Tournaments Reported	44.
Number of Fishermen	1090.
Total Number of Hours Fished (Tournament HRS. X NO. Fishermen)	16560.50
Total Number of Bass Caught	1826.
% Fishing Success (1 or more fish)	54.68
% Catching Limit	11.74
Total Weight of Bass Caught (Pounds)	3500.06
Average Weight (Pounds)	1.92
Bass Per Hour Fished	0.11026
Pounds Per Hour Fished	0.21135
Bass Per Acre	NA
Pounds Per Acre	NA
Bass Over Six Pounds	23.
Hours Per Bass Over Six Pounds	720.
Largest Bass Caught	9 lbs. 7 oz.

GRAND TOTAL ALL LAKES

Number of Tournaments Reported	899.
Number of Fishermen	18492.
Total Number of Hours Fished (Tournament HRS. X NO. Fishermen)	256829.81
Total Number of Bass Caught	43573.
% Fishing Success (1 or more fish)	65.65
% Catching Limit	8.49
Total Weight of Bass Caught (Pounds)	67924.25
Average Weight (Pounds)	1.56
Bass Per Hour Fished	0.16966
Pounds Per Hour Fished	0.26447
Bass Per Acre	0.0338
Pounds Per Acre	0.0527
Bass Over Six Pounds	196.
Hours Per Bass Over Six Pounds	1310.
Largest Bass Caught	11 lbs. 1 oz.
