

STATE OF TEXAS

P 4050.3
H 629
2001/25



Texas State Capitol - Austin, Texas

REFERENCE

DALLAS PUBLIC LIBRARY
X55976823

Government Publications
Texas State Documents
SFP
Depository
Dallas Public Library

TEXAS BUILDING AND PROCUREMENT COMMISSION FISCAL YEAR 2002 SEMI-ANNUAL HISTORICALLY UNDERUTILIZED BUSINESS (HUB) REPORT (September 1, 2001 - February 28, 2002)

TABLE OF CONTENTS

EXECUTIVE MANAGEMENT LETTER

Executive Director Cover Letter with Attachments (A1 – A3)

DOCUMENTATION TO COMPILE THE STATEWIDE HUB REPORT

SECTION I	STATEWIDE TOTALS
SECTION II	STATEWIDE ANALYSIS OF AWARDS (A) Statewide Analysis of Total Awards (B) Statewide Analysis of Awards by Certified HUBs (C) Statewide Analysis of Awards by Certified HUBs by Procurement Category
SECTION III	EXECUTIVE SUMMARY (A) Ten (10) Largest Spending Agencies by Total Expenditures (B) Ten (10) Agencies Spending More than \$5 Million with <u>Largest Percentage</u> Spent with Adjusted HUBs (C) Ten (10) Agencies Spending More than \$5 Million with <u>Smallest Percentage</u> Spent with Adjusted HUBs (D) Thirteen (13) Agencies with \$0 Expenditures with Adjusted HUBs
SECTION IV	ANALYSIS OF AWARDS (A) Procurement Categories and Included Expenditure Object Codes for the FY '02 Semi-Annual HUB Report (B) By Six Categories by Object Code (C) By Object Code
SECTION V	GROUP PURCHASING
SECTION VI	PURCHASES AWARDED AND MANAGED BY TBPC (A) Statewide Procurement (B) Design and Construction
SECTION VII	AGENCIES' EXPENDITURE SUMMARY DATA (A) List by Agency Name (B) List by Agency Number (C) Summary Data Pages (210 Reporting Agencies)
SECTION VIII	SUPPLEMENTAL REPORTS (A) Supplemental Summary Letters (B) Number of HUBs Participating in State Bond Issuances (C) Number of HUB Bids/Proposals Received (D) Number of Contracts Awarded to HUBs and Total Agency Contracts Awarded (HUBs and Non-HUBs)
SECTION IX	GRADUATION OF HISTORICALLY UNDERUTILIZED BUSINESSES (A) Graduation Standards of Historically Underutilized Businesses (B) Graduated HUB Vendors from 10/04/95 to 04/02/02 (C) Revenue Report for Graduated Vendors by Agency Number
ATTACHMENT 1	STATE DEPOSITORY LIBRARIES LISTING
ATTACHMENT 2	HUB REPORTING PROCEDURES

Dallas Public Library
Government Publications
010601

X55976823

EXECUTIVE MANAGEMENT LETTER

EXECUTIVE DIRECTOR
Randall H. Riley



CHAIRMAN
Tom Beard

COMMISSIONERS
Stuart S. Coleman
Noe Fernandez
Bob Jones
Mary Ann Newman
Richard (Rick) Salwen

Texas Building and Procurement Commission

April 15, 2002

The Honorable Rick Perry
Governor of Texas
P.O. Box 12428
Austin, TX 78711

Dear Governor Perry:

We are pleased to submit the FY 2002 Semi-Annual Historically Underutilized Business (HUB) Report required by Texas Government Code § 2161.121. The HUB report includes the following information:


- A summary of expenditures made to certified HUBs by state agencies and universities between September 1, 2001 and February 28, 2002, and an analysis of the relative level of opportunity for HUBs in the following six major procurement categories: Heavy Construction, Building Construction, Special Trade, Professional Services, Other Services, and Commodity Purchases.
- Information regarding the number of HUBs who participate in state bond issuances, the number of HUBs that submit bids and/or proposals, the number of contracts awarded to HUBs, total contracts awarded (HUBs and non-HUBs), and graduation rates for HUBs.

For comparison purposes, Enclosure A-1, "Executive Management Summary", provides a statewide comparison between FY 2002 and FY 2001 consolidated expenditures and overall HUB utilization in the six procurement categories. Enclosures A-2 and A-3 identify the detail of semi-annual total expenditures. Bar graphs highlight both the direct and indirect HUB expenditures (HUB subcontracting) in relation to non-HUB expenditures for the FY 2002 and FY 2001 Semi-Annual HUB reporting periods.

Sixty-two (62) agencies/universities submitted an optional Supplemental Summary Letter, which provides additional clarification on how these agencies demonstrated good faith effort to assist HUBs. These letters are located in Section VIII (A) of the report and are available at:
http://www.tbpc.state.tx.us/hubbid/hub_report/fy2/supsum.html

Please feel free to contact me at (512) 463-3447 or Arlene Youngblood, Statewide HUB Reporting Coordinator, at (512) 463-3415 if you have any questions or need additional information.

Sincerely,


Randall H. Riley
Executive Director

RHR:ay

Enclosures: A-1, Executive Management Summary – Procurement Goals and Performances
A-2, FY 2002 Semi-Annual HUB Report Total Expenditures Charts
A-3, FY 2001 Semi-Annual HUB Report Total Expenditures Charts

cc: The Honorable Bill Ratiiff, Lieutenant Governor
The Honorable James E. "Pete" Laney, Speaker of the House of Representatives
Tom Beard, Chairman TBPC
Stuart S. Coleman, Commissioner TBPC
Noe Fernandez, Commissioner TBPC
Bob Jones, Commissioner TBPC
Mary Ann Newman, Commissioner TBPC
Rick Salwen, Commissioner TBPC

**UNDERUTILIZED BUSINESS
(HUB) REPORT**

**EXECUTIVE
MANAGEMENT
SUMMARY**

FY '02 AND FY '01
SEMI - ANNUAL

**PROCUREMENT
UTILIZATION GOALS AND
PROCUREMENT
CATEGORIES**

**ADJUSTED
(UNDERUTILIZED) AND
OTHER (OVERUTILIZED)
HUB GROUPS**

FY'02 & FY '01

**STATEWIDE SEMI- ANNUAL
HUB REPORT COMPARISON**

**CONSOLIDATED TOTAL
EXPENDITURES BY
PROCUREMENT CATEGORY**

I. HUB GOALS AND GROUP UTILIZATION

Procurement Category	HUB Goal	Adjusted HUB Goal	Other HUB Goal
Heavy Construction	11.9%	6.6% (BL, HI, AS, AI)	5.3% (WO)
Building Construction	26.1%	25.1% (BL, HI, WO)	1.0% (AS, AI)
Special Trade	57.2%	47.0% (BL, HI)	10.2% (AS, AI, WO)
Professional Services	20.0%	18.1% (BL, HI, WO)	1.9% (AS, AI)
Other Services	33.0%	33.0% (BL, HI, AS, AI, WO)	N/A
Commodity Purchasing	12.6%	11.5% (BL, HI, WO)	1.1% (AS, AI)

HUB Groups are identified as follows:

- AS** = Asian Pacific American;
- BL** = Black American;
- HI** = Hispanic American;
- AI** = Native American;
- WO** = American Woman (all women excluding AI, AS, BL, and HI women)

II. STATEWIDE- SEMI-ANNUAL FISCAL YEAR 2002 CONSOLIDATED TOTAL EXPENDITURES

Category	HUB Goal	Total Expenditures	Total HUB Utilization	Total Adjusted HUB Utilization	Adjusted HUB Goal	Total Other HUB Utilization	Other HUB Goal
Procurement	11.90%	\$ 1,608,355,863	\$169,896,910	(10.55%) \$ 103,957,340	(6.46%) 6.6%	\$ 65,939,570	(4.09%) 5.3%
Heavy Construction	26.10%	\$ 261,927,770	\$ 22,414,090	(8.55%) \$ 20,436,588	(7.80%) 25.1%	\$ 1,977,502	(.755%) 1.0%
Building Construction	57.20%	\$ 160,530,063	\$ 21,957,300	(13.62%) \$ 12,838,998	(7.99%) 47.0%	\$ 9,118,302	(5.68%) 10.2%
Special Trade	20.00%	\$ 195,759,109	\$ 30,728,262	(15.67%) \$ 21,778,070	(11.1%) 18.1%	\$ 8,950,192	(4.57%) 1.9%
Professional Services	33.00%	\$ 881,312,355	\$108,007,981	(12.2%) \$ 108,007,981	(12.2%) 33.0%	N/A	NA
Other Services	12.60%	\$ 1,128,124,046	\$133,988,515	(11.86%) \$ 100,385,366	(8.89%) 11.5%	\$ 33,603,149	(2.97 %) 1.1%
Commodity Purchasing							

NOTE: The adjusted HUB goals identify the expenditures to the HUB groups who have been "underutilized" as defined by the Texas Disparity Study. State agencies are required to meet or exceed the adjusted "underutilized" HUB goals as part of its good faith efforts in accordance with the HUB rules. The total utilization includes direct payments to HUBs and indirect payments to HUBs through subcontracting.

III. STATEWIDE - SEMI-ANNUAL FISCAL YEAR 2001 CONSOLIDATED TOTAL EXPENDITURES

Category	HUB Goal	Total Expenditures	Total HUB Utilization	Total Adjusted HUB Utilization	Adjusted HUB Goal	Total Other HUB Utilization	Other HUB Goal
Procurement	11.90%	\$1,349,505,407	\$178,385,713	(13.21%) \$ 95,175,723	(7.05%) 6.6%	\$ 83,227,990	(6.16%) 5.3%
Heavy Construction	26.10%	\$ 238,657,674	\$ 24,122,513	(10.10%) \$ 22,614,462	(9.47%) 25.1%	\$ 1,508,051	(0.63%) 1.0%
Building Construction	57.20%	\$ 118,740,358	\$ 17,388,566	(14.46%) \$ 7,575,650	(6.38%) 47.0%	\$ 9,812,916	(8.26%) 10.2%
Special Trade	20.00%	\$ 185,418,516	\$ 29,988,042	(16.10%) \$ 19,969,174	(10.70%) 18.1%	\$ 10,018,868	(5.40%) 1.9%
Professional Services	33.00%	\$ 911,700,337	\$111,358,891	(12.20%) \$111,358,891	(12.20%) 33.0%	N/A	NA
Other Services	12.60%	\$1,055,096,316	\$120,676,926	(11.43%) \$ 94,747,797	(8.98%) 11.5%	\$ 25,929,129	(2.45%) 1.1%
Commodity Purchasing							

NOTE: The adjusted HUB goals identify the expenditures to the HUB groups who have been "underutilized" as defined by the Texas Disparity Study. State agencies are required to meet or exceed the adjusted "underutilized" HUB goals as part of its good faith effort in accordance with the HUB rules. The total utilization includes direct payments to HUBs and indirect payments to HUBs through subcontracting.

IV. STATEWIDE -SEMI - ANNUAL FISCAL YEARS 2002 AND 2001 PERCENTAGE COMPARISON

Semi-Annual HUB Report	Total Expenditures	Total HUB Expenditures	Adjusted (Underutilized) HUB Expenditures	Other (Overutilized) HUB Expenditures
FY '02	\$4,236,009,209	\$ 486,993,062 (11.50%)	\$ 367,404,343 (8.67%)	\$ 119,588,715 (2.82%)
FY '01	\$3,859,118,608	\$ 481,920,651 (12.49%)	\$ 351,423,697 (9.10%)	\$ 130,496,954 (3.38%)


V. STATEWIDE - SEMI - ANNUAL FISCAL YEARS 2002 AND 2001 ANALYSIS OF AWARDS

Semi - Annual HUB Report	Number of Certified HUBs	Number of HUBs Receiving Awards	Percent (%) of HUBs Receiving Awards
FY '02	7,586	2,947	39%
FY '01	7,071	2,899	41%

NOTE: The State no longer has an overall HUB goal. For comparison purposes only, the Texas Building and Procurement Commission (TBPC) conducted an analysis of the FY '02 and the FY '01 Semi-Annual HUB Reports. The total dollars spent by the State of Texas were compared with the total dollars and percentages awarded to HUBs. The State's overall HUB expenditure percentage for the **Semi - Annual FY '02 reporting period is 11.50 percent.** The State's overall total HUB expenditure percentage for the **Semi - Annual FY '01 reporting period was 12.49 percent.** The Semi-Annual FY '02 and FY '01 comparison is shown in Section IV above.

The adjusted HUB goals-identify the expenditures of the HUB groups who have been underutilized in accordance with the Texas Disparity Study. State agencies are required to meet or exceed the adjusted HUB goals as part of its good faith and outreach efforts in accordance with the HUB Rules. The total HUB utilization includes direct payments to HUBs and indirect payments to HUBs through subcontracting. **Statistical Sources:** All dollars in Section II, III, and IV above are rounded based upon Section I of the HUB Report. Section V above is based upon Section II of the HUB report.

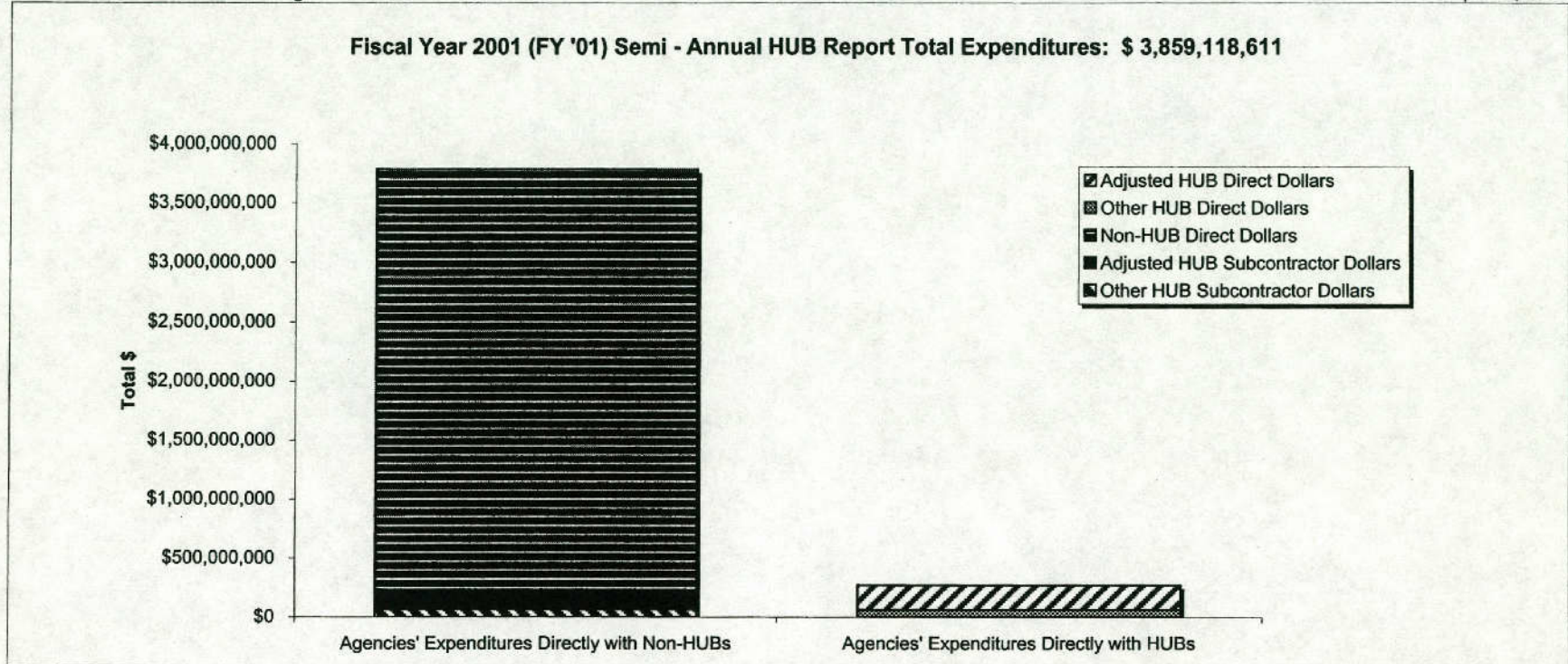
Fiscal Year 2002 (FY '02) Semi - Annual HUB Report Total Expenditures: \$4,236,009,209



Dollars are rounded based on Section I of HUB Report

FY '02 Semi-Annual Detail of Total Expenditures

Agencies' Expenditures Directly with Non-HUBs:	\$3,940,700,253	93.03%	Agencies' Expenditures Directly with HUBs:	\$295,308,943	6.97%
Non-HUB Expenditures w/ Adjusted HUB Subcontractors (Indirect):	\$137,912,444		Agencies' Expenditures w/ Adjusted HUBs:	\$229,491,892	
Non-HUB Expenditures w/ Other HUB Subcontractors (Indirect):	\$53,771,659		Agencies' Expenditures w/ Other HUBs:	\$65,817,051	
FY '02 Semi - Annual Total HUB (Indirect + Direct) Expenditures:	\$486,993,046	11.50%			



Dollars are rounded based on Section I of HUB Report

FY '01 Semi-Annual Detail of Total Expenditures

Agencies' Expenditures Directly with Non-HUBs:	\$3,581,631,661	92.81%	Agencies' Expenditures Directly with HUBs:	\$277,486,939	7.19%
Non-HUB Expenditures w/ Adjusted HUB Subcontractors (Indirect):	\$138,642,458		Agencies' Expenditures w/ Adjusted HUBs:	\$212,781,233	
Non-HUB Expenditures w/ Other HUB Subcontractors (Indirect):	\$65,791,245		Agencies' Expenditures w/ Other HUBs:	\$64,705,706	

FY '01 Semi - Annual Total HUB (Indirect + Direct) Expenditures: \$481,920,642 12.49%

DOCUMENTATION TO COMPILE THE STATEWIDE HUB REPORT

**TEXAS BUILDING AND PROCUREMENT COMMISSION
FISCAL YEAR 2002 (FY '02) SEMI-ANNUAL HUB REPORT**

DOCUMENTATION TO COMPILE THE STATEWIDE HUB REPORT

Reporting Period for Semi-Annual Report: 6 months FY '02
HUB Report Data Submittal Deadline: 03/15/02

Submit Data Paid During This Date Range: 09/01/2001- 02/28/02
HUB Report Available: 04/15/02

Accessing the FY '02 Semi-Annual HUB REPORT:

- ◆ The TBPC distributes a courtesy copy of the HUB Report to the Governor, Lieutenant Governor and the Speaker of the House. The TBPC will provide copies of the HUB Report to agencies and institutions of higher education that place an advance order. A HUB Report order form with a purchase order number must be completed and submitted to the TBPC HUB Reporting Coordinator by March 15th for the Semi - Annual Report or by September 15th for the Annual HUB Report. The HUB report's fee is on a cost recovery basis and its estimated cost is \$ 40.42 per copy. Postage is set at \$ 2.70 per HUB reports for agencies outside the Austin area. To order the FY '02 Semi-Annual HUB Report in advance, please see the HUB Report order form in the HUB Reporting Procedures, **Attachment 2** of the HUB Report or you may call (512) 463-3415 to request an order form. The order form is also available on the Internet at the following address: http://www.tbpc.state.tx.us/hubbid/hub_report/fy2/hubpro.html#hub_forms
- ◆ The FY '02 Semi-Annual HUB Report will be available through the following options on April 15, 2002:
 - Internet via http://www.tbpc.state.tx.us/hubbid/hub_report/fy2/index.html;
 - Texas State Depository Libraries; please refer to **Attachment 1** of the HUB Report for a complete listing of the depository libraries throughout Texas.

Data Included in HUB Report:

Please refer to the HUB Reporting Procedures (**Attachment 2 of the HUB Report**) for the required format to submit expenditure data.

- ◆ **Expenditure Codes** - Only records with allowed expenditure object codes are processed for a list of Procurement Categories to be used for compiling the FY '02 Semi-Annual HUB Report which identifies the included object codes. Object code 7391 the only exception, and may be used by agency 303.
- ◆ **Treasury** - The total expenditure data reported includes Treasury funds. These are funds maintained in the State Treasury, paid through, and reported by the Comptroller's Office to TBPC for each state agency or institution of higher education.
- ◆ **Non-Treasury** - The total expenditure data reported may include Non-Treasury funds that are not maintained in the State Treasury (i.e. local funds). These are funds deposited and maintained in a local bank. Payments made with Non-Treasury funds are compiled and reported by the contracting state agency or institution of higher education to TBPC.
- ◆ **Sub-Contractor** - The data reported is based on payments made to TBPC certified HUBs by a Non-HUB Prime Contractor, vendor or supplier under contract with a state agency or institution of higher education and is compiled and reported to TBPC by the contracting state agency or institution. The object code reported for a HUB Subcontractor payment should be based on the same object code used to pay the Non-HUB Prime Contractor. Therefore, when an agency is reporting HUB Subcontractor data, the agency must report the HUB Subcontractor payment by using the same object code used to pay the Non-HUB Prime Contractor. This is because the Non-HUB Prime Contractor pays the HUB Subcontractor from the payments received from the agency and TBPC uses the total paid within an object code to identify the prime dollars spent to derive a percentage for HUB subcontracting. As a rule, the total paid to the HUB Subcontractor should not exceed the total paid to the Non-HUB Prime Contractor. If the object code total for the HUB Subcontractor amount reported is greater than the grand total for the same object code paid to Non-HUB Prime Contractors, the HUB subcontracting records will be considered inaccurate and will be rejected and will not be included in the HUB Report.

REPORTING OF PROCUREMENT CARD HUB PURCHASES:

- ◆ **Procurement Card Purchases** - The Procurement Card is a payment method and is not to be used to circumvent any statutory or regulatory purchasing requirements, (e.g., use of CMBL for obtaining 3 bids with a minimum of 2 bids from HUBs, and QISV purchasing procedures, etc.). Procurement Card purchases made with Treasury funds are identified through PCC H (not PCC A), and the Bank of America (BOA) VID number. These payments made to BOA VID numbers with Treasury funds will be reported to TBPC by the Comptroller's Office for each agency and institution of higher education. If the VID is identified as a payment to BOA, it will remain in each agency's and institution of higher education's total expenditure base.

State agencies and institutions of higher education using **Non-Treasury** funds are **required** to submit the detail summary records of the total payments made to the procurement card vendor (BOA) during the Semi-Annual and Annual HUB reporting periods. These direct payments to BOA using **Non-Treasury** funds must be reported to TBPC in the ASCII format prescribed by TBPC using an "N" as the type of record identifier.

State agencies or institutions of higher education may **choose** to track and report HUB expenditures when using the Procurement Card as a method of payment to offset or improve their overall HUB expenditures. Agencies and institutions of higher education that track this data must report it to the TBPC. Please refer to the HUB Reporting Procedures on the Internet at: http://www.tbpc.state.tx.us/hubbid/hub_report/fy2/hubpro.html#procurement_card or see reference to **Attachment 2** of the HUB Report for the required ASCII format and additional reporting information.

Note: If your agency is using BOA's Smart Data System, please contact Toinette Holmes Miller by email at Toinette.A.Holmes@bankofamerica.com to set up the modified custom Procurement Card HUB Report and a copy of the HUB Reporting instructions. Toinette Holmes can be reached at (512) 397-2277. *The vendor identification number for the BOA procurement card changed to 1-8606452606-001 from 1-9416876654 in August 2000.*

- ◆ **DIR Data** - Reported by the Comptroller's Office on behalf of the Department of Information Resources (DIR) for each state agency or institution of higher education that participates in DIR's cooperative contracts program, including purchases made for agencies using Non-Treasury funds. An agency reporting Non-Treasury funds should not report DIR purchases. The Comptroller's Office pulls the purchasing agency's number from the "comp/agy obj" field and replaces DIR's agency number, 313, for all purchases made in the cooperative contracts program and reports it to TBPC with Treasury data. If you have questions about your agency's DIR detail records, please call Bill Peek at (512) 463-3253.
- ◆ **TPFA Data** - Reported by the Comptroller's Office on behalf of Texas Public Finance Authority (TPFA) for each state agency or institution of higher education, which finance large purchases through TPFA. TPFA enters in USAS the purchasing agency's number in the "comp/agy obj" field. The Comptroller's Office pulls the purchasing agency's number from the "comp/agy obj" field and replaces TPFA's agency number (347) for all master lease purchases made out of Fund 735, Appropriation 05755 by the Texas Public Finance Authority and reports it to TBPC with the Treasury data.
- ◆ **Interagency Payments** - Interagency Payments are excluded if the agency's Comptroller assigned identification number, NOT the agency's federal identification number, is used for payment. Agencies and institutions of higher education are encouraged not to use the federal identification number when making interagency payments if you want the payment to be excluded. The HUB Reporting programs do not make a distinction between a federal identification number of an agency or institution of higher education and a vendor under contract with the State. For interagency payments to be excluded from the HUB Report, the Comptroller assigned identification number, which is a 9-digit base number for all state agencies/institutions, must be used. This number is pre-fixed with a three (3) and includes the agency's 3-digit agency code repeated three times. For example, TBPC's Comptroller assigned identification number is 3-303303303-7. The last digit is a check digit (mod ten calculation assigned by the computer). Please call the Comptroller's Payee Section at (512) 463-3660 for check digit information. Payments to Texas Industries for the Blind and Handicapped (TIBH), using the following vendor identification number 17419760511, are excluded.

- ◆ **Term Contract** - TBPC term contracts are defined in Rule 1 TAC 113.10 - Term Contracts. If the payment is identified as a Term Contract purchase, it is excluded from each agency's total expenditure base and shown as a separate line item. In accordance with Texas Government Code, Title 10, Subtitle D, Section 2161(e), Term Contract payments will be subtracted from each agency's base total and will be shown under TBPC's Statewide Procurement Section. Term Contract expenditures are not included as part of the agency's total expenditures. (See Section VI of the HUB Report) Term Contracts are identified through the Purchase Category Codes (PCC). The vendor number (VID) is also verified as a Term Contract vendor. Listed below are the PCCs used to identify a Term Contract purchase or expenditure:
 - ◆ **A** - Purchase of items from TBPC Term Contracts using the TBPC automated purchasing system (Automated purchase orders).
 - ◆ **B** - A purchase of a pre-scheduled bid opening date, allowing the TBPC to confirm orders for goods (i.e., calendars, dairy, bread, fertilizer, etc.).
 - ◆ **C** - Purchases from TBPC Non-Automated Term Contracts using hard copy requisition/purchase order forms rather than the automated purchasing system (PCC "A"), i.e. custom blank forms, custom printing on envelopes, paper, etc.
 - ◆ **J** - Purchases of books and other library materials on contracts (Term Contract - Commodity Class 715).

The programs identify HUBs as follows:

- **HUB Credit** - If a payment made to an 11-digit VID is identified as a TBPC certified HUB, it is added to the total expenditure base and to the HUB total.
 - All records with approved code 'A', regardless of expiration dates;
 - All records with the status code of "D, G, I, M, O, V, X" and the date off is within the fiscal year reporting period (i.e. 9/1 - 8/31 of the current fiscal year), then the agencies receive HUB credit for the entire fiscal year.
- **No HUB Credit** - If a payment made to an 11-digit VID is not identified as a TBPC certified HUB, then the amount is added to the total expenditure base only.
 - All records with status code 'P', 'R' or 'N';
 - All records with the status code of "D, G, I, M, O, V, X" and the date off is outside the fiscal year reporting period (i.e. 9/1 - 8/31 of the previous fiscal year) then the agencies receive no HUB credit for the entire fiscal year.

Eleven status codes, which indicate active and inactive files, are below:

➤ A - Active	➤ I - Inactive TxDOT	➤ R - Rejected
➤ D - Decertified TxDOT	➤ M - Mail Returned	➤ V - Vendor Requested Removal
➤ P - Pending	➤ N - Not HUB	➤ X - Audit Removal
➤ G - Graduated	➤ O - Old/Outdated	

Should you have questions related to the HUB Directory, HUB Certification and Compliance, submittal of electronic data, Centralized Master's Bidder's List (CMBL) or Bid Tabulation, Economic Opportunity Forum (EOF) schedules, and the HUB Report or HUB Reporting Procedures, please contact the corresponding numbers below:

HUB Program	(512) 463-3419	Statewide Procurement/Bid Services	(512) 463-3416
Charlotte L. Banks, HUB Program Manager			(888) 472-0500
Paul Gibson, HUB Certification/Compliance Supervisor	(512) 305-9071	Victor Villegas	(512) 463-8157
Janet Hasty, HUB Coordinator	(512) 463-3337	Information Services, Systems Analyst	
HUB Certification & Compliance	(512) 463-5872	Susana Rivera, Supervisor	(512) 463-7828
Toll Free in State of TX	(888) 863-5881	Bid Tabulation	
Jennifer Flores, EOF Coordinator	(512) 463-6958	Margaret Longest	(512) 475-2378
Arlene Youngblood, HUB Reporting	(512) 463-3415	CMBL Project Coordinator (Bidder's List)	

Documentation to compile the Statewide HUB Report is as follows:

SECTION I: STATEWIDE TOTALS

STATEWIDE TOTALS

The report in this section shows the State of Texas' consolidated total for each procurement category of all state agencies within Section VII (Agency Expenditure Summary Data) of the HUB Report. It shows the detail summary line totals for each procurement category. Below is a description of the columns of this report:

1. **STATE OF TEXAS UNADJUSTED HUB GOAL - The statewide unadjusted HUB goal is shown for each procurement category. The goals are below:**

<u>Procurement Category</u>	<u>Unadjusted HUB Goal</u>	<u>Adjusted HUB Goal</u>	<u>Other HUB Goal</u>	<u>HUB Descriptions</u>
Heavy Construction:	11.9%	6.6% (BL, HI, AS, AI)	5.3% (WO)	AI - Native American
Building Construction:	26.1%	25.1% (BL, HI, WO)	1.0% (AS, AI)	AS - Asian Pacific American
Special Trade:	57.2%	47.0% (BL, HI)	10.2% (AS, AI, WO)	BL - Black American
Professional Services:	20.0%	18.1% (BL, HI, WO)	1.9% (AS, AI)	HI - Hispanic American
Other Services:	33.0%	33.0% (BL, HI, AS, AI, WO)	N/A	WO - Woman (all women other than
Commodity Purchasing:	12.6%	11.5% (BL, HI, WO)	1.1% (AS, AI)	AI, AS, BL, and HI women)

For more details on HUB Goals (adjusted & unadjusted), please refer to the Texas Disparity Study administered by the Comptroller's Office and conducted by National Economic Research Associates, Inc. (NERA), TBPC HUB Rules and the TBPC Chairman's Letter dated September 13, 1995, regarding: "Implementation of New HUB Rules, 1 TAC 111.11-111.24".

2. **FUND TYPE COLUMN-** (All dollars are rounded). The following codes are shown depending on the data reported, for example:
T = Treasury Funds - Funds maintained in the state treasury and paid through and reported by the Comptroller's office for each state agency or university;
N = Non-Treasury Funds - Funds paid and reported by the state agency or university which are not treasury funds;
S = Subcontractor Funds & Procurement Card HUB Purchases - Payments made to HUBs certified by TBPC by a Non-HUB Prime Contractor or supplier under contract with a state agency or institution of higher education and reported by the contracting agency or institution of higher education. This row may also include purchases made directly from HUBs using the procurement card as the method of payment if the participating agency or institution of higher education is tracking and reporting these expenditures for the purpose of receiving HUB credit.
TC = Term Contracts - Payments made from Treasury and Non-Treasury funds to term contract vendors (automated, non-automated, schedules and library and other reference material on 715 contract, identified as PCC A, B, C and J). In accordance with legislation, Term Contracts will be subtracted from each agency's base total and will be shown under TBPC's Term Contracts. (See Section VI of this report - PURCHASES AWARDED AND MANAGED BY TBPC);
C = Consolidated Funds - (Sum of T + N - TC). Each of these funds reported will be shown on a separate line and there will only be a consolidated line if there was more than one fund reported.
3. **TOTAL EXPENDITURES COLUMN** - Total Expenditures (HUBs and Non-HUBs) paid with allowable object codes for the reporting period (September 1, 2001 through February 28, 2002). (Dollars are rounded).
4. **TOTAL SPENT WITH NON-HUBs AMOUNT (PERCENT) COLUMN-** Total dollar amount and percentage paid to Non-HUBs during the reporting period (September 1, 2001 through February 28, 2002). (Dollars are rounded).

5. **TOTAL SPENT WITH ADJUSTED HUBs AMOUNT (PERCENT) COLUMN** - Total dollar amount and percentage paid to HUBs certified by TBPC within the adjusted HUB goal column of the HUB report as compared to the Total Expenditures column. This column includes one or more of the five-ethnic/gender HUB categories for each of the six procurement categories as outlined in Appendix H and TABLE 3.12 of the Texas Disparity Study. (Refer to definition and description of Unadjusted HUB Goals in number 1 above). (Dollars are rounded).
6. **TOTAL SPENT WITH OTHER HUBs AMOUNT (PERCENT) COLUMN** - Total dollar amount and percentage paid to HUBs certified by TBPC within the other HUB goal column of the HUB Report as compared to the Total Expenditures column. This column includes one or more of the five-ethnic/gender HUB categories for each of the six procurement categories as outlined in Appendix H and TABLE 3.12 of the Texas Disparity Study. (Refer to definition and description of Unadjusted HUB Goals above). (Dollars are rounded).
7. **ADJUSTED HUB GOAL AMOUNT (PERCENT)** - Identifies the sub total dollar amount and percentage paid to adjusted HUBs certified by TBPC in each of the six procurement categories as compared to Total Expenditures. The sub totals in the "Adjusted HUB Goal" column, if added, equal the "Total Spent with Adjusted HUBs" column. (See description in number one and number five above). (Dollars are rounded).
8. **OTHER HUB GOAL AMOUNT (PERCENT)** - Identifies the sub total dollar amount and percentage paid to other HUBs certified by TBPC in each of the six procurement categories as compared to Total Expenditures. The sub totals in the "Other HUB Goal" column, if added, equal the "Total Spent with Other HUBs" column. (See description in number one and number six above). (Dollars are rounded).

GRAND TOTAL CONSOLIDATED REPORT FOR THE STATE OF TEXAS

The report in this section shows the State of Texas' consolidated grand total for all procurement categories of all state agencies within Section VII (Agency Expenditure Summary Data) of the HUB Report. It shows the consolidated totals for each procurement category and a grand total. Below is a description of this new report, which has four columns:

1. **Six Procurement Categories** - Identifies the six procurement categories:
 - Heavy Construction
 - Building Construction
 - Special Trade
 - Professional Services
 - Other Services
 - Commodity Purchasing
2. **Total Expenditure** - Identifies the total expenditure in each procurement category and gives a grand total.
3. **Total Spent with Adjusted HUBs/percentage** - Identifies the total spent with Adjusted HUBs in each procurement category and gives a grand total.
4. **Total Spent with Other HUBs/percentage** - Identifies the total spent with Other HUBs in each procurement category and gives a grand total.
5. **Total Spent with HUBs/percentage** - Identifies the overall total spent with Adjusted and Other HUBs in each procurement category and gives an overall grand total.

Note: The Grand Total Consolidated Report for the State of Texas and for each state agency and institution of higher education is available on the Internet and can be found at the following Internet address: http://www.tbpc.state.tx.us/hub_report/fy2/cons.html.

SECTION II: STATEWIDE ANALYSIS OF AWARDS

STATEWIDE ANALYSIS OF TOTAL AWARDS

The first analysis of Section II shows an analysis of all businesses (HUBs and non-HUBs) receiving awards.

1. **TOTAL NUMBER RECEIVING AWARDS** - This column gives the total number of all businesses (HUBs + Non-HUBs) receiving at least one award. It is possible for a business to have received multiple awards; however, each VID was counted only once. The total is a conservative number and may not reflect the actual count because some payment transactions were submitted with invalid VID numbers and could not be accurately counted or verified.
2. **TOTAL DOLLARS** - This column gives the total consolidated expenditures (HUBs + Non-HUBs). Dollars are rounded.
3. **NON-HUBs RECEIVING AWARDS AND PERCENTAGE** - This column gives the total number and percentage of Non-HUBs which received at least one award. It is possible for a Non-HUB to have received multiple awards, however, each Non-HUB VID number was only counted once. The percentage is compared to the "Total Number Receiving Awards". The total number may not reflect the actual count because some payment transactions were submitted with invalid VID numbers and could not be accurately counted or verified.
4. **NON-HUB DOLLARS AND PERCENTAGE** - This column gives the total dollar amount and percentage awarded to Non-HUBs. The percentage is compared to the "Total Dollars" column. (Dollars are rounded).
5. **HUBs RECEIVING AWARDS AND PERCENTAGE** - This column gives the total number and percentage of HUBs, which received at least one award. It is possible for a HUB to have received multiple awards; however, each HUB VID number was only counted once. The percentage is compared to the "Total Number Receiving Awards". (Dollars are rounded).
6. **HUB DOLLARS AND PERCENTAGE** - This column gives the total dollar amount and percentage awarded to HUBs. The percentage is compared to the "Total Number Receiving Awards". (Dollars are rounded).

STATEWIDE ANALYSIS OF AWARDS BY CERTIFIED HUBs

The second analysis of Section II shows an analysis of the HUBs certified by TBPC and an analysis of the statewide awards made to each of the five TBPC certified HUB groups:

1. **CERTIFIED HUB GROUP** - The five TBPC certified HUB groups are listed here.
2. **NUMBER OF HUBs AND PERCENTAGE** - This column gives the number of TBPC certified HUBs for each of the five certified HUB groups. The percentage is compared to the total of all TBPC certified HUBs.
3. **NUMBER OF MALES AND PERCENTAGE** - This column gives the number of TBPC certified males for each of the four ethnic certified HUB groups. The percentage is compared to the total of all males in the four ethnic certified HUB groups.
4. **NUMBER OF FEMALES AND PERCENTAGE** - This column gives the number and percentage of TBPC certified females for each of the five certified HUB groups. The percentage is compared to the total of all females. Ethnic minority women are certified under the applicable ethnic category. The women category includes only women that are not Native American, Asian, Black or Hispanic. The percentage is compared to the total of all females in the five certified HUB groups.
5. **TOTAL NUMBER AND PERCENTAGE OF HUBs RECEIVING AWARDS** - This column gives the total number and percentage of HUBs that received at least one award for each of the five certified HUB groups. It is possible for a HUB to have received multiple awards; however, each HUB VID number was only counted once. The percentage is compared to the "Total Number and Percent of HUBs Receiving Awards" column.
6. **TOTAL DOLLAR AMOUNT AND PERCENTAGE AWARDED TO HUBs** - This column gives the total dollar amount and percentage awarded to each of the five TBPC certified HUB groups. The percentage is compared to the "Total Dollar Amount and Percent Awarded to HUBs". (Dollars are rounded).

STATEWIDE ANALYSIS OF AWARDS BY CERTIFIED HUBs BY PROCUREMENT CATEGORY

The third analysis of Section II shows an analysis of the HUBs certified by TBPC and for each of the six procurement categories. Each procurement category is programmed independently to identify the total number of different HUBs, which received awards for each of the six procurement categories. It is possible for a HUB to have received multiple awards within a specific procurement category. In this scenario, the HUB VID number was only counted once in that procurement category. It is also possible for a HUB to have received an award in more than one procurement category. In this scenario, the HUB VID number was counted once in each procurement category where an award was made. The percentage is compared to the "Total Number of HUBs and Percentage Receiving Awards".

Note: The Statewide Analysis of Awards by Certified HUBs By Procurement Category for the State of Texas and for each state agency and institution of higher education is available on the Internet and can be found at the following Internet address <http://www.tbpc.state.tx.us/procinfo.html>

SECTION III: EXECUTIVE SUMMARY

This section shows the HUB Report data analyzed in four ways:

- A. **SELECTION CRITERIA FOR THE TEN LARGEST SPENDING AGENCIES BY TOTAL EXPENDITURES:** The consolidated fund for the TOTAL EXPENDITURES column within each procurement category is used to compute an overall total expenditure base for each agency. The top ten largest spending agencies and institutions of higher education have been identified within this summary. (Dollars are rounded).
- B. **SELECTION CRITERIA FOR THE TEN AGENCIES SPENDING MORE THAN \$5 MILLION WITH LARGEST PERCENTAGE SPENT WITH ADJUSTED HUBs:** The consolidated fund for the TOTAL EXPENDITURES column within each procurement category is used to compute an overall total expenditure base for each agency and institutions of higher education. The agencies and institutions that have spent more than \$5 million in total expenditures and have spent the greatest percentage of dollars with HUBs from the Adjusted HUB group for each category has been identified within this summary. (Dollars are rounded).
- C. **SELECTION CRITERIA FOR THE TEN AGENCIES SPENDING MORE THAN \$5 MILLION WITH SMALLEST PERCENTAGE SPENT WITH ADJUSTED HUBs:** The consolidated fund for the TOTAL EXPENDITURES column within each procurement category is used to compute an overall total expenditure base for each agency and institutions of higher education. The agencies and institutions who have spent more than \$5 million in total expenditures and have spent the smallest percentage of dollars with HUBs from the Adjusted HUB group for each category have been identified within this summary. (Dollars are rounded).
- D. **SELECTION CRITERIA FOR THE AGENCIES WITH \$0 EXPENDITURES WITH ADJUSTED HUBs:** The agencies that have reported expenditures and have spent \$0 with TBPC certified Adjusted HUBs have been identified in this summary. (Dollars are rounded).

SECTION IV: ANALYSIS OF AWARDS

This section shows an analysis of the statewide awards in two ways:

- A. **Procurement Categories and Included Expenditure Object Codes for the FY '02 Semi-Annual HUB Report:** This section shows the reportable or included expenditure object codes for each of the six procurement categories.
- B. **ANALYSIS OF AWARDS BY SIX CATEGORIES BY OBJECT CODE:** This section shows the statewide total spent and the statewide total spent with HUBs in each object code for each of the six procurement categories. The total expenditures and percentages are shown for each object code. (Dollars are rounded).
- C. **ANALYSIS OF AWARDS BY OBJECT CODE:** This section also shows the statewide total spent and the statewide total spent with HUBs in each object code number. Four-digit object code number and description list all object codes included in this report in ascending numerical order. (Dollars are rounded).

SECTION V: GROUP PURCHASING

This section shows a summary of the state agencies and institutions of higher education that participate in a group purchasing program under the Texas Government Code, Title 10, Subtitle D, Chapter 2161.122(c). "A state agency participating in a group purchasing program described under Section 2155.139(b), shall send to the commission in the agency's report under Section 2161.121, a separate list of purchases from HUBs that are made through the group purchasing program including the dollar amount of each purchase allocated to the reporting agency." (Dollars are rounded).

SECTION VI: PURCHASES AWARDED AND MANAGED BY TBPC

This section shows a summary of the purchases awarded and managed by TBPC for Open Market, Term Contracts, Architectural and Engineering (A&E) projects and Construction projects.

A. STATEWIDE PROCUREMENT -

Open Market - The total dollar amounts for Open Market purchase orders issued and Term Contract payments made for the State are shown in this section. (Dollars are rounded).

Term Contract - Payments are subtracted and excluded from each agency's total expenditure base and shown under TBPC's Central Procurement Term Contracts are identified through the Purchase Category Codes (PCC). The vendor number (VID) is also verified as a term contract vendor. (Dollars are rounded).

B. DESIGN AND CONSTRUCTION DIVISION - The State's total dollar amount (treasury funds) for Architectural & Engineering projects awarded is shown on the first line followed by the subcontracting data. (Dollars are rounded).

SECTION VII: AGENCIES' EXPENDITURE SUMMARY DATA

Similar to the format for Section I of the HUB Report for statewide totals, this Section shows only the individual state agency expenditures per page. The section includes agency number, name and unadjusted HUB goal, fund type, total expenditures, total spent with non-HUBs, total spent with adjusted HUBs, total spent with other HUBs, the adjusted HUB goal and the other HUB goal for each procurement category. (Dollars are rounded).

SECTION VIII: SUPPLEMENTAL REPORTS

- A. **SUPPLEMENTAL SUMMARY LETTERS (Optional)** - Agencies have the option to submit a one page supplemental summary letter which delineates an agency's good faith efforts regarding procurement opportunities for HUBs. This section shows written summaries which provide a more comprehensive representation of each agency's efforts and may address any unique purchasing requirements not directly reflected within the agencies' totals and percentages. See the HUB Reporting Procedures for further instructions.
- B. **SUPPLEMENTAL REPORTS (Mandatory Reports)** - In accordance with Senate Bill 178, codified in the Texas Government Code 2161.122, §(c), state agencies and institutions of higher education shall report to the Texas Building and Procurement Commission (TBPC) the following information, classified by group status, ethnicity, and gender as defined in Texas Government Code, Title 10, Subtitle D, Chapter 2161.001(3):
1. **The number of businesses participating in state bond issuances** - Agencies who participate in bond issuance are required to report to TBPC the number of HUBs who participated in the agency's bond issuance. An authorized agency representative must sign the report.
 2. **The number of historically underutilized businesses submitting bids and/or proposals for the acquisition, construction, equipping, or operational implementation of state facilities or programs** - Agencies are required to report to TBPC all bids (informal and formal), quotes, offers, and proposals received from HUBs in the format prescribed by the TBPC HUB Reporting Section. This is NOT limited to construction; it includes all bids received for the purchase of goods and services.
 3. **The number of contracts awarded to HUBs** - Effective, FY 2002, state agencies and institutions of higher education are required to report the number of contracts awarded to HUBs.
 4. **The grand total of agency contracts awarded (HUBs and non-HUBs)** - Effective, FY 2002, state agencies and institutions of higher education are required to report the number of agency contracts awarded to HUBs and non-HUBs.

SECTION IX: GRADUATED HUB VENDORS REPORT

Effective since October 1, 2000, the U.S. Small Business Administration shifted to a new classification system known as the North American Industry Classification System (NAICS). A HUB shall be graduated when it has maintained gross receipts or total employment levels for four consecutive years which exceed the U.S. Small Business standards identified by NAICS as stated in 13 Code of Federal Regulations 121.201. For information on graduation size standards, access <http://www.sba.gov/size/Table-of-Small-Business-Size-Standards-from-final-rule.html>. The Commission's Graduation Procedures were implemented on October 4, 1995, and were extracted from the U.S. Small Business Administration's size standard for firms within similar primary four-digit Standard Industrial Classification (SIC) codes as stated in 13 Code of Federal Regulations (CFR). For HUB certification or recertification, including random compliance reviews, applicants must not exceed the graduation threshold limitations that have been established by the Commission. Applicants exceeding the threshold limitations will be considered over-utilized businesses, and not certified as a HUB. Graduation data is available in the following formats:

- A. **The Graduated HUB Vendors Report** summarizes the HUBs that have graduated, by procurement category, beginning October 4, 1995 through April 2, 2002, and includes the total number of HUBs that have graduated by date. This report also identifies the business's name, address information, ethnicity/gender, VID number, category code, graduation reasons (exceeded thresholds by gross sales or gross number of employees), evaluation basis (certification/recertification), and the graduation date maintained by the Commission.
- B. **The Revenue Report for Graduated Vendors** summarizes the HUBs that have graduated during the current fiscal year, which have been paid by a state agency during the fiscal year. This report also identifies the agency's number, business's name, address information, ethnicity/gender, VID number, category code, graduation reasons, and the total amount of revenue received from the State during the current HUB Reporting Period. The Commission will monitor and track the graduation of HUBs for two consecutive years to determine the utilization by state agencies.

ATTACHMENT I: LIST OF STATE DEPOSITORY LIBRARIES

This attachment identifies State Depository Libraries, the city location, and a telephone number. A copy of the FY '02 Semi-Annual HUB Report will be on file at each of these locations.

ATTACHMENT 2: HUB REPORTING PROCEDURES

This attachment outlines the operating procedures for HUB reporting and defines the reporting responsibilities of state agencies and institutions of higher education.

SECTION I - STATEWIDE TOTALS

Statewide Totals for Heavy Construction Unadjusted Goal is 11.8%

FUND TYPE	TOTAL EXPENDITURES	TOTAL SPENT WITH NON-HUBS AMOUNT/%	TOTAL SPENT WITH **ADJ. HUBS 8.5%	TOTAL SPENT WITH *OTHER HUBS 3.3%	**ADJUSTED HUB GOAL 8.6%				*OTHER HUB GOAL 5.3% WOMAN AMOUNT/%
					ASIAN PACIFIC AMOUNT/%	BLACK AMOUNT/%	HISPANIC AMOUNT/%	NATIVE AMERICAN AMOUNT/%	
T	\$1,605,149,972	\$1,561,748,820/97.2%	\$24,753,868/1.54%	\$15,648,363/1.16%	\$8,360,541/.520%	\$820,881/.081%	\$15,273,507/.951%	\$288,958/.018%	\$18,840,362/1.16%
N	\$3,205,891	\$2,784,356/87.1%	\$257,805/8.04%	\$153,828/4.79%	\$3,465/.10%	\$124,684/3.82%	\$128,986/4.05%		\$153,828/4.79%
S	***	***	\$78,846,746/6.27%	\$47,138,577/3.14%	\$3,085,252/.206%	\$4,781,860/.318%	\$65,383,886/4.66%	\$2,684,967/.178%	\$47,138,577/3.14%
C	\$1,608,355,863	\$1,564,644,277/97.2%	\$103,957,340/6.46%	\$65,939,670/4.09%	\$11,448,258/.711%	\$5,728,785/.356%	\$63,787,350/5.21%	\$2,983,928/.185%	\$65,939,670/4.09%

Statewide Totals for Building Construction Unadjusted Goal is 26.1%

FUND TYPE	TOTAL EXPENDITURES	TOTAL SPENT WITH NON-HUBS	TOTAL SPENT WITH **ADJ. HUBS 25.1%	TOTAL SPENT WITH *OTHER HUBS 1.0%	**ADJUSTED HUB GOAL 25.1%			*OTHER HUB GOAL 1.0%	
					BLACK	HISPANIC	WOMAN	ASIAN PACIFIC	NATIVE AMERICAN
T	\$38,883,109	\$33,125,827/88.6%	\$3,882,153/9.94%	\$75,124/.203%	\$483,488/1.25%	\$1,413,132/3.83%	\$1,806,521/4.89%	\$89,408/.288%	\$5,718/.015%
N	\$225,044,655	\$222,726,320/98.9%	\$2,272,012/1.00%	\$47,332/.021%	\$93,473/.041%	\$280,437/.124%	\$1,898,101/.843%	\$47,332/.021%	
S	***	***	\$14,482,422/6.23%	\$1,855,045/.796%	\$1,293,698/.587%	\$6,813,296/2.83%	\$6,375,426/2.74%	\$1,815,404/.781%	\$39,640/.017%
C	\$261,927,770	\$255,851,147/97.6%	\$20,426,888/7.80%	\$1,977,602/.766%	\$1,850,871/.706%	\$8,506,867/3.24%	\$10,079,048/3.84%	\$1,932,144/.737%	\$45,357/.017%

Statewide Totals for Special Trade Unadjusted Goal is 87.2%

FUND TYPE	TOTAL EXPENDITURES	TOTAL SPENT WITH NON-HUBS	TOTAL SPENT WITH **ADJ. HUBS 47.0%	TOTAL SPENT WITH *OTHER HUBS 10.2%	**ADJUSTED HUB GOAL 47.0%		*OTHER HUB GOAL 10.2%		
					BLACK	HISPANIC	ASIAN PACIFIC	NATIVE AMERICAN	WOMAN
T	\$62,824,888	\$54,214,318/88.1%	\$5,516,544/8.76%	\$3,194,027/5.07%	\$398,280/.632%	\$5,118,263/8.13%	\$183,194/.291%	\$30,874/.049%	\$2,879,858/4.73%
N	\$97,805,175	\$87,540,748/89.6%	\$5,905,828/6.05%	\$4,158,486/4.26%	\$53,139/.054%	\$5,852,789/6.89%	\$735,717/.763%	\$304,304/.311%	\$3,118,476/3.19%
S	***	***	\$1,418,625/1.67%	\$1,786,776/2.06%	\$235,684/.278%	\$1,180,830/1.39%	\$59,182/.069%	\$65/.000%	\$1,708,528/2.01%
C	\$180,630,063	\$141,755,065/88.3%	\$12,838,988/7.99%	\$9,118,302/5.68%	\$667,114/.428%	\$12,151,883/7.56%	\$878,094/.609%	\$338,343/.208%	\$7,804,864/4.86%

Statewide Totals for Professional Services Unadjusted Goal is 20.0%

FUND TYPE	TOTAL EXPENDITURES	TOTAL SPENT WITH NON-HUBS	TOTAL SPENT WITH **ADJ. HUBS 18.1%	TOTAL SPENT WITH *OTHER HUBS 1.9%	**ADJUSTED HUB GOAL 18.1%			*OTHER HUB GOAL 1.9%	
					BLACK	HISPANIC	WOMAN	ASIAN PACIFIC	NATIVE AMERICAN
T	\$149,440,825	\$137,718,988/92.1%	\$6,826,282/4.56%	\$4,895,354/3.27%	\$375,215/.261%	\$5,023,228/3.38%	\$1,427,840/.955%	\$4,895,354/3.27%	
N	\$48,318,484	\$43,048,513/89.3%	\$1,960,363/4.22%	\$1,309,806/2.82%	\$5,200/.011%	\$473,935/1.02%	\$1,481,227/3.19%	\$1,283,847/2.77%	\$25,750/.055%
S	***	***	\$12,891,423/8.63%	\$2,746,231/2.03%	\$1,011,936/.750%	\$8,573,471/6.66%	\$3,108,015/2.30%	\$2,670,847/1.85%	\$74,384/.055%
C	\$195,759,109	\$180,767,502/92.3%	\$21,778,070/11.1%	\$8,950,182/4.57%	\$1,382,352/.711%	\$14,370,633/7.34%	\$6,015,063/3.07%	\$8,850,048/4.52%	\$100,144/.051%

Statewide Totals for Other Services Unadjusted Goal is 33.0%

FUND TYPE	TOTAL EXPENDITURES	TOTAL SPENT WITH NON-HUBS	TOTAL SPENT WITH **ADJ. HUBS 33.0%	TOTAL SPENT WITH *OTHER HUBS 1.0%	**ADJUSTED HUB GOAL 33.0%				
					ASIAN PACIFIC	BLACK	HISPANIC	NATIVE AMERICAN	WOMAN
T	\$843,812,067	\$579,074,695/89.9%	\$64,837,471/10.0%	\$64,837,471/10.0%	\$10,508,745/1.61%	\$8,460,397/1.31%	\$7,456,850/1.15%	\$107,829/.018%	\$38,305,048/5.84%
N	\$237,400,287	\$219,261,048/92.3%	\$18,138,238/7.64%	\$25,031,271/8.88%	\$756,965/.318%	\$2,902,830/1.22%	\$3,199,578/1.34%	\$401,266/.168%	\$10,878,588/4.58%
S	***	***	\$25,031,271/8.88%		\$2,000,825/.717%	\$2,882,191/1.03%	\$9,685,052/3.54%	\$335,529/.120%	\$8,917,672/3.55%
C	\$881,312,355	\$798,336,844/90.5%	\$108,007,981/12.2%		\$13,266,536/1.50%	\$14,255,418/1.61%	\$20,540,281/2.33%	\$844,424/.095%	\$59,103,320/6.70%

Statewide Totals for Commodity Purchasing Unadjusted Goal is 12.5%

FUND TYPE	TOTAL EXPENDITURES	TOTAL SPENT WITH NON-HUBS	TOTAL SPENT WITH **ADJ. HUBS 11.5%	TOTAL SPENT WITH *OTHER HUBS 1.1%	**ADJUSTED HUB GOAL 11.5%			*OTHER HUB GOAL 1.1%	
					BLACK	HISPANIC	WOMAN	ASIAN PACIFIC	NATIVE AMERICAN
T	\$639,508,244	\$560,731,418/87.6%	\$51,448,308/8.04%	\$27,329,518/4.27%	\$3,873,318/.605%	\$4,448,258/1.32%	\$39,128,738/6.11%	\$27,059,078/4.23%	\$270,439/.042%
N	\$488,614,802	\$438,715,202/89.7%	\$43,881,998/9.0%	\$6,007,800/1.22%	\$18,920,558/3.87%	\$5,680,106/1.16%	\$18,291,332/3.94%	\$5,881,038/1.19%	\$146,562/.030%
S	***	***	\$5,045,057/2.48%	\$266,030/.131%	\$683,140/.426%	\$1,341,282/.682%	\$2,840,654/1.40%	\$236,821/.116%	\$28,408/.014%
C	\$1,128,124,046	\$898,446,616/88.5%	\$100,386,366/8.89%	\$33,603,149/2.97%	\$23,857,018/2.09%	\$15,469,623/1.37%	\$61,258,726/5.43%	\$33,158,739/2.93%	\$448,410/.039%

DB = DEBIT (NEGATIVE AMOUNT) * = OTHER HUBS ** = ADJUSTED HUBS *** = DOLLARS REPORTED BUT NOT SHOWN IN THESE COLUMNS. SEE COVER LETTER PARA. 4
T=TREASURY, N=NON-TREASURY, S=SUBCONTRACTOR FUNDS & PROCUREMENT CARD HUB PURCHASES, TC=TERM CONTRACT, C=CONSOLIDATED. SEE PAGE 4 OF HUB REPORT FOR FUND TYPE DESCRIPTION.

SECTION II - STATEWIDE ANALYSIS OF AWARDS

- (A) STATEWIDE ANALYSIS OF TOTAL AWARDS**
- (B) STATEWIDE ANALYSIS OF AWARDS BY CERTIFIED HUBs**
- (C) STATEWIDE ANALYSIS OF AWARDS BY CERTIFIED HUBs BY
PROCUREMENT CATEGORY**

SECTION 11 - ANALYSIS OF AWARDS

STATEWIDE ANALYSIS OF TOTAL AWARDS

TOTAL # RECEIVING AWARDS	TOTAL DOLLARS	NON HUBS RECEIVING AWARDS AND %	NON HUB DOLLARS AND %	HUBS RECEIVING AWARDS AND %	HUB DOLLARS AND %
89,003	\$4,238,009,209	86,056/96.8%	\$3,840,700,255/93.0%	2,947/3.31%	\$488,993,062/11.4%

STATEWIDE ANALYSIS OF AWARDS BY CERTIFIED HUBS

CERTIFIED HUB GROUP	# OF HUBS, %	# OF MALES, %	# OF FEMALES, %	TOTAL # AND % OF HUBS RECEIVING AWARDS	TOTAL DOLLAR AMOUNT AND % AWARDED TO HUBS
ASIAN PACIFIC	483/5.36%	356/11.1%	127/2.88%	188/6.37%	\$69,632,822/14.2%
BLACK	1,365/17.9%	968/30.3%	397/8.02%	351/11.9%	\$47,569,370/9.76%
HISPANIC	2,247/29.8%	1,785/56.0%	461/10.4%	837/28.4%	\$154,838,850/31.7%
NATIVE AMERICAN	117/1.64%	75/2.35%	42/.955%	46/1.52%	\$4,755,605/.976%
WOMAN OWNED	3,371/44.4%	3/.094%	3,371/78.6%	1,528/51.7%	\$210,198,914/43.1%
TOTAL	7,586(100%)	3,188(100%)	4,398(100%)	2,847(100%)	\$488,993,062(100%)

FOR EXAMPLE: THERE ARE 483 CERTIFIED ASIAN PACIFICS, WHICH IS 6.36% OF ALL CERTIFIED HUBS. 356 ARE ASIAN PACIFIC MALES, WHICH IS 11.1% OF ALL MALES CERTIFIED AS HUBS AND 127 ARE ASIAN PACIFIC FEMALES, WHICH IS 2.88% OF ALL FEMALES CERTIFIED AS HUBS. THE TOTAL NUMBER OF INDIVIDUAL ASIAN PACIFICS RECEIVING AWARDS WAS 188 OR 6.37% OF ALL HUBS RECEIVING AWARDS, AND THOSE 188 ASIAN PACIFICS RECEIVED AWARDS TOTALING \$69,632,822, OR 14.2% OF THE TOTAL DOLLARS AWARDED TO HUBS.

SECTION III - ANALYSIS OF AWARDS

STATEWIDE ANALYSIS OF AWARDS BY CERTIFIED HUBS BY PROCUREMENT CATEGORY

HEAVY CONSTRUCTION

CERTIFIED HUB GROUP	# OF MALES, %	# OF FEMALES, %	TOTAL # AND % OF HUBS RECEIVING AWARDS	TOTAL DOLLAR AMOUNT AND % AWARDED TO HUBS
ASIAN PACIFIC	8/3.84%	2/1.25%	8/2.53%	\$11,448,258/8.73%
BLACK	38/24.3%	2/1.28%	40/12.6%	\$5,726,785/3.37%
HISPANIC	107/68.5%	13/8.17%	120/38.0%	\$83,797,360/48.3%
NATIVE AMERICAN	5/3.20%	1/.628%	6/1.90%	\$2,883,826/1.75%
WOMAN OWNED	0	141/88.6%	141/44.7%	\$65,839,570/38.5%
TOTAL	156(100%)	169(100%)	315(100%)	\$189,886,910(100%)

BUILDING CONSTRUCTION

CERTIFIED HUB GROUP	# OF MALES, %	# OF FEMALES, %	TOTAL # AND % OF HUBS RECEIVING AWARDS	TOTAL DOLLAR AMOUNT AND % AWARDED TO HUBS
ASIAN PACIFIC	15/11.7%	4/2.43%	18/6.50%	\$1,932,144/8.62%
BLACK	21/16.4%	7/4.26%	28/9.58%	\$1,850,671/8.25%
HISPANIC	48/68.5%	18/11.5%	108/36.9%	\$8,506,867/37.8%
NATIVE AMERICAN	3/2.34%	0	3/1.02%	\$45,367/.202%
WOMAN OWNED	0	134/81.7%	134/45.8%	\$10,078,048/44.9%
TOTAL	128(100%)	164(100%)	292(100%)	\$22,416,090(100%)

SECTION II - ANALYSIS OF AWARDS

STATEWIDE ANALYSIS OF AWARDS BY CERTIFIED HUBS BY PROCUREMENT CATEGORY

SPECIAL TRADE

CERTIFIED HUB GROUP	# OF MALES, %	# OF FEMALES, %	TOTAL # AND % OF HUBS RECEIVING AWARDS	TOTAL DOLLAR AMOUNT AND % AWARDED TO HUBS
ASIAN PACIFIC	10/5.07%	6/2.54%	16/3.69%	\$978,094/4.45%
BLACK	37/18.7%	4/1.69%	41/8.48%	\$687,114/3.12%
HISPANIC	145/73.6%	28/12.2%	174/40.1%	\$12,151,883/55.3%
NATIVE AMERICAN	5/2.53%	1/.423%	6/1.38%	\$335,343/1.52%
WOMAN OWNED	0	196/63.0%	196/46.2%	\$7,804,864/35.5%
TOTAL	197(100%)	236(100%)	433(100%)	\$21,857,300(100%)

PROFESSIONAL SERVICES

CERTIFIED HUB GROUP	# OF MALES, %	# OF FEMALES, %	TOTAL # AND % OF HUBS RECEIVING AWARDS	TOTAL DOLLAR AMOUNT AND % AWARDED TO HUBS
ASIAN PACIFIC	31/25.8%	9/7.43%	40/18.5%	\$8,850,048/28.8%
BLACK	19/15.8%	5/4.13%	24/9.95%	\$1,392,352/4.53%
HISPANIC	67/55.8%	13/10.7%	80/33.1%	\$14,370,633/46.7%
NATIVE AMERICAN	3/2.50%	1/.826%	4/1.65%	\$100,144/.325%
WOMAN OWNED	0	93/76.8%	93/38.5%	\$6,015,063/19.5%
TOTAL	120(100%)	121(100%)	241(100%)	\$30,728,283(100%)

SECTION I] - ANALYSIS OF AWARDS

STATEWIDE ANALYSIS OF AWARDS BY CERTIFIED HUBS BY PROCUREMENT CATEGORY

CERTIFIED HUB GROUP	OTHER SERVICES		TOTAL # AND % OF HUBS RECEIVING AWARDS	TOTAL DOLLAR AMOUNT AND % AWARDED TO HUBS
	# OF MALES, %	# OF FEMALES, %		
ASIAN PACIFIC	75/14.1%	25/2.42%	100/8.40%	\$13,269,636/12.2%
BLACK	142/26.8%	53/5.13%	195/12.4%	\$14,285,419/13.1%
HISPANIC	304/57.4%	104/10.0%	408/28.1%	\$20,540,281/18.0%
NATIVE AMERICAN	8/1.51%	4/.387%	12/.768%	\$944,424/.781%
WOMAN OWNED	0	846/81.9%	846/54.1%	\$59,101,320/54.7%
TOTAL	528(100%)	1032(100%)	1561(100%)	\$108,007,981(100%)

CERTIFIED HUB GROUP	COMMODITY PURCHASING		TOTAL # AND % OF HUBS RECEIVING AWARDS	TOTAL DOLLAR AMOUNT AND % AWARDED TO HUBS
	# OF MALES, %	# OF FEMALES, %		
ASIAN PACIFIC	66/14.2%	28/2.76%	94/6.34%	\$33,158,739/24.7%
BLACK	117/25.2%	37/3.83%	154/10.3%	\$23,857,016/17.6%
HISPANIC	265/57.2%	90/8.84%	355/23.9%	\$15,469,823/11.5%
NATIVE AMERICAN	15/3.23%	11/1.06%	26/1.75%	\$446,410/.333%
WOMAN OWNED	0	852/83.6%	852/57.6%	\$61,258,726/45.7%
TOTAL	463(100%)	1018(100%)	1481(100%)	\$133,988,516(100%)

SECTION III - EXECUTIVE SUMMARY

- (A) TEN (10) LARGEST SPENDING AGENCIES BY TOTAL EXPENDITURES**
- (B) TEN (10) AGENCIES SPENDING MORE THAN \$5 MILLION WITH LARGEST PERCENTAGE SPENT WITH ADJUSTED HUBs**
- (C) TEN (10) AGENCIES SPENDING MORE THAN \$5 MILLION WITH SMALLEST PERCENTAGE SPENT WITH ADJUSTED HUBs**
- (D) THIRTEEN (13) AGENCIES WITH \$0 EXPENDITURES WITH ADJUSTED HUBs**

(A) TEN (10) LARGEST SPENDING AGENCIES BY TOTAL EXPENDITURES

FISCAL YEAR 2002 SEMI-ANNUAL HUB REPORT

AGENCY NUMBER	NAME OF AGENCY	TOTAL EXPENDITURES	TOTAL ADJUSTED HUBs EXPENDITURES	TOTAL ADJUSTED HUBs PERCENTAGE
601	Texas Department of Transportation	\$ 1,882,560,385	\$ 137,444,015	7.30%
720	University of Texas System	\$ 156,061,071	\$ 9,437,225	6.04%
501	Texas Department of Health	\$ 153,725,722	\$ 19,024,792	12.37%
696	Texas Department of Criminal Justice	\$ 126,317,018	\$ 16,702,916	13.22%
506	UT MD Anderson Cancer Center	\$ 105,993,919	\$ 16,961,232	16.00%
721	University of Texas at Austin	\$ 93,679,871	\$ 6,709,198	7.16%
730	University of Houston	\$ 82,433,367	\$ 6,231,152	7.55%
723	UT Medical Branch - Galveston	\$ 81,198,338	\$ 8,426,579	10.37%
733	Texas Tech University	\$ 74,958,600	\$ 2,266,038	3.02%
362	Texas Lottery Commission	\$ 73,922,239	\$ 8,374,727	11.32%

Selection Criteria for the ten (10) Largest Spending Agencies by Total Expenditures:

- The State does not have an overall HUB goal. However, for purposes of the Executive Summary, the consolidated fund for the TOTAL EXPENDITURES column within each procurement category is used to compute an overall total expenditure base (HUB and Non-HUB) for each agency.
- The top 10 largest spending agencies have been identified within this summary ranked by total expenditures. (Dollars are rounded). To view the respective agencies' expenditures, refer to Section VII.

Revised 04/15/02

**(B) TEN (10) AGENCIES SPENDING MORE THAN \$5 MILLION WITH
LARGEST PERCENTAGE SPENT WITH ADJUSTED HUBs**

FISCAL YEAR 2002 SEMI - ANNUAL HUB REPORT

AGENCY NUMBER	NAME OF AGENCY	TOTAL EXPENDITURES	TOTAL ADJUSTED HUBs EXPENDITURES	TOTAL ADJUSTED HUBs PERCENTAGE
330	Texas Rehabilitation Commission	\$ 11,340,973	\$ 3,250,357	31.04%
738	University of Texas at Dallas	\$ 10,288,295	\$ 2,572,850	25.00%
320	Texas Workforce Commission	\$ 19,211,255	\$ 4,264,711	22.19%
582	Texas Natural Resources Conservation Commission	\$ 46,712,146	\$ 10,251,057	21.94%
303	Texas Building and Procurement Commission	\$ 23,672,727	\$ 5,150,566	21.75%
743	University of Texas at San Antonio	\$ 16,073,923	\$ 3,324,612	20.68%
480	Texas Department of Economic Development	\$ 5,769,499	\$ 1,105,403	19.15%
455	Texas Railroad Commission	\$ 10,834,314	\$ 1,944,645	17.94%
506	UT MD Anderson Cancer Center	\$ 105,993,919	\$ 16,961,232	16.00%
714	University of Texas at Arlington	\$ 18,393,528	\$ 2,919,523	15.87%

Selection Criteria for the ten (10) Agencies Spending More than \$5 Million with Largest Percentage Spent with HUBs:

- The State does not have an overall HUB goal. However, for purposes of the Executive Summary, the consolidated fund for the **TOTAL EXPENDITURES** column within each procurement category is used to compute an overall total expenditure base (HUB and Non-HUB) for each agency.
- The top 10 spending agencies that have spent more than \$5 million dollars in total expenditures and have the largest percentage of dollars with HUBs from the ADJUSTED HUBs group for each category have been identified within this summary ranked by largest overall Adjusted HUB percentage. (Dollars are rounded). To view the respective agencies' expenditures, refer to Section VII.

Revised: 04/15/02

**(C) TEN (10) AGENCIES SPENDING MORE THAN \$5 MILLION WITH
SMALLEST PERCENTAGE SPENT WITH
ADJUSTED HUBs**

FISCAL YEAR 2002 SEMI-ANNUAL HUB REPORT

AGENCY NUMBER	NAME OF AGENCY	TOTAL EXPENDITURES	TOTAL ADJUSTED HUBs EXPENDITURES	TOTAL ADJUSTED HUBs PERCENTAGE
733	Texas Tech University	\$ 74,958,038	\$ 2,266,038	3.02%
754	Southwest Texas State University	\$ 20,479,833	\$ 596,604	2.91%
715	Prairie View A & M University	\$ 7,445,945	\$ 212,924	2.85%
756	Sul Ross University	\$ 5,229,931	\$ 132,224	2.56%
530	Texas Department of Protective and Regulatory Services	\$ 28,957,361	\$ 714,486	2.46%
809	State Preservation Board	\$ 6,509,715	\$ 148,503	2.28%
757	West Texas A & M University	\$ 8,888,136	\$ 198,266	2.23%
734	Lamar University - Beaumont	\$ 11,226,461	\$ 231,355	2.06%
731	Texas Women's University	\$ 18,107,331	\$ 328,775	1.81%
712	Texas Engineering Experiment Station	\$ 5,880,853	\$ 47,107	.80%

Selection Criteria for the ten (10) Agencies Spending More than \$5 Million with Smallest Percentage Spent with HUBs:

- The State does not have an overall HUB goal. However, for purposes of the Executive Summary, the consolidated fund for the **TOTAL EXPENDITURES** column within each procurement category is used to compute an overall total expenditure base (HUB and Non-HUB) for each agency.
- The top 10 spending agencies that have spent more than \$5 million dollars in total expenditures and have the smallest percentage of dollars with HUBs from the **ADJUSTED HUBs** group for each category have been identified within this summary ranked by allest overall Adjusted HUB percentage. (Dollars are rounded). To view the respective agencies' expenditures, refer to Section VII.

Revised: 04/15/02

**(D) THIRTEEN (13) AGENCIES WITH \$0 EXPENDITURES
WITH ADJUSTED HUBs**

FISCAL YEAR 2002 SEMI-ANNUAL HUB REPORT

AGENCY NUMBER	NAME OF AGENCY	TOTAL EXPENDITURES
202	State Bar of Texas	\$ 10,184
203	State Board of Law Examiners	\$ 859
223	Court of Appeals - Second Court	\$ 25,980
241	District Courts - Comptroller Judiciary	\$ 5,141
310	Treasury Department (See #304)	\$ 6,334
311	Fiscal Reporting - Treasury	\$ 1,118,938
317	Texas General Land Office - Fiscal (Coastal Erosion and Protection Program)	\$ 3,235,092
338	State Pension Review Board	\$ 18,687
355	Children's Trust Fund (See #530)	\$ 18,044
478	Research & Oversight Worker's Council	\$ 9,749
579	Rio Grande Compact Commission	\$ 938
596	Red River Compact Commission	\$ 900
598	Canadian River Compact Commission	\$ 2,400

Selection Criteria for the Thirteen (13) Agencies with \$0 Expenditures with Adjusted HUBs:

- The consolidated fund for the Total Expenditures column within each procurement category is used to compute an overall total expenditure base for each agency.
- The agencies that have reported expenditures and have spent \$0 with TBPC certified Adjusted HUBs are identified in this summary, listed in agency numerical order. (Dollars are rounded). To view the respective agencies' expenditures, refer to Section VII.

Revised: 04/15/02

SECTION IV - ANALYSIS OF AWARDS

- (A) PROCUREMENT CATEGORIES AND INCLUDED EXPENDITURE
OBJECT CODES FOR THE FY '02 SEMI-ANNUAL HUB REPORT**
- (B) BY SIX (6) CATEGORIES BY OBJECT CODE**
- (C) BY OBJECT CODE**

**TEXAS BUILDING AND PROCUREMENT COMMISSION (TBPC)
FISCAL YEAR '02 SEMI-ANNUAL HUB REPORT PROCUREMENT CATEGORIES**

Excluded HUB Report Expenditure (Object) Codes:

Object codes for benefits, claims and judgments, interfund transfer, interagency payments, investments, other expenses (7071-7806), payment of interest, payment of principal, public assistance payments, rental and leases, utilities, salaries, wages, travel, grants, scholarships, real estate purchases, right-of-way, emergency abatement response, "NONE", "BOND", object codes 7297 and 7421.

UPDATES

EXPENDITURE (OBJECT) CODES have been updated to reflect new, deleted, and revised object codes. To facilitate HUB Reporting, additional expenditure (object) codes have been added and some expenditure (object) code descriptions have been revised to reflect actual descriptions determined by the State Comptroller's Office. For more information regarding new and/or deleted expenditure (object) codes, access the State Comptroller's Website at <http://www.window.state.tx.us/comptrol/san/fm.notices.date.html/fm01/fm01-83.html>. In addition, expenditure (object) codes can be accessed via the State Comptroller's Office *Manual of Accounts* at http://www.window.state.tx.us/comptrol/san/fm_manuals/cma/cma01pdf/cma01_toc.html.

GRADUATION PROCEDURES - A HUB shall be graduated when it has maintained gross receipts or total employment levels for four consecutive years which exceed the U.S. Small Business Administration's size standards identified by the North American Industry Classification Codes as stated in 13 Code of Federal Regulations 121.201. For more information on graduation size standards, access <http://www.sba.gov/size/Table-of-Small-Business-Size-Standards-from-final-rule.html>.

Heavy Construction Other than Building Contracts (01)

Goal - 11.9% (unadjusted)

Adjusted HUB Goal: 6.6% (BL, HI, AS, NA)

Other HUB Goal: 5.3% (WO)

Object Code - Description

7270 - Real Property - Infrastructure - Maintenance and Repair - Expensed

7271 - Real Property - Land - Maintenance and Repair - Expensed - ADDED

7347 - Real Property - Construction in Progress/Highway Network - Capitalized
(Restricted to TxDOT use only)

~~7349 - Construction of Roads - DELETED~~
(See 7356)

7356 - Real Property - Infrastructure Capitalized - NEW (Replaces 7349)

7358 - Real Property - Infrastructure/Preservation Costs - Expensed - NEW
(Restricted to TxDOT use only)

Building Construction, Including General Contractors and Operative Builders Contracts (02)

Goal - 26.1% (unadjusted)

Adjusted HUB Goal: 25.1% (BL, HI, WO)

Other HUB Goal: 1.0% (AS, NA)

Object Code - Description

7336 - Real Property - Facilities and Other Improvements - Capitalized - NEW

7340 - Real Property and Improvements - Expensed - NEW

7341 - Real Property - Buildings - Capitalized

7357 - Real Property - Infrastructure/Preservation Costs - Capitalized - ADDED

<p>Special Trade Construction Contracts (03)</p> <p>Goal - 57.2% (unadjusted) Adjusted HUB Goal: 47.0% (BL, HI) Other HUB Goal: 10.2% (AS, NA, WO)</p>	<p>Object Code - Description</p> <p>7266 - Real Property - Buildings - Maintenance and Repair - Expensed 7338 - Real Property - Facilities and Other Improvements/Maintenance and Repair - NEW 7343 - Real Property - Building Improvements - Capitalized 7344 - Leasehold Improvements - Capitalized 7346 - Real Property - Land Improvements - Capitalized 7354 - Leasehold Improvements - Expensed NEW</p>
<p>Professional Services Contracts (04, 05, & 09)</p> <p>Goal - 20% (unadjusted) Adjusted HUB Goal: 18.1% (BL, HI, WO) Other HUB Goal: 1.9% (AS, NA)</p>	<p>Object Code - Description</p> <p>7245 - Financial and Accounting Services (04) 7248 - Medical Services (09) 7256 - Architectural/Engineering Services (05)</p>
<p>Other Services Contracts (06)</p> <p>Goal - 33% (unadjusted) Adjusted HUB Goal: 33.0% (BL, HI, AS, NA, WO) Other HUB Goal: N/A</p>	<p>Object Code - Description</p> <p>7204 - Insurance Premiums and Deductibles - <i>Revised</i> 7205 - Employee Bonds 7206 - Service Fee Paid to the Lottery Operator 7211 - Awards 7216 - Insurance Premiums - Approved by Board of Insurance and Attorney General 7217 - Employee Bonds - Approval by State Auditor 7218 - Publications 7239 - Consultant Services - Approval by Office of the Governor 7240 - Consultant Services - Other 7242 - Consultant Services - Computer 7243 - Educational/Training Services 7246 - Legal Services 7249 - Veterinary Services 7253 - Other Professional Services 7255 - Investment Counseling Services 7257 - Legal Services - Approval by the State Office of Administrative Hearings 7259 - Race Track Officials 7260 - Maintenance and Repair Furnishings and Equipment - DELETED (See 7367 and 7368) 7262 - Personal Property - Maintenance and Repair - Computer Software - Expensed 7263 - Personal Property - Maintenance and Repair - Aircraft - Expensed 7267 - Personal Property - Maintenance and Repair - Computer Equipment - Expensed 7272 - Hazardous Waste Disposal Services 7273 - Reproduction and Printing Services 7274 - Temporary Employment Agencies 7275 - Computer Programming Services 7276 - Communication Services 7277 - Cleaning Services</p>

7278 - Placement Services - ADDED
 7281 - Advertising Services
 7284 - Data Processing Services
 7286 - Freight/Delivery Service
 7299 - Purchased Contracted Services
7337 - Real Property - Facilities and Other Improvements/Capital Lease - NEW
 7350 - Real Property - Buildings - Capital Lease - ADDED
7366 - Personal Property - Capital Lease - NEW
7367 - Personal Property - Maintenance and Repair - Expensed (Replaces 7260)
7368 - Personal Property - Maintenance and Repair - Motor Vehicles - Expensed (Replaces 7260)
 7514 - Real Property - Infrastructure - Telecommunications - Maintenance and Repair - Expensed
 7516 - Telecommunications - Other Service Charges
 7526 - Waste Disposal

Commodities Contracts (07 & 08)

Goal - 12.6% (unadjusted)
Adjusted HUB Goal: 11.5% (BL, HI, WO)
Other HUB Goal: 1.1% (AS, NA)

OBJECT CODE - DESCRIPTION

7300 - Consumables
 7303 - Subscriptions, periodicals, and information Services - ADDED
 7304 - Fuels and Lubricants - Other
 7307 - Fuels and Lubricants - Aircraft
 7309 - Promotional Items
 7310 - Chemicals and Gases
 7312 - Medical Supplies
 7315 - Food Purchased by the State
 7316 - Food Purchased for Wards of the State
 7322 - Personal Items - Wards of the State
 7324 - Credit Card Purchases for Clients or Wards of the State
 7325 - Services for Wards of the State
 7327 - Credit Card Purchases, Non-Capital Less than \$5,000
 7328 - Supplies/Materials - Agriculture, Construction and Hardware
 7330 - Parts - Furnishings and Equipment
 7331 - Plants
 7333 - Fabrics and Linens
 7334 - Personal Property - Furnishings, Equipment and Other - Expensed
 7335 - Parts - Computer Equipment - Expensed
 7351 - Personal Property - Passenger Cars - Capital Lease
 7352 - Personal Property - Other Motor Vehicles - Capital Lease
7361 - Personal Property - Capitalized - NEW
 7365 - Personal Property - Boats - Capitalized - ADDED
 7371 - Personal Property - Passenger Cars - Capitalized
 7372 - Personal Property - Other Motor Vehicles - Capitalized
 7373 - Personal Property - Furnishings and Equipment - Capitalized
 7374 - Personal Property - Furnishings and Equipment-Controlled
 7375 - Personal Property - Aircraft - Capitalized

	<p>7376 - Personal Property - Furnishings and Equipment - Capital Lease</p> <p>7377 - Personal Property - Computer Equipment - Expensed</p> <p>7378 - Personal Property - Computer Equipment - Controlled</p> <p>7379 - Personal Property - Computer Equipment - Capitalized</p> <p>7380 - Personal Property - Computer Software - Expensed</p> <p>7382 - Personal Property - Books And Reference Materials - Expensed - ADDED</p> <p>7384 - Personal Property - Animals - Expensed</p> <p>7385 - Personal Property - Computer Equipment - Capital Lease</p> <p>7386 - Personal Property - Animals - Capitalized</p> <p>7387 - Personal Property - Computer Software - Capitalized</p> <p>7389 - Personal Property - Books and Reference Materials - Capitalized - ADDED</p> <p>7391 - Central Supply Retail Store <i>(Restricted to TBPC use only)</i></p> <p>7393 - Merchandise Purchased for Resale</p> <p>7394 - Raw Material Purchases</p> <p>7406 - Rental of Furnishings and Equipment</p> <p>7411 - Rental of Computer Equipment</p> <p>7415 - Rental of Computer Software</p> <p>7442 - Rental of Motor Vehicles</p> <p>7445 - Rental of Aircraft</p> <p>7449 - Rental of Marine Equipment</p> <p>7510 - Telecommunications - Parts and Supplies</p> <p>7512 - Personal Property - Telecommunications Equipment - Capitalized - NEW</p> <p>7517 - Personal Property - Telecommunications Equipment - Expensed (Replaces 7523)</p> <p>7519 - Real Property - Infrastructure - Telecommunications - Capital Lease</p> <p>7520 - Real Property - Infrastructure - Telecommunications - Capitalized</p> <p>7521 - Real Property - Infrastructure - Telecommunications - Expensed - NEW</p> <p>7522 - Telecommunications - Equipment Rental</p> <p>7523 - Telecommunications Equipment Controlled - DELETED (See 7517)</p>
--	--

HUB Description Legend:

AI - Native American

AS - Asian Pacific

BL - Black

HI - Hispanic American

WO - Woman

Revised Date: 04/15/02

SECTION IV - ANALYSIS OF AWARDS BY 6 CATEGORIES BY OBJECT CODE

CATEGORY	OBJECT CODE	DESCRIPTION	TOTAL EXPENDITURES & PERCENTAGE		TOTAL SPENT W/CERTIFIED HUBS & PERCENTAGE	
HEAVY CONSTRUCTION	7270	INFRASTRUCTURE MAINT/REPAIR EXPENSED	\$103,262,841	/2.43%	\$10,759,748	/2.20%
HEAVY CONSTRUCTION	7271	LAND MAINT. & REPAIR - GROUNDS EXP.	\$6,413,507	/.161%	\$588,855	/.120%
HEAVY CONSTRUCTION	7347	CONSTRUCT. IN PROGRESS-HWY NET. CAP.	\$1,487,781,505	/35.3%	\$156,540,448	/32.5%
HEAVY CONSTRUCTION	7356	REAL PROP. INFRASTRUCT.- CAPITALIZED	\$888,008	/.021%	\$7,858	/.001%
TOTAL THIS CATEGORY:			\$1,608,355,863	/27.9%	\$169,886,910	/34.8%
BUILDING CONSTRUCTION	7338	FACILITIES AND OTHER IMPROV. CAP.	\$1,331,340	/.031%	\$538,588	/.110%
BUILDING CONSTRUCTION	7340	REAL PROPERTY AND IMPROVEMENTS EXP.	\$1,017,788	/.024%	\$159,136	/.032%
BUILDING CONSTRUCTION	7341	REAL PROPERTY BUILDINGS CAPITALIZED	\$259,571,445	/6.12%	\$21,718,364	/4.46%
BUILDING CONSTRUCTION	7357	INFRASTRUCT./PRESERV. COSTS CAP.	\$7,198	/.000%	\$0	
TOTAL THIS CATEGORY:			\$261,827,770	/6.18%	\$22,416,088	/4.60%
SPECIAL TRADE	7288	MAINT. & REPAIR-BUILDINGS EXPENSED	\$83,878,397	/1.98%	\$12,321,077	/2.53%
SPECIAL TRADE	7338	FACILITIES & OTHER IMPROV/MAINT/REP.	\$151,361	/.003%	\$42,057	/.008%
SPECIAL TRADE	7343	BUILDING IMPROVEMENTS CAPITALIZED	\$55,589,356	/1.31%	\$7,702,795	/1.58%
SPECIAL TRADE	7344	LEASEHOLD IMPROVEMENTS CAPITALIZED	\$937,285	/.022%	\$87,907	/.018%
SPECIAL TRADE	7348	LAND IMPROVEMENTS CAPITALIZED	\$18,916,257	/.470%	\$1,401,453	/.369%
SPECIAL TRADE	7354	LEASEHOLD IMPROVEMENTS - EXPENSED	\$84,301	/.002%	\$2,000	/.000%
TOTAL THIS CATEGORY:			\$160,530,063	/3.78%	\$21,957,300	/4.50%
PROFESSIONAL SERVICES	7245	FINANCIAL AND ACCOUNTING SERV	\$10,208,722	/.241%	\$848,123	/.174%
PROFESSIONAL SERVICES	7248	MEDICAL SERVICES	\$42,865,368	/1.00%	\$1,354,367	/.278%
PROFESSIONAL SERVICES	7256	ARCHITECTURAL/ENGINEERING SERV	\$142,887,017	/3.37%	\$28,526,772	/5.85%
TOTAL THIS CATEGORY:			\$195,759,109	/4.62%	\$30,728,263	/6.30%
OTHER SERVICES	7204	INSURANCE PREMIUMS AND DEDUCTIBLES	\$8,565,388	/.202%	\$154,921	/.031%
OTHER SERVICES	7206	EMPLOYEE BONDS	\$244,956	/.005%	\$7,065	/.001%
OTHER SERVICES	7208	SERVICE FEE PAID TO THE LOTTERY DPER	\$42,077,788	/.983%	\$2,050,551	/.421%
OTHER SERVICES	7211	AWARDS	\$1,060,593	/.025%	\$121,858	/.025%

SECTION IV - ANALYSIS OF AWARDS BY 6 CATEGORIES BY OBJECT CODE

CATEGORY	OBJECT CODE	DESCRIPTION	TOTAL EXPENDITURES & PERCENTAGE	TOTAL SPENT W/CERTIFIED HUBS & PERCENTAGE
OTHER SERVICES	7216	INS PREM-APP BY BD OF INS & AG	\$266,884 / .020%	\$41,713 / .008%
OTHER SERVICES	7217	EMPLOYEE BONDS-APPROVED BY STATE AUD	\$2,408 / .000%	\$0
OTHER SERVICES	7218	PUBLICATIONS	\$4,414,845 / .104%	\$855,573 / .175%
OTHER SERVICES	7238	CONSULTANT SERVICES-APP BY GOV OFFIC	\$1,068,831 / .025%	\$99,918 / .020%
OTHER SERVICES	7240	CONSULTANT SERVICES - OTHER	\$10,150,131 / .238%	\$888,843 / .205%
OTHER SERVICES	7242	CONSULTANT SERVICES - COMPUTER	\$12,610,565 / .321%	\$1,251,668 / .257%
OTHER SERVICES	7243	EDUCATIONAL/TRAINING SERVICES	\$14,588,997 / .346%	\$2,706,132 / .555%
OTHER SERVICES	7248	LEGAL SERVICES	\$9,954,558 / .235%	\$319,106 / .065%
OTHER SERVICES	7249	VETERINARY SERVICES	\$76,288 / .001%	\$0
OTHER SERVICES	7253	OTHER PROFESSIONAL SERVICES	\$231,056,491 / 5.45%	\$27,425,805 / 6.63%
OTHER SERVICES	7255	INVESTMENT COUNSELING SERVICES	\$17,634,189 / .416%	\$0
OTHER SERVICES	7257	LEGAL SVCS-APP BY HFC ADM HEARINGS	\$15,602 / .000%	\$0
OTHER SERVICES	7259	RACE TRACK OFFICIALS	\$5,312 / .000%	\$0
OTHER SERVICES	7260	MAINT & REPAIR/FURNISH/EQUIPMT	\$827,314 / .019%	\$32,580 / .006%
OTHER SERVICES	7282	MAINT/REPAIR COMPUTER SOFTWARE EXP.	\$43,988,100 / 1.03%	\$4,901,895 / 1.00%
OTHER SERVICES	7283	MAINTENANCE & REPAIR-AIRCRAFT EXP.	\$362,652 / .008%	\$5,981 / .001%
OTHER SERVICES	7287	MAINT & REPAIR-COMPUTER EQUIP EXP.	\$35,674,715 / .842%	\$3,277,420 / .673%
OTHER SERVICES	7272	HAZARDOUS WASTE DISPOSAL SERVS	\$4,464,696 / .105%	\$1,050,928 / .217%
OTHER SERVICES	7273	REPRODUCTION & PRINTING SERVS	\$36,848,889 / .869%	\$4,177,409 / .857%
OTHER SERVICES	7274	TEMPORARY EMPLOYMENT AGENCIES	\$18,358,746 / .386%	\$3,634,037 / .746%
OTHER SERVICES	7275	COMPUTER PROGRAMMING SERVICES	\$54,880,125 / 1.29%	\$4,517,376 / 2.98%
OTHER SERVICES	7276	COMMUNICATION SERVICES	\$12,746,324 / .324%	\$18,810 / .003%
OTHER SERVICES	7277	CLEANING SERVICES	\$15,231,242 / .359%	\$4,527,077 / .829%
OTHER SERVICES	7281	ADVERTISING SERVICES	\$49,859,450 / 1.17%	\$15,481,209 / 3.18%
OTHER SERVICES	7284	DATA PROCESSING SERVICES	\$23,827,062 / .557%	\$1,312,878 / .269%
OTHER SERVICES	7286	FREIGHT/DELIVERY SERVICES	\$11,088,863 / .261%	\$504,911 / .103%
OTHER SERVICES	7289	PURCHASED CONTRACTED SERVICES	\$159,189,178 / 3.75%	\$18,636,269 / 3.39%
OTHER SERVICES	7337	FACILITIES & OTHER IMPROV/CAP. LEASE	\$1,977,672 / .046%	\$280,867 / .057%
OTHER SERVICES	7360	BUILDINGS - CAPITAL LEASE	\$322,418 / .007%	\$0

SECTION IV - ANALYSIS OF AWARDS BY 6 CATEGORIES BY OBJECT CODE

CATEGORY	OBJECT CODE	DESCRIPTION	TOTAL EXPENDITURES & PERCENTAGE		TOTAL SPENT W/CERTIFIED HUBS & PERCENTAGE	
-----	-----	-----	-----	-----	-----	-----
OTHER SERVICES	7366	PERSONAL PROPERTY - CAPITAL LEASE	\$17,703	/.000%		\$0
OTHER SERVICES	7367	PERSONAL PRDP. MAINT. & REPAIR-EXP	\$22,797,458	/.538%	\$866,806	/.178%
OTHER SERVICES	7368	MAINT. & REPAIR-MOTOR VEHICLES-EXP.	\$6,618,432	/.156%	\$246,814	/.050%
OTHER SERVICES	7514	TELECOMM. - MAINTENANCE & REPAIR EXP.	\$6,716,915	/.166%	\$381,056	/.078%
OTHER SERVICES	7616	TELECOMMS - OTHER SERVICE CHARGES	\$8,251,223	/.194%	\$101,809	/.020%
OTHER SERVICES	7526	WASTE DISPOSAL	\$13,036,013	/.307%	\$100,963	/.020%
TOTAL THIS CATEGORY:			\$881,312,366	/.20.8%	\$108,007,841	/.22.1%
COMMODITY PURCHASING	7300	CONSUMABLES	\$81,833,671	/.193%	\$15,297,808	/.3.14%
COMMODITY PURCHASING	7303	SUBSCRIPT. PERIODICALS & INF. SERVS.	\$5,468,005	/.128%	\$19,688	/.004%
COMMODITY PURCHASING	7304	FUELS & LUBRICANTS - OTHER	\$16,973,835	/.400%	\$1,666,724	/.342%
COMMODITY PURCHASING	7307	FUELS & LUBRICANTS - AIRCRAFT	\$702,456	/.016%	\$14,644	/.003%
COMMODITY PURCHASING	7309	PROMOTIONAL ITEMS	\$1,526,739	/.038%	\$1,018,269	/.209%
COMMODITY PURCHASING	7310	CHEMICAL AND GASES	\$24,665,647	/.582%	\$2,239,839	/.460%
COMMODITY PURCHASING	7312	MEDICAL SUPPLIES	\$157,656,548	/.3.72%	\$12,973,419	/.2.66%
COMMODITY PURCHASING	7316	FOOD PURCHASED BY THE STATE	\$20,012,123	/.472%	\$5,082,512	/.1.04%
COMMODITY PURCHASING	7316	FOOD PURCH FOR WARDS OF STATE	\$50,013,040	/.1.18%	\$3,873,061	/.796%
COMMODITY PURCHASING	7322	PERSONAL ITEMS-WARDS OF THE STATE	\$2,530,600	/.059%	\$279,323	/.057%
COMMODITY PURCHASING	7324	CREDIT CARD PURCH-CLIENTS/WARDS ST.	\$342,256	/.008%	\$28,857	/.005%
COMMODITY PURCHASING	7325	SERVICES FOR WARDS OF THE STATE	\$15,351,834	/.362%	\$636,121	/.130%
COMMODITY PURCHASING	7327	CREDIT CARD PURCH-MDN-CAP LT \$5K	\$64,014,730	/.1.27%	\$3,444,887	/.707%
COMMODITY PURCHASING	7328	SUPPLY/MATERIAL-AGRIC,CONST,HARDWARE	\$79,842,623	/.1.81%	\$3,334,249	/.684%
COMMODITY PURCHASING	7330	PARTS - FURNISHINGS & EQUIPMT	\$18,628,694	/.433%	\$2,232,837	/.458%
COMMODITY PURCHASING	7331	PLANTS	\$677,097	/.020%	\$43,465	/.008%
COMMODITY PURCHASING	7333	FABRICS AND LINENS	\$1,857,022	/.045%	\$136,604	/.028%
COMMODITY PURCHASING	7334	FURNISHINGS EQUIP & OTHER - EXPENSED	\$66,786,426	/.1.55%	\$10,648,071	/.2.18%
COMMODITY PURCHASING	7335	PARTS - COMPUT. EQUIP. - EXPENSED	\$12,254,499	/.289%	\$3,090,631	/.634%
COMMODITY PURCHASING	7351	PASSENGER CARS - CAPITAL LEASE	\$33,733	/.000%	\$0	
COMMODITY PURCHASING	7352	OTHER MOTOR VEHICLES - CAPITAL LEASE	\$207,256	/.004%	\$1208	

SECTION IV - ANALYSIS OF AWARDS BY 6 CATEGORIES BY OBJECT CODE

CATEGORY	OBJECT CODE	DESCRIPTION	TOTAL EXPENDITURES & PERCENTAGE	TOTAL SPENT W/CERTIFIED HUBS & PERCENTAGE
COMMODITY PURCHASING	7361	PERSONAL PROPERTY - CAPITALIZED	\$662,262 / .015%	\$27,708 / .005%
COMMODITY PURCHASING	7365	PERSONAL PROPERTY BOATS CAPITALIZED	\$261,438 / .006%	\$27,603 / .006%
COMMODITY PURCHASING	7371	PASSENGER CARS - CAPITALIZED	\$1,485,608 / .035%	\$0
COMMODITY PURCHASING	7372	OTHER MOTOR VEHICLES - CAPITALIZED	\$24,345,054 / .674%	\$62,539 / .012%
COMMODITY PURCHASING	7373	FURNISHINGS & EQUIPMENT-CAPITALIZED	\$88,575,127 / 2.02%	\$4,622,360 / .949%
COMMODITY PURCHASING	7374	FURNISHINGS & EQUIPMENT CONTROLLED	\$10,713,775 / .252%	\$1,929,377 / .396%
COMMODITY PURCHASING	7375	PERSONAL PROP. AIRCRAFT-CAPITALIZED	\$450 / .000%	\$450 / .000%
COMMODITY PURCHASING	7376	FURNISHINGS & EQUIPT. - CAPITAL LEASE	\$2,351,528 / .055%	\$2,639 / .000%
COMMODITY PURCHASING	7377	COMPUTER EQUIPMENT - EXPENSED	\$7,627,202 / .180%	\$2,761,661 / .567%
COMMODITY PURCHASING	7378	COMPUTER EQUIPMENT - CONTROLLED	\$33,137,006 / .782%	\$11,621,673 / 2.38%
COMMODITY PURCHASING	7378	COMPUTER EQUIPMENT - CAPITALIZED	\$76,789,716 / 1.75%	\$16,622,814 / 3.45%
COMMODITY PURCHASING	7380	COMPUTER SOFTWARE - EXPENSED	\$34,102,920 / .805%	\$14,501,754 / 2.87%
COMMODITY PURCHASING	7382	BOOKS & REFERENCE MATERIALS EXPENSED	\$15,739,083 / .371%	\$57,174 / .011%
COMMODITY PURCHASING	7384	PERSONAL PROP. ANIMALS - EXPENSED	\$2,562,131 / .060%	\$54 / .000%
COMMODITY PURCHASING	7385	COMPUTER EQUIPMENT - CAPITAL LEASE	\$1,450,124 / .034%	\$8,307 / .001%
COMMODITY PURCHASING	7386	PERSONAL PROP. ANIMALS - CAPITALIZED	\$171,642 / .004%	\$0
COMMODITY PURCHASING	7387	COMPUTER SOFTWARE - CAPITALIZED	\$34,504,640 / .814%	\$2,163,816 / .442%
COMMODITY PURCHASING	7389	BOOKS & REFER. MATERIALS CAPITALIZED	\$31,444,793 / .742%	\$847 / .000%
COMMODITY PURCHASING	7391	CENTRAL SUPPLY RETAIL STORE-TBPC USE	\$1,043,286 / .024%	\$328,446 / .067%
COMMODITY PURCHASING	7393	MERCHANDISE PURCH FOR RESALE	\$39,217,662 / .925%	\$7,164,176 / 1.48%
COMMODITY PURCHASING	7394	RAW MATERIAL PURCHASES	\$26,717,366 / .630%	\$810,682 / .187%
COMMODITY PURCHASING	7406	RENTAL OF FURNISHINGS/EQUIPMT	\$33,528,304 / .791%	\$88,637 / .020%
COMMODITY PURCHASING	7411	RENTAL OF COMPUTER EQUIPMENT	\$20,601,442 / .486%	\$3,461,060 / .710%
COMMODITY PURCHASING	7416	RENTAL OF COMPUTER SOFTWARE	\$7,322,677 / .172%	\$308,293 / .063%
COMMODITY PURCHASING	7442	RENTAL OF MOTOR VEHICLES	\$2,683,104 / .062%	\$24,450 / .005%
COMMODITY PURCHASING	7445	RENTAL OF AIRCRAFT	\$380,618 / .009%	\$0
COMMODITY PURCHASING	7449	RENTAL OF MARINE EQUIPMENT	\$72,433 / .001%	\$0
COMMODITY PURCHASING	7510	TELECOM PARTS & SUPPLIES	\$2,651,656 / .062%	\$522,474 / .107%
COMMODITY PURCHASING	7512	TELECOMMUNICATION EQUIP. CAPITALIZED	\$1,412,625 / .033%	\$15,011 / .003%

SECTION IV - ANALYSIS OF AWARDS BY 6 CATEGORIES BY OBJECT CODE

CATEGORY	OBJECT CODE	DESCRIPTION	TOTAL EXPENDITURES & PERCENTAGE	TOTAL SPENT W/CERTIFIED HUBS & PERCENTAGE
COMMODITY PURCHASING	7517	TELECOMM. EQUIPMENT - EXPENSED	\$0,711,650 / .158%	\$245,878 / .050%
COMMODITY PURCHASING	7518	INFRASTRUCT TELECOM EQUIP- CAP LEASE	\$36,953 / .000%	\$0
COMMODITY PURCHASING	7520	INFRASTRUCT. TELECOMMS. EQUIP - CAP.	\$8,447,360 / .188%	\$237,362 / .048%
COMMODITY PURCHASING	7521	REAL PROP.-INFRAST. - TELECOMM.- EXP.	\$42,469 / .001%	\$2,542 / .000%
COMMODITY PURCHASING	7522	TELECOMMS-EQUIP RENTAL	\$3,231,895 / .076%	\$3,821 / .000%
COMMODITY PURCHASING	7523	TELECOMM-EQUIP PURCH-INVENTORIED	\$551 / .000%	\$0
TOTAL THIS CATEGORY:			\$1,128,124,046 / 26.5%	\$133,988,515 / 3.16%
TOTAL ALL CATEGORIES:			\$4,236,008,209 100%	\$485,993,062 100%

SECTION IV - ANALYSIS OF AWARDS BY OBJECT CODE

CATEGORY	OBJECT CODE	DESCRIPTION	TOTAL EXPENDITURES & PERCENTAGE	TOTAL SPENT W/CERTIFIED HUBS & PERCENTAGE
OTHER SERVICES	7204	INSURANCE PREMIUMS AND DEDUCTIBLES	\$8,565,388 / .202%	\$154,821 / .031%
OTHER SERVICES	7205	EMPLOYEE BONDS	\$244,966 / .005%	\$7,066 / .001%
OTHER SERVICES	7206	SERVICE FEE PAID TO THE LOTTERY OPER	\$42,077,798 / .993%	\$2,050,551 / .421%
OTHER SERVICES	7211	AWARDS	\$1,060,593 / .025%	\$121,868 / .025%
OTHER SERVICES	7216	INS PREM-APP BY BD OF INS & AG	\$666,886 / .020%	\$41,713 / .008%
OTHER SERVICES	7217	EMPLOYEE BONDS-APPROVED BY STATE AUC	\$2,408 / .000%	\$0
OTHER SERVICES	7218	PUBLICATIONS	\$4,414,945 / .104%	\$455,673 / .175%
OTHER SERVICES	7239	CONSULTANT SERVICES-APP BY GOV OFFIC	\$1,068,431 / .026%	\$99,918 / .020%
OTHER SERVICES	7240	CONSULTANT SERVICES - OTHER	\$10,150,131 / .239%	\$936,843 / .205%
OTHER SERVICES	7242	CONSULTANT SERVICES - COMPUTER	\$13,610,666 / .321%	\$1,261,668 / .257%
OTHER SERVICES	7243	EDUCATIONAL/TRAINING SERVICES	\$14,688,997 / .348%	\$2,706,132 / .556%
PROFESSIONAL SERVICES	7245	FINANCIAL AND ACCOUNTING SERV	\$10,206,722 / .241%	\$848,123 / .174%
OTHER SERVICES	7246	LEGAL SERVICES	\$9,964,366 / .236%	\$319,106 / .065%
PROFESSIONAL SERVICES	7248	MEDICAL SERVICES	\$42,665,369 / 1.00%	\$1,364,367 / .278%
OTHER SERVICES	7249	VETERINARY SERVICES	\$75,268 / .001%	\$0
OTHER SERVICES	7253	OTHER PROFESSIONAL SERVICES	\$231,026,481 / 5.45%	\$27,425,806 / 5.63%
OTHER SERVICES	7255	INVESTMENT COUNSELING SERVICES	\$17,934,159 / .416%	\$0
PROFESSIONAL SERVICES	7256	ARCHITECTURAL/ENGINEERING SERV	\$142,827,017 / 3.37%	\$28,525,772 / 5.65%
OTHER SERVICES	7257	LEGAL SVCS-APP BY OFC ADM HEARINGS	\$15,802 / .000%	\$0
OTHER SERVICES	7259	RACE TRACK OFFICIALS	\$5,312 / .000%	\$0
OTHER SERVICES	7260	MAINT & REPAIR/FURNISH/EQUIPMT	\$837,314 / .019%	\$32,580 / .006%
OTHER SERVICES	7262	MAINT/REPAIR COMPUTER SOFTWARE EXP.	\$43,928,100 / 1.03%	\$4,901,886 / 1.00%
OTHER SERVICES	7263	MAINTENANCE & REPAIR-AIRCRAFT EXP.	\$352,652 / .008%	\$5,581 / .001%
SPECIAL TRADE	7266	MAINT. & REPAIR-BUILDINGS EXPENSED	\$23,676,397 / 1.98%	\$12,321,077 / 2.53%
OTHER SERVICES	7267	MAINT & REPAIR-COMPUTER EQUIP EXP.	\$35,874,715 / .842%	\$3,277,420 / .673%
HEAVY CONSTRUCTION	7270	INFRASTRUCTURE MAINT/REPAIR EXPENSED	\$103,262,841 / 2.43%	\$10,758,748 / 2.20%
HEAVY CONSTRUCTION	7271	LAND MAINT. & REPAIR - GROUNDS EXP.	\$6,413,507 / .151%	\$568,455 / .120%
OTHER SERVICES	7272	HAZARDOUS WASTE DISPOSAL SERVS	\$4,464,598 / .106%	\$1,080,928 / .217%
OTHER SERVICES	7273	REPRODUCTION & PRINTING SERVS	\$20,848,889 / .489%	\$4,177,408 / .857%

SECTION IV - ANALYSIS OF AWARDS BY OBJECT CODE

CATEGORY	OBJECT CODE	DESCRIPTION	TOTAL EXPENDITURES & PERCENTAGE		TOTAL SPENT W/CERTIFIED HUBS & PERCENTAGE	
OTHER SERVICES	7274	TEMPORARY EMPLOYMENT AGENCIES	\$16,359,746	/.388%	\$3,634,037	/.746%
OTHER SERVICES	7275	COMPUTER PROGRAMMING SERVICES	\$64,840,125	/.129%	\$14,517,376	/.222%
OTHER SERVICES	7276	COMMUNICATION SERVICES	\$13,746,324	/.324%	\$14,810	/.003%
OTHER SERVICES	7277	CLEANING SERVICES	\$15,231,242	/.359%	\$4,527,077	/.029%
OTHER SERVICES	7281	ADVERTISING SERVICES	\$48,658,490	/.117%	\$15,491,209	/.318%
OTHER SERVICES	7284	DATA PROCESSING SERVICES	\$23,627,082	/.557%	\$1,312,976	/.269%
OTHER SERVICES	7286	FREIGHT/DELIVERY SERVICES	\$11,066,653	/.281%	\$504,811	/.103%
OTHER SERVICES	7299	PURCHASED CONTRACTED SERVICES	\$159,189,178	/.376%	\$16,536,268	/.339%
COMMODITY PURCHASING	7300	CONSUMABLES	\$81,633,571	/.193%	\$15,287,809	/.314%
COMMODITY PURCHASING	7303	SUBSCRIPT. PERIODICALS & INF. SERVS.	\$5,468,005	/.129%	\$19,658	/.004%
COMMODITY PURCHASING	7304	FUELS & LUBRICANTS - OTHER	\$18,873,635	/.460%	\$1,665,724	/.342%
COMMODITY PURCHASING	7307	FUELS & LUBRICANTS - AIRCRAFT	\$702,456	/.018%	\$14,568	/.003%
COMMODITY PURCHASING	7308	PROMOTIONAL ITEMS	\$1,628,739	/.038%	\$1,019,269	/.208%
COMMODITY PURCHASING	7310	CHEMICAL AND GASES	\$24,655,547	/.582%	\$2,239,939	/.460%
COMMODITY PURCHASING	7312	MEDICAL SUPPLIES	\$157,656,548	/.372%	\$12,973,419	/.266%
COMMODITY PURCHASING	7315	FOOD PURCHASED BY THE STATE	\$20,012,123	/.472%	\$5,082,812	/.104%
COMMODITY PURCHASING	7316	FOOD PURCH FOR WARDS OF STATE	\$50,012,040	/.118%	\$3,873,061	/.785%
COMMODITY PURCHASING	7322	PERSONAL ITEMS-WARDS OF THE STATE	\$2,530,600	/.059%	\$279,323	/.057%
COMMODITY PURCHASING	7324	CREDIT CARD PURCH-CLIENTS/WARDS ST.	\$342,258	/.008%	\$28,857	/.005%
COMMODITY PURCHASING	7325	SERVICES FOR WARDS OF THE STATE	\$15,351,834	/.362%	\$636,121	/.130%
COMMODITY PURCHASING	7327	CREDIT CARD PURCH-NON-CAP LT \$5K	\$54,014,730	/.127%	\$3,444,867	/.707%
COMMODITY PURCHASING	7328	SUPPLY/MATERIAL-AGRIC, CONST, HARDWARE	\$78,842,823	/.181%	\$3,324,248	/.684%
COMMODITY PURCHASING	7330	PARTS - FURNISHINGS & EQUIPMT	\$18,626,694	/.463%	\$2,232,637	/.458%
COMMODITY PURCHASING	7331	PLANTS	\$877,097	/.020%	\$43,455	/.008%
COMMODITY PURCHASING	7333	FABRICS AND LINENS	\$1,957,022	/.046%	\$126,804	/.026%
COMMODITY PURCHASING	7334	FURNISHINGS EQUIP & OTHER - EXPENSED	\$46,796,826	/.115%	\$10,648,071	/.218%
COMMODITY PURCHASING	7335	PARTS - CMPUT. EQUIP. - EXPENSED	\$12,254,889	/.288%	\$3,080,631	/.634%
BUILDING CONSTRUCTION	7336	FACILITIES AND OTHER IMPROV. CAP.	\$1,331,340	/.031%	\$536,688	/.110%
OTHER SERVICES	7337	FACILITIES & OTHER IMPROV/CAP. LEASE	\$1,977,572	/.048%	\$280,867	/.057%

SECTION IV - ANALYSIS OF AWARDS BY OBJECT CODE

CATEGORY	OBJECT CODE	DESCRIPTION	TOTAL EXPENDITURES & PERCENTAGE		TOTAL SPENT W/CERTIFIED HUBS & PERCENTAGE	
SPECIAL TRADE	7328	FACILITIES & OTHER IMPROV/MAINT/REP.	\$151,361	/.003%	\$42,057	/.008%
BUILDING CONSTRUCTION	7340	REAL PROPERTY AND IMPROVEMENTS EXP.	\$1,017,789	/.024%	\$159,136	/.032%
BUILDING CONSTRUCTION	7341	REAL PROPERTY BUILDINGS CAPITALIZED	\$259,871,445	/6.12%	\$21,716,364	/4.45%
SPECIAL TRADE	7343	BUILDING IMPROVEMENTS CAPITALIZED	\$55,564,358	/1.31%	\$7,702,786	/1.58%
SPECIAL TRADE	7344	LEASEHOLD IMPROVEMENTS CAPITALIZED	\$937,289	/.022%	\$87,907	/.018%
SPECIAL TRADE	7346	LAND IMPROVEMENTS CAPITALIZED	\$19,916,257	/.47%	\$1,801,463	/.36%
HEAVY CONSTRUCTION	7347	CONSTRUCT. IN PROGRESS-HWY NET. CAP.	\$1,497,761,505	/36.3%	\$159,540,449	/32.5%
OTHER SERVICES	7350	BUILDINGS - CAPITAL LEASE	\$322,416	/.007%	\$0	
COMMODITY PURCHASING	7351	PASSENGER CARS - CAPITAL LEASE	\$33,733	/.000%	\$0	
COMMODITY PURCHASING	7352	OTHER MOTOR VEHICLES - CAPITAL LEASE	\$207,256	/.004%	\$1288	
SPECIAL TRADE	7354	LEASEHOLD IMPROVEMENTS - EXPENSED	\$84,201	/.002%	\$2,000	/.000%
HEAVY CONSTRUCTION	7356	REAL PROP. INFRASTRUCT. - CAPITALIZED	\$888,009	/.021%	\$7,850	/.001%
BUILDING CONSTRUCTION	7357	INFRASTRUCT./PRESERV. COSTS CAP.	\$7,198	/.000%	\$0	
COMMODITY PURCHASING	7361	PERSONAL PROPERTY - CAPITALIZED	\$662,262	/.015%	\$27,709	/.005%
COMMODITY PURCHASING	7365	PERSONAL PROPERTY BOATS CAPITALIZED	\$261,439	/.006%	\$27,603	/.005%
OTHER SERVICES	7366	PERSONAL PROPERTY - CAPITAL LEASE	\$17,703	/.000%	\$0	
OTHER SERVICES	7367	PERSONAL PROP. MAINT. & REPAIR-EXP	\$22,787,858	/.538%	\$866,806	/.178%
OTHER SERVICES	7368	MAINT. & REPAIR-MOTOR VEHICLES-EXP.	\$6,818,432	/.156%	\$246,814	/.050%
COMMODITY PURCHASING	7371	PASSENGER CARS - CAPITALIZED	\$1,486,608	/.035%	\$0	
COMMODITY PURCHASING	7372	OTHER MOTOR VEHICLES - CAPITALIZED	\$24,345,054	/.574%	\$62,639	/.012%
COMMODITY PURCHASING	7373	FURNISHINGS & EQUIPMENT-CAPITALIZED	\$88,676,127	/2.09%	\$4,622,360	/.94%
COMMODITY PURCHASING	7374	FURNISHINGS & EQUIPMENT CONTROLLED	\$10,713,776	/.262%	\$1,929,377	/.39%
COMMODITY PURCHASING	7375	PERSONAL PRDP. AIRCRAFT-CAPITALIZED	\$450	/.000%	\$450	/.000%
COMMODITY PURCHASING	7376	FURNISHINGS & EQUIPT. - CAPITAL LEASE	\$2,351,528	/.055%	\$2,639	/.000%
COMMODITY PURCHASING	7377	COMPUTER EQUIPMENT - EXPENSED	\$7,627,202	/.180%	\$2,761,661	/.56%
COMMODITY PURCHASING	7378	COMPUTER EQUIPMENT - CONTROLLED	\$33,137,005	/.782%	\$11,621,573	/2.38%
COMMODITY PURCHASING	7379	COMPUTER EQUIPMENT - CAPITALIZED	\$75,799,716	/1.78%	\$16,622,614	/3.45%
COMMODITY PURCHASING	7380	COMPUTER SOFTWARE - EXPENSED	\$38,102,920	/.86%	\$14,601,754	/2.97%
COMMODITY PURCHASING	7382	BOOKS & REFERENCE MATERIALS EXPENSED	\$15,739,063	/.371%	\$57,178	/.011%

SECTION IV - ANALYSIS OF AWARDS BY OBJECT CODE

CATEGORY	OBJECT CODE	DESCRIPTION	TOTAL EXPENDITURES & PERCENTAGE		TOTAL SPENT W/CERTIFIED HUBS & PERCENTAGE	
COMMODITY PURCHASING	7384	PERSONAL PROP. ANIMALS - EXPENSED	\$2,662,131	/.060%	\$54	/.000%
COMMODITY PURCHASING	7385	COMPUTER EQUIPMENT - CAPITAL LEASE	\$1,450,134	/.034%	\$9,307	/.001%
COMMODITY PURCHASING	7386	PERSONAL PROP. ANIMALS - CAPITALIZED	\$171,642	/.004%	\$0	
COMMODITY PURCHASING	7387	COMPUTER SOFTWARE - CAPITALIZED	\$34,504,640	/.814%	\$2,153,516	/.442%
COMMODITY PURCHASING	7389	BOOKS & REFER. MATERIALS CAPITALIZED	\$31,444,783	/.742%	\$947	/.000%
COMMODITY PURCHASING	7391	CENTRAL SUPPLY RETAIL STORE-TBPC USE	\$1,042,246	/.024%	\$228,445	/.067%
COMMODITY PURCHASING	7393	MERCHANDISE PURCH FOR RESALE	\$39,217,862	/.926%	\$7,154,176	/.146%
COMMODITY PURCHASING	7394	RAW MATERIAL PURCHASES	\$26,717,388	/.630%	\$810,822	/.187%
COMMODITY PURCHASING	7406	RENTAL OF FURNISHINGS/EQUIPMT	\$33,626,304	/.791%	\$99,637	/.020%
COMMODITY PURCHASING	7411	RENTAL OF COMPUTER EQUIPMENT	\$20,601,442	/.466%	\$3,461,060	/.710%
COMMODITY PURCHASING	7415	RENTAL OF COMPUTER SOFTWARE	\$7,322,677	/.172%	\$308,293	/.062%
COMMODITY PURCHASING	7442	RENTAL OF MOTOR VEHICLES	\$2,893,104	/.068%	\$24,450	/.005%
COMMODITY PURCHASING	7445	RENTAL OF AIRCRAFT	\$380,518	/.009%	\$0	
COMMODITY PURCHASING	7449	RENTAL OF MARINE EQUIPMENT	\$72,433	/.001%	\$0	
COMMODITY PURCHASING	7510	TELECOM PARTS & SUPPLIES	\$2,651,855	/.062%	\$522,474	/.107%
COMMODITY PURCHASING	7512	TELECOMMUNICATION EQUIP. CAPITALIZED	\$1,412,626	/.033%	\$15,011	/.003%
OTHER SERVICES	7514	TELECOMM. - MAINTENANCE & REPAIR EXP.	\$6,718,916	/.154%	\$381,088	/.078%
OTHER SERVICES	7516	TELECOMMS - OTHER SERVICE CHARGES	\$8,257,223	/.194%	\$101,609	/.020%
COMMODITY PURCHASING	7517	TELECOMM. EQUIPMENT - EXPENSED	\$6,711,650	/.158%	\$245,876	/.050%
COMMODITY PURCHASING	7518	INFRASTRUCT TELECOM EQUIP- CAP LEASE	\$36,863	/.000%	\$0	
COMMODITY PURCHASING	7520	INFRASTRUCT. TELECOMMS. EQUIP - CAP.	\$8,447,360	/.198%	\$237,362	/.048%
COMMODITY PURCHASING	7521	REAL PROP.-INFRASTR.- TELECOMM.- EXP.	\$42,468	/.001%	\$2,542	/.000%
COMMODITY PURCHASING	7522	TELECOMMS-EQUIP RENTAL	\$3,231,895	/.076%	\$3,821	/.000%
COMMODITY PURCHASING	7523	TELECOMM-EQUIP PURCH-INVENTDRIED	\$551	/.000%	\$0	
OTHER SERVICES	7526	WASTE DISPOSAL	\$13,038,013	/.307%	\$100,983	/.020%
TOTAL OF ALL OBJECT CODES			\$4,238,009,209	(100%)	\$466,983,082	(100%)

SECTION V - GROUP PURCHASING

Special Trade Unadjusted Goal is 57.2%									
723-UT MEDICAL BRANCH AT GALVESTON									
FUND TYPE	TOTAL EXPENDITURES	TOTAL SPENT WITH NON-HUBS AMOUNT/%	TOTAL SPENT WITH **ADJ. HUBS 47.0% AMOUNT/%	TOTAL SPENT WITH *OTHER HUBS 10.2% AMOUNT/%	**ADJUSTED HUB GOAL 47.0% BLACK AMOUNT/%	HISPANIC AMOUNT/%	ASIAN PACIFIC AMOUNT/%	*OTHER HUB GOAL 10.2% NATIVE AMERICAN AMOUNT/%	WOMAN AMOUNT/%
G	\$1,884	\$507/26.9%	\$1,377/73.0%		\$1,377/73.0%				
Special Trade Statewide Group Purchasing Goal is 57.2%									
FUND TYPE	TOTAL EXPENDITURES	TOTAL SPENT WITH NON-HUBS AMOUNT/%	TOTAL SPENT WITH **ADJ. HUBS 47.0% AMOUNT/%	TOTAL SPENT WITH *OTHER HUBS 10.2% AMOUNT/%	**ADJUSTED HUB GOAL 47.0% BLACK AMOUNT/%	HISPANIC AMOUNT/%	ASIAN PACIFIC AMOUNT/%	*OTHER HUB GOAL 10.2% NATIVE AMERICAN AMOUNT/%	WOMAN AMOUNT/%
G	\$1,884	\$507/26.9%	\$1,377/73.0%		\$1,377/73.0%				
Other Services Unadjusted Goal is 33.0%									
506-UT M D ANDERSON CANCER CENTER									
FUND TYPE	TOTAL EXPENDITURES	TOTAL SPENT WITH NON-HUBS AMOUNT/%	TOTAL SPENT WITH **ADJ. HUBS 33.0% AMOUNT/%		ASIAN PACIFIC AMOUNT/%	BLACK AMOUNT/%	HISPANIC AMOUNT/%	NATIVE AMERICAN AMOUNT/%	WOMAN AMOUNT/%
G	\$131,654	\$131,656/100%							
Other Services Unadjusted Goal is 33.0%									
723-UT MEDICAL BRANCH AT GALVESTON									
FUND TYPE	TOTAL EXPENDITURES	TOTAL SPENT WITH NON-HUBS AMOUNT/%	TOTAL SPENT WITH **ADJ. HUBS 33.0% AMOUNT/%		ASIAN PACIFIC AMOUNT/%	BLACK AMOUNT/%	HISPANIC AMOUNT/%	NATIVE AMERICAN AMOUNT/%	WOMAN AMOUNT/%
G	\$1,112,820	\$1,031,318/92.5%	\$82,502/7.40%			\$82,502/7.40%			
Other Services Unadjusted Goal is 33.0%									
724-UNIVERSITY OF TEXAS AT EL PASO									
FUND TYPE	TOTAL EXPENDITURES	TOTAL SPENT WITH NON-HUBS AMOUNT/%	TOTAL SPENT WITH **ADJ. HUBS 33.0% AMOUNT/%		ASIAN PACIFIC AMOUNT/%	BLACK AMOUNT/%	HISPANIC AMOUNT/%	NATIVE AMERICAN AMOUNT/%	WOMAN AMOUNT/%
G	\$239,937	\$239,937/100%							
Other Services Unadjusted Goal is 33.0%									
743-UNIVERSITY OF TEXAS AT SAN ANTONIO									
FUND TYPE	TOTAL EXPENDITURES	TOTAL SPENT WITH NON-HUBS AMOUNT/%	TOTAL SPENT WITH **ADJ. HUBS 33.0% AMOUNT/%		ASIAN PACIFIC AMOUNT/%	BLACK AMOUNT/%	HISPANIC AMOUNT/%	NATIVE AMERICAN AMOUNT/%	WOMAN AMOUNT/%
G	\$909	\$909/100%							
Other Services Unadjusted Goal is 33.0%									
755-STEPHEN F AUSTIN STATE UNIVERSITY									
FUND TYPE	TOTAL EXPENDITURES	TOTAL SPENT WITH NON-HUBS AMOUNT/%	TOTAL SPENT WITH **ADJ. HUBS 33.0% AMOUNT/%		ASIAN PACIFIC AMOUNT/%	BLACK AMOUNT/%	HISPANIC AMOUNT/%	NATIVE AMERICAN AMOUNT/%	WOMAN AMOUNT/%
G	\$3,085	\$3,085/100%							
Other Services Unadjusted Goal is 33.0%									
786-UNIV OF TEXAS HEALTH CENTER AT TYLER									
FUND TYPE	TOTAL EXPENDITURES	TOTAL SPENT WITH NON-HUBS AMOUNT/%	TOTAL SPENT WITH **ADJ. HUBS 33.0% AMOUNT/%		ASIAN PACIFIC AMOUNT/%	BLACK AMOUNT/%	HISPANIC AMOUNT/%	NATIVE AMERICAN AMOUNT/%	WOMAN AMOUNT/%
G	\$189,353	\$189,353/100%							
Other Services Statewide Group Purchasing Goal is 33.0%									
FUND TYPE	TOTAL EXPENDITURES	TOTAL SPENT WITH NON-HUBS AMOUNT/%	TOTAL SPENT WITH **ADJ. HUBS 33.0% AMOUNT/%		ASIAN PACIFIC AMOUNT/%	BLACK AMOUNT/%	HISPANIC AMOUNT/%	NATIVE AMERICAN AMOUNT/%	WOMAN AMOUNT/%
G	\$1,858,763	\$1,576,261/85.0%	\$282,502/4.97%			\$282,502/4.97%			
Commodity Purchasing Unadjusted Goal is 12.8%									
508-UT M D ANDERSON CANCER CENTER									
FUND TYPE	TOTAL EXPENDITURES	TOTAL SPENT WITH NON-HUBS AMOUNT/%	TOTAL SPENT WITH **ADJ. HUBS 11.5% AMOUNT/%	TOTAL SPENT WITH *OTHER HUBS 1.1% AMOUNT/%	**ADJUSTED HUB GOAL 11.5% BLACK AMOUNT/%	HISPANIC AMOUNT/%	WOMAN AMOUNT/%	*OTHER HUB GOAL 1.1% NATIVE AMERICAN AMOUNT/%	NATIVE AMERICAN AMOUNT/%
G	\$4,998,482	\$4,998,650/99.9%	\$831/.018%				\$831/.018%		

Commodity Purchasing Unadjusted Goal is 12.6%									
723-UT M D ANDERSON CANCER CENTER									
FUND TYPE	TOTAL EXPENDITURES	TOTAL SPENT WITH NON-HUBS AMOUNT/%	TOTAL SPENT WITH **ADJ. HUBS 11.5% AMOUNT/%	TOTAL SPENT WITH *OTHER HUBS 1.1% AMOUNT/%	BLACK AMOUNT/%	HISPANIC AMOUNT/%	WOMAN AMOUNT/%	*OTHER HUB GOAL 1.1% ASIAN PACIFIC AMOUNT/%	NATIVE AMERICAN AMOUNT/%
G	\$41,487,588	\$37,108,221/89.4%	\$4,343,528/10.4%	\$15,851/.038%	\$4,274,851/10.3%		\$68,674/.185%	\$15,851/.038%	
Commodity Purchasing Unadjusted Goal is 12.6%									
724-UT M D ANDERSON CANCER CENTER									
G	\$1,487,668	\$1,438,613/96.6%		\$49,155/3.30%				\$49,155/3.30%	
Commodity Purchasing Unadjusted Goal is 12.6%									
729-UT M D ANDERSON CANCER CENTER									
G	\$325,039	\$325,039/100%							
Commodity Purchasing Unadjusted Goal is 12.6%									
743-UT M D ANDERSON CANCER CENTER									
G	\$549,782	\$549,782/100%							
Commodity Purchasing Unadjusted Goal is 12.6%									
765-UT M D ANDERSON CANCER CENTER									
G	\$38,199	\$38,199/100%							
Commodity Purchasing Unadjusted Goal is 12.6%									
785-UT M D ANDERSON CANCER CENTER									
G	\$5,674,314	\$5,674,314/100%							
Commodity Purchasing Statewide Group Purchasing Goal is 12.6%									
G	\$54,402,088	\$50,032,721/91.9%	\$4,344,358/7.97%	\$85,008/.119%	\$4,274,851/7.85%		\$69,508/.127%	\$85,008/.119%	

SECTION VI - PURCHASES AWARDED AND MANAGED BY TBPC

(A) STATEWIDE PROCUREMENT

(B) DESIGN AND CONSTRUCTION

SECTION VI - PURCHASES AWARDED AND MANAGED BY TBPC

***** CENTRAL PROCUREMENT SERVICES *****

	TOTAL PURCHASES	TOTAL WITH CERTIFIED HUB'S AMOUNT/PERCENT	ASIAN PACIFIC AMOUNT/PERCENT	BLACK AMOUNT/PERCENT	HISPANIC AMOUNT/PERCENT	NATIVE AMERICAN AMOUNT/PERCENT	WOMEN AMOUNT(PERCENT)
TBPC - OPEN MARKET (PO'S ISSUED)	\$159,222,149	\$3,424,983/2.15%	\$111,366/.069%	\$332,062/.206%	\$525,280/.329%		\$2,456,274/1.54%

TBPC - TERM CONTRACTS (PAYMENTS MADE)-Heavy Construction Unadjusted Goal is 11.9%

FUND TYPE	TOTAL EXPENDITURES	TOTAL SPENT WITH NON-HUBS AMOUNT/%	TOTAL SPENT WITH **ADJ. HUBS 6.8% AMOUNT/%	TOTAL SPENT WITH *OTHER HUBS 5.3% AMOUNT/%	ASIAN PACIFIC AMOUNT/%	**ADJUSTED HUB GOAL 6.6% BLACK AMOUNT/%	HISPANIC AMOUNT/%	NATIVE AMERICAN AMOUNT/%	*OTHER HUB GOAL 6.3% WOMAN AMOUNT/%
TC	\$348,976	\$348,676/99.6%	\$100/.028%			\$100/.028%			

TBPC - TERM CONTRACTS (PAYMENTS MADE)-Building Construction Unadjusted Goal is 28.1%

FUND TYPE	TOTAL EXPENDITURES	TOTAL SPENT WITH NON-HUBS AMOUNT/%	TOTAL SPENT WITH **ADJ. HUBS 25.1% AMOUNT/%	TOTAL SPENT WITH *OTHER HUBS 1.0% AMOUNT/%	BLACK AMOUNT/%	**ADJUSTED HUB GOAL 25.1% HISPANIC AMOUNT/%	WOMAN AMOUNT/%	ASIAN PACIFIC AMOUNT/%	*OTHER HUB GOAL 1.0% NATIVE AMERICAN AMOUNT/%
TC	\$66,819	\$54,209/81.1%	\$12,610/18.8%			\$7,014/10.4%	\$5,596/8.37%		

TBPC - TERM CONTRACTS (PAYMENTS MADE)-Special Trade Unadjusted Goal is 57.2%

FUND TYPE	TOTAL EXPENDITURES	TOTAL SPENT WITH NON-HUBS AMOUNT/%	TOTAL SPENT WITH **ADJ. HUBS 47.0% AMOUNT/%	TOTAL SPENT WITH *OTHER HUBS 10.2% AMOUNT/%	BLACK AMOUNT/%	**ADJUSTED HUB GOAL 47.0% HISPANIC AMOUNT/%	ASIAN PACIFIC AMOUNT/%	*OTHER HUB GOAL 10.2% NATIVE AMERICAN AMOUNT/%	WOMAN AMOUNT/%
TC	\$9,352,689	\$9,140,400/96.6%	\$185,625/2.92%	\$26,483/.418%	\$42/.000%	\$185,783/2.92%			\$26,483/.418%

TBPC - TERM CONTRACTS (PAYMENTS MADE)-Professional Services Unadjusted Goal is 20.0%

FUND TYPE	TOTAL EXPENDITURES	TOTAL SPENT WITH NON-HUBS AMOUNT/%	TOTAL SPENT WITH **ADJ. HUBS 16.1% AMOUNT/%	TOTAL SPENT WITH *OTHER HUBS 1.9% AMOUNT/%	BLACK AMOUNT/%	**ADJUSTED HUB GOAL 16.1% HISPANIC AMOUNT/%	WOMAN AMOUNT/%	*OTHER HUB GOAL 1.9% ASIAN PACIFIC AMOUNT/%	NATIVE AMERICAN AMOUNT/%
TC	\$241,669	\$241,669/100%							

TBPC - TERM CONTRACTS (PAYMENTS MADE)-Other Services Unadjusted Goal is 33.0%

FUND TYPE	TOTAL EXPENDITURES	TOTAL SPENT WITH NON-HUBS AMOUNT/%	TOTAL SPENT WITH **ADJ. HUBS 33.0% AMOUNT/%		ASIAN PACIFIC AMOUNT/%	**ADJUSTED HUB GOAL 33.0% BLACK AMOUNT/%	HISPANIC AMOUNT/%	NATIVE AMERICAN AMOUNT/%	WOMAN AMOUNT/%
TC	\$7,095,394	\$5,770,805/85.4%	\$324,589/4.57%		\$386/.005%	\$14,085/.198%	\$157,652/2.22%		\$152,464/2.14%

TBPC - TERM CONTRACTS (PAYMENTS MADE)-Commodity Purchasing Unadjusted Goal is 12.6%

FUND TYPE	TOTAL EXPENDITURES	TOTAL SPENT WITH NON-HUBS AMOUNT/%	TOTAL SPENT WITH **ADJ. HUBS 11.5% AMOUNT/%	TOTAL SPENT WITH *OTHER HUBS 1.1% AMOUNT/%	BLACK AMOUNT/%	**ADJUSTED HUB GOAL 11.5% HISPANIC AMOUNT/%	WOMAN AMOUNT/%	*OTHER HUB GOAL 1.1% ASIAN PACIFIC AMOUNT/%	NATIVE AMERICAN AMOUNT/%
TC	\$128,059,910	\$117,708,564/93.3%	\$7,097,650/5.63%	\$1,253,498/.994%	\$141,805/.112%	\$515,855/.408%	\$6,440,089/5.10%	\$1,247,046/.989%	\$6,449/.005%

SECTION VII - AGENCIES' EXPENDITURE SUMMARY DATA

(A) LIST BY AGENCY NAME

(B) LIST BY AGENCY NUMBER

(C) SUMMARY DATA PAGES (210 REPORTING AGENCIES)

TEXAS HISTORICALLY UNDERUTILIZED BUSINESS (HUB) REPORT/AGENCY LIST SORTED BY AGENCY NAME

401	ADJUTANT GENERAL	325	FIREMEN'S PENSION COMMISSION	116	SUNSET ADVISORY COMMISSION	727	TEXAS TRANSPORTATION INSTITUTE
458	ALCOHOLIC BEVERAGE COMMISSION	311	FISCAL REPORTING - TREASURY	201	SUPREME COURT	403	TEXAS VETERANS COMMISSION
737	ANGELO STATE UNIVERSITY	305	GENERAL LAND OFFICE	713	TARLETON STATE UNIVERSITY	560	TEXAS WATER DEVELOPMENT BOARD
502	BOARD OF BARBER EXAMINERS	529	HEALTH & HUMAN SERVICES COMMISSION	323	TEACHER RETIREMENT SYSTEM	731	TEXAS WOMAN'S UNIVERSITY
508	BOARD OF CHIRODRACTIC EXAMINERS	384	HEALTH PROFESSIONS COUNCIL	367	TELECOMM INFRASTRUCTURE FUND	453	TEXAS WORKERS' COMPENSATION COMM
504	BOARD OF DENTAL EXAMINERS	102	HOUSE OF REPRESENTATIVES	761	TEXAS A & M INTN'L UNIVERSITY	320	TEXAS WORKFORCE COMMISSION
520	BOARD OF EXAMINERS OF PSYCHOLOGISTS	789	LAMAR INSTITUTE OF TECHNOLOGY	780	TEXAS A & M UNIV - CORPUS CHRISTI	694	TEXAS YOUTH COMMISSION
203	BOARD OF LAW EXAMINERS	787	LAMAR STATE COLLEGE - ORANGE	764	TEXAS A & M UNIVERSITY - TEXARKANA	310	TREASURY DEPARTMENT [SEE #304]
507	BOARD OF NURSE EXAMINERS	788	LAMAR STATE COLLEGE - PORT ARTHUR	711	TEXAS A & M UNIVERSITY (MAIN UNIV)	709	TX ARM UNIV SYSTEM HEALTH SCIENCE CT
615	BOARD OF PHARMACY	734	LAMAR UNIVERSITY - BEAUMONT	710	TEXAS A & M UNIVERSITY SYSTEM	459	TX BOARD OF ARCHITECTURAL EXAMINERS
456	BOARD OF PLUMBING EXAMINERS	104	LEGISLATIVE BUDGET BOARD	732	TEXAS A & M UNIVERSITY - KINGSVILLE	335	TX BUILDING & PROCUREMENT COMMISSION
337	BOARD OF TAX PROFESSIONAL EXAMINERS	105	LEGISLATIVE REFERENCE LIBRARY	718	TEXAS A & M UNIVERSITY AT GALVESTON	411	TX COMM FOR DEAF & HARD OF HEARING
576	BOARD OF VETERINARY MED EXAMINERS	735	MIDWESTERN STATE UNIVERSITY	791	TEXAS A & M UNIVERSITY - COMMERCE	344	TX COMMISSION OF FIRE PROTECTION
511	BOARD OF VOCATIONAL NURSE EXAMINERS	212	OFFICE OF COURT ADMINISTRATION	354	TEXAS AEROSPACE COMMISSION	656	TX COMMISSION ON HUMAN RIGHTS
598	CANADIAN RIVER COMPACT COMMISSION	359	OFFICE OF PUBLIC INSURANCE COUNSEL	556	TEXAS AGRICULTURAL EXPERIMENT STAT	332	TX DEPT MENTAL HEALTH/RETARDATION
355	CHILDREN'S TRUST FUND (SEE #530)	475	OFFICE OF PUBLIC UTILITY COUNSEL	554	TEXAS ANIMAL HEALTH COMMISSION	712	TX DEPT OF HOUSING & COMM AFFAIRS
477	COMM/STATE EMERGENCY COMMUNICATION	357	OFFICE OF RURAL COMMUNITY AFFAIRS	464	TEXAS BOARD OF LAND SURVEYING	741	TX ENGINEERING EXPERIMENT STATION
409	COMMISSION ON JAIL STANDARDS	213	OFFICE OF STATE PROSECUTING ATTORNEY	460	TEXAS BOARD OF PROFESSIONAL ENGINEER	503	TX HIGHER EDUCATION COORD BOARD
242	COMMISSION ON JUDICIAL CONDUCT	302	OFFICE OF THE ATTORNEY GENERAL	352	TEXAS BOND REVIEW BOARD	512	TX STATE BOARD OF MEDICAL EXAMINERS
407	COMMISSION ON LAW ENFORCEMENT	301	OFFICE OF THE GOVERNOR	527	TEXAS CANCER COUNCIL	306	TX STATE BOARD OF PODIATRIC MED EXAM
487	COMMISSION ON PRIVATE SECURITY	300	OFFICE OF THE GOVERNOR - FISCAL	517	TEXAS COMM ON ALCOHOL & DRUG ABUSE	756	TX STATE LIBRARY & ARCHIVES COMM
902	COMPTROLLER / FISCAL	514	OPTOMETRY BOARD	314	TEXAS COMMISSION FOR THE BLIND	728	TX STATE UNIV SYST BOARD OF REGENTS
304	COMPTROLLER OF PUBLIC ACCOUNTS	602	PARKS AND WILDLIFE DEPARTMENT	813	TEXAS COMMISSION ON THE ARTS	557	TX TECH UNIV HEALTH SCIENCES CENTER
466	CONSUMER CREDIT COMMISSIONER	599	PECOS RIVER COMPACT COMMISSION	555	TEXAS COOPERATIVE EXTENSION	577	TX VETERINARY MED DIAGNOSTIC LAB
505	COSMETOLOGY COMMISSION	474	POLYGRAPH EXAMINERS BOARD	454	TEXAS DEPARTMENT OF INSURANCE	577	TX WILDLIFE DAMAGE MGMT SERVICE
532	COUNCIL ON EARLY CHILDHOOD INTERVENT	715	PRAIRIE VIEW A & M UNIVERSITY	601	TEXAS DEPARTMENT OF TRANSPORTATION	742	UNIV OF TEX OF THE PERMIAN BASIN
231	COURT OF APPEALS - ELEVENTH COURT	473	PUBLIC UTILITIES COMMISSION OF TEXAS	601	TEXAS DEPARTMENT OF HEALTH	785	UNIV OF TEXAS HEALTH CENTER AT TYLER
228	COURT OF APPEALS - EIGHTH COURT	455	RAILROAD COMMISSION	340	TEXAS DEPARTMENT ON AGING	730	UNIVERSITY OF HOUSTON
221	COURT OF APPEALS - FIRST COURT	228	REAL ESTATE COMMISSION	896	TEXAS DEPT OF CRIMINAL JUSTICE	785	UNIVERSITY OF HOUSTON - VICTORIA
234	COURT OF APPEALS - FOURTEENTH COURT	596	RED RIVER COMPACT COMMISSION	480	TEXAS DEPT OF ECONOMIC DEVELOPMENT	784	UNIVERSITY OF HOUSTON - DOWNTOWN
224	COURT OF APPEALS - FOURTH COURT	478	RESEARCH & DIVERSITY WORKERS' COUNCIL	701	TEXAS EDUCATION AGENCY	743	UNIVERSITY OF HOUSTON / SYSTEM
226	COURT OF APPEALS - FIFTH COURT	579	RIO GRANDE COMPACT COMMISSION	716	TEXAS ENGINEERING EXTENSION SERVICE	759	UNIVERSITY OF HOUSTON - CLEAR LAKE
229	COURT OF APPEALS - NINTH COURT	753	SAM HOUSTON STATE UNIVERSITY	356	TEXAS ETHICS COMMISSION	752	UNIVERSITY OF NORTH TEXAS
222	COURT OF APPEALS - SECOND COURT	450	SAVINGS AND LOAN DEPARTMENT	904	TEXAS FOOD AND FIBERS COMMISSION	720	UNIVERSITY OF TEXAS SYSTEM
227	COURT OF APPEALS - SEVENTH COURT	772	SCHOOL FOR THE DEAF	576	TEXAS FOREST SERVICE	736	UNIVERSITY OF TEXAS - PAN AMERICAN
226	COURT OF APPEALS - SIXTH COURT	771	SCHOOL/BLIND AND VISUALLY IMPAIRED	513	TEXAS FUNERAL SERVICE COMMISSION	743	UNIVERSITY OF TEXAS AT SAN ANTONIO
233	COURT OF APPEALS - THIRTEENTH COURT	307	SECRETARY OF STATE	317	TEXAS GENERAL LAND OFFICE - FISCAL	750	UNIVERSITY OF TEXAS AT TYLER
232	COURT OF APPEALS - TWELFTH COURT	592	SOIL & WATER CONSERVATION BOARD	808	TEXAS HISTORICAL COMMISSION	724	UNIVERSITY OF TEXAS AT EL PASO
230	COURT OF APPEALS - TENTH COURT	754	SOUTHWEST TEXAS STATE UNIVERSITY	353	TEXAS INCENTIVE & PRODUCTIVITY COMM.	738	UNIVERSITY OF TEXAS AT DALLAS
223	COURT OF APPEALS - THIRD COURT	342	STATE AIRCRAFT POOLING BOARD	685	TEXAS JUVENILE PROBATION COMMISSION	721	UNIVERSITY OF TEXAS AT AUSTIN
211	COURT OF CRIMINAL APPEALS	308	STATE AUDITOR	103	TEXAS LEGISLATIVE COUNCIL	714	UNIVERSITY OF TEXAS AT ARLINGTON
204	COURT REPORTER CERTIFICATION BOARD	202	STATE BAR OF TEXAS	382	TEXAS LOTTERY COMMISSION	747	UNIVERSITY OF TEXAS AT BROWNSVILLE
459	CREDIT UNION DEPARTMENT	705	STATE BOARD FOR EDUCAT CERT(SEE#701)	406	TEXAS MILITARY FACILITIES COMMISSION	763	UNT HEALTH SCIENCE CTR AT FORT WORTH
410	CRIMINAL JUSTICE POLICY COUNCIL	457	STATE BOARD OF PUBLIC ACCOUNTANCY	582	TEXAS NATURAL RESOURCE CONSERV COMM	744	UT HEALTH SCIENCE CENTER - HOUSTON
551	DEPARTMENT OF AGRICULTURE	907	STATE ENERGY CONSERVATION OFFICE	347	TEXAS PUBLIC FINANCE AUTHORITY	745	UT HEALTH SCIENCE CENTER-SAN ANTONIO
451	DEPARTMENT OF BANKING	243	STATE LAW LIBRARY	478	TEXAS RACING COMMISSION	508	UT M D ANDERSON CANCER CENTER
324	DEPARTMENT OF HUMAN SERVICES	360	STATE OFC OF ADMINISTRATIVE HEARINGS	330	TEXAS REHABILITATION COMMISSION	723	UT MEDICAL BRANCH AT GALVESTON
313	DEPARTMENT OF INFORMATION RESOURCES	479	STATE OFFICE OF RISK MANAGEMENT	101	TEXAS SENATE	729	UT SOUTHWESTERN MEDICAL CTR/DALLAS
405	DEPARTMENT OF PUBLIC SAFETY	338	STATE PENSION REVIEW BOARD	717	TEXAS SOUTHERN UNIVERSITY	757	WEST TEXAS A & M UNIVERSITY
452	DEPT OF LICENSING & REGULATION	609	STATE PRESERVATION BOARD	718	TEXAS STATE TECHNICAL COLLEGE SYSTEM		
530	DEPT OF PROTECTIVE & REGULATORY SVCS	312	STATE SECURITIES BOARD	472	TEXAS STRUCTURAL PEST CONTROL BOARD		
241	DISTRICT COURTS-COMPTROLLER'S JUDICI	333	STATE-FEDERAL RELATIONS, OFFICE OF	733	TEXAS TECH UNIVERSITY		
327	EMPLOYEES RETIREMENT SYSTEM	755	STEPHEN F AUSTIN STATE UNIVERSITY	768	TEXAS TECH UNIVERSITY / SYSTEM		
533	EXEC CNCL OF PHYSICAL & OCC THERAPY	766	SUL ROSS STATE UNIVERSITY	315	TEXAS TOMORROW FUND		

101	TEXAS SENATE	333	STATE-FEDERAL RELATIONS, OFFICE OF	504	BOARD OF DENTAL EXAMINERS	727	TEXAS TRANSPORTATION INSTITUTE
102	HOUSE OF REPRESENTATIVES	335	TX COMM FOR DEAF & HARD OF HEARING	505	COSMETOLOGY COMMISSION	729	UT SOUTHWESTERN MEDICAL CTR/DALLAS
103	TEXAS LEGISLATIVE COUNCIL	337	BOARD OF TAX PROFESSIONAL EXAMINERS	506	UT M D ANDERSON CANCER CENTER	730	UNIVERSITY OF HOUSTON
104	LEGISLATIVE BUDGET BOARD	338	STATE PENSION REVIEW BOARD	507	BOARD OF NURSE EXAMINERS	731	TEXAS WOMAN'S UNIVERSITY
105	LEGISLATIVE REFERENCE LIBRARY	340	TEXAS DEPARTMENT ON AGING	508	BOARD OF CHIROPRACTIC EXAMINERS	732	TEXAS A & M UNIVERSITY - KINGSVILLE
116	SUNSET ADVISORY COMMISSION	342	STATE AIRCRAFT POOLING BOARD	511	BOARD OF VOCATIONAL NURSE EXAMINERS	733	TEXAS TECH UNIVERSITY
201	SUPREME COURT	344	TX COMMISSION ON HUMAN RIGHTS	512	TX STATE BOARD OF PODIATRIC MED EXAM	734	LAMAR UNIVERSITY - BEAUMONT
202	STATE BAR OF TEXAS	347	TEXAS PUBLIC FINANCE AUTHORITY	513	TEXAS FUNERAL SERVICE COMMISSION	736	MIDWESTERN STATE UNIVERSITY
203	BOARD OF LAW EXAMINERS	352	TEXAS BOND REVIEW BOARD	514	OPTOMETRY BOARD	736	UNIVERSITY OF TEXAS - PAN AMERICAN
204	CDURY REPORTER CERTIFICATION BOARD	353	TEXAS INCENTIVE & PRODUCTIVITY COMM.	515	BOARD OF PHARMACY	737	ANGELO STATE UNIVERSITY
211	COURT OF CRIMINAL APPEALS	354	TEXAS AEROSPACE COMMISSION	517	TEXAS COMM ON ALCOHOL & DRUG ABUSE	738	UNIVERSITY OF TEXAS AT DALLAS
212	OFFICE OF COURT ADMINISTRATION	355	CHILDREN'S TRUST FUND (SEE #530)	520	BOARD OF EXAMINERS OF PSYCHOLOGISTS	739	TX TECH UNIV HEALTH SCIENCES CENTER
213	OFFICE OF STATE PROSECUTING ATTORNEY	356	TEXAS ETHICS COMMISSION	527	TEXAS CANCER COUNCIL	742	UNIV OF TEX OF THE PERMIAN BASIN
221	COURT OF APPEALS - FIRST COURT	357	OFFICE OF RURAL COMMUNITY AFFAIRS	528	HEALTH & HUMAN SERVICES COMMISSION	743	UNIVERSITY OF TEXAS AT SAN ANTONIO
222	COURT OF APPEALS - SECOND COURT	359	OFFICE OF PUBLIC INSURANCE COUNSEL	530	DEPT OF PROTECTIVE & REGULATORY SVCS	744	UT HEALTH SCIENCE CENTER - HOUSTON
223	COURT OF APPEALS - THIRD COURT	360	STATE OFC OF ADMINISTRATIVE HEARINGS	532	COUNCIL ON EARLY CHILDHOOD INTERVENT	746	UT HEALTH SCIENCE CENTER-SAN ANTONIO
224	COURT OF APPEALS - FOURTH COURT	362	TEXAS LOTTERY COMMISSION	533	EXEC CNCL OF PHYSICAL & OCC THERAPY	747	UNIVERSITY OF TEXAS AT BROWNSVILLE
225	COURT OF APPEALS - FIFTH COURT	364	HEALTH PROFESSIONS COUNCIL	551	DEPARTMENT OF AGRICULTURE	750	UNIVERSITY OF TEXAS AT TYLER
226	COURT OF APPEALS - SIXTH COURT	367	TELECOMM INFRASTRUCTURE FUND	554	TEXAS ANIMAL HEALTH COMMISSION	751	TEXAS A & M UNIVERSITY - COMMERCE
227	COURT OF APPEALS - SEVENTH COURT	401	ADJUTANT GENERAL	555	TEXAS COOPERATIVE EXTENSION	752	UNIVERSITY OF NORTH TEXAS
228	COURT OF APPEALS - EIGHTH COURT	403	TEXAS VETERANS COMMISSION	556	TEXAS AGRICULTURAL EXPERIMENT STAT	753	SAM HOUSTON STATE UNIVERSITY
229	COURT OF APPEALS - NINTH COURT	405	DEPARTMENT OF PUBLIC SAFETY	557	TX VETERINARY MED DIAGNOSTIC LAB	754	SOUTHWEST TEXAS STATE UNIVERSITY
230	COURT OF APPEALS - TENTH COURT	406	TEXAS MILITARY FACILITIES COMMISSION	576	TEXAS FOREST SERVICE	755	STEPHEN F AUSTIN STATE UNIVERSITY
231	COURT OF APPEALS - ELEVENTH COURT	407	COMMISSION ON LAW ENFORCEMENT	577	TX WILDLIFE DAMAGE MGMT SERVICE	756	SUL ROSS STATE UNIVERSITY
232	COURT OF APPEALS - TWELFTH COURT	409	COMMISSION ON JAIL STANDARDS	578	BOARD OF VETERINARY MED EXAMINERS	757	WEST TEXAS A & M UNIVERSITY
233	COURT OF APPEALS - THIRTEENTH COURT	410	CRIMINAL JUSTICE POLICY COUNCIL	579	RIO GRANDE COMPACT COMMISSION	758	TX STATE UNIV SYST BOARD OF REGENTS
234	COURT OF APPEALS - FOURTEENTH COURT	411	TX COMMISSION OF FIRE PROTECTION	580	TEXAS WATER DEVELOPMENT BOARD	759	UNIVERSITY OF HOUSTON - CLEAR LAKE
241	DISTRICT COURTS-COMPTROLLER'S JUDICI	450	SAVINGS AND LOAN DEPARTMENT	582	TEXAS NATURAL RESOURCE CONSERV COMM	760	TEXAS A & M UNIV - CORPUS CHRISTI
242	COMMISSION ON JUDICIAL CONDUCT	451	DEPARTMENT OF BANKING	582	SOIL & WATER CONSERVATION BOARD	761	TEXAS A & M INTN'L UNIVERSITY
243	STATE LAW LIBRARY	452	DEPT OF LICENSING & REGULATION	596	RED RIVER COMPACT COMMISSION	763	UNT HEALTH SCIENCE CTR AT FORT WORTH
300	OFFICE OF THE GOVERNOR - FISCAL	453	TEXAS WORKERS' COMPENSATION COMM	598	CANADIAN RIVER COMPACT COMMISSION	764	TEXAS A & M UNIVERSITY - TEXARKANA
301	OFFICE OF THE GOVERNOR	454	TEXAS DEPARTMENT OF INSURANCE	599	PECOS RIVER COMPACT COMMISSION	765	UNIVERSITY OF HOUSTON - VICTORIA
302	OFFICE OF THE ATTORNEY GENERAL	455	RAILROAD COMMISSION	601	TEXAS DEPARTMENT OF TRANSPORTATION	768	TEXAS TECH UNIVERSITY / SYSTEM
303	TK BUILDING & PROCUREMENT COMMISSION	456	BOARD OF PLUMBING EXAMINERS	655	TX DEPT MENTAL HEALTH/RETARDATION	771	SCHOOL/BLIND AND VISUALLY IMPAIRED
304	COMPTROLLER OF PUBLIC ACCOUNTS	457	STATE BOARD OF PUBLIC ACCOUNTANCY	695	TEXAS JUVENILE PROBATION COMMISSION	772	SCHOOL FOR THE DEAF
305	GENERAL LAND OFFICE	458	ALCOHOLIC BEVERAGE COMMISSION	694	TEXAS YOUTH COMMISSION	781	TX HIGHER EDUCATION COORD BOARD
306	TX STATE LIBRARY & ARCHIVES COMM	459	TX BOARD OF ARCHITECTURAL EXAMINERS	696	TEXAS DEPT OF CRIMINAL JUSTICE	783	UNIVERSITY OF HOUSTON / SYSTEM
307	SECRETARY OF STATE	460	TEXAS BOARD OF PROFESSIONAL ENGINEER	701	TEXAS EDUCATION AGENCY	784	UNIVERSITY OF HOUSTON - DOWNTOWN
308	STATE AUDITOR	464	TEXAS BOARD OF LAND SURVEYING	705	STATE BOARD FOR EDUCAT CERT(SEE#701)	785	UNIV OF TEXAS HEALTH CENTER AT TYLER
310	TREASURY DEPARTMENT (SEE #304)	466	CONSUMER CREDIT COMMISSIONER	709	TX A&M UNIV SYSTEM HEALTH SCIENCE CT	787	LAMAR STATE COLLEGE - ORANGE
311	FISCAL REPORTING - TREASURY	467	COMMISSION ON PRIVATE SECURITY	710	TEXAS A & M UNIVERSITY SYSTEM	788	LAMAR STATE COLLEGE - PORT ARTHUR
312	STATE SECURITIES BOARD	468	CREDIT UNION DEPARTMENT	711	TEXAS A & M UNIVERSITY (MAIN UNIV)	789	LAMAR INSTITUTE OF TECHNOLOGY
313	DEPARTMENT OF INFORMATION RESOURCES	472	TEXAS STRUCTURAL PEST CONTROL BOARD	712	TX ENGINEERING EXPERIMENT STATION	802	PARKS AND WILDLIFE DEPARTMENT
315	TEXAS TOMORROW FUND	473	PUBLIC UTILITIES COMMISSION OF TEXAS	713	TARLETON STATE UNIVERSITY	808	TEXAS HISTORICAL COMMISSION
317	TEXAS GENERAL LAND OFFICE - FISCAL	474	POLYGRAPH EXAMINERS BOARD	714	UNIVERSITY OF TEXAS AT ARLINGTON	809	STATE PRESERVATION BOARD
318	TEXAS COMMISSION FOR THE BLIND	475	OFFICE OF PUBLIC UTILITY COUNSEL	715	PRAIRIE VIEW A & M UNIVERSITY	813	TEXAS COMMISSION ON THE ARTS
320	TEXAS WORKFORCE COMMISSION	476	TEXAS RACING COMMISSION	716	TEXAS ENGINEERING EXTENSION SERVICE	902	COMPTROLLER / FISCAL
323	TEACHER RETIREMENT SYSTEM	477	COMM/STATE EMERGENCY COMMUNICATION	717	TEXAS SOUTHERN UNIVERSITY	904	TEXAS FOOD AND FIBERS COMMISSION
324	DEPARTMENT OF HUMAN SERVICES	478	RESEARCH & OVERSIGHT WORKERS COUNCIL	718	TEXAS A & M UNIVERSITY AT GALVESTON	907	STATE ENERGY CONSERVATION OFFICE
325	FIREMEN'S PENSION COMMISSION	479	STATE OFFICE OF RISK MANAGEMENT	719	TEXAS STATE TECHNICAL COLLEGE SYSTEM		
327	EMPLOYEES RETIREMENT SYSTEM	480	TEXAS DEPT OF ECONOMIC DEVELOPMENT	720	UNIVERSITY OF TEXAS SYSTEM		
329	REAL ESTATE COMMISSION	501	TEXAS DEPARTMENT OF HEALTH	721	UNIVERSITY OF TEXAS AT AUSTIN		
330	TEXAS REHABILITATION COMMISSION	502	BOARD OF BARBER EXAMINERS	723	UT MEDICAL BRANCH AT GALVESTON		
332	TX DEPT OF HOUSING & COMM AFFAIRS	503	TX STATE BOARD OF MEDICAL EXAMINERS	724	UNIVERSITY OF TEXAS AT EL PASO		

101-TEXAS SENATE-Heavy Construction Unadjusted Goal is 11.9%

FUND TYPE	TOTAL EXPENDITURES	TOTAL SPENT WITH NON-HUBS AMOUNT/%	TOTAL SPENT WITH **ADJ. HUBS 8.9% AMOUNT/%	TOTAL SPENT WITH *OTHER HUBS 5.3% AMOUNT/%	ASIAN PACIFIC AMOUNT/%	BLACK AMOUNT/%	HISPANIC AMOUNT/%	NATIVE AMERICAN AMOUNT/%	*OTHER HUB GOAL 5.3% WOMAN AMOUNT/%
T									
N									
S									
-TC									
C									

101-TEXAS SENATE-Building Construction Unadjusted Goal is 28.1%

FUND TYPE	TOTAL EXPENDITURES	TOTAL SPENT WITH NON-HUBS	TOTAL SPENT WITH **ADJ. HUBS 25.1%	TOTAL SPENT WITH *OTHER HUBS 1.0%	BLACK	HISPANIC	WOMAN	ASIAN PACIFIC	NATIVE AMERICAN
T									
N									
S									
-TC									
C									

101-TEXAS SENATE-Special Trade Unadjusted Goal is 57.2%

FUND TYPE	TOTAL EXPENDITURES	TOTAL SPENT WITH NON-HUBS	TOTAL SPENT WITH **ADJ. HUBS 47.0%	TOTAL SPENT WITH *OTHER HUBS 10.2%	BLACK	HISPANIC	ASIAN PACIFIC	NATIVE AMERICAN	WOMAN
T									
N									
S									
-TC									
C									

101-TEXAS SENATE-Professional Services Unadjusted Goal is 20.0%

FUND TYPE	TOTAL EXPENDITURES	TOTAL SPENT WITH NON-HUBS	TOTAL SPENT WITH **ADJ. HUBS 18.1%	TOTAL SPENT WITH *OTHER HUBS 1.9%	BLACK	HISPANIC	WOMAN	ASIAN PACIFIC	NATIVE AMERICAN
T									
N									
S									
-TC									
C									

101-TEXAS SENATE-Other Services Unadjusted Goal is 33.0%

FUND TYPE	TOTAL EXPENDITURES	TOTAL SPENT WITH NON-HUBS	TOTAL SPENT WITH **ADJ. HUBS 33.0%	ASIAN PACIFIC	BLACK	HISPANIC	NATIVE AMERICAN	WOMAN
T	\$472,012	\$350,185/74.1%	\$121,827/25.8%					\$121,827/25.8%
N								
S								
-TC								
C	\$472,012	\$350,185/74.1%	\$121,827/25.8%					\$121,827/25.8%

101-TEXAS SENATE-Commodity Purchasing Unadjusted Goal is 12.6%

FUND TYPE	TOTAL EXPENDITURES	TOTAL SPENT WITH NON-HUBS	TOTAL SPENT WITH **ADJ. HUBS 11.5%	TOTAL SPENT WITH *OTHER HUBS 1.1%	BLACK	HISPANIC	WOMAN	ASIAN PACIFIC	NATIVE AMERICAN
T	\$618,177	\$606,227/97.9%	\$900,145%	\$12,050/1.94%	\$85/.013%		\$815/.131%		\$12,050/1.94%
N									
S									
-TC									
C	\$618,177	\$606,227/97.9%	\$900,145%	\$12,050/1.94%	\$85/.013%		\$815/.131%		\$12,050/1.94%

DB = DEBIT (NEGATIVE AMOUNT) * = OTHER HUBS ** = ADJUSTED HUBS *** = DOLLARS REPORTED BUT NOT SHOWN IN THESE COLUMNS. SEE COVER LETTER PARA. 4
T=TREASURY, N=NDN-TREASURY, S=SUBCONTRACTOR FUNDS & PROCUREMENT CARD HUB PURCHASES, TC=TERM CONTRACT, C=CONSOLIDATED. SEE PAGE 4 OF HUB REPORT FOR FUND TYPE DESCRIPTION.

102-HOUSE OF REPRESENTATIVES-Heavy Construction Unadjusted Goal is 11.9%

FUND TYPE	TOTAL EXPENDITURES	TOTAL SPENT WITH NON-HUBS AMOUNT/%	TOTAL SPENT WITH **ADJ. HUBS 8.8% AMOUNT/%	TOTAL SPENT WITH *OTHER HUBS 3.1% AMOUNT/%	ASIAN PACIFIC AMOUNT/%	BLACK AMOUNT/%	HISPANIC AMOUNT/%	NATIVE AMERICAN AMOUNT/%	*OTHER HUB GOAL 5.3% WOMAN AMOUNT/%
-----------	--------------------	------------------------------------	--	--	------------------------	----------------	-------------------	--------------------------	-------------------------------------

T
N
S
-TC
C

102-HOUSE OF REPRESENTATIVES-Building Construction Unadjusted Goal is 26.1%

FUND TYPE	TOTAL EXPENDITURES	TOTAL SPENT WITH NON-HUBS	TOTAL SPENT WITH **ADJ. HUBS 25.1%	TOTAL SPENT WITH *OTHER HUBS 1.0%	BLACK	HISPANIC	WOMAN	*OTHER HUB GOAL 1.0% ASIAN PACIFIC NATIVE AMERICAN
-----------	--------------------	---------------------------	------------------------------------	-----------------------------------	-------	----------	-------	--

T
N
S
-TC
C

102-HOUSE OF REPRESENTATIVES-Special Trade Unadjusted Goal is 57.2%

FUND TYPE	TOTAL EXPENDITURES	TOTAL SPENT WITH NON-HUBS	TOTAL SPENT WITH **ADJ. HUBS 47.0%	TOTAL SPENT WITH *OTHER HUBS 10.2%	BLACK	HISPANIC	ASIAN PACIFIC	NATIVE AMERICAN	WOMAN
-----------	--------------------	---------------------------	------------------------------------	------------------------------------	-------	----------	---------------	-----------------	-------

T
N
S
-TC
C

102-HOUSE OF REPRESENTATIVES-Professional Services Unadjusted Goal is 20.0%

FUND TYPE	TOTAL EXPENDITURES	TOTAL SPENT WITH NON-HUBS	TOTAL SPENT WITH **ADJ. HUBS 18.1%	TOTAL SPENT WITH *OTHER HUBS 1.9%	BLACK	HISPANIC	WOMAN	*OTHER HUB GOAL 1.9% ASIAN PACIFIC NATIVE AMERICAN
-----------	--------------------	---------------------------	------------------------------------	-----------------------------------	-------	----------	-------	--

T
N
S
-TC
C

102-HOUSE OF REPRESENTATIVES-Other Services Unadjusted Goal is 33.0%

FUND TYPE	TOTAL EXPENDITURES	TOTAL SPENT WITH NON-HUBS	TOTAL SPENT WITH **ADJ. HUBS 23.0%	ASIAN PACIFIC	BLACK	HISPANIC	NATIVE AMERICAN	WOMAN
-----------	--------------------	---------------------------	------------------------------------	---------------	-------	----------	-----------------	-------

T
N
S
-TC
C

102-HOUSE OF REPRESENTATIVES-Commodity Purchasing Unadjusted Goal is 12.6%

FUND TYPE	TOTAL EXPENDITURES	TOTAL SPENT WITH NON-HUBS	TOTAL SPENT WITH **ADJ. HUBS 11.3%	TOTAL SPENT WITH *OTHER HUBS 1.3%	BLACK	HISPANIC	WOMAN	*OTHER HUB GOAL 1.1% ASIAN PACIFIC NATIVE AMERICAN
-----------	--------------------	---------------------------	------------------------------------	-----------------------------------	-------	----------	-------	--

T
N
S
-TC
C

DB = DEBIT (NEGATIVE AMOUNT) * * OTHER HUBS ** = ADJUSTED HUBS *** = DOLLARS REPORTED BUT NOT SHOWN IN THESE COLUMNS. SEE COVER LETTER PARA. 4
T-TREASURY, N=NON-TREASURY, S=SUBCONTRACTOR FUNDS & PROCUREMENT CARD HUB PURCHASES, TC-TERM CONTRACT, C=CONSOLIDATED. SEE PAGE 4 OF HUB REPORT FOR FUND TYPE DESCRIPTION.

103-TEXAS LEGISLATIVE COUNCIL-Heavy Construction Unadjusted Goal is 11.9%

FUND TYPE	TOTAL EXPENDITURES	TOTAL SPENT WITH NON-HUBS AMOUNT/%	TOTAL SPENT WITH **ADJ. HUBS 5.6% AMOUNT/%	TOTAL SPENT WITH *OTHER HUBS 5.3% AMOUNT/%	ASIAN PACIFIC AMOUNT/%	**ADJUSTED HUB GOAL 5.6% BLACK AMOUNT/%	HISPANIC AMOUNT/%	NATIVE AMERICAN AMOUNT/%	*OTHER HUB GOAL 5.3% WOMAN AMOUNT/%
-----------	--------------------	------------------------------------	--	--	------------------------	--	-------------------	--------------------------	--

T
N
S
-TC

C

103-TEXAS LEGISLATIVE COUNCIL-Building Construction Unadjusted Goal is 26.1%

FUND TYPE	TOTAL EXPENDITURES	TOTAL SPENT WITH NON-HUBS	TOTAL SPENT WITH **ADJ. HUBS 26.1%	TOTAL SPENT WITH *OTHER HUBS 1.0%	BLACK	**ADJUSTED HUB GOAL 25.1% HISPANIC	WOMAN	*OTHER HUB GOAL 1.0% ASIAN PACIFIC	NATIVE AMERICAN
-----------	--------------------	---------------------------	------------------------------------	-----------------------------------	-------	---------------------------------------	-------	---------------------------------------	-----------------

T
N
S
-TC

C

103-TEXAS LEGISLATIVE COUNCIL-Special Trade Unadjusted Goal is 57.2%

FUND TYPE	TOTAL EXPENDITURES	TOTAL SPENT WITH NON-HUBS	TOTAL SPENT WITH **ADJ. HUBS 47.0%	TOTAL SPENT WITH *OTHER HUBS 10.2%	BLACK	**ADJUSTED HUB GOAL 47.0% HISPANIC	ASIAN PACIFIC	*OTHER HUB GOAL 10.2% NATIVE AMERICAN	WOMAN
-----------	--------------------	---------------------------	------------------------------------	------------------------------------	-------	---------------------------------------	---------------	--	-------

T
N
S
-TC

C

103-TEXAS LEGISLATIVE COUNCIL-Professional Services Unadjusted Goal is 20.0%

FUND TYPE	TOTAL EXPENDITURES	TOTAL SPENT WITH NON-HUBS	TOTAL SPENT WITH **ADJ. HUBS 16.1%	TOTAL SPENT WITH *OTHER HUBS 1.8%	BLACK	**ADJUSTED HUB GOAL 16.1% HISPANIC	WOMAN	*OTHER HUB GOAL 1.9% ASIAN PACIFIC	NATIVE AMERICAN
-----------	--------------------	---------------------------	------------------------------------	-----------------------------------	-------	---------------------------------------	-------	---------------------------------------	-----------------

T
N
S
-TC

C

103-TEXAS LEGISLATIVE COUNCIL-Other Services Unadjusted Goal is 33.0%

FUND TYPE	TOTAL EXPENDITURES	TOTAL SPENT WITH NON-HUBS	TOTAL SPENT WITH **ADJ. HUBS 33.0%	ASIAN PACIFIC	BLACK	**ADJUSTED HUB GOAL 33.0% HISPANIC	NATIVE AMERICAN	WOMAN
-----------	--------------------	---------------------------	------------------------------------	---------------	-------	---------------------------------------	-----------------	-------

T
N
S
-TC

C

103-TEXAS LEGISLATIVE COUNCIL-Commodity Purchasing Unadjusted Goal is 12.8%

FUND TYPE	TOTAL EXPENDITURES	TOTAL SPENT WITH NON-HUBS	TOTAL SPENT WITH **ADJ. HUBS 11.5%	TOTAL SPENT WITH *OTHER HUBS 1.3%	BLACK	**ADJUSTED HUB GOAL 11.5% HISPANIC	WOMAN	*OTHER HUB GOAL 1.1% ASIAN PACIFIC	NATIVE AMERICAN
-----------	--------------------	---------------------------	------------------------------------	-----------------------------------	-------	---------------------------------------	-------	---------------------------------------	-----------------

T
N
S
-TC

C

DB = DEBIT (NEGATIVE AMOUNT) * = OTHER HUBS ** = ADJUSTED HUBS *** = DOLLARS REPORTED BUT NOT SHOWN IN THESE COLUMNS. SEE COVER LETTER PARA. 4
T=TREASURY, N=NON-TREASURY, S=SUBCONTRACTOR FUNDS & PROCUREMENT CARD HUB PURCHASES, TC=TERM CONTRACT, C=CONSOLIDATED. SEE PAGE 4 OF HUB REPORT FOR FUND TYPE DESCRIPTION.

104-LEGISLATIVE BUDGET BOARD-Heavy Construction Unadjusted Goal is 11.9%

FUND TYPE	TOTAL EXPENDITURES	TOTAL SPENT WITH NON-HUBS AMOUNT/%	TOTAL SPENT WITH **ADJ. HUBS 6.6% AMOUNT/%	TOTAL SPENT WITH *OTHER HUBS 5.3% AMOUNT/%	**ADJUSTED HUB GOAL 6.6%				*OTHER HUB GOAL 5.3% WOMAN AMOUNT/%
					ASIAN PACIFIC AMOUNT/%	BLACK AMOUNT/%	HISPANIC AMOUNT/%	NATIVE AMERICAN AMOUNT/%	

T
N
S
-TC

C

104-LEGISLATIVE BUDGET BOARD-Building Construction Unadjusted Goal is 26.1%

FUND TYPE	TOTAL EXPENDITURES	TOTAL SPENT WITH NON-HUBS	TOTAL SPENT WITH **ADJ. HUBS 26.1%	TOTAL SPENT WITH *OTHER HUBS 1.0%	**ADJUSTED HUB GOAL 26.1%			*OTHER HUB GOAL 1.0%	
					BLACK	HISPANIC	WOMAN	ASIAN PACIFIC	NATIVE AMERICAN

T
N
S
-TC

C

104-LEGISLATIVE BUDGET BOARD-Special Trade Unadjusted Goal is 57.2%

FUND TYPE	TOTAL EXPENDITURES	TOTAL SPENT WITH NON-HUBS	TOTAL SPENT WITH **ADJ. HUBS 57.0%	TOTAL SPENT WITH *OTHER HUBS 10.2%	**ADJUSTED HUB GOAL 57.0%		*OTHER HUB GOAL 10.2%		
					BLACK	HISPANIC	ASIAN PACIFIC	NATIVE AMERICAN	WOMAN

T
N
S
-TC

C

104-LEGISLATIVE BUDGET BOARD-Professional Services Unadjusted Goal is 20.0%

FUND TYPE	TOTAL EXPENDITURES	TOTAL SPENT WITH NON-HUBS	TOTAL SPENT WITH **ADJ. HUBS 18.1%	TOTAL SPENT WITH *OTHER HUBS 1.9%	**ADJUSTED HUB GOAL 18.1%			*OTHER HUB GOAL 1.9%	
					BLACK	HISPANIC	WOMAN	ASIAN PACIFIC	NATIVE AMERICAN

T
N
S
-TC

C

104-LEGISLATIVE BUDGET BOARD-Other Services Unadjusted Goal is 33.0%

FUND TYPE	TOTAL EXPENDITURES	TOTAL SPENT WITH NON-HUBS	TOTAL SPENT WITH **ADJ. HUBS 33.0%	**ADJUSTED HUB GOAL 33.0%				
				ASIAN PACIFIC	BLACK	HISPANIC	NATIVE AMERICAN	WOMAN

T
N
S
-TC

C \$47,736 \$46,736/97.9% \$1,000/2.09%

\$1,000/2.09%

104-LEGISLATIVE BUDGET BOARD-Commodity Purchasing Unadjusted Goal is 12.6%

FUND TYPE	TOTAL EXPENDITURES	TOTAL SPENT WITH NON-HUBS	TOTAL SPENT WITH **ADJ. HUBS 11.6%	TOTAL SPENT WITH *OTHER HUBS 1.1%	**ADJUSTED HUB GOAL 11.6%			*OTHER HUB GOAL 1.1%	
					BLACK	HISPANIC	WOMAN	ASIAN PACIFIC	NATIVE AMERICAN

T
N
S
-TC

C \$69,179 \$60,320/87.1% \$1,840/2.37% \$7,219/10.4%

\$1,840/2.37%

\$7,219/10.4%

DB = DEBIT (NEGATIVE AMOUNT) * = OTHER HUBS ** = ADJUSTED HUBS *** = DOLLARS REPORTED BUT NOT SHOWN IN THESE COLUMNS. SEE COVER LETTER PARA. 4
T=TREASURY, N=NON-TREASURY, S=SUBCONTRACTOR FUNDS & PROCUREMENT CARD HUB PURCHASES, TC=TERM CONTRACT, C=CONSOLIDATED. SEE PAGE 4 OF HUB REPORT FOR FUND TYPE DESCRIPTION.

105-LEGISLATIVE REFERENCE LIBRARY-Heavy Construction Unadjusted Goal is 11.9%

FUND TYPE	TOTAL EXPENDITURES	TOTAL SPENT WITH NON-HUBS AMOUNT/%	TOTAL SPENT WITH **ADJ. HUBS 8.6% AMOUNT/%	TOTAL SPENT WITH *OTHER HUBS 5.3% AMOUNT/%	ASIAN PACIFIC AMOUNT/%	BLACK AMOUNT/%	HISPANIC AMOUNT/%	NATIVE AMERICAN AMOUNT/%	*OTHER HUB GOAL 5.3% WOMAN AMOUNT/%
-----------	--------------------	------------------------------------	--	--	------------------------	----------------	-------------------	--------------------------	-------------------------------------

T
N
S
-TC

C

105-LEGISLATIVE REFERENCE LIBRARY-Building Construction Unadjusted Goal is 25.1%

FUND TYPE	TOTAL EXPENDITURES	TOTAL SPENT WITH NON-HUBS	TOTAL SPENT WITH **ADJ. HUBS 25.1%	TOTAL SPENT WITH *OTHER HUBS 1.0%	BLACK	HISPANIC	WOMAN	ASIAN PACIFIC	NATIVE AMERICAN
-----------	--------------------	---------------------------	------------------------------------	-----------------------------------	-------	----------	-------	---------------	-----------------

T
N
S
-TC

C

105-LEGISLATIVE REFERENCE LIBRARY-Special Trade Unadjusted Goal is 57.2%

FUND TYPE	TOTAL EXPENDITURES	TOTAL SPENT WITH NON-HUBS	TOTAL SPENT WITH **ADJ. HUBS 47.0%	TOTAL SPENT WITH *OTHER HUBS 10.2%	BLACK	HISPANIC	ASIAN PACIFIC	NATIVE AMERICAN	WOMAN
-----------	--------------------	---------------------------	------------------------------------	------------------------------------	-------	----------	---------------	-----------------	-------

T
N
S
-TC

C

105-LEGISLATIVE REFERENCE LIBRARY-Professional Services Unadjusted Goal is 20.0%

FUND TYPE	TOTAL EXPENDITURES	TOTAL SPENT WITH NON-HUBS	TOTAL SPENT WITH **ADJ. HUBS 18.1%	TOTAL SPENT WITH *OTHER HUBS 1.9%	BLACK	HISPANIC	WOMAN	ASIAN PACIFIC	NATIVE AMERICAN
-----------	--------------------	---------------------------	------------------------------------	-----------------------------------	-------	----------	-------	---------------	-----------------

T
N
S
-TC

C

105-LEGISLATIVE REFERENCE LIBRARY-Other Services Unadjusted Goal is 33.0%

FUND TYPE	TOTAL EXPENDITURES	TOTAL SPENT WITH NON-HUBS	TOTAL SPENT WITH **ADJ. HUBS 33.0%	ASIAN PACIFIC	BLACK	HISPANIC	NATIVE AMERICAN	WOMAN
-----------	--------------------	---------------------------	------------------------------------	---------------	-------	----------	-----------------	-------

T
N
S
-TC

C

105-LEGISLATIVE REFERENCE LIBRARY-Commodity Purchasing Unadjusted Goal is 12.6%

FUND TYPE	TOTAL EXPENDITURES	TOTAL SPENT WITH NON-HUBS	TOTAL SPENT WITH **ADJ. HUBS 11.5%	TOTAL SPENT WITH *OTHER HUBS 1.1%	BLACK	HISPANIC	WOMAN	ASIAN PACIFIC	NATIVE AMERICAN
-----------	--------------------	---------------------------	------------------------------------	-----------------------------------	-------	----------	-------	---------------	-----------------

T
N
S
-TC

C

DB = DEBIT (NEGATIVE AMOUNT) * = OTHER HUBS ** = ADJUSTED HUBS *** = DOLLARS REPORTED BUT NOT SHOWN IN THESE COLUMNS. SEE COVER LETTER PARA. 4
T=TREASURY, N=NON-TREASURY, S=SUBCONTRACTOR FUNDS & PROCUREMENT CARD HUB PURCHASES, TC=TERM CONTRACT, C=CONSOLIDATED. SEE PAGE 4 OF HUB REPORT FOR FUND TYPE DESCRIPTION.

FUND TYPE	TOTAL EXPENDITURES	TOTAL SPENT WITH NON-HUBS AMOUNT/%	116-SUNSET ADVISORY COMMISSION-Heavy Construction Unadjusted Goal is 11.9%		**ADJUSTED HUB GOAL 6.6%				*OTHER HUB GOAL 5.3% WOMAN AMOUNT/%
			TOTAL SPENT WITH **ADJ. HUBS 6.6% AMOUNT/%	TOTAL SPENT WITH *OTHER HUBS 5.3% AMOUNT/%	ASIAN PACIFIC AMOUNT/%	BLACK AMOUNT/%	HISPANIC AMOUNT/%	NATIVE AMERICAN AMOUNT/%	

T
N
S
-TC
C

FUND TYPE	TOTAL EXPENDITURES	TOTAL SPENT WITH NON-HUBS	116-SUNSET ADVISORY COMMISSION-Building Construction Unadjusted Goal is 26.1%		**ADJUSTED HUB GOAL 25.1%			*OTHER HUB GOAL 1.0% ASIAN PACIFIC NATIVE AMERICAN	
			TOTAL SPENT WITH **ADJ. HUBS 25.1%	TOTAL SPENT WITH *OTHER HUBS 1.0%	BLACK	HISPANIC	WOMAN		

T
N
S
-TC
C

FUND TYPE	TOTAL EXPENDITURES	TOTAL SPENT WITH NON-HUBS	116-SUNSET ADVISORY COMMISSION-Special Trade Unadjusted Goal is 57.2%		**ADJUSTED HUB GOAL 47.0%		*OTHER HUB GOAL 10.2% ASIAN PACIFIC NATIVE AMERICAN WOMAN		
			TOTAL SPENT WITH **ADJ. HUBS 47.0%	TOTAL SPENT WITH *OTHER HUBS 10.2%	BLACK	HISPANIC			

T
N
S
-TC
C

FUND TYPE	TOTAL EXPENDITURES	TOTAL SPENT WITH NON-HUBS	116-SUNSET ADVISORY COMMISSION-Professional Services Unadjusted Goal is 20.0%		**ADJUSTED HUB GOAL 18.1%			*OTHER HUB GOAL 1.9% ASIAN PACIFIC NATIVE AMERICAN	
			TOTAL SPENT WITH **ADJ. HUBS 18.1%	TOTAL SPENT WITH *OTHER HUBS 1.9%	BLACK	HISPANIC	WOMAN		

T
N
S
-TC
C

FUND TYPE	TOTAL EXPENDITURES	TOTAL SPENT WITH NON-HUBS	116-SUNSET ADVISORY COMMISSION-Other Services Unadjusted Goal is 33.0%		**ADJUSTED HUB GOAL 33.0%				
			TOTAL SPENT WITH **ADJ. HUBS 33.0%	ASIAN PACIFIC	BLACK	HISPANIC	NATIVE AMERICAN	WOMAN	

T
N
S
-TC
C

FUND TYPE	TOTAL EXPENDITURES	TOTAL SPENT WITH NON-HUBS	116-SUNSET ADVISORY COMMISSION-Commodity Purchasing Unadjusted Goal is 12.6%		**ADJUSTED HUB GOAL 11.5%			*OTHER HUB GOAL 1.1% ASIAN PACIFIC NATIVE AMERICAN	
			TOTAL SPENT WITH **ADJ. HUBS 11.5%	TOTAL SPENT WITH *OTHER HUBS 1.1%	BLACK	HISPANIC	WOMAN		

T
N
S
-TC
C

DB = DEBIT (NEGATIVE AMOUNT) * = OTHER HUBS ** = ADJUSTED HUBS *** = DOLLARS REPORTED BUT NOT SHOWN IN THESE COLUMNS. SEE COVER LETTER PARA. 4
T-TREASURY, N=NON-TREASURY, S=SUBCONTRACTOR FUNDS & PROCUREMENT CARD HUB PURCHASES, TC-TERM CONTRACT, C-CONSOLIDATED. SEE PAGE 4 OF HUB REPORT FOR FUND TYPE DESCRIPTION.

201-SUPREME COURT-Heavy Construction Unadjusted Goal is 11.9%

FUND TYPE	TOTAL EXPENDITURES	TOTAL SPENT WITH NON-HUBS AMOUNT/%	TOTAL SPENT WITH **ADJ. HUBS 5.0% AMOUNT/%	TOTAL SPENT WITH *OTHER HUBS 5.3% AMOUNT/%	ASIAN PACIFIC AMOUNT/%	**ADJUSTED HUB GOAL 5.6% BLACK AMOUNT/%	HISPANIC AMOUNT/%	NATIVE AMERICAN AMOUNT/%	*OTHER HUB GOAL 5.3% WOMAN AMOUNT/%
-----------	--------------------	------------------------------------	--	--	------------------------	--	-------------------	--------------------------	--

T
N
S
-TC

C

201-SUPREME COURT-Building Construction Unadjusted Goal is 26.1%

FUND TYPE	TOTAL EXPENDITURES	TOTAL SPENT WITH NON-HUBS	TOTAL SPENT WITH **ADJ. HUBS 25.1%	TOTAL SPENT WITH *OTHER HUBS 1.0%	BLACK	HISPANIC	WOMAN	*OTHER HUB GOAL 1.0% ASIAN PACIFIC NATIVE AMERICAN
-----------	--------------------	---------------------------	------------------------------------	-----------------------------------	-------	----------	-------	---

T
N
S
-TC

C

201-SUPREME COURT-Special Trade Unadjusted Goal is 57.2%

FUND TYPE	TOTAL EXPENDITURES	TOTAL SPENT WITH NON-HUBS	TOTAL SPENT WITH **ADJ. HUBS 47.0%	TOTAL SPENT WITH *OTHER HUBS 10.2%	BLACK	HISPANIC	ASIAN PACIFIC	NATIVE AMERICAN	WOMAN
-----------	--------------------	---------------------------	------------------------------------	------------------------------------	-------	----------	---------------	-----------------	-------

T
N
S
-TC

C

201-SUPREME COURT-Professional Services Unadjusted Goal is 20.0%

FUND TYPE	TOTAL EXPENDITURES	TOTAL SPENT WITH NON-HUBS	TOTAL SPENT WITH **ADJ. HUBS 18.1%	TOTAL SPENT WITH *OTHER HUBS 1.9%	BLACK	HISPANIC	WOMAN	*OTHER HUB GOAL 1.9% ASIAN PACIFIC NATIVE AMERICAN
-----------	--------------------	---------------------------	------------------------------------	-----------------------------------	-------	----------	-------	---

T
N
S
-TC

C

201-SUPREME COURT-Other Services Unadjusted Goal is 33.0%

FUND TYPE	TOTAL EXPENDITURES	TOTAL SPENT WITH NON-HUBS	TOTAL SPENT WITH **ADJ. HUBS 33.0%	ASIAN PACIFIC	BLACK	HISPANIC	NATIVE AMERICAN	WOMAN
-----------	--------------------	---------------------------	------------------------------------	---------------	-------	----------	-----------------	-------

T
N
S
-TC

C

201-SUPREME COURT-Commodity Purchasing Unadjusted Goal is 12.6%

FUND TYPE	TOTAL EXPENDITURES	TOTAL SPENT WITH NON-HUBS	TOTAL SPENT WITH **ADJ. HUBS 11.5%	TOTAL SPENT WITH *OTHER HUBS 1.1%	BLACK	HISPANIC	WOMAN	*OTHER HUB GOAL 1.1% ASIAN PACIFIC NATIVE AMERICAN
-----------	--------------------	---------------------------	------------------------------------	-----------------------------------	-------	----------	-------	---

T
N
S
-TC

C

DB = DEBIT (NEGATIVE AMOUNT) * = OTHER HUBS ** = ADJUSTED HUBS *** = DOLLARS REPORTED BUT NOT SHOWN IN THESE COLUMNS. SEE COVER LETTER PARA. 4
T-TREASURY, N=NON-TREASURY, S=SUBCONTRACTOR FUNDS & PROCUREMENT CARD HUB PURCHASES, TC=TERM CONTRACT, C=CONSOLIDATED. SEE PAGE 4 OF HUB REPORT FOR FUND TYPE DESCRIPTION.

202-STATE BAR OF TEXAS-Heavy Construction Unadjusted Goal is 11.8%

FUND TYPE	TOTAL EXPENDITURES	TOTAL SPENT WITH NON-HUBS AMOUNT/%	TOTAL SPENT WITH **ADJ. HUBS 5.6% AMOUNT/%	TOTAL SPENT WITH *OTHER HUBS 6.3% AMOUNT/%	**ADJUSTED HUB GOAL 6.6%				*OTHER HUB GOAL 5.3% WOMAN AMOUNT/%
					ASIAN PACIFIC AMOUNT/%	BLACK AMOUNT/%	HISPANIC AMOUNT/%	NATIVE AMERICAN AMOUNT/%	

T
N
S
-TC

C

202-STATE BAR OF TEXAS-Building Construction Unadjusted Goal is 26.1%

FUND TYPE	TOTAL EXPENDITURES	TOTAL SPENT WITH NON-HUBS	TOTAL SPENT WITH **ADJ. HUBS 21.1%	TOTAL SPENT WITH *OTHER HUBS 5.0%	**ADJUSTED HUB GOAL 25.1%			*OTHER HUB GOAL 1.0%	
					BLACK	HISPANIC	WOMAN	ASIAN PACIFIC	NATIVE AMERICAN

T
N
S
-TC

C

202-STATE BAR OF TEXAS-Special Trade Unadjusted Goal is 57.2%

FUND TYPE	TOTAL EXPENDITURES	TOTAL SPENT WITH NON-HUBS	TOTAL SPENT WITH **ADJ. HUBS 47.0%	TOTAL SPENT WITH *OTHER HUBS 10.2%	**ADJUSTED HUB GOAL 47.0%		*OTHER HUB GOAL 10.2%		
					BLACK	HISPANIC	ASIAN PACIFIC	NATIVE AMERICAN	WOMAN

T
N
S
-TC

C

202-STATE BAR OF TEXAS-Professional Services Unadjusted Goal is 20.0%

FUND TYPE	TOTAL EXPENDITURES	TOTAL SPENT WITH NON-HUBS	TOTAL SPENT WITH **ADJ. HUBS 16.1%	TOTAL SPENT WITH *OTHER HUBS 3.9%	**ADJUSTED HUB GOAL 18.1%			*OTHER HUB GOAL 1.8%	
					BLACK	HISPANIC	WOMAN	ASIAN PACIFIC	NATIVE AMERICAN

T
N
S
-TC

C

202-STATE BAR OF TEXAS-Other Services Unadjusted Goal is 33.0%

FUND TYPE	TOTAL EXPENDITURES	TOTAL SPENT WITH NON-HUBS	TOTAL SPENT WITH **ADJ. HUBS 33.0%	**ADJUSTED HUB GOAL 33.0%				
				ASIAN PACIFIC	BLACK	HISPANIC	NATIVE AMERICAN	WOMAN

T
N
S
-TC

C

202-STATE BAR OF TEXAS-Commodity Purchasing Unadjusted Goal is 12.6%

FUND TYPE	TOTAL EXPENDITURES	TOTAL SPENT WITH NON-HUBS	TOTAL SPENT WITH **ADJ. HUBS 11.5%	TOTAL SPENT WITH *OTHER HUBS 1.1%	**ADJUSTED HUB GOAL 11.5%			*OTHER HUB GOAL 1.1%	
					BLACK	HISPANIC	WOMAN	ASIAN PACIFIC	NATIVE AMERICAN

T
N
S
-TC

C

DB = DEBIT (NEGATIVE AMOUNT) * = OTHER HUBS ** = ADJUSTED HUBS *** = DOLLARS REPORTED BUT NOT SHOWN IN THESE COLUMNS. SEE COVER LETTER PARA. 4
T-TREASURY, N-NON-TREASURY, S-SUBCONTRACTOR FUNDS & PROCUREMENT CARD HUB PURCHASES, TC-TERM CONTRACT, C-CONSOLIDATED. SEE PAGE 6 OF HUB REPORT FOR FUND TYPE DESCRIPTION.

203-BOARD OF LAW EXAMINERS-Heavy Construction Unadjusted Goal is 11.9%

FUND TYPE	TOTAL EXPENDITURES	TOTAL SPENT WITH NON-HUBS AMOUNT/%	TOTAL SPENT WITH **ADJ. HUBS 8.6%	TOTAL SPENT WITH *OTHER HUBS 5.3% AMOUNT/%	**ADJUSTED HUB GOAL 6.0%				*OTHER HUB GOAL 5.3% WOMAN AMOUNT/%
					ASIAN PACIFIC AMOUNT/%	BLACK AMOUNT/%	HISPANIC AMOUNT/%	NATIVE AMERICAN AMOUNT/%	

T
N
S
-TC
C

203-BOARD OF LAW EXAMINERS-Building Construction Unadjusted Goal is 26.1%

FUND TYPE	TOTAL EXPENDITURES	TOTAL SPENT WITH NON-HUBS	TOTAL SPENT WITH **ADJ. HUBS 25.1%	TOTAL SPENT WITH *OTHER HUBS 1.0%	**ADJUSTED HUB GOAL 26.1%			*OTHER HUB GOAL 1.0%	
					BLACK	HISPANIC	WOMAN	ASIAN PACIFIC	NATIVE AMERICAN

T
N
S
-TC
C

203-BOARD OF LAW EXAMINERS-Special Trade Unadjusted Goal is 57.2%

TYPE	EXPENDITURES	NON-HUBS	**ADJ. HUBS 47.0%	*OTHER HUBS 10.2%	**ADJUSTED HUB GOAL 57.2%			*OTHER HUB GOAL 10.2%	
					BLACK	HISPANIC	WOMAN	ASIAN PACIFIC	NATIVE AMERICAN

T
N
S
-TC
C

203-BOARD OF LAW EXAMINERS-Professional Services Unadjusted Goal is 20.0%

FUND TYPE	TOTAL EXPENDITURES	TOTAL SPENT WITH NON-HUBS	TOTAL SPENT WITH **ADJ. HUBS 18.1%	TOTAL SPENT WITH *OTHER HUBS 1.9%	**ADJUSTED HUB GOAL 20.0%			*OTHER HUB GOAL 1.9%	
					BLACK	HISPANIC	WOMAN	ASIAN PACIFIC	NATIVE AMERICAN

T
N
S
-TC
C

203-BOARD OF LAW EXAMINERS-Other Services Unadjusted Goal is 33.0%

FUND TYPE	TOTAL EXPENDITURES	TOTAL SPENT WITH NON-HUBS	TOTAL SPENT WITH **ADJ. HUBS 33.0%	**ADJUSTED HUB GOAL 33.0%				
				ASIAN PACIFIC	BLACK	HISPANIC	NATIVE AMERICAN	WOMAN

T
N
S
-TC
C

203-BOARD OF LAW EXAMINERS-Commodity Purchasing Unadjusted Goal is 12.6%

FUND TYPE	TOTAL EXPENDITURES	TOTAL SPENT WITH NON-HUBS	TOTAL SPENT WITH **ADJ. HUBS 11.5%	TOTAL SPENT WITH *OTHER HUBS 1.1%	**ADJUSTED HUB GOAL 12.6%			*OTHER HUB GOAL 1.1%	
					BLACK	HISPANIC	WOMAN	ASIAN PACIFIC	NATIVE AMERICAN

T
N
S
-TC
C

DB = DEBIT (NEGATIVE AMOUNT) * = OTHER HUBS ** = ADJUSTED HUBS *** = DOLLARS REPORTED BUT NOT SHOWN IN THESE COLUMNS. SEE COVER LETTER PARA. 4
T=TREASURY, N=NON-TREASURY, S=SUBCONTRACTOR FUNDS & PROCUREMENT CARD HUB PURCHASES, TC=TERM CONTRACT, C=CONSOLIDATED. SEE PAGE 4 OF HUB REPORT FOR FUND TYPE DESCRIPTION.

204-COURT REPORTER CERTIFICATION BOARD-Heavy Construction Unadjusted Goal is 11.8%

FUND TYPE	TOTAL EXPENDITURES	TOTAL SPENT WITH NON-HUBS AMOUNT/%	TOTAL SPENT WITH **ADJ. HUBS 8.5% AMOUNT/%	TOTAL SPENT WITH *OTHER HUBS 3.3% AMOUNT/%	ASIAN PACIFIC AMOUNT/%	**ADJUSTED HUB GOAL 8.6% BLACK AMOUNT/%	HISPANIC AMOUNT/%	NATIVE AMERICAN AMOUNT/%	*OTHER HUB GOAL 5.3% WOMAN AMOUNT/%
-----------	--------------------	------------------------------------	--	--	------------------------	--	-------------------	--------------------------	--

T
N
S
-TC

C

204-COURT REPORTER CERTIFICATION BOARD-Building Construction Unadjusted Goal is 26.1%

FUND TYPE	TOTAL EXPENDITURES	TOTAL SPENT WITH NON-HUBS	TOTAL SPENT WITH **ADJ. HUBS 25.1%	TOTAL SPENT WITH *OTHER HUBS 1.0%	BLACK	**ADJUSTED HUB GOAL 25.1% HISPANIC	WOMAN	*OTHER HUB GOAL 1.0% ASIAN PACIFIC	NATIVE AMERICAN
-----------	--------------------	---------------------------	------------------------------------	-----------------------------------	-------	---------------------------------------	-------	---------------------------------------	-----------------

T
N
S
-TC

C

204-COURT REPORTER CERTIFICATION BOARD-Special Trade Unadjusted Goal is 57.2%

FUND TYPE	TOTAL EXPENDITURES	TOTAL SPENT WITH NON-HUBS	TOTAL SPENT WITH **ADJ. HUBS 47.0%	TOTAL SPENT WITH *OTHER HUBS 10.2%	BLACK	**ADJUSTED HUB GOAL 47.0% HISPANIC	ASIAN PACIFIC	*OTHER HUB GOAL 10.2% NATIVE AMERICAN	WOMAN
-----------	--------------------	---------------------------	------------------------------------	------------------------------------	-------	---------------------------------------	---------------	--	-------

T
N
S
-TC

C

204-COURT REPORTER CERTIFICATION BOARD-Professional Services Unadjusted Goal is 20.0%

FUND TYPE	TOTAL EXPENDITURES	TOTAL SPENT WITH NON-HUBS	TOTAL SPENT WITH **ADJ. HUBS 18.1%	TOTAL SPENT WITH *OTHER HUBS 1.9%	BLACK	**ADJUSTED HUB GOAL 18.1% HISPANIC	WOMAN	*OTHER HUB GOAL 1.9% ASIAN PACIFIC	NATIVE AMERICAN
-----------	--------------------	---------------------------	------------------------------------	-----------------------------------	-------	---------------------------------------	-------	---------------------------------------	-----------------

T
N
S
-TC

C

204-COURT REPORTER CERTIFICATION BOARD-Other Services Unadjusted Goal is 33.0%

FUND TYPE	TOTAL EXPENDITURES	TOTAL SPENT WITH NON-HUBS	TOTAL SPENT WITH **ADJ. HUBS 33.0%	ASIAN PACIFIC	**ADJUSTED HUB GOAL 33.0% BLACK	HISPANIC	NATIVE AMERICAN	WOMAN
-----------	--------------------	---------------------------	------------------------------------	---------------	------------------------------------	----------	-----------------	-------

T
N
S
-TC

C

204-COURT REPORTER CERTIFICATION BOARD-Commodity Purchasing Unadjusted Goal is 12.6%

FUND TYPE	TOTAL EXPENDITURES	TOTAL SPENT WITH NON-HUBS	TOTAL SPENT WITH **ADJ. HUBS 17.5%	TOTAL SPENT WITH *OTHER HUBS 1.1%	BLACK	**ADJUSTED HUB GOAL 11.5% HISPANIC	WOMAN	*OTHER HUB GOAL 1.1% ASIAN PACIFIC	NATIVE AMERICAN
-----------	--------------------	---------------------------	------------------------------------	-----------------------------------	-------	---------------------------------------	-------	---------------------------------------	-----------------

T
N
S
-TC

C

DB = DEBIT (NEGATIVE AMOUNT) * = OTHER HUBS ** = ADJUSTED HUBS *** = DOLLARS REPORTED BUT NOT SHOWN IN THESE COLUMNS. SEE COVER LETTER PARA. 4
T-TREASURY, N-NON-TREASURY, S-SUBCONTRACTOR FUNDS & PROCUREMENT CARD HUB PURCHASES, TC-TERM CONTRACT, C-CONSOLIDATED. SEE PAGE 4 OF HUB REPORT FOR FUND TYPE DESCRIPTION.

211-COURT OF CRIMINAL APPEALS-Heavy Construction Unadjusted Goal is 11.9%

FUND TYPE	TOTAL EXPENDITURES	TOTAL SPENT WITH NON-HUBS	TOTAL SPENT WITH **ADJ. HUBS 8.6%	TOTAL SPENT WITH *OTHER HUBS 3.3%	ASIAN PACIFIC AMOUNT/%	**ADJUSTED HUB GOAL 8.6% BLACK AMOUNT/%	HISPANIC AMOUNT/%	NATIVE AMERICAN AMOUNT/%	*OTHER HUB GOAL 3.3% WDMAN AMOUNT/%
T									
N									
S									
-TC									
C									

211-COURT OF CRIMINAL APPEALS-Building Construction Unadjusted Goal is 26.1%

FUND TYPE	TOTAL EXPENDITURES	TOTAL SPENT WITH NON-HUBS	TOTAL SPENT WITH **ADJ. HUBS 25.1%	TOTAL SPENT WITH *OTHER HUBS 1.0%	BLACK	HISPANIC	WDMAN	*OTHER HUB GOAL 1.0% ASIAN PACIFIC NATIVE AMERICAN
T								
N								
S								
-TC								
C								

211-COURT OF CRIMINAL APPEALS-Special Trade Unadjusted Goal is 57.2%

FUND TYPE	TOTAL EXPENDITURES	TOTAL SPENT WITH NON-HUBS	TOTAL SPENT WITH **ADJ. HUBS 47.0%	TOTAL SPENT WITH *OTHER HUBS 10.2%	BLACK	HISPANIC	ASIAN PACIFIC	NATIVE AMERICAN	WDMAN
T									
N									
S									
-TC									
C									

211-COURT OF CRIMINAL APPEALS-Professional Services Unadjusted Goal is 20.0%

FUND TYPE	TOTAL EXPENDITURES	TOTAL SPENT WITH NON-HUBS	TOTAL SPENT WITH **ADJ. HUBS 18.1%	TOTAL SPENT WITH *OTHER HUBS 1.9%	BLACK	HISPANIC	WDMAN	*OTHER HUB GOAL 1.9% ASIAN PACIFIC NATIVE AMERICAN
T								
N								
S								
-TC								
C								

211-COURT OF CRIMINAL APPEALS-Other Services Unadjusted Goal is 33.0%

FUND TYPE	TOTAL EXPENDITURES	TOTAL SPENT WITH NON-HUBS	TOTAL SPENT WITH **ADJ. HUBS 33.0%	ASIAN PACIFIC	BLACK	HISPANIC	NATIVE AMERICAN	WDMAN
T	\$12,205	\$12,205/100 %						
N								
S								
-TC								
C	\$12,205	\$12,205/100 %						

211-COURT OF CRIMINAL APPEALS-Commodity Purchasing Unadjusted Goal is 12.6%

FUND TYPE	TOTAL EXPENDITURES	TOTAL SPENT WITH NON-HUBS	TOTAL SPENT WITH **ADJ. HUBS 11.5%	TOTAL SPENT WITH *OTHER HUBS 1.1%	BLACK	HISPANIC	WDMAN	*OTHER HUB GOAL 1.1% ASIAN PACIFIC NATIVE AMERICAN
T	\$69,788	\$65,068/93.2%	\$4,718/6.76%				\$4,718/6.76%	
N								
S								
-TC	\$21,932	\$21,982/100 %						
C	\$47,805	\$43,055/90.1%	\$4,718/9.87%				\$4,718/9.87%	

DB = DEBIT (NEGATIVE AMOUNT) * = OTHER HUBS ** = ADJUSTED HUBS *** = DOLLARS REPORTED BUT NOT SHOWN IN THESE COLUMNS. SEE COVER LETTER PARA. 4
T=TREASURY, N=NON-TREASURY, S=SUBCONTRACTOR FUNDS & PROCUREMENT CARD HUB PURCHASES, TC=TERM CONTRACT, C=CONSOLIDATED. SEE PAGE 4 OF HUB REPORT FOR FUND TYPE DESCRIPTION.

212-OFFICE OF COURT ADMINISTRATION-Heavy Construction Unadjusted Goal is 11.9%

FUND TYPE	TOTAL EXPENDITURES	TOTAL SPENT WITH NON-HUBS AMOUNT/%	TOTAL SPENT WITH **ADJ. HUBS 6.6%	TOTAL SPENT WITH *OTHER HUBS 5.3%	ASIAN PACIFIC AMOUNT/%	BLACK AMOUNT/%	HISPANIC AMOUNT/%	NATIVE AMERICAN AMOUNT/%	*OTHER HUB GOAL 5.3% WOMAN AMOUNT/%
T									
N									
S									
-TC									
C									

212-OFFICE OF COURT ADMINISTRATION-Building Construction Unadjusted Goal is 26.1%

FUND TYPE	TOTAL EXPENDITURES	TOTAL SPENT WITH NON-HUBS	TOTAL SPENT WITH **ADJ. HUBS 25.1%	TOTAL SPENT WITH *OTHER HUBS 1.0%	BLACK	HISPANIC	WOMAN	*OTHER HUB GOAL 1.0% ASIAN PACIFIC NATIVE AMERICAN
T								
N								
S								
-TC								
C								

212-OFFICE OF COURT ADMINISTRATION-Special Trade Unadjusted Goal is 57.2%

FUND TYPE	TOTAL EXPENDITURES	TOTAL SPENT WITH NON-HUBS	TOTAL SPENT WITH **ADJ. HUBS 47.0%	TOTAL SPENT WITH *OTHER HUBS 10.2%	BLACK	HISPANIC	ASIAN PACIFIC	NATIVE AMERICAN	WOMAN
T									
N									
S									
-TC									
C									

212-OFFICE OF COURT ADMINISTRATION-Professional Services Unadjusted Goal is 20.0%

FUND TYPE	TOTAL EXPENDITURES	TOTAL SPENT WITH NON-HUBS	TOTAL SPENT WITH **ADJ. HUBS 18.1%	TOTAL SPENT WITH *OTHER HUBS 1.9%	BLACK	HISPANIC	WOMAN	*OTHER HUB GOAL 1.9% ASIAN PACIFIC NATIVE AMERICAN
T								
N								
S								
-TC								
C								

212-OFFICE OF COURT ADMINISTRATION-Other Services Unadjusted Goal is 33.0%

FUND TYPE	TOTAL EXPENDITURES	TOTAL SPENT WITH NON-HUBS	TOTAL SPENT WITH **ADJ. HUBS 33.0%	ASIAN PACIFIC	BLACK	HISPANIC	NATIVE AMERICAN	WOMAN
T	\$793,455	\$704,504/88.7%	\$66,950/11.2%	\$7,375/.929%		\$61,628/10.2%		\$47/.005%
N								
S	***	***	\$56,681/31.1%		\$56,681/31.1%			
-TC	\$1,451	\$1,404/96.7%	\$47/3.23%					\$47/3.23%
C	\$792,003	\$703,099/88.7%	\$146,589/18.3%	\$7,375/.931%	\$56,681/7.15%	\$61,628/10.2%		

212-OFFICE OF COURT ADMINISTRATION-Commodity Purchasing Unadjusted Goal is 12.8%

FUND TYPE	TOTAL EXPENDITURES	TOTAL SPENT WITH NON-HUBS	TOTAL SPENT WITH **ADJ. HUBS 11.2%	TOTAL SPENT WITH *OTHER HUBS 1.1%	BLACK	HISPANIC	WOMAN	*OTHER HUB GOAL 1.1% ASIAN PACIFIC NATIVE AMERICAN
T	\$2,158,280	\$1,441,499/66.8%	\$61,837/2.40%	\$662,944/30.7%	\$12,149/.963%	\$27,770/1.28%	\$11,917/.652%	\$662,944/30.7%
N								
S								
-TC	\$18,888	\$18,888/100%						
C	\$2,137,393	\$1,422,612/66.5%	\$61,837/2.42%	\$662,944/31.0%	\$12,149/.568%	\$27,770/1.29%	\$11,917/.557%	\$662,944/31.0%

DB = DEBIT (NEGATIVE AMOUNT) * = OTHER HUBS ** = ADJUSTED HUBS *** = DOLLARS REPORTED BUT NOT SHOWN IN THESE COLUMNS. SEE COVER LETTER PARA. 4
T=TREASURY, N=NON-TREASURY, S=SUBCONTRACTOR FUNDS & PROCUREMENT CARD HUB PURCHASES, TC=TERM CONTRACT, C=CONSOLIDATED. SEE PAGE 4 OF HUB REPORT FOR FUND TYPE DESCRIPTION.

FUND TYPE	TOTAL EXPENDITURES	TOTAL SPENT WITH NON-HUBS AMOUNT/%	213-OFFICE OF STATE PROSECUTING ATTORNEY-Heavy Construction Unadjusted Goal is 11.9%		**ADJUSTED HUB GOAL 6.6%				*OTHER HUB GOAL 5.3% WOMAN AMOUNT/%
			TOTAL SPENT WITH **ADJ. HUBS 6.6% AMOUNT/%	TOTAL SPENT WITH *OTHER HUBS 5.3% AMOUNT/%	ASIAN PACIFIC AMOUNT/%	BLACK AMOUNT/%	HISPANIC AMOUNT/%	NATIVE AMERICAN AMOUNT/%	

T
N
S
-TC

C

FUND TYPE	TOTAL EXPENDITURES	TOTAL SPENT WITH NON-HUBS	213-OFFICE OF STATE PROSECUTING ATTORNEY-Building Construction Unadjusted Goal is 26.1%		**ADJUSTED HUB GOAL 26.1%			*OTHER HUB GOAL 1.0%	
			TOTAL SPENT WITH **ADJ. HUBS 26.1%	TOTAL SPENT WITH *OTHER HUBS 1.0%	BLACK	HISPANIC	WOMAN	ASIAN PACIFIC	NATIVE AMERICAN

T
N
S
-TC

C

FUND TYPE	TOTAL EXPENDITURES	TOTAL SPENT WITH NON-HUBS	213-OFFICE OF STATE PROSECUTING ATTORNEY-Special Trade Unadjusted Goal is 57.2%		**ADJUSTED HUB GOAL 47.0%		*OTHER HUB GOAL 10.2%		
			TOTAL SPENT WITH **ADJ. HUBS 47.0%	TOTAL SPENT WITH *OTHER HUBS 10.2%	BLACK	HISPANIC	ASIAN PACIFIC	NATIVE AMERICAN	WOMAN

T
N
S
-TC

C

FUND TYPE	TOTAL EXPENDITURES	TOTAL SPENT WITH NON-HUBS	213-OFFICE OF STATE PROSECUTING ATTORNEY-Professional Services Unadjusted Goal is 20.0%		**ADJUSTED HUB GOAL 18.1%			*OTHER HUB GOAL 1.9%	
			TOTAL SPENT WITH **ADJ. HUBS 18.1%	TOTAL SPENT WITH *OTHER HUBS 1.9%	BLACK	HISPANIC	WOMAN	ASIAN PACIFIC	NATIVE AMERICAN

T
N
S
-TC

C

FUND TYPE	TOTAL EXPENDITURES	TOTAL SPENT WITH NON-HUBS	213-OFFICE OF STATE PROSECUTING ATTORNEY-Other Services Unadjusted Goal is 33.0%		**ADJUSTED HUB GOAL 33.0%				
			TOTAL SPENT WITH **ADJ. HUBS 33.0%	ASIAN PACIFIC	BLACK	HISPANIC	NATIVE AMERICAN	WOMAN	

T
N
S
-TC

C

FUND TYPE	TOTAL EXPENDITURES	TOTAL SPENT WITH NON-HUBS	213-OFFICE OF STATE PROSECUTING ATTORNEY-Commodity Purchasing Unadjusted Goal is 12.6%		**ADJUSTED HUB GOAL 11.6%			*OTHER HUB GOAL 1.1%	
			TOTAL SPENT WITH **ADJ. HUBS 11.6%	TOTAL SPENT WITH *OTHER HUBS 1.1%	BLACK	HISPANIC	WOMAN	ASIAN PACIFIC	NATIVE AMERICAN

T
N
S
-TC

C

DB = DEBIT (NEGATIVE AMOUNT) * = OTHER HUBS ** = ADJUSTED HUBS *** = DOLLARS REPORTED BUT NOT SHOWN IN THESE COLUMNS. SEE COVER LETTER PARA. 4
T=TREASURY, N=NON-TREASURY, S=SUBCONTRACTOR FUNDS & PROCUREMENT CARD HUB PURCHASES, TC=TERM CONTRACT, C=CONSOLIDATED. SEE PAGE 4 OF HUB REPORT FOR FUND TYPE DESCRIPTION.

221-COURT OF APPEALS - FIRST COURT-Heavy Construction Unadjusted Goal is 11.9%

FUND TYPE	TOTAL EXPENDITURES	TOTAL SPENT WITH NON-HUBS AMOUNT/%	TOTAL SPENT WITH **ADJ. HUBS 6.5%	TOTAL SPENT WITH *OTHER HUBS 5.3%	ASIAN PACIFIC AMOUNT/%	BLACK AMOUNT/%	HISPANIC AMOUNT/%	NATIVE AMERICAN AMOUNT/%	*OTHER HUB GOAL 5.3% WDMAN AMOUNT/%
T									
N									
S									
-TC									
C									

221-COURT OF APPEALS - FIRST COURT-Building Construction Unadjusted Goal is 26.1%

FUND TYPE	TOTAL EXPENDITURES	TOTAL SPENT WITH NON-HUBS	TOTAL SPENT WITH **ADJ. HUBS 25.1%	TOTAL SPENT WITH *OTHER HUBS 1.0%	BLACK	**ADJUSTED HUB GOAL 25.1% HISPANIC	WOMAN	*OTHER HUB GOAL 1.0% ASIAN PACIFIC	NATIVE AMERICAN
T									
N									
S									
-TC									
C									

221-COURT OF APPEALS - FIRST COURT-Special Trade Unadjusted Goal is 57.2%

FUND TYPE	TOTAL EXPENDITURES	TOTAL SPENT WITH NON-HUBS	TOTAL SPENT WITH **ADJ. HUBS 47.0%	TOTAL SPENT WITH *OTHER HUBS 10.2%	BLACK	**ADJUSTED HUB GOAL 47.0% HISPANIC	ASIAN PACIFIC	NATIVE AMERICAN	WOMAN
T									
N									
S									
-TC									
C									

221-COURT OF APPEALS - FIRST COURT-Professional Services Unadjusted Goal is 20.0%

FUND TYPE	TOTAL EXPENDITURES	TOTAL SPENT WITH NON-HUBS	TOTAL SPENT WITH **ADJ. HUBS 18.1%	TOTAL SPENT WITH *OTHER HUBS 1.9%	BLACK	**ADJUSTED HUB GOAL 18.1% HISPANIC	WOMAN	*OTHER HUB GOAL 1.9% ASIAN PACIFIC	NATIVE AMERICAN
T									
N									
S									
-TC									
C									

221-COURT OF APPEALS - FIRST COURT-Other Services Unadjusted Goal is 33.0%

FUND TYPE	TOTAL EXPENDITURES	TOTAL SPENT WITH NON-HUBS	TOTAL SPENT WITH **ADJ. HUBS 33.0%	ASIAN PACIFIC	BLACK	**ADJUSTED HUB GOAL 33.0% HISPANIC	NATIVE AMERICAN	WDMAN
T	\$4,554	\$4,284/94.0%	\$269/5.91%					\$269/5.91%
N								
S								
-TC								
C	\$4,554	\$4,284/94.0%	\$269/5.91%					\$269/5.91%

221-COURT OF APPEALS - FIRST COURT-Commodity Purchasing Unadjusted Goal is 12.6%

FUND TYPE	TOTAL EXPENDITURES	TOTAL SPENT WITH NON-HUBS	TOTAL SPENT WITH **ADJ. HUBS 11.9%	TOTAL SPENT WITH *OTHER HUBS 1.1%	BLACK	**ADJUSTED HUB GOAL 11.5% HISPANIC	WOMAN	*OTHER HUB GOAL 1.1% ASIAN PACIFIC	NATIVE AMERICAN
T	\$31,049	\$31,049/100%							
N									
S									
-TC	\$3,121	\$3,121/100%							
C	\$27,927	\$27,927/100%							

DB = DEBIT (NEGATIVE AMOUNT) * = OTHER HUBS ** = ADJUSTED HUBS *** = DOLLARS REPORTED BUT NOT SHOWN IN THESE COLUMNS. SEE COVER LETTER PARA. 4
T-TREASURY, N-NON-TREASURY, S-SUBCONTRACTOR FUNDS & PROCUREMENT CARD HUB PURCHASES, TC-TERM CONTRACT, C-CONSOLIDATED. SEE PAGE 4 OF HUB REPORT FOR FUND TYPE DESCRIPTION.

222-COURT OF APPEALS - SECOND COURT-Heavy Construction Unadjusted Goal is 11.9%

FUND TYPE	TOTAL EXPENDITURES	TOTAL SPENT WITH NON-HUBS AMOUNT/%	TOTAL SPENT WITH **ADJ. HUBS 8.8%	TOTAL SPENT WITH *OTHER HUBS 5.3%	ASIAN PACIFIC AMOUNT/%	**ADJUSTED HUB GOAL 8.8%	BLACK AMOUNT/%	HISPANIC AMOUNT/%	NATIVE AMERICAN AMOUNT/%	*OTHER HUB GOAL 5.3%
T										
N										
S										
-TC										
C										

222-COURT OF APPEALS - SECOND COURT-Building Construction Unadjusted Goal is 26.1%

FUND TYPE	TOTAL EXPENDITURES	TOTAL SPENT WITH NON-HUBS	TOTAL SPENT WITH **ADJ. HUBS 25.1%	TOTAL SPENT WITH *OTHER HUBS 1.0%	BLACK	**ADJUSTED HUB GOAL 26.1%	HISPANIC	WOMAN	ASIAN PACIFIC	*OTHER HUB GOAL 1.0%
T										
N										
S										
-TC										
C										

222-COURT OF APPEALS - SECOND COURT-Special Trade Unadjusted Goal is 67.2%

FUND TYPE	TOTAL EXPENDITURES	TOTAL SPENT WITH NON-HUBS	TOTAL SPENT WITH **ADJ. HUBS 47.8%	TOTAL SPENT WITH *OTHER HUBS 10.2%	BLACK	**ADJUSTED HUB GOAL 67.2%	HISPANIC	ASIAN PACIFIC	NATIVE AMERICAN	WOMAN
T										
N										
S										
-TC										
C										

222-COURT OF APPEALS - SECOND COURT-Professional Services Unadjusted Goal is 20.0%

FUND TYPE	TOTAL EXPENDITURES	TOTAL SPENT WITH NON-HUBS	TOTAL SPENT WITH **ADJ. HUBS 18.1%	TOTAL SPENT WITH *OTHER HUBS 1.9%	BLACK	**ADJUSTED HUB GOAL 20.0%	HISPANIC	WOMAN	ASIAN PACIFIC	*OTHER HUB GOAL 1.9%
T										
N										
S										
-TC										
C										

222-COURT OF APPEALS - SECOND COURT-Other Services Unadjusted Goal is 33.0%

FUND TYPE	TOTAL EXPENDITURES	TOTAL SPENT WITH NON-HUBS	TOTAL SPENT WITH **ADJ. HUBS 32.0%	TOTAL SPENT WITH *OTHER HUBS 1.0%	ASIAN PACIFIC	**ADJUSTED HUB GOAL 33.0%	BLACK	HISPANIC	NATIVE AMERICAN	WOMAN
T	\$4,289	\$4,227/98.5%	\$82/1.45%							\$62/1.45%
N										
S										
-TC	\$933	\$933/100%								
C	\$3,356	\$3,294/98.1%	\$62/1.85%							\$62/1.85%

222-COURT OF APPEALS - SECOND COURT-Commodity Purchasing Unadjusted Goal is 12.6%

FUND TYPE	TOTAL EXPENDITURES	TOTAL SPENT WITH NON-HUBS	TOTAL SPENT WITH **ADJ. HUBS 11.8%	TOTAL SPENT WITH *OTHER HUBS 1.1%	BLACK	**ADJUSTED HUB GOAL 12.6%	HISPANIC	WOMAN	ASIAN PACIFIC	*OTHER HUB GOAL 1.1%
T	\$30,428	\$27,523/89.2%	\$1,438/4.88%	\$1,868/6.05%				\$1,438/4.88%		\$1,868/6.05%
N										
S										
-TC	\$6,018	\$5,552/92.2%	\$466/7.73%					\$466/7.73%		
C	\$24,411	\$21,970/89.5%	\$972/3.92%	\$1,868/7.62%				\$972/3.92%		\$1,868/7.62%

BB = DEBIT (NEGATIVE AMOUNT) * = OTHER HUBS ** = ADJUSTED HUBS *** = DOLLARS REPORTED BUT NOT SHOWN IN THESE COLUMNS. SEE COVER LETTER PARA. 4
Y=TREASURY, N=NON-TREASURY, S=SUBCONTRACTOR FUNDS & PROCUREMENT CARD HUB PURCHASES, TC=TERM CONTRACT, C=CONSOLIDATED. SEE PAGE 4 OF HUB REPORT FOR FUND TYPE DESCRIPTION.

223-COURT OF APPEALS - THIRD COURT-Heavy Construction Unadjusted Goal is 11.9%

FUND TYPE	TOTAL EXPENDITURES	TOTAL SPENT WITH NON-HUBS AMOUNT/%	TOTAL SPENT WITH **ADJ. HUBS 8.6% AMOUNT/%	TOTAL SPENT WITH *OTHER HUBS 5.3% AMOUNT/%	ASIAN PACIFIC AMOUNT/%	BLACK AMOUNT/%	HISPANIC AMOUNT/%	NATIVE AMERICAN AMOUNT/%	*OTHER HUB GOAL 5.3% WOMAN AMOUNT/%
-----------	--------------------	------------------------------------	--	--	------------------------	----------------	-------------------	--------------------------	-------------------------------------

T
N
S
-TC

C

223-COURT OF APPEALS - THIRD COURT-Building Construction Unadjusted Goal is 26.1%

FUND TYPE	TOTAL EXPENDITURES	TOTAL SPENT WITH NON-HUBS	TOTAL SPENT WITH **ADJ. HUBS 25.1% AMOUNT/%	TOTAL SPENT WITH *OTHER HUBS 1.0% AMOUNT/%	BLACK	HISPANIC	WOMAN	ASIAN PACIFIC	NATIVE AMERICAN
-----------	--------------------	---------------------------	---	--	-------	----------	-------	---------------	-----------------

T
N
S
-TC

C

223-COURT OF APPEALS - THIRD COURT-Special Trade Unadjusted Goal is 57.2%

FUND TYPE	TOTAL EXPENDITURES	TOTAL SPENT WITH NON-HUBS	TOTAL SPENT WITH **ADJ. HUBS 47.0% AMOUNT/%	TOTAL SPENT WITH *OTHER HUBS 10.2% AMOUNT/%	BLACK	HISPANIC	ASIAN PACIFIC	NATIVE AMERICAN	WOMAN
-----------	--------------------	---------------------------	---	---	-------	----------	---------------	-----------------	-------

T
N
S
-TC

C

223-COURT OF APPEALS - THIRD COURT-Professional Services Unadjusted Goal is 20.0%

FUND TYPE	TOTAL EXPENDITURES	TOTAL SPENT WITH NON-HUBS	TOTAL SPENT WITH **ADJ. HUBS 18.1% AMOUNT/%	TOTAL SPENT WITH *OTHER HUBS 1.9% AMOUNT/%	BLACK	HISPANIC	WOMAN	ASIAN PACIFIC	NATIVE AMERICAN
-----------	--------------------	---------------------------	---	--	-------	----------	-------	---------------	-----------------

T
N
S
-TC

C

223-COURT OF APPEALS - THIRD COURT-Other Services Unadjusted Goal is 33.0%

FUND TYPE	TOTAL EXPENDITURES	TOTAL SPENT WITH NON-HUBS	TOTAL SPENT WITH **ADJ. HUBS 33.0% AMOUNT/%	ASIAN PACIFIC	BLACK	HISPANIC	NATIVE AMERICAN	WOMAN
-----------	--------------------	---------------------------	---	---------------	-------	----------	-----------------	-------

T
N
S
-TC

C

223-COURT OF APPEALS - THIRD COURT-Commodity Purchasing Unadjusted Goal is 12.6%

FUND TYPE	TOTAL EXPENDITURES	TOTAL SPENT WITH NON-HUBS	TOTAL SPENT WITH **ADJ. HUBS 11.5% AMOUNT/%	TOTAL SPENT WITH *OTHER HUBS 1.1% AMOUNT/%	BLACK	HISPANIC	WOMAN	ASIAN PACIFIC	NATIVE AMERICAN
-----------	--------------------	---------------------------	---	--	-------	----------	-------	---------------	-----------------

T
N
S
-TC

C

DB = DEBIT (NEGATIVE AMOUNT) * = OTHER HUBS ** = ADJUSTED HUBS *** = DOLLARS REPORTED BUT NOT SHOWN IN THESE COLUMNS. SEE COVER LETTER PARA. 4
T=TREASURY, N=NON-TREASURY, S=SUBCONTRACTOR FUNDS & PROCUREMENT CARD HUB PURCHASES, TC=TERM CONTRACT, C=CONSOLIDATED. SEE PAGE 4 OF HUB REPORT FOR FUND TYPE DESCRIPTION.

FUND TYPE	TOTAL EXPENDITURES	TOTAL SPENT WITH NON-HUBS	224-COURT OF APPEALS - FOURTH COURT-Heavy Construction Unadjusted Goal is 11.9%		**ADJUSTED HUB GOAL 8.6%				*OTHER HUB GOAL 5.3%
			TOTAL SPENT WITH **ADJ. HUBS 8.6%	TOTAL SPENT WITH *OTHER HUBS 3.3%	ASIAN PACIFIC AMOUNT/%	BLACK AMOUNT/%	HISPANIC AMOUNT/%	NATIVE AMERICAN AMOUNT/%	

T
N
S
-TC

C

FUND TYPE	TOTAL EXPENDITURES	TOTAL SPENT WITH NON-HUBS	224-COURT OF APPEALS - FOURTH COURT-Building Construction Unadjusted Goal is 26.1%		**ADJUSTED HUB GOAL 25.1%			*OTHER HUB GOAL 1.0%	
			TOTAL SPENT WITH **ADJ. HUBS 25.1%	TOTAL SPENT WITH *OTHER HUBS 1.0%	BLACK	HISPANIC	WOMAN	ASIAN PACIFIC	NATIVE AMERICAN

T
N
S
-TC

C

FUND TYPE	TOTAL EXPENDITURES	TOTAL SPENT WITH NON-HUBS	224-COURT OF APPEALS - FOURTH COURT-Special Trade Unadjusted Goal is 57.2%		**ADJUSTED HUB GOAL 47.0%		*OTHER HUB GOAL 10.2%		
			TOTAL SPENT WITH **ADJ. HUBS 47.0%	TOTAL SPENT WITH *OTHER HUBS 10.2%	BLACK	HISPANIC	ASIAN PACIFIC	NATIVE AMERICAN	WOMAN

T
N
S
-TC

C

FUND TYPE	TOTAL EXPENDITURES	TOTAL SPENT WITH NON-HUBS	224-COURT OF APPEALS - FOURTH COURT-Professional Services Unadjusted Goal is 20.0%		**ADJUSTED HUB GOAL 18.1%			*OTHER HUB GOAL 1.9%	
			TOTAL SPENT WITH **ADJ. HUBS 18.1%	TOTAL SPENT WITH *OTHER HUBS 1.9%	BLACK	HISPANIC	WOMAN	ASIAN PACIFIC	NATIVE AMERICAN

T
N
S
-TC

C

FUND TYPE	TOTAL EXPENDITURES	TOTAL SPENT WITH NON-HUBS	224-COURT OF APPEALS - FOURTH COURT-Other Services Unadjusted Goal is 33.0%		**ADJUSTED HUB GOAL 33.0%				
			TOTAL SPENT WITH **ADJ. HUBS 33.0%	ASIAN PACIFIC	BLACK	HISPANIC	NATIVE AMERICAN	WOMAN	

T
N
S
-TC

C

FUND TYPE	TOTAL EXPENDITURES	TOTAL SPENT WITH NON-HUBS	224-COURT OF APPEALS - FOURTH COURT-Commodity Purchasing Unadjusted Goal is 12.6%		**ADJUSTED HUB GOAL 11.5%			*OTHER HUB GOAL 1.1%	
			TOTAL SPENT WITH **ADJ. HUBS 11.5%	TOTAL SPENT WITH *OTHER HUBS 1.1%	BLACK	HISPANIC	WOMAN	ASIAN PACIFIC	NATIVE AMERICAN

T
N
S
-TC

C

DB = DEBIT (NEGATIVE AMOUNT) * = OTHER HUBS ** = ADJUSTED HUBS *** = DOLLARS REPORTED BUT NOT SHOWN IN THESE COLUMNS. SEE COVER LETTER PARA. 4
T=TREASURY, N=NON-TREASURY, S=SUBCONTRACTOR FUNDS & PROCUREMENT CARD HUB PURCHASES, TC=TERM CONTRACT, C=CONSOLIDATED. SEE PAGE 4 OF HUB REPORT FOR FUND TYPE DESCRIPTION.

225-COURT OF APPEALS - FIFTH COURT-Heavy Construction Unadjusted Goal is 11.9%

FUND TYPE	TOTAL EXPENDITURES	TOTAL SPENT WITH NON-HUBS AMOUNT/%	TOTAL SPENT WITH **ADJ. HUBS 5.5%	TOTAL SPENT WITH *OTHER HUBS 6.3%	ASIAN PACIFIC AMOUNT/%	BLACK **ADJUSTED HUB GOAL 8.6%	HISPANIC AMOUNT/%	NATIVE AMERICAN AMOUNT/%	*OTHER HUB GOAL 5.3% WOMAN AMOUNT/%
T									
N									
S									
-TC									
C									

225-COURT OF APPEALS - FIFTH COURT-Building Construction Unadjusted Goal is 26.1%

FUND TYPE	TOTAL EXPENDITURES	TOTAL SPENT WITH NON-HUBS	TOTAL SPENT WITH **ADJ. HUBS 25.1%	TOTAL SPENT WITH *OTHER HUBS 1.0%	BLACK **ADJUSTED HUB GOAL 26.1%	HISPANIC	WOMAN	*OTHER HUB GOAL 1.0% ASIAN PACIFIC NATIVE AMERICAN
T								
N								
S								
-TC								
C								

225-COURT OF APPEALS - FIFTH COURT-Special Trade Unadjusted Goal is 57.2%

FUND TYPE	TOTAL EXPENDITURES	TOTAL SPENT WITH NON-HUBS	TOTAL SPENT WITH **ADJ. HUBS 47.0%	TOTAL SPENT WITH *OTHER HUBS 10.2%	BLACK **ADJUSTED HUB GOAL 47.0%	HISPANIC	ASIAN PACIFIC *OTHER HUB GOAL 10.2%	NATIVE AMERICAN WOMAN
T	\$337	\$337/100 %						
N								
S								
-TC								
C	\$337	\$337/100 %						

225-COURT OF APPEALS - FIFTH COURT-Professional Services Unadjusted Goal is 20.0%

FUND TYPE	TOTAL EXPENDITURES	TOTAL SPENT WITH NON-HUBS	TOTAL SPENT WITH **ADJ. HUBS 18.1%	TOTAL SPENT WITH *OTHER HUBS 1.9%	BLACK **ADJUSTED HUB GOAL 18.1%	HISPANIC	WOMAN	*OTHER HUB GOAL 1.9% ASIAN PACIFIC NATIVE AMERICAN
T								
N								
S								
-TC								
C								

225-COURT OF APPEALS - FIFTH COURT-Other Services Unadjusted Goal is 33.0%

FUND TYPE	TOTAL EXPENDITURES	TOTAL SPENT WITH NON-HUBS	TOTAL SPENT WITH **ADJ. HUBS 39.0%	TOTAL SPENT WITH *OTHER HUBS 1.1%	ASIAN PACIFIC **ADJUSTED HUB GOAL 33.0%	BLACK	HISPANIC	NATIVE AMERICAN	WOMAN
T	\$14,308	\$14,156/98.9%	\$152/1.06%		\$57/.403%				\$85/.663%
N									
S									
-TC									
C	\$14,308	\$14,156/98.9%	\$152/1.06%		\$57/.403%				\$85/.663%

225-COURT OF APPEALS - FIFTH COURT-Commodity Purchasing Unadjusted Goal is 12.6%

FUND TYPE	TOTAL EXPENDITURES	TOTAL SPENT WITH NON-HUBS	TOTAL SPENT WITH **ADJ. HUBS 13.3%	TOTAL SPENT WITH *OTHER HUBS 1.1%	BLACK **ADJUSTED HUB GOAL 11.6%	HISPANIC	WOMAN	*OTHER HUB GOAL 1.1% ASIAN PACIFIC NATIVE AMERICAN
T	\$47,543	\$43,575/91.6%	\$3,868/8.34%		\$3,418/7.18%		\$550/1.15%	
N								
S								
-TC								
C	\$47,543	\$43,576/91.6%	\$3,868/8.34%		\$3,418/7.18%		\$550/1.15%	

DB = DEBIT (NEGATIVE AMOUNT) * = OTHER HUBS ** = ADJUSTED HUBS *** = DOLLARS REPORTED BUT NOT SHOWN IN THESE COLUMNS. SEE COVER LETTER PARA. 4
T-TREASURY, N=NON-TREASURY, S-SUBCONTRACTOR FUNDS & PROCUREMENT CARD HUB PURCHASES, TC-TERM CONTRACT, C=CONSOLIDATED. SEE PAGE 4 OF HUB REPORT FOR FUND TYPE DESCRIPTION.

226-COURT OF APPEALS - SIXTH COURT-Heavy Construction Unadjusted Goal is 11.9%

FUND TYPE	TOTAL EXPENDITURES	TOTAL SPENT WITH NON-HUBS AMOUNT/%	TOTAL SPENT WITH **ADJ. HUBS 6.6% AMOUNT/%	TOTAL SPENT WITH *OTHER HUBS 5.3% AMOUNT/%	ASIAN PACIFIC AMOUNT/%	**ADJUSTED HUB GOAL 6.6% BLACK AMOUNT/%	HISPANIC AMOUNT/%	NATIVE AMERICAN AMOUNT/%	*OTHER HUB GOAL 5.3% WOMAN AMOUNT/%
-----------	--------------------	------------------------------------	--	--	------------------------	---	-------------------	--------------------------	-------------------------------------

T
N
S
-TC

C

224-COURT OF APPEALS - SIXTH COURT-Building Construction Unadjusted Goal is 26.1%

FUND TYPE	TOTAL EXPENDITURES	TOTAL SPENT WITH NON-HUBS	TOTAL SPENT WITH **ADJ. HUBS 25.1%	TOTAL SPENT WITH *OTHER HUBS 1.0%	BLACK	**ADJUSTED HUB GOAL 25.1% HISPANIC	WOMAN	*OTHER HUB GOAL 1.0% ASIAN PACIFIC	NATIVE AMERICAN
-----------	--------------------	---------------------------	------------------------------------	-----------------------------------	-------	------------------------------------	-------	------------------------------------	-----------------

T
N
S
-TC

C

226-COURT OF APPEALS - SIXTH COURT-Special Trade Unadjusted Goal is 57.2%

FUND TYPE	TOTAL EXPENDITURES	TOTAL SPENT WITH NON-HUBS	TOTAL SPENT WITH **ADJ. HUBS 47.0%	TOTAL SPENT WITH *OTHER HUBS 10.2%	BLACK	**ADJUSTED HUB GOAL 47.0% HISPANIC	ASIAN PACIFIC	*OTHER HUB GOAL 10.2% NATIVE AMERICAN	WOMAN
-----------	--------------------	---------------------------	------------------------------------	------------------------------------	-------	------------------------------------	---------------	---------------------------------------	-------

T
N
S
-TC

C

224-COURT OF APPEALS - SIXTH COURT-Professional Services Unadjusted Goal is 20.0%

FUND TYPE	TOTAL EXPENDITURES	TOTAL SPENT WITH NON-HUBS	TOTAL SPENT WITH **ADJ. HUBS 18.1%	TOTAL SPENT WITH *OTHER HUBS 1.9%	BLACK	**ADJUSTED HUB GOAL 18.1% HISPANIC	WOMAN	*OTHER HUB GOAL 1.9% ASIAN PACIFIC	NATIVE AMERICAN
-----------	--------------------	---------------------------	------------------------------------	-----------------------------------	-------	------------------------------------	-------	------------------------------------	-----------------

T
N
S
-TC

C

226-COURT OF APPEALS - SIXTH COURT-Other Services Unadjusted Goal is 33.0%

FUND TYPE	TOTAL EXPENDITURES	TOTAL SPENT WITH NON-HUBS	TOTAL SPENT WITH **ADJ. HUBS 33.0%	ASIAN PACIFIC	**ADJUSTED HUB GOAL 33.0% BLACK	HISPANIC	NATIVE AMERICAN	WOMAN
-----------	--------------------	---------------------------	------------------------------------	---------------	---------------------------------	----------	-----------------	-------

T
N
S
-TC

C

226-COURT OF APPEALS - SIXTH COURT-Commodity Purchasing Unadjusted Goal is 12.6%

FUND TYPE	TOTAL EXPENDITURES	TOTAL SPENT WITH NON-HUBS	TOTAL SPENT WITH **ADJ. HUBS 11.6%	TOTAL SPENT WITH *OTHER HUBS 1.1%	BLACK	**ADJUSTED HUB GOAL 11.6% HISPANIC	WOMAN	*OTHER HUB GOAL 1.1% ASIAN PACIFIC	NATIVE AMERICAN
-----------	--------------------	---------------------------	------------------------------------	-----------------------------------	-------	------------------------------------	-------	------------------------------------	-----------------

T
N
S
-TC

C

DB = DEBIT (NEGATIVE AMOUNT) * = OTHER HUBS ** = ADJUSTED HUBS *** = DOLLARS REPORTED BUT NOT SHOWN IN THESE COLUMNS. SEE COVER LETTER PARA. 4
T=TREASURY, N=NON-TREASURY, S=SUBCONTRACTOR FUNDS & PROCUREMENT CARD HUB PURCHASES, TC=TERM CONTRACT, C=CONSOLIDATED. SEE PAGE 4 OF HUB REPORT FOR FUND TYPE DESCRIPTION.

FUND TYPE	TOTAL EXPENDITURES	TOTAL SPENT WITH NON-HUBS AMOUNT/%	TOTAL SPENT WITH **ADJ. HUBS 6.6% AMOUNT/%	TOTAL SPENT WITH *OTHER HUBS 6.3% AMOUNT/%	227-COURT OF APPEALS - SEVENTH COURT-Heavy Construction Unadjusted Goal is 11.9% **ADJUSTED HUB GOAL 6.6%				*OTHER HUB GOAL 5.3% WOMAN AMOUNT/%
					ASIAN PACIFIC AMOUNT/%	BLACK AMOUNT/%	HISPANIC AMOUNT/%	NATIVE AMERICAN AMOUNT/%	

T
N
S
-TC
C

FUND TYPE	TOTAL EXPENDITURES	TOTAL SPENT WITH NON-HUBS	TOTAL SPENT WITH **ADJ. HUBS 25.1% AMOUNT/%	TOTAL SPENT WITH *OTHER HUBS 1.0% AMOUNT/%	227-COURT OF APPEALS - SEVENTH COURT-Building Construction Unadjusted Goal is 26.1% **ADJUSTED HUB GOAL 25.1%			*OTHER HUB GOAL 1.0% ASIAN PACIFIC NATIVE AMERICAN	
					BLACK	HISPANIC	WOMAN		

T
N
S
-TC
C

FUND TYPE	TOTAL EXPENDITURES	TOTAL SPENT WITH NON-HUBS	TOTAL SPENT WITH **ADJ. HUBS 47.0% AMOUNT/%	TOTAL SPENT WITH *OTHER HUBS 10.2% AMOUNT/%	227-COURT OF APPEALS - SEVENTH COURT-Special Trade Unadjusted Goal is 57.2% **ADJUSTED HUB GOAL 47.0%		*OTHER HUB GOAL 10.2% ASIAN PACIFIC NATIVE AMERICAN WOMAN		
					BLACK	HISPANIC			

T
N
S
-TC
C

FUND TYPE	TOTAL EXPENDITURES	TOTAL SPENT WITH NON-HUBS	TOTAL SPENT WITH **ADJ. HUBS 18.1% AMOUNT/%	TOTAL SPENT WITH *OTHER HUBS 1.9% AMOUNT/%	227-COURT OF APPEALS - SEVENTH COURT-Professional Services Unadjusted Goal is 20.0% **ADJUSTED HUB GOAL 18.1%			*OTHER HUB GOAL 1.9% ASIAN PACIFIC NATIVE AMERICAN	
					BLACK	HISPANIC	WOMAN		

T
N
S
-TC
C

FUND TYPE	TOTAL EXPENDITURES	TOTAL SPENT WITH NON-HUBS	TOTAL SPENT WITH **ADJ. HUBS 31.0% AMOUNT/%	227-COURT OF APPEALS - SEVENTH COURT-Other Services Unadjusted Goal is 33.0% **ADJUSTED HUB GOAL 33.0%				
				ASIAN PACIFIC	BLACK	HISPANIC	NATIVE AMERICAN	WOMAN

T
N
S
-TC
C

FUND TYPE	TOTAL EXPENDITURES	TOTAL SPENT WITH NON-HUBS	TOTAL SPENT WITH **ADJ. HUBS 11.5% AMOUNT/%	TOTAL SPENT WITH *OTHER HUBS 1.1% AMOUNT/%	227-COURT OF APPEALS - SEVENTH COURT-Commodity Purchasing Unadjusted Goal is 12.8% **ADJUSTED HUB GOAL 11.5%			*OTHER HUB GOAL 1.1% ASIAN PACIFIC NATIVE AMERICAN	
					BLACK	HISPANIC	WOMAN		

T
N
S
-TC
C

DB = DEBIT (NEGATIVE AMOUNT) * = OTHER HUBS ** = ADJUSTED HUBS *** = DOLLARS REPORTED BUT NOT SHOWN IN THESE COLUMNS. SEE COVER LETTER PARA. 4
T-TREASURY, N-NON-TREASURY, S-SUBCONTRACTOR FUNDS & PROCUREMENT CARD HUB PURCHASES, TC-TERM CONTRACT, C-CONSOLIDATED. SEE PAGE 4 OF HUB REPORT FOR FUND TYPE DESCRIPTION.

228-COURT OF APPEALS - EIGHTH COURT-Heavy Construction Unadjusted Goal is 11.9%

FUND TYPE	TOTAL EXPENDITURES	TOTAL SPENT WITH NON-HUBS AMOUNT/%	TOTAL SPENT WITH **ADJ. HUBS 8.5% AMOUNT/%	TOTAL SPENT WITH *OTHER HUBS 5.3% AMOUNT/%	ASIAN PACIFIC AMOUNT/%	**ADJUSTED HUB GOAL 8.6% BLACK AMOUNT/%	HISPANIC AMOUNT/%	NATIVE AMERICAN AMOUNT/%	*OTHER HUB GOAL 5.3% WOMAN AMOUNT/%
T									
N									
S									
TC									
C									

228-COURT OF APPEALS - EIGHTH COURT-Building Construction Unadjusted Goal is 26.1%

FUND TYPE	TOTAL EXPENDITURES	TOTAL SPENT WITH NON-HUBS	TOTAL SPENT WITH **ADJ. HUBS 25.1%	TOTAL SPENT WITH *OTHER HUBS 1.0%	BLACK	**ADJUSTED HUB GOAL 25.1% HISPANIC	WOMAN	ASIAN PACIFIC	NATIVE AMERICAN
T									
N									
S									
TC									
C									

228-COURT OF APPEALS - EIGHTH COURT-Special Trade Unadjusted Goal is 57.2%

FUND TYPE	TOTAL EXPENDITURES	TOTAL SPENT WITH NON-HUBS	TOTAL SPENT WITH **ADJ. HUBS 47.0%	TOTAL SPENT WITH *OTHER HUBS 10.2%	BLACK	**ADJUSTED HUB GOAL 47.0% HISPANIC	ASIAN PACIFIC	NATIVE AMERICAN	WOMAN
T									
N									
S									
TC									
C									

228-COURT OF APPEALS - EIGHTH COURT-Professional Services Unadjusted Goal is 20.0%

FUND TYPE	TOTAL EXPENDITURES	TOTAL SPENT WITH NON-HUBS	TOTAL SPENT WITH **ADJ. HUBS 18.1%	TOTAL SPENT WITH *OTHER HUBS 1.9%	BLACK	**ADJUSTED HUB GOAL 18.1% HISPANIC	WOMAN	ASIAN PACIFIC	NATIVE AMERICAN
T									
N									
S									
TC									
C									

228-COURT OF APPEALS - EIGHTH COURT-Other Services Unadjusted Goal is 33.0%

FUND TYPE	TOTAL EXPENDITURES	TOTAL SPENT WITH NON-HUBS	TOTAL SPENT WITH **ADJ. HUBS 23.0%	ASIAN PACIFIC	BLACK	**ADJUSTED HUB GOAL 33.0% HISPANIC	NATIVE AMERICAN	WOMAN
T	\$5,805	\$5,688/97.9%	\$116/2.01%			\$116/2.01%		
N								
S								
TC	\$698	\$698/100%						
C	\$5,106	\$4,988/97.7%	\$116/2.28%			\$116/2.28%		

228-COURT OF APPEALS - EIGHTH COURT-Commodity Purchasing Unadjusted Goal is 12.6%

FUND TYPE	TOTAL EXPENDITURES	TOTAL SPENT WITH NON-HUBS	TOTAL SPENT WITH **ADJ. HUBS 11.5%	TOTAL SPENT WITH *OTHER HUBS 1.1%	BLACK	**ADJUSTED HUB GOAL 11.6% HISPANIC	WOMAN	ASIAN PACIFIC	NATIVE AMERICAN
T	\$26,704	\$25,112/94.0%	\$1,591/5.96%				\$1,591/5.96%		
N									
S									
TC	\$2,515	\$1,814/72.2%	\$698/27.7%				\$698/27.7%		
C	\$24,188	\$23,295/96.3%	\$893/3.69%				\$893/3.69%		

DB = DEBIT (NEGATIVE AMOUNT) * = OTHER HUBS ** = ADJUSTED HUBS *** = DOLLARS REPORTED BUT NOT SHOWN IN THESE COLUMNS. SEE COVER LETTER PARA. 4
T=TREASURY, N=NON-TREASURY, S=SUBCONTRACTOR FUNDS & PROCUREMENT CARD HUB PURCHASES, TC=TERM CONTRACT, C=CONSOLIDATED. SEE PAGE 4 OF HUB REPORT FOR FUND TYPE DESCRIPTION.

229-COURT OF APPEALS - NINTH COURT-Heavy Construction Unadjusted Goal is 11.9%

FUND TYPE	TOTAL EXPENDITURES	TOTAL SPENT WITH NON-HUBS AMOUNT/%	TOTAL SPENT WITH **ADJ. HUBS 1.6% AMOUNT/%	TOTAL SPENT WITH *OTHER HUBS 5.3% AMOUNT/%	ASIAN PACIFIC AMOUNT/%	BLACK AMOUNT/%	HISPANIC AMOUNT/%	NATIVE AMERICAN AMOUNT/%	*OTHER HUB GOAL 5.3% WOMAN AMOUNT/%
T									
N									
S									
-TC									
C									

229-COURT OF APPEALS - NINTH COURT-Building Construction Unadjusted Goal is 26.1%

FUND TYPE	TOTAL EXPENDITURES	TOTAL SPENT WITH NON-HUBS	TOTAL SPENT WITH **ADJ. HUBS 25.1%	TOTAL SPENT WITH *OTHER HUBS 1.0%	BLACK	HISPANIC	WOMAN	ASIAN PACIFIC	NATIVE AMERICAN
T									
N									
S									
-TC									
C									

229-COURT OF APPEALS - NINTH COURT-Special Trade Unadjusted Goal is 57.2%

FUND TYPE	TOTAL EXPENDITURES	TOTAL SPENT WITH NON-HUBS	TOTAL SPENT WITH **ADJ. HUBS 47.0%	TOTAL SPENT WITH *OTHER HUBS 10.2%	BLACK	HISPANIC	ASIAN PACIFIC	NATIVE AMERICAN	WOMAN
T									
N									
S									
-TC									
C									

229-COURT OF APPEALS - NINTH COURT-Professional Services Unadjusted Goal is 20.0%

FUND TYPE	TOTAL EXPENDITURES	TOTAL SPENT WITH NON-HUBS	TOTAL SPENT WITH **ADJ. HUBS 18.1%	TOTAL SPENT WITH *OTHER HUBS 1.9%	BLACK	HISPANIC	WOMAN	ASIAN PACIFIC	NATIVE AMERICAN
T									
N									
S									
-TC									
C									

229-COURT OF APPEALS - NINTH COURT-Other Services Unadjusted Goal is 33.0%

FUND TYPE	TOTAL EXPENDITURES	TOTAL SPENT WITH NON-HUBS	TOTAL SPENT WITH **ADJ. HUBS 33.0%	ASIAN PACIFIC	BLACK	HISPANIC	NATIVE AMERICAN	WOMAN
T	\$5,513	\$5,513/100 %						
N								
S								
-TC								
C	\$5,513	\$5,513/100 %						

229-COURT OF APPEALS - NINTH COURT-Commodity Purchasing Unadjusted Goal is 12.6%

FUND TYPE	TOTAL EXPENDITURES	TOTAL SPENT WITH NON-HUBS	TOTAL SPENT WITH **ADJ. HUBS 11.5%	TOTAL SPENT WITH *OTHER HUBS 1.1%	BLACK	HISPANIC	WOMAN	ASIAN PACIFIC	NATIVE AMERICAN
T	\$6,539	\$5,297/81.0%	\$1,241/18.9%				\$1,241/18.9%		
N									
S									
-TC	\$964	\$964/100 %							
C	\$6,575	\$4,333/77.7%	\$1,241/22.2%				\$1,241/22.2%		

DB = DEBIT (NEGATIVE AMOUNT) * = OTHER HUBS ** = ADJUSTED HUBS *** = DOLLARS REPORTED BUT NOT SHOWN IN THESE COLUMNS. SEE COVER LETTER PARA. 4
T-TREASURY, N=NON-TREASURY, S-SUBCONTRACTOR FUNDS & PROCUREMENT CARD HUB PURCHASES, TC-TERM CONTRACT, C=CONSOLIDATED. SEE PAGE 4 OF HUB REPORT FOR FUND TYPE DESCRIPTION.

230-COURT OF APPEALS - TENTH COURT-Heavy Construction Unadjusted Goal is 11.8%

FUND TYPE	TOTAL EXPENDITURES	TOTAL SPENT WITH NON-HUBS AMOUNT/%	TOTAL SPENT WITH **ADJ. HUBS 6.6%	TOTAL SPENT WITH *OTHER HUBS 5.3%	ASIAN PACIFIC AMOUNT/%	BLACK AMOUNT/%	HISPANIC AMOUNT/%	NATIVE AMERICAN AMOUNT/%	*OTHER HUB GOAL 5.3% WOMAN AMOUNT/%
-----------	--------------------	------------------------------------	-----------------------------------	-----------------------------------	------------------------	----------------	-------------------	--------------------------	-------------------------------------

T
N
S
-TC

C

230-COURT OF APPEALS - TENTH COURT-Building Construction Unadjusted Goal is 26.1%

FUND TYPE	TOTAL EXPENDITURES	TOTAL SPENT WITH NON-HUBS	TOTAL SPENT WITH **ADJ. HUBS 26.1%	TOTAL SPENT WITH *OTHER HUBS 1.0%	BLACK	**ADJUSTED HUB GOAL 25.1%	HISPANIC	WOMAN	*OTHER HUB GOAL 1.0%	ASIAN PACIFIC	NATIVE AMERICAN
-----------	--------------------	---------------------------	------------------------------------	-----------------------------------	-------	---------------------------	----------	-------	----------------------	---------------	-----------------

T
N
S
-TC

C

230-COURT OF APPEALS - TENTH COURT-Special Trade Unadjusted Goal is 57.2%

FUND TYPE	TOTAL EXPENDITURES	TOTAL SPENT WITH NON-HUBS	TOTAL SPENT WITH **ADJ. HUBS 47.0%	TOTAL SPENT WITH *OTHER HUBS 10.2%	BLACK	**ADJUSTED HUB GOAL 47.0%	HISPANIC	ASIAN PACIFIC	NATIVE AMERICAN	WOMAN
-----------	--------------------	---------------------------	------------------------------------	------------------------------------	-------	---------------------------	----------	---------------	-----------------	-------

T
N
S
-TC

C

230-COURT OF APPEALS - TENTH COURT-Professional Services Unadjusted Goal is 20.0%

FUND TYPE	TOTAL EXPENDITURES	TOTAL SPENT WITH NON-HUBS	TOTAL SPENT WITH **ADJ. HUBS 18.1%	TOTAL SPENT WITH *OTHER HUBS 1.9%	BLACK	**ADJUSTED HUB GOAL 18.1%	HISPANIC	WOMAN	*OTHER HUB GOAL 1.9%	ASIAN PACIFIC	NATIVE AMERICAN
-----------	--------------------	---------------------------	------------------------------------	-----------------------------------	-------	---------------------------	----------	-------	----------------------	---------------	-----------------

T
N
S
-TC

C

230-COURT OF APPEALS - TENTH COURT-Other Services Unadjusted Goal is 33.0%

FUND TYPE	TOTAL EXPENDITURES	TOTAL SPENT WITH NON-HUBS	TOTAL SPENT WITH **ADJ. HUBS 33.0%	ASIAN PACIFIC	BLACK	**ADJUSTED HUB GOAL 33.0%	HISPANIC	NATIVE AMERICAN	WOMAN
-----------	--------------------	---------------------------	------------------------------------	---------------	-------	---------------------------	----------	-----------------	-------

T
N
S
-TC

C

230-COURT OF APPEALS - TENTH COURT-Commodity Purchasing Unadjusted Goal is 12.8%

FUND TYPE	TOTAL EXPENDITURES	TOTAL SPENT WITH NON-HUBS	TOTAL SPENT WITH **ADJ. HUBS 11.9%	TOTAL SPENT WITH *OTHER HUBS 1.1%	BLACK	**ADJUSTED HUB GOAL 11.9%	HISPANIC	WOMAN	*OTHER HUB GOAL 1.1%	ASIAN PACIFIC	NATIVE AMERICAN
-----------	--------------------	---------------------------	------------------------------------	-----------------------------------	-------	---------------------------	----------	-------	----------------------	---------------	-----------------

T
N
S
-TC

C

DB = DEBIT (NEGATIVE AMOUNT) * = OTHER HUBS ** = ADJUSTED HUBS *** = DOLLARS REPORTED BUT NOT SHOWN IN THESE COLUMNS. SEE COVER LETTER PARA. 4
T-TREASURY, N-NON-TREASURY, S-SUBCONTRACTOR FUNDS & PROCUREMENT CARD HUB PURCHASES, TC-TERM CONTRACT, C-CONSOLIDATED. SEE PAGE 4 OF HUB REPORT FOR FUND TYPE DESCRIPTION.

231-COURT OF APPEALS - ELEVENTH COURT-Heavy Construction Unadjusted Goal is 11.9%

FUND TYPE	TOTAL EXPENDITURES	TOTAL SPENT WITH NON-HUBS AMOUNT/%	TOTAL SPENT WITH **ADJ. HUBS 6.6% AMOUNT/%	TOTAL SPENT WITH *OTHER HUBS 5.3% AMOUNT/%	ASIAN PACIFIC AMOUNT/%	**ADJUSTED HUB GOAL 6.6% BLACK AMOUNT/%	HISPANIC AMOUNT/%	NATIVE AMERICAN AMOUNT/%	*OTHER HUB GOAL 5.3% WOMAN AMOUNT/%
-----------	--------------------	------------------------------------	--	--	------------------------	---	-------------------	--------------------------	-------------------------------------

T
N
S
-TC

C

231-COURT OF APPEALS - ELEVENTH COURT-Building Construction Unadjusted Goal is 26.1%

FUND TYPE	TOTAL EXPENDITURES	TOTAL SPENT WITH NON-HUBS	TOTAL SPENT WITH **ADJ. HUBS 25.1%	TOTAL SPENT WITH *OTHER HUBS 1.0%	BLACK	**ADJUSTED HUB GOAL 25.1% HISPANIC	WOMAN	*OTHER HUB GOAL 1.0% ASIAN PACIFIC	NATIVE AMERICAN
-----------	--------------------	---------------------------	------------------------------------	-----------------------------------	-------	------------------------------------	-------	------------------------------------	-----------------

T
N
S
-TC

C

231-COURT OF APPEALS - ELEVENTH COURT-Special Trade Unadjusted Goal is 57.2%

FUND TYPE	TOTAL EXPENDITURES	TOTAL SPENT WITH NON-HUBS	TOTAL SPENT WITH **ADJ. HUBS 47.0%	TOTAL SPENT WITH *OTHER HUBS 10.2%	BLACK	**ADJUSTED HUB GOAL 47.0% HISPANIC	ASIAN PACIFIC	*OTHER HUB GOAL 10.2% NATIVE AMERICAN	WOMAN
-----------	--------------------	---------------------------	------------------------------------	------------------------------------	-------	------------------------------------	---------------	---------------------------------------	-------

T
N
S
-TC

C

231-COURT OF APPEALS - ELEVENTH COURT-Professional Services Unadjusted Goal is 20.0%

FUND TYPE	TOTAL EXPENDITURES	TOTAL SPENT WITH NON-HUBS	TOTAL SPENT WITH **ADJ. HUBS 16.1%	TOTAL SPENT WITH *OTHER HUBS 1.9%	BLACK	**ADJUSTED HUB GOAL 16.1% HISPANIC	WOMAN	*OTHER HUB GOAL 1.9% ASIAN PACIFIC	NATIVE AMERICAN
-----------	--------------------	---------------------------	------------------------------------	-----------------------------------	-------	------------------------------------	-------	------------------------------------	-----------------

T
N
S
-TC

C

231-COURT OF APPEALS - ELEVENTH COURT-Other Services Unadjusted Goal is 33.0%

FUND TYPE	TOTAL EXPENDITURES	TOTAL SPENT WITH NON-HUBS	TOTAL SPENT WITH **ADJ. HUBS 33.0%	ASIAN PACIFIC	**ADJUSTED HUB GOAL 33.0% BLACK	HISPANIC	NATIVE AMERICAN	WOMAN
-----------	--------------------	---------------------------	------------------------------------	---------------	---------------------------------	----------	-----------------	-------

T
N
S
-TC

C

231-COURT OF APPEALS - ELEVENTH COURT-Commodity Purchasing Unadjusted Goal is 12.6%

FUND TYPE	TOTAL EXPENDITURES	TOTAL SPENT WITH NON-HUBS	TOTAL SPENT WITH **ADJ. HUBS 11.5%	TOTAL SPENT WITH *OTHER HUBS 1.1%	BLACK	**ADJUSTED HUB GOAL 11.5% HISPANIC	WOMAN	*OTHER HUB GOAL 1.1% ASIAN PACIFIC	NATIVE AMERICAN
-----------	--------------------	---------------------------	------------------------------------	-----------------------------------	-------	------------------------------------	-------	------------------------------------	-----------------

T
N
S
-TC

C

DB = DEBIT (NEGATIVE AMOUNT) * = OTHER HUBS ** = ADJUSTED HUBS *** = DOLLARS REPORTED BUT NOT SHOWN IN THESE COLUMNS. SEE COVER LETTER PARA. 4
T-TREASURY, N=NON-TREASURY, S-SUBCONTRACTOR FUNDS & PROCUREMENT CARD HUB PURCHASES, TC-TEAM CONTRACT, C-CONSOLIDATED. SEE PAGE 4 OF HUB REPORT FOR FUND TYPE DESCRIPTION.

FUND TYPE	TOTAL EXPENDITURES	TOTAL SPENT WITH NON-HUBS AMOUNT/%	232-COURT OF APPEALS - TWELFTH COURT-Heavy Construction Unadjusted Goal is 11.9%		**ADJUSTED HUB GOAL 6.6%				*OTHER HUB GOAL 5.3% WOMAN AMOUNT/%
			TOTAL SPENT WITH **ADJ. HUBS 6.6% AMOUNT/%	TOTAL SPENT WITH *OTHER HUBS 5.3% AMOUNT/%	ASIAN PACIFIC AMOUNT/%	BLACK AMOUNT/%	HISPANIC AMOUNT/%	NATIVE AMERICAN AMOUNT/%	

T
N
S
-TC

C

FUND TYPE	TOTAL EXPENDITURES	TOTAL SPENT WITH NON-HUBS	232-COURT OF APPEALS - TWELFTH COURT-Building Construction Unadjusted Goal is 26.1%		**ADJUSTED HUB GOAL 25.1%			*OTHER HUB GOAL 1.0% ASIAN PACIFIC NATIVE AMERICAN
			TOTAL SPENT WITH **ADJ. HUBS 25.1%	TOTAL SPENT WITH *OTHER HUBS 1.0%	BLACK	HISPANIC	WOMAN	

T
N
S
-TC

C

FUND TYPE	TOTAL EXPENDITURES	TOTAL SPENT WITH NON-HUBS	232-COURT OF APPEALS - TWELFTH COURT-Special Trade Unadjusted Goal is 57.2%		**ADJUSTED HUB GOAL 47.0%		*OTHER HUB GOAL 10.2%		
			TOTAL SPENT WITH **ADJ. HUBS 47.0%	TOTAL SPENT WITH *OTHER HUBS 10.2%	BLACK	HISPANIC	ASIAN PACIFIC	NATIVE AMERICAN	WOMAN

T
N
S
-TC

C

FUND TYPE	TOTAL EXPENDITURES	TOTAL SPENT WITH NON-HUBS	232-COURT OF APPEALS - TWELFTH COURT-Professional Services Unadjusted Goal is 20.0%		**ADJUSTED HUB GOAL 18.1%			*OTHER HUB GOAL 1.9% ASIAN PACIFIC NATIVE AMERICAN
			TOTAL SPENT WITH **ADJ. HUBS 18.1%	TOTAL SPENT WITH *OTHER HUBS 1.9%	BLACK	HISPANIC	WOMAN	

T
N
S
-TC

C

FUND TYPE	TOTAL EXPENDITURES	TOTAL SPENT WITH NON-HUBS	232-COURT OF APPEALS - TWELFTH COURT-Other Services Unadjusted Goal is 33.0%		**ADJUSTED HUB GOAL 33.0%				
			TOTAL SPENT WITH **ADJ. HUBS 33.0%	TOTAL SPENT WITH *OTHER HUBS 1.1%	ASIAN PACIFIC	BLACK	HISPANIC	NATIVE AMERICAN	WOMAN

T
N
S
-TC

C

FUND TYPE	TOTAL EXPENDITURES	TOTAL SPENT WITH NON-HUBS	232-COURT OF APPEALS - TWELFTH COURT-Commodity Purchasing Unadjusted Goal is 12.6%		**ADJUSTED HUB GOAL 11.6%			*OTHER HUB GOAL 1.1% ASIAN PACIFIC NATIVE AMERICAN
			TOTAL SPENT WITH **ADJ. HUBS 11.6%	TOTAL SPENT WITH *OTHER HUBS 1.1%	BLACK	HISPANIC	WOMAN	

T
N
S
-TC

C

DB = DEBIT (NEGATIVE AMOUNT) * = OTHER HUBS ** = ADJUSTED HUBS *** = DOLLARS REPORTED BUT NOT SHOWN IN THESE COLUMNS. SEE COVER LETTER PARA. 4
T=TREASURY, N=NON-TREASURY, S=SUBCONTRACTOR FUNDS & PROCUREMENT CARD HUB PURCHASES, TC=TERM CONTRACT, C=CONSOLIDATED. SEE PAGE 4 OF HUB REPORT FOR FUND TYPE DESCRIPTION.

233-COURT OF APPEALS - THIRTEENTH COURT-Heavy Construction Unadjusted Goal is 11.9%									
FUND TYPE	TOTAL EXPENDITURES	TOTAL SPENT WITH NON-HUBS AMOUNT/%	TOTAL SPENT WITH **ADJ. HUBS 5.5% AMOUNT/%	TOTAL SPENT WITH *OTHER HUBS 6.3% AMOUNT/%	ASIAN PACIFIC AMOUNT/%	BLACK AMOUNT/%	HISPANIC AMOUNT/%	NATIVE AMERICAN AMOUNT/%	*OTHER HUB GOAL 5.3% WOMAN AMOUNT/%

T
N
S
-TC
C

233-COURT OF APPEALS - THIRTEENTH COURT-Building Construction Unadjusted Goal is 26.1%									
FUND TYPE	TOTAL EXPENDITURES	TOTAL SPENT WITH NON-HUBS	TOTAL SPENT WITH **ADJ. HUBS 23.1%	TOTAL SPENT WITH *OTHER HUBS 1.8%	BLACK	HISPANIC	WOMAN	ASIAN PACIFIC	NATIVE AMERICAN

T
N
S
-TC
C

233-COURT OF APPEALS - THIRTEENTH COURT-Special Trade Unadjusted Goal is 57.2%									
FUND TYPE	TOTAL EXPENDITURES	TOTAL SPENT WITH NON-HUBS	TOTAL SPENT WITH **ADJ. HUBS 47.0%	TOTAL SPENT WITH *OTHER HUBS 10.2%	BLACK	HISPANIC	ASIAN PACIFIC	NATIVE AMERICAN	WOMAN

T
N
S
-TC
C

233-COURT OF APPEALS - THIRTEENTH COURT-Professional Services Unadjusted Goal is 20.0%									
FUND TYPE	TOTAL EXPENDITURES	TOTAL SPENT WITH NON-HUBS	TOTAL SPENT WITH **ADJ. HUBS 18.1%	TOTAL SPENT WITH *OTHER HUBS 1.8%	BLACK	HISPANIC	WOMAN	ASIAN PACIFIC	NATIVE AMERICAN

T
N
S
-TC
C

233-COURT OF APPEALS - THIRTEENTH COURT-Other Services Unadjusted Goal is 33.0%									
FUND TYPE	TOTAL EXPENDITURES	TOTAL SPENT WITH NON-HUBS	TOTAL SPENT WITH **ADJ. HUBS 33.0%	ASIAN PACIFIC	BLACK	HISPANIC	NATIVE AMERICAN	WOMAN	

T
N
S
-TC
C

233-COURT OF APPEALS - THIRTEENTH COURT-Commodity Purchasing Unadjusted Goal is 12.6%									
FUND TYPE	TOTAL EXPENDITURES	TOTAL SPENT WITH NON-HUBS	TOTAL SPENT WITH **ADJ. HUBS 11.5%	TOTAL SPENT WITH *OTHER HUBS 1.1%	BLACK	HISPANIC	WOMAN	ASIAN PACIFIC	NATIVE AMERICAN

T
N
S
-TC
C

DB = DEBIT (NEGATIVE AMOUNT) * = OTHER HUBS ** = ADJUSTED HUBS *** = DOLLARS REPORTED BUT NOT SHOWN IN THESE COLUMNS. SEE COVER LETTER PARA. 4
T=TREASURY, N=NON-TREASURY, S=SUBCONTRACTOR FUNDS & PROCUREMENT CARD HUB PURCHASES, TC=TERM CONTRACT, C=CONSOLIDATED. SEE PAGE 4 OF HUB REPORT FOR FUND TYPE DESCRIPTION.

234-COURT OF APPEALS - FOURTEENTH COURT-Heavy Construction Unadjusted Goal is 11.8%

FUND TYPE	TOTAL EXPENDITURES	TOTAL SPENT WITH NON-HUBS AMOUNT/%	TOTAL SPENT WITH **ADJ. HUBS 6.8% AMOUNT/%	TOTAL SPENT WITH *OTHER HUBS 5.3% AMOUNT/%	ASIAN PACIFIC AMOUNT/%	BLACK AMOUNT/%	HISPANIC AMOUNT/%	NATIVE AMERICAN AMOUNT/%	*OTHER HUB GOAL 5.3% WOMAN AMOUNT/%
T									
N									
S									
-TC									
C									

T
N
S
-TC

234-COURT OF APPEALS - FOURTEENTH COURT-Building Construction Unadjusted Goal is 26.1%

FUND TYPE	TOTAL EXPENDITURES	TOTAL SPENT WITH NON-HUBS	TOTAL SPENT WITH **ADJ. HUBS 28.1%	TOTAL SPENT WITH *OTHER HUBS 1.0%	BLACK	HISPANIC	WOMAN	ASIAN PACIFIC	NATIVE AMERICAN
T									
N									
S									
-TC									
C									

T
N
S
-TC

234-COURT OF APPEALS - FOURTEENTH COURT-Special Trade Unadjusted Goal is 57.2%

FUND TYPE	TOTAL EXPENDITURES	TOTAL SPENT WITH NON-HUBS	TOTAL SPENT WITH **ADJ. HUBS 47.0%	TOTAL SPENT WITH *OTHER HUBS 10.2%	BLACK	HISPANIC	ASIAN PACIFIC	NATIVE AMERICAN	WOMAN
T									
N									
S									
-TC									
C									

T
N
S
-TC

234-COURT OF APPEALS - FOURTEENTH COURT-Professional Services Unadjusted Goal is 20.0%

FUND TYPE	TOTAL EXPENDITURES	TOTAL SPENT WITH NON-HUBS	TOTAL SPENT WITH **ADJ. HUBS 18.1%	TOTAL SPENT WITH *OTHER HUBS 1.9%	BLACK	HISPANIC	WOMAN	ASIAN PACIFIC	NATIVE AMERICAN
T									
N									
S									
-TC									
C									

T
N
S
-TC

234-COURT OF APPEALS - FOURTEENTH COURT-Other Services Unadjusted Goal is 33.0%

FUND TYPE	TOTAL EXPENDITURES	TOTAL SPENT WITH NON-HUBS	TOTAL SPENT WITH **ADJ. HUBS 33.0%	ASIAN PACIFIC	BLACK	HISPANIC	NATIVE AMERICAN	WOMAN
T	\$5,602	\$5,602/100 %						
N								
S								
-TC								
C	\$5,602	\$5,602/100 %						

T
N
S
-TC

234-COURT OF APPEALS - FOURTEENTH COURT-Commodity Purchasing Unadjusted Goal is 12.8%

FUND TYPE	TOTAL EXPENDITURES	TOTAL SPENT WITH NON-HUBS	TOTAL SPENT WITH **ADJ. HUBS 11.5%	TOTAL SPENT WITH *OTHER HUBS 1.3%	BLACK	HISPANIC	WOMAN	ASIAN PACIFIC	NATIVE AMERICAN
T	\$46,781	\$45,021/96.2%	\$1,769/3.78%				\$1,769/3.78%		
N									
S									
-TC									
C	\$46,781	\$45,021/96.2%	\$1,769/3.78%				\$1,769/3.78%		

T
N
S
-TC

DR = DEBIT (NEGATIVE AMOUNT) * = OTHER HUBS ** = ADJUSTED HUBS *** = DOLLARS REPORTED BUT NOT SHOWN IN THESE COLUMNS. SEE COVER LETTER PARA. 4
T-TREASURY, N-NON-TREASURY, S-SUBCONTRACTOR FUNDS & PROCUREMENT CARD HUB PURCHASES, TC-TERM CONTRACT, C-CONSOLIDATED. SEE PAGE 4 OF HUB REPORT FOR FUND TYPE DESCRIPTION.

241-DISTRICT COURTS/COMPT JUDICIARY SECT-Heavy Construction Unadjusted Goal is 11.9%

FUND TYPE	TOTAL EXPENDITURES	TOTAL SPENT WITH NON-HUBS AMOUNT/%	TOTAL SPENT WITH **ADJ. HUBS 4.5%	TOTAL SPENT WITH *OTHER HUBS 9.2%	ASIAN PACIFIC AMOUNT/%	**ADJUSTED HUB GOAL 6.6%	BLACK AMOUNT/%	HISPANIC AMOUNT/%	NATIVE AMERICAN AMOUNT/%	*OTHER HUB GOAL 5.3% WOMAN AMOUNT/%
T										
N										
S										
TC										
C										

241-DISTRICT COURTS/COMPT JUDICIARY SECT-Building Construction Unadjusted Goal is 26.1%

FUND TYPE	TOTAL EXPENDITURES	TOTAL SPENT WITH NON-HUBS	TOTAL SPENT WITH **ADJ. HUBS 25.1%	TOTAL SPENT WITH *OTHER HUBS 1.0%	BLACK	**ADJUSTED HUB GOAL 25.1%	HISPANIC	WOMAN	*OTHER HUB GOAL 1.0% ASIAN PACIFIC NATIVE AMERICAN
T									
N									
S									
TC									
C									

241-DISTRICT COURTS/COMPT JUDICIARY SECT-Special Trade Unadjusted Goal is 57.2%

FUND TYPE	TOTAL EXPENDITURES	TOTAL SPENT WITH NON-HUBS	TOTAL SPENT WITH **ADJ. HUBS 47.0%	TOTAL SPENT WITH *OTHER HUBS 10.2%	BLACK	**ADJUSTED HUB GOAL 47.0%	HISPANIC	ASIAN PACIFIC	NATIVE AMERICAN	WOMAN
T										
N										
S										
TC										
C										

241-DISTRICT COURTS/COMPT JUDICIARY SECT-Professional Services Unadjusted Goal is 20.0%

FUND TYPE	TOTAL EXPENDITURES	TOTAL SPENT WITH NON-HUBS	TOTAL SPENT WITH **ADJ. HUBS 18.1%	TOTAL SPENT WITH *OTHER HUBS 1.9%	BLACK	**ADJUSTED HUB GOAL 18.1%	HISPANIC	WOMAN	*OTHER HUB GOAL 1.9% ASIAN PACIFIC NATIVE AMERICAN
T									
N									
S									
TC									
C									

241-DISTRICT COURTS/COMPT JUDICIARY SECT-Other Services Unadjusted Goal is 33.0%

FUND TYPE	TOTAL EXPENDITURES	TOTAL SPENT WITH NON-HUBS	TOTAL SPENT WITH **ADJ. HUBS 33.0%	ASIAN PACIFIC	**ADJUSTED HUB GOAL 33.0%	BLACK	HISPANIC	NATIVE AMERICAN	WOMAN
T	\$5,140	\$5,140/100 %							
N									
S									
TC									
C	\$5,140	\$5,140/100 %							

241-DISTRICT COURTS/COMPT JUDICIARY SECT-Commodity Purchasing Unadjusted Goal is 12.6%

FUND TYPE	TOTAL EXPENDITURES	TOTAL SPENT WITH NON-HUBS	TOTAL SPENT WITH **ADJ. HUBS 11.3%	TOTAL SPENT WITH *OTHER HUBS 1.1%	BLACK	**ADJUSTED HUB GOAL 11.5%	HISPANIC	WOMAN	*OTHER HUB GOAL 1.1% ASIAN PACIFIC NATIVE AMERICAN
T									
N									
S									
TC									
C									

DB = DEBIT (NEGATIVE AMOUNT) * = OTHER HUBS ** = ADJUSTED HUBS *** = DOLLARS REPORTED BUT NOT SHOWN IN THESE COLUMNS. SEE COVER LETTER PARA. 4
T-TREASURY, N=NON-TREASURY, S-SUBCONTRACTOR FUNDS & PROCUREMENT CARD HUB PURCHASES, TC-TERM CONTRACT, C-CONSOLIDATED. SEE PAGE 4 OF HUB REPORT FOR FUND TYPE DESCRIPTION.

242-COMMISSION ON JUDICIAL CONDUCT-Heavy Construction Unadjusted Goal is 11.8%

FUND TYPE	TOTAL EXPENDITURES	TOTAL SPENT WITH NON-HUBS AMOUNT/%	TOTAL SPENT WITH **ADJ. HUBS 6.6% AMOUNT/%	TOTAL SPENT WITH *OTHER HUBS 5.3% AMOUNT/%	ASIAN PACIFIC AMOUNT/%	**ADJUSTED HUB GOAL 6.6% BLACK AMOUNT/%	HISPANIC AMOUNT/%	NATIVE AMERICAN AMOUNT/%	*OTHER HUB GOAL 5.3% WOMAN AMOUNT/%
-----------	--------------------	------------------------------------	--	--	------------------------	--	-------------------	--------------------------	--

T
N
S
-TC

C

242-COMMISSION ON JUDICIAL CONDUCT-Building Construction Unadjusted Goal is 26.1%

FUND TYPE	TOTAL EXPENDITURES	TOTAL SPENT WITH NON-HUBS	TOTAL SPENT WITH **ADJ. HUBS 25.1%	TOTAL SPENT WITH *OTHER HUBS 1.0%	BLACK	**ADJUSTED HUB GOAL 25.1% HISPANIC	WOMAN	*OTHER HUB GOAL 1.0% ASIAN PACIFIC	NATIVE AMERICAN
-----------	--------------------	---------------------------	------------------------------------	-----------------------------------	-------	---------------------------------------	-------	---------------------------------------	-----------------

T
N
S
-TC

C

242-COMMISSION ON JUDICIAL CONDUCT-Special Trade Unadjusted Goal is 57.2%

FUND TYPE	TOTAL EXPENDITURES	TOTAL SPENT WITH NON-HUBS	TOTAL SPENT WITH **ADJ. HUBS 47.0%	TOTAL SPENT WITH *OTHER HUBS 10.2%	BLACK	**ADJUSTED HUB GOAL 47.0% HISPANIC	ASIAN PACIFIC	NATIVE AMERICAN	WOMAN
-----------	--------------------	---------------------------	------------------------------------	------------------------------------	-------	---------------------------------------	---------------	-----------------	-------

T
N
S
-TC

C

242-COMMISSION ON JUDICIAL CONDUCT-Professional Services Unadjusted Goal is 20.0%

FUND TYPE	TOTAL EXPENDITURES	TOTAL SPENT WITH NON-HUBS	TOTAL SPENT WITH **ADJ. HUBS 19.1%	TOTAL SPENT WITH *OTHER HUBS 1.0%	BLACK	**ADJUSTED HUB GOAL 19.1% HISPANIC	WOMAN	*OTHER HUB GOAL 1.0% ASIAN PACIFIC	NATIVE AMERICAN
-----------	--------------------	---------------------------	------------------------------------	-----------------------------------	-------	---------------------------------------	-------	---------------------------------------	-----------------

T
N
S
-TC

C

242-COMMISSION ON JUDICIAL CONDUCT-Other Services Unadjusted Goal is 33.0%

FUND TYPE	TOTAL EXPENDITURES	TOTAL SPENT WITH NON-HUBS	TOTAL SPENT WITH **ADJ. HUBS 33.0%	ASIAN PACIFIC	BLACK	**ADJUSTED HUB GOAL 33.0% HISPANIC	NATIVE AMERICAN	WOMAN
-----------	--------------------	---------------------------	------------------------------------	---------------	-------	---------------------------------------	-----------------	-------

T
N
S
-TC

C

242-COMMISSION ON JUDICIAL CONDUCT-Commodity Purchasing Unadjusted Goal is 12.6%

FUND TYPE	TOTAL EXPENDITURES	TOTAL SPENT WITH NON-HUBS	TOTAL SPENT WITH **ADJ. HUBS 11.3%	TOTAL SPENT WITH *OTHER HUBS 1.1%	BLACK	**ADJUSTED HUB GOAL 11.6% HISPANIC	WOMAN	*OTHER HUB GOAL 1.1% ASIAN PACIFIC	NATIVE AMERICAN
-----------	--------------------	---------------------------	------------------------------------	-----------------------------------	-------	---------------------------------------	-------	---------------------------------------	-----------------

T
N
S
-TC

C

DB = DEBIT (NEGATIVE AMOUNT) * = OTHER HUBS ** = ADJUSTED HUBS *** = DOLLARS REPORTED BUT NOT SHOWN IN THESE COLUMNS. SEE COVER LETTER PARA. 4
T-TREASURY, N=NON-TREASURY, S-SUBCONTRACTOR FUNDS & PROCUREMENT CARD HUB PURCHASES, TC-TERM CONTRACT, C-CONSOLIDATED. SEE PAGE 4 OF HUB REPORT FOR FUND TYPE DESCRIPTION.

FUND TYPE	TOTAL EXPENDITURES	TOTAL SPENT WITH NON-HUBS AMOUNT/%	243-STATE LAW LIBRARY-Heavy Construction Unadjusted Goal is 11.9%		**ADJUSTED HUB GOAL 6.6%				*OTHER HUB GOAL 5.3% WOMAN AMOUNT/%
			TOTAL SPENT WITH **ADJ. HUBS 6.6% AMOUNT/%	TOTAL SPENT WITH *OTHER HUBS 5.3% AMOUNT/%	ASIAN PACIFIC AMOUNT/%	BLACK AMOUNT/%	HISPANIC AMOUNT/%	NATIVE AMERICAN AMOUNT/%	

T
N
S
-TC

C

FUND TYPE	TOTAL EXPENDITURES	TOTAL SPENT WITH NON-HUBS	243-STATE LAW LIBRARY-Building Construction Unadjusted Goal is 26.1%		**ADJUSTED HUB GOAL 25.1%			*OTHER HUB GOAL 1.0%	
			TOTAL SPENT WITH **ADJ. HUBS 26.1%	TOTAL SPENT WITH *OTHER HUBS 1.0%	BLACK	HISPANIC	WOMAN	ASIAN PACIFIC	NATIVE AMERICAN

T
N
S
-TC

C

FUND TYPE	TOTAL EXPENDITURES	TOTAL SPENT WITH NON-HUBS	243-STATE LAW LIBRARY-Special Trade Unadjusted Goal is 67.2%		**ADJUSTED HUB GOAL 47.0%		*OTHER HUB GOAL 10.2%		
			TOTAL SPENT WITH **ADJ. HUBS 67.0%	TOTAL SPENT WITH *OTHER HUBS 10.2%	BLACK	HISPANIC	ASIAN PACIFIC	NATIVE AMERICAN	WOMAN

T
N
S
-TC

C

FUND TYPE	TOTAL EXPENDITURES	TOTAL SPENT WITH NON-HUBS	243-STATE LAW LIBRARY-Professional Services Unadjusted Goal is 20.0%		**ADJUSTED HUB GOAL 18.1%			*OTHER HUB GOAL 1.9%	
			TOTAL SPENT WITH **ADJ. HUBS 18.1%	TOTAL SPENT WITH *OTHER HUBS 1.9%	BLACK	HISPANIC	WOMAN	ASIAN PACIFIC	NATIVE AMERICAN

T
N
S
-TC

C

FUND TYPE	TOTAL EXPENDITURES	TOTAL SPENT WITH NON-HUBS	243-STATE LAW LIBRARY-Other Services Unadjusted Goal is 33.0%		**ADJUSTED HUB GOAL 33.0%				
			TOTAL SPENT WITH **ADJ. HUBS 33.0%	ASIAN PACIFIC	BLACK	HISPANIC	NATIVE AMERICAN	WOMAN	

T
N
S
-TC

C

FUND TYPE	TOTAL EXPENDITURES	TOTAL SPENT WITH NON-HUBS	243-STATE LAW LIBRARY-Commodity Purchasing Unadjusted Goal is 12.6%		**ADJUSTED HUB GOAL 11.6%			*OTHER HUB GOAL 1.1%	
			TOTAL SPENT WITH **ADJ. HUBS 11.6%	TOTAL SPENT WITH *OTHER HUBS 1.1%	BLACK	HISPANIC	WOMAN	ASIAN PACIFIC	NATIVE AMERICAN

T
N
S
-TC

C

DB = DEBIT (NEGATIVE AMOUNT) * = OTHER HUBS ** = ADJUSTED HUBS *** = DOLLARS REPORTED BUT NOT SHOWN IN THESE COLUMNS. SEE COVER LETTER PARA. 4
T-TREASURY, N=NON-TREASURY, S-SUBCONTRACTOR FUNDS & PROCUREMENT CARD HUB PURCHASES, TC-TERM CONTRACT, C-CONSOLIDATED. SEE PAGE 4 OF HUB REPORT FOR FUND TYPE DESCRIPTION.

300-OFFICE OF THE GOVERNOR - FISCAL-Heavy Construction Unadjusted Goal is 11.9%

FUND TYPE	TOTAL EXPENDITURES	TOTAL SPENT WITH NON-HUBS AMOUNT/%	TOTAL SPENT WITH **ADJ. HUBS 6.6% AMOUNT/%	TOTAL SPENT WITH *OTHER HUBS 5.3% AMOUNT/%	ASIAN PACIFIC AMOUNT/%	BLACK AMOUNT/%	HISPANIC AMOUNT/%	NATIVE AMERICAN AMOUNT/%	*OTHER HUB GOAL 5.3% WOMAN AMOUNT/%
T									
N									
S									
-TC									
C									

300-OFFICE OF THE GOVERNOR - FISCAL-Building Construction Unadjusted Goal is 26.1%

FUND TYPE	TOTAL EXPENDITURES	TOTAL SPENT WITH NON-HUBS	TOTAL SPENT WITH **ADJ. HUBS 25.1% AMOUNT/%	TOTAL SPENT WITH *OTHER HUBS 1.0% AMOUNT/%	BLACK AMOUNT/%	HISPANIC AMOUNT/%	WOMAN AMOUNT/%	ASIAN PACIFIC AMOUNT/%	NATIVE AMERICAN AMOUNT/%
T									
N									
S									
-TC									
C									

300-OFFICE OF THE GOVERNOR - FISCAL-Special Trade Unadjusted Goal is 57.2%

FUND TYPE	TOTAL EXPENDITURES	TOTAL SPENT WITH NON-HUBS	TOTAL SPENT WITH **ADJ. HUBS 47.0% AMOUNT/%	TOTAL SPENT WITH *OTHER HUBS 10.2% AMOUNT/%	BLACK AMOUNT/%	HISPANIC AMOUNT/%	ASIAN PACIFIC AMOUNT/%	NATIVE AMERICAN AMOUNT/%	WOMAN AMOUNT/%
T									
N									
S									
-TC									
C									

300-OFFICE OF THE GOVERNOR - FISCAL-Professional Services Unadjusted Goal is 20.0%

FUND TYPE	TOTAL EXPENDITURES	TOTAL SPENT WITH NON-HUBS	TOTAL SPENT WITH **ADJ. HUBS 18.1% AMOUNT/%	TOTAL SPENT WITH *OTHER HUBS 1.9% AMOUNT/%	BLACK AMOUNT/%	HISPANIC AMOUNT/%	WOMAN AMOUNT/%	ASIAN PACIFIC AMOUNT/%	NATIVE AMERICAN AMOUNT/%
T									
N									
S									
-TC									
C									

300-OFFICE OF THE GOVERNOR - FISCAL-Other Services Unadjusted Goal is 33.0%

FUND TYPE	TOTAL EXPENDITURES	TOTAL SPENT WITH NON-HUBS	TOTAL SPENT WITH **ADJ. HUBS 33.0% AMOUNT/%	ASIAN PACIFIC AMOUNT/%	BLACK AMOUNT/%	HISPANIC AMOUNT/%	NATIVE AMERICAN AMOUNT/%	WOMAN AMOUNT/%
T	\$1,356,496	\$1,348,043/99.4%	\$7,453/.548%			\$1,431/.105%		\$6,021/.443%
N								
S								
-TC	\$2,416	\$2,125/87.9%	\$291/12.0%					\$291/12.0%
C	\$1,356,080	\$1,348,818/99.4%	\$7,162/.528%			\$1,431/.105%		\$5,730/.423%

300-OFFICE OF THE GOVERNOR - FISCAL-Commodity Purchasing Unadjusted Goal is 12.0%

FUND TYPE	TOTAL EXPENDITURES	TOTAL SPENT WITH NON-HUBS	TOTAL SPENT WITH **ADJ. HUBS 11.5% AMOUNT/%	TOTAL SPENT WITH *OTHER HUBS 1.1% AMOUNT/%	BLACK AMOUNT/%	HISPANIC AMOUNT/%	WOMAN AMOUNT/%	ASIAN PACIFIC AMOUNT/%	NATIVE AMERICAN AMOUNT/%
T	\$67,392	\$47,515/70.5%	\$10,736/15.8%	\$8,180/13.5%	\$2,704/4.01%		\$8,031/11.8%		\$8,140/13.6%
N									
S									
-TC	\$14,392	\$14,382/100%							
C	\$52,999	\$33,123/62.4%	\$10,736/20.2%	\$8,140/17.2%	\$2,704/5.10%		\$8,031/15.1%		\$8,140/17.2%

DR = DEBIT (NEGATIVE AMOUNT) * = OTHER HUBS ** = ADJUSTED HUBS *** = DOLLARS REPORTED BUT NOT SHOWN IN THESE COLUMNS. SEE COVER LETTER PARA. 4
T-TREASURY, N-NON-TREASURY, S-SUBCONTRACTOR FUNDS & PROCUREMENT CARD HUB PURCHASES, TC-TERM CONTRACT, C-CONSOLIDATED. SEE PAGE 4 OF HUB REPORT FOR FUND TYPE DESCRIPTION.

301-OFFICE OF THE GOVERNOR-Heavy Construction Unadjusted Goal is 11.9%

FUND TYPE	TOTAL EXPENDITURES	TOTAL SPENT WITH NON-HUBS AMOUNT/%	TOTAL SPENT WITH **ADJ. HUBS 8.0% AMOUNT/%	TOTAL SPENT WITH *OTHER HUBS 5.3% AMOUNT/%	ASIAN PACIFIC AMOUNT/%	**ADJUSTED HUB GOAL 6.0% BLACK AMOUNT/%	HISPANIC AMOUNT/%	NATIVE AMERICAN AMOUNT/%	*OTHER HUB GOAL 5.3% WOMAN AMOUNT/%
-----------	--------------------	------------------------------------	--	--	------------------------	--	-------------------	--------------------------	--

T
N
S
-TC

C

301-OFFICE OF THE GOVERNOR-Building Construction Unadjusted Goal is 26.1%

FUND TYPE	TOTAL EXPENDITURES	TOTAL SPENT WITH NON-HUBS	TOTAL SPENT WITH **ADJ. HUBS 25.1%	TOTAL SPENT WITH *OTHER HUBS 1.0%	BLACK	**ADJUSTED HUB GOAL 26.1% HISPANIC	WOMAN	*OTHER HUB GOAL 1.0% ASIAN PACIFIC	NATIVE AMERICAN
-----------	--------------------	---------------------------	------------------------------------	-----------------------------------	-------	---------------------------------------	-------	---------------------------------------	-----------------

T
N
S
-TC

C

301-OFFICE OF THE GOVERNOR-Special Trade Unadjusted Goal is 57.2%

FUND TYPE	TOTAL EXPENDITURES	TOTAL SPENT WITH NON-HUBS	TOTAL SPENT WITH **ADJ. HUBS 47.0%	TOTAL SPENT WITH *OTHER HUBS 10.2%	BLACK	**ADJUSTED HUB GOAL 57.2% HISPANIC	ASIAN PACIFIC	*OTHER HUB GOAL 10.2% NATIVE AMERICAN	WOMAN
-----------	--------------------	---------------------------	------------------------------------	------------------------------------	-------	---------------------------------------	---------------	--	-------

T
N
S
-TC

C

301-OFFICE OF THE GOVERNOR-Professional Services Unadjusted Goal is 20.0%

FUND TYPE	TOTAL EXPENDITURES	TOTAL SPENT WITH NON-HUBS	TOTAL SPENT WITH **ADJ. HUBS 18.1%	TOTAL SPENT WITH *OTHER HUBS 1.9%	BLACK	**ADJUSTED HUB GOAL 20.0% HISPANIC	WOMAN	*OTHER HUB GOAL 1.9% ASIAN PACIFIC	NATIVE AMERICAN
-----------	--------------------	---------------------------	------------------------------------	-----------------------------------	-------	---------------------------------------	-------	---------------------------------------	-----------------

T
N
S
-TC

C

301-OFFICE OF THE GOVERNOR-Other Services Unadjusted Goal is 33.0%

FUND TYPE	TOTAL EXPENDITURES	TOTAL SPENT WITH NON-HUBS	TOTAL SPENT WITH **ADJ. HUBS 23.0%	ASIAN PACIFIC	**ADJUSTED HUB GOAL 33.0% BLACK	HISPANIC	NATIVE AMERICAN	WOMAN
-----------	--------------------	---------------------------	------------------------------------	---------------	------------------------------------	----------	-----------------	-------

T
N
S
-TC

C

301-OFFICE OF THE GOVERNOR-Commodity Purchasing Unadjusted Goal is 12.5%

FUND TYPE	TOTAL EXPENDITURES	TOTAL SPENT WITH NON-HUBS	TOTAL SPENT WITH **ADJ. HUBS 11.5%	TOTAL SPENT WITH *OTHER HUBS 1.1%	BLACK	**ADJUSTED HUB GOAL 12.5% HISPANIC	WOMAN	*OTHER HUB GOAL 1.1% ASIAN PACIFIC	NATIVE AMERICAN
-----------	--------------------	---------------------------	------------------------------------	-----------------------------------	-------	---------------------------------------	-------	---------------------------------------	-----------------

T
N
S
-TC

C

DB = DEBIT (NEGATIVE AMOUNT) * = OTHER HUBS ** = ADJUSTED HUBS *** = DOLLARS REPORTED BUT NOT SHOWN IN THESE COLUMNS. SEE COVER LETTER PARA. 4
T-TREASURY, N-NON-TREASURY, S-SUBCONTRACTOR FUNDS & PROCUREMENT CARD HUB PURCHASES, TC-TERM CONTRACT, C-CONSOLIDATED. SEE PAGE 4 OF HUB REPORT FOR FUND TYPE DESCRIPTION.

302-OFFICE OF THE ATTORNEY GENERAL-Heavy Construction Unadjusted Goal is 11.9%

FUND TYPE	TOTAL EXPENDITURES	TOTAL SPENT WITH NON-HUBS AMOUNT/%	TOTAL SPENT WITH **ADJ. HUBS 8.4% AMOUNT/%	TOTAL SPENT WITH *OTHER HUBS 5.3% AMOUNT/%	ASIAN PACIFIC AMOUNT/%	**ADJUSTED HUB GOAL 6.6% BLACK AMOUNT/%	HISPANIC AMOUNT/%	NATIVE AMERICAN AMOUNT/%	*OTHER HUB GOAL 5.3% WOMAN AMOUNT/%
T	\$1,180	\$1,180/100 %							
N									
S									
-TC									
C	\$1,180	\$1,180/100 %							

302-OFFICE OF THE ATTORNEY GENERAL-Building Construction Unadjusted Goal is 26.1%

FUND TYPE	TOTAL EXPENDITURES	TOTAL SPENT WITH NON-HUBS	TOTAL SPENT WITH **ADJ. HUBS 25.1%	TOTAL SPENT WITH *OTHER HUBS 1.0%	BLACK	**ADJUSTED HUB GOAL 25.1% HISPANIC	WOMAN	*OTHER HUB GOAL 1.0% ASIAN PACIFIC	NATIVE AMERICAN
T									
N									
S									
-TC									
C									

302-OFFICE OF THE ATTORNEY GENERAL-Special Trade Unadjusted Goal is 57.2%

FUND TYPE	TOTAL EXPENDITURES	TOTAL SPENT WITH NON-HUBS	TOTAL SPENT WITH **ADJ. HUBS 57.0%	TOTAL SPENT WITH *OTHER HUBS 10.2% \$2,192/2.66%	BLACK	**ADJUSTED HUB GOAL 47.0% HISPANIC	WOMAN	*OTHER HUB GOAL 10.2% ASIAN PACIFIC	NATIVE AMERICAN
T	\$82,352	\$80,180/97.3%							
N									
S									
-TC									
C	\$82,352	\$80,180/97.3%		\$2,192/2.66%					\$2,192/2.66%

302-OFFICE OF THE ATTORNEY GENERAL-Professional Services Unadjusted Goal is 20.0%

FUND TYPE	TOTAL EXPENDITURES	TOTAL SPENT WITH NON-HUBS	TOTAL SPENT WITH **ADJ. HUBS 18.1%	TOTAL SPENT WITH *OTHER HUBS 1.9%	BLACK	**ADJUSTED HUB GOAL 18.1% HISPANIC	WOMAN	*OTHER HUB GOAL 1.9% ASIAN PACIFIC	NATIVE AMERICAN
T	\$120	\$120/100 %							
N									
S									
-TC									
C	\$120	\$120/100 %							

302-OFFICE OF THE ATTORNEY GENERAL-Other Services Unadjusted Goal is 33.0%

FUND TYPE	TOTAL EXPENDITURES	TOTAL SPENT WITH NON-HUBS	TOTAL SPENT WITH **ADJ. HUBS 33.0%	TOTAL SPENT WITH *OTHER HUBS 1.1%	ASIAN PACIFIC	BLACK	**ADJUSTED HUB GOAL 33.0% HISPANIC	NATIVE AMERICAN	WOMAN
T	\$29,832,867	\$26,926,704/91.4%	\$2,507,162/8.51%		\$875,713/2.97%	\$68,268/.231%	\$87,638/.331%		\$1,485,551/4.87%
N									
S	***	***	\$1,525,761/11.7%			\$785/.004%	\$1,378,389/8.36%		\$648,646/3.33%
-TC	\$82,075	\$80,181/97.6%	\$1,915/2.33%				\$1,915/2.33%		
C	\$29,350,791	\$26,845,543/91.4%	\$4,431,008/15.0%		\$875,713/2.98%	\$69,023/.235%	\$1,472,073/5.01%		\$2,014,157/5.88%

302-OFFICE OF THE ATTORNEY GENERAL-Commodity Purchasing Unadjusted Goal is 12.6%

FUND TYPE	TOTAL EXPENDITURES	TOTAL SPENT WITH NON-HUBS	TOTAL SPENT WITH **ADJ. HUBS 11.5%	TOTAL SPENT WITH *OTHER HUBS 1.1%	BLACK	**ADJUSTED HUB GOAL 11.5% HISPANIC	WOMAN	*OTHER HUB GOAL 1.1% ASIAN PACIFIC	NATIVE AMERICAN
T	\$10,371,309	\$6,248,823/60.2%	\$470,046/4.53%	\$3,652,640/35.2%	\$74,414/.717%	\$154,395/1.48%	\$241,236/2.32%	\$3,652,157/35.2%	\$483/.004%
N									
S	***	***	\$2,271/.372%				\$2,271/.372%		
-TC	\$1,204,668	\$1,188,659/97.0%	\$35,414/2.93%	\$594/.049%	\$346/.028%		\$35,068/2.91%	\$110/.009%	\$483/.040%
C	\$9,166,641	\$5,079,963/55.4%	\$438,902/4.76%	\$3,852,048/39.8%	\$74,068/.808%	\$164,395/1.68%	\$208,434/2.27%	\$3,652,046/39.8%	

DR = DEBIT (NEGATIVE AMOUNT) * = OTHER HUBS ** = ADJUSTED HUBS *** = DOLLARS REPORTED BUT NOT SHOWN IN THESE COLUMNS. SEE COVER LETTER PARA. 4
T=TREASURY, N=NON-TREASURY, S=SUBCONTRACTOR FUNDS & PROCUREMENT CARD HUB PURCHASES, TC=TERM CONTRACT, C=CONSOLIDATED. SEE PAGE 4 OF HUB REPORT FOR FUND TYPE DESCRIPTION.

303-TX BUILDING & PROCUREMENT COMMISSION-Heavy Construction Unadjusted Goal is 11.9%				
FUND TYPE	TOTAL EXPENDITURES	TOTAL SPENT WITH NON-HUBS AMOUNT/%	TOTAL SPENT WITH **ADJ. HUBS 8.6% AMOUNT/%	TOTAL SPENT WITH *OTHER HUBS 3.3% AMOUNT/%
T	\$31,974	\$30,283/94.6%	\$1,685/5.30%	
N				
S				
-TC				
C	\$31,974	\$30,283/94.6%	\$1,685/5.30%	

303-TX BUILDING & PROCUREMENT COMMISSION-Building Construction Unadjusted Goal is 26.1%				
FUND TYPE	TOTAL EXPENDITURES	TOTAL SPENT WITH NON-HUBS	TOTAL SPENT WITH **ADJ. HUBS 25.1%	TOTAL SPENT WITH *OTHER HUBS 1.0%
T	\$12,738,592	\$11,322,389/88.8%	\$1,412,756/11.0%	\$3,448/.027%
N				
S	***	***	\$2,488,509/19.5%	\$891,828/5.42%
-TC	\$2,907	\$2,907/100%		
C	\$12,735,684	\$11,319,492/88.8%	\$3,901,265/30.6%	\$695,074/5.45%

303-TX BUILDING & PROCUREMENT COMMISSION-Special Trade Unadjusted Goal is 57.2%				
FUND TYPE	TOTAL EXPENDITURES	TOTAL SPENT WITH NON-HUBS	TOTAL SPENT WITH **ADJ. HUBS 47.0%	TOTAL SPENT WITH *OTHER HUBS 10.2%
T	\$3,833,225	\$3,358,626/86.3%	\$65,296/1.66%	\$611,302/12.9%
N				
S				
-TC	\$108,752	\$68,421/64.0%	\$38,330/35.8%	
C	\$3,826,472	\$3,288,204/85.8%	\$26,965/.704%	\$511,302/13.3%

303-TX BUILDING & PROCUREMENT COMMISSION-Professional Services Unadjusted Goal is 20.0%				
FUND TYPE	TOTAL EXPENDITURES	TOTAL SPENT WITH NON-HUBS	TOTAL SPENT WITH **ADJ. HUBS 18.1%	TOTAL SPENT WITH *OTHER HUBS 1.9%
T	\$118,927	\$116,897/98.2%	\$2,030/1.70%	
N				
S	***	***	\$108,011/89.9%	\$7,453/6.32%
-TC	\$31	\$31/100%		
C	\$118,896	\$116,866/98.2%	\$108,041/90.8%	\$7,453/6.26%

303-TX BUILDING & PROCUREMENT COMMISSION-Other Services Unadjusted Goal is 33.0%				
FUND TYPE	TOTAL EXPENDITURES	TOTAL SPENT WITH NON-HUBS	TOTAL SPENT WITH **ADJ. HUBS 33.0%	TOTAL SPENT WITH *OTHER HUBS 0.0%
T	\$4,262,277	\$3,807,638/89.4%	\$654,741/15.3%	
N				
S	***	***	\$763/.088%	
-TC	\$4,455	\$4,266/95.7%	\$189/4.24%	
C	\$4,257,821	\$3,803,288/89.4%	\$655,306/15.3%	

303-TX BUILDING & PROCUREMENT COMMISSION-Commodity Purchasing Unadjusted Goal is 12.6%				
FUND TYPE	TOTAL EXPENDITURES	TOTAL SPENT WITH NON-HUBS	TOTAL SPENT WITH **ADJ. HUBS 11.6%	TOTAL SPENT WITH *OTHER HUBS 1.1%
T	\$3,757,913	\$2,491,437/66.3%	\$679,393/18.0%	\$187,082/4.97%
N				
S	***	***	\$47,488/10.5%	\$5,425/.513%
-TC	\$1,058,040	\$781,024/73.9%	\$269,590/25.5%	
C	\$2,701,872	\$2,110,413/78.1%	\$457,291/16.9%	\$181,657/6.72%

DB = DEBIT (NEGATIVE AMOUNT) * = OTHER HUBS ** = ADJUSTED HUBS *** = DOLLARS REPORTED BUT NOT SHOWN IN THESE COLUMNS. SEE COVER LETTER PARA. 4
T=TREASURY, N=NON-TREASURY, S=SUBCONTRACTOR FUNDS & PROCUREMENT CARD HUB PURCHASES, TC=TERM CONTRACT, C=CONSOLIDATED. SEE PAGE 4 OF HUB REPORT FOR FUND TYPE DESCRIPTION.

304-COMPTROLLER OF PUBLIC ACCOUNTS-Heavy Construction Unadjusted Goal is 11.9%									
FUND TYPE	TOTAL EXPENDITURES	TOTAL SPENT WITH NON-HUBS AMOUNT/%	TOTAL SPENT WITH **ADJ. HUBS 6.6%	TOTAL SPENT WITH *OTHER HUBS 5.3%	ASIAN PACIFIC AMOUNT/%	**ADJUSTED HUB GOAL 6.6% BLACK AMOUNT/%	HISPANIC AMOUNT/%	NATIVE AMERICAN AMOUNT/%	*OTHER HUB GOAL 5.3% WOMAN AMOUNT/%

T
N
S
-TC

C

304-COMPTROLLER OF PUBLIC ACCOUNTS-Building Construction Unadjusted Goal is 26.1%									
FUND TYPE	TOTAL EXPENDITURES	TOTAL SPENT WITH NON-HUBS	TOTAL SPENT WITH **ADJ. HUBS 25.1%	TOTAL SPENT WITH *OTHER HUBS 1.0%	BLACK	**ADJUSTED HUB GOAL 25.1% HISPANIC	WOMAN	ASIAN PACIFIC	*OTHER HUB GOAL 1.0% NATIVE AMERICAN

T
N
S
-TC

C

304-COMPTROLLER OF PUBLIC ACCOUNTS-Special Trade Unadjusted Goal is 57.2%									
FUND TYPE	TOTAL EXPENDITURES	TOTAL SPENT WITH NON-HUBS	TOTAL SPENT WITH **ADJ. HUBS 47.6%	TOTAL SPENT WITH *OTHER HUBS 10.2%	BLACK	**ADJUSTED HUB GOAL 47.0% HISPANIC	ASIAN PACIFIC	*OTHER HUB GOAL 10.2% NATIVE AMERICAN	WOMAN

T
N
S
-TC

C

304-COMPTROLLER OF PUBLIC ACCOUNTS-Professional Services Unadjusted Goal is 20.0%									
FUND TYPE	TOTAL EXPENDITURES	TOTAL SPENT WITH NON-HUBS	TOTAL SPENT WITH **ADJ. HUBS 18.1%	TOTAL SPENT WITH *OTHER HUBS 1.9%	BLACK	**ADJUSTED HUB GOAL 18.1% HISPANIC	WOMAN	ASIAN PACIFIC	*OTHER HUB GOAL 1.9% NATIVE AMERICAN

T
N
S
-TC

C

304-COMPTROLLER OF PUBLIC ACCOUNTS-Other Services Unadjusted Goal is 33.0%									
FUND TYPE	TOTAL EXPENDITURES	TOTAL SPENT WITH NON-HUBS	TOTAL SPENT WITH **ADJ. HUBS 33.0%	ASIAN PACIFIC	BLACK	**ADJUSTED HUB GOAL 33.0% HISPANIC	NATIVE AMERICAN	WOMAN	

T
N
S
-TC

C

304-COMPTROLLER OF PUBLIC ACCOUNTS-Commodity Purchasing Unadjusted Goal is 12.6%									
FUND TYPE	TOTAL EXPENDITURES	TOTAL SPENT WITH NON-HUBS	TOTAL SPENT WITH **ADJ. HUBS 11.5%	TOTAL SPENT WITH *OTHER HUBS 1.1%	BLACK	**ADJUSTED HUB GOAL 11.5% HISPANIC	WOMAN	ASIAN PACIFIC	*OTHER HUB GOAL 1.1% NATIVE AMERICAN

T
N
S
-TC

C

DB = DEBIT (NEGATIVE AMOUNT) * = OTHER HUBS ** = ADJUSTED HUBS *** = DOLLARS REPORTED BUT NOT SHOWN IN THESE COLUMNS. SEE COVER LETTER PARA. 4
T=TREASURY, N=NON-TREASURY, S=SUBCONTRACTOR FUNDS & PROCUREMENT CARD HUB PURCHASES, TC=TERM CONTRACT, C=CONSOLIDATED. SEE PAGE 4 OF HUB REPORT FOR FUND TYPE DESCRIPTION.

305-GENERAL LAND OFFICE-Heavy Construction Unadjusted Goal is 11.8%

FUND TYPE	TOTAL EXPENDITURES	TOTAL SPENT WITH NON-HUBS AMOUNT/%	TOTAL SPENT WITH **ADJ. HUBS 6.6% AMOUNT/%	TOTAL SPENT WITH *OTHER HUBS 5.3% AMOUNT/%	**ADJUSTED HUB GOAL 6.6%				*OTHER HUB GOAL 5.3%	
					ASIAN PACIFIC AMOUNT/%	BLACK AMOUNT/%	HISPANIC AMOUNT/%	NATIVE AMERICAN AMOUNT/%	WOMAN AMOUNT/%	
T	\$460	\$460/100 %								
N										
S										
-TC										
C	\$460	\$460/100 %								

305-GENERAL LAND OFFICE-Building Construction Unadjusted Goal is 28.1%

FUND TYPE	TOTAL EXPENDITURES	TOTAL SPENT WITH NON-HUBS	TOTAL SPENT WITH **ADJ. HUBS 28.1% AMOUNT/%	TOTAL SPENT WITH *OTHER HUBS 1.0% AMOUNT/%	**ADJUSTED HUB GOAL 28.1%			*OTHER HUB GOAL 1.0%	
					BLACK	HISPANIC	WOMAN	ASIAN PACIFIC	NATIVE AMERICAN
T	\$4,120	\$4,120/100 %							
N									
S									
-TC									
C	\$4,120	\$4,120/100 %							

305-GENERAL LAND OFFICE-Special Trade Unadjusted Goal is 57.2%

FUND TYPE	TOTAL EXPENDITURES	TOTAL SPENT WITH NON-HUBS	TOTAL SPENT WITH **ADJ. HUBS 47.0% AMOUNT/%	TOTAL SPENT WITH *OTHER HUBS 10.2% AMOUNT/%	**ADJUSTED HUB GOAL 47.0%		*OTHER HUB GOAL 10.2%		
					BLACK	HISPANIC	ASIAN PACIFIC	NATIVE AMERICAN	WOMAN
T	\$3,066	\$2,066/100 %							
N									
S									
-TC									
C	\$3,066	\$2,066/100 %							

305-GENERAL LAND OFFICE-Professional Services Unadjusted Goal is 20.0%

FUND TYPE	TOTAL EXPENDITURES	TOTAL SPENT WITH NON-HUBS	TOTAL SPENT WITH **ADJ. HUBS 18.1% AMOUNT/%	TOTAL SPENT WITH *OTHER HUBS 1.8% AMOUNT/%	**ADJUSTED HUB GOAL 18.1%			*OTHER HUB GOAL 1.8%	
					BLACK	HISPANIC	WOMAN	ASIAN PACIFIC	NATIVE AMERICAN
T	\$631,071	\$631,071/100 %							
N									
S									
-TC									
C	\$631,071	\$631,071/100 %							

305-GENERAL LAND OFFICE-Other Services Unadjusted Goal is 33.0%

FUND TYPE	TOTAL EXPENDITURES	TOTAL SPENT WITH NON-HUBS	TOTAL SPENT WITH **ADJ. HUBS 33.0% AMOUNT/%	**ADJUSTED HUB GOAL 33.0%				
				ASIAN PACIFIC	BLACK	HISPANIC	NATIVE AMERICAN	WOMAN
T	\$7,181,680	\$6,980,770/97.6%	\$170,810/2.38%	\$61,916/.864%	\$44,381/.618%	\$3,367/.047%	\$6,428/.089%	\$64,708/.763%
N								
S	***	***						
-TC	\$5,981	\$7,820/87.0%	\$1,161/12.9%					\$1,161/12.9%
C	\$7,152,599	\$6,982,949/97.6%	\$168,649/2.37%	\$61,915/.865%	\$44,391/.620%	\$3,387/.047%	\$6,428/.089%	\$63,545/.748%

305-GENERAL LAND OFFICE-Commodity Purchasing Unadjusted Goal is 12.6%

FUND TYPE	TOTAL EXPENDITURES	TOTAL SPENT WITH NON-HUBS	TOTAL SPENT WITH **ADJ. HUBS 11.3% AMOUNT/%	TOTAL SPENT WITH *OTHER HUBS 1.1% AMOUNT/%	**ADJUSTED HUB GOAL 11.3%			*OTHER HUB GOAL 1.1%	
					BLACK	HISPANIC	WOMAN	ASIAN PACIFIC	NATIVE AMERICAN
T	\$1,587,385	\$1,181,712/72.7%	\$308,709/19.3%	\$126,843/7.94%	\$22,525/1.41%	\$46,000/2.75%	\$242,183/15.1%	\$126,287/7.96%	\$668/.041%
N									
S	***	***	\$15,398/48.0%	\$5/.014%		\$6,270/18.3%	\$10,128/29.7%	\$5/.014%	
-TC	\$146,170	\$145,522/99.5%	\$648/.443%			\$648/.443%			
C	\$1,451,194	\$1,016,190/70.0%	\$324,459/22.3%	\$126,948/8.74%	\$22,525/1.55%	\$60,270/3.46%	\$251,684/17.3%	\$126,282/8.70%	\$668/.045%

DS = DEBIT (NEGATIVE AMOUNT) * = OTHER HUBS ** = ADJUSTED HUBS *** = DOLLARS REPORTED BUT NOT SHOWN IN THESE COLUMNS. SEE COVER LETTER PARA. 4
T: TREASURY, N: NON-TREASURY, S: SUBCONTRACTOR FUNDS & PROCUREMENT CARD HUB PURCHASES, TC: TERM CONTRACT, C: CONSOLIDATED. SEE PAGE 4 OF HUB REPORT FOR FUND TYPE DESCRIPTION.

306-TX STATE LIBRARY & ARCHIVES COMM-Heavy Construction Unadjusted Goal is 11.8%

FUND TYPE	TOTAL EXPENDITURES	TOTAL SPENT WITH NON-HUBS AMOUNT/%	TOTAL SPENT WITH **ADJ. HUBS 8.6% AMOUNT/%	TOTAL SPENT WITH *OTHER HUBS 3.3% AMOUNT/%	ASIAN PACIFIC AMOUNT/%	BLACK AMOUNT/%	HISPANIC AMOUNT/%	NATIVE AMERICAN AMOUNT/%	*OTHER HUB GOAL 5.3% WOMAN AMOUNT/%
-----------	--------------------	------------------------------------	--	--	------------------------	----------------	-------------------	--------------------------	-------------------------------------

T
N
S
-TC

C

306-TX STATE LIBRARY & ARCHIVES COMM-Building Construction Unadjusted Goal is 26.1%

FUND TYPE	TOTAL EXPENDITURES	TOTAL SPENT WITH NON-HUBS	TOTAL SPENT WITH **ADJ. HUBS 25.1%	TOTAL SPENT WITH *OTHER HUBS 1.0%	BLACK	HISPANIC	WOMAN	ASIAN PACIFIC	NATIVE AMERICAN
-----------	--------------------	---------------------------	------------------------------------	-----------------------------------	-------	----------	-------	---------------	-----------------

T
N
S
-TC

C

306-TX STATE LIBRARY & ARCHIVES COMM-Special Trade Unadjusted Goal is 57.2%

FUND TYPE	TOTAL EXPENDITURES	TOTAL SPENT WITH NON-HUBS	TOTAL SPENT WITH **ADJ. HUBS 47.0%	TOTAL SPENT WITH *OTHER HUBS 10.2%	BLACK	HISPANIC	ASIAN PACIFIC	NATIVE AMERICAN	WOMAN
-----------	--------------------	---------------------------	------------------------------------	------------------------------------	-------	----------	---------------	-----------------	-------

T
N
S
-TC

C

306-TX STATE LIBRARY & ARCHIVES COMM-Professional Services Unadjusted Goal is 20.0%

FUND TYPE	TOTAL EXPENDITURES	TOTAL SPENT WITH NON-HUBS	TOTAL SPENT WITH **ADJ. HUBS 18.1%	TOTAL SPENT WITH *OTHER HUBS 1.9%	BLACK	HISPANIC	WOMAN	ASIAN PACIFIC	NATIVE AMERICAN
-----------	--------------------	---------------------------	------------------------------------	-----------------------------------	-------	----------	-------	---------------	-----------------

T
N
S
-TC

C

306-TX STATE LIBRARY & ARCHIVES COMM-Other Services Unadjusted Goal is 33.0%

FUND TYPE	TOTAL EXPENDITURES	TOTAL SPENT WITH NON-HUBS	TOTAL SPENT WITH **ADJ. HUBS 33.0%	ASIAN PACIFIC	BLACK	HISPANIC	NATIVE AMERICAN	WOMAN
-----------	--------------------	---------------------------	------------------------------------	---------------	-------	----------	-----------------	-------

T
N
S
-TC

C

306-TX STATE LIBRARY & ARCHIVES COMM-Commodity Purchasing Unadjusted Goal is 12.6%

FUND TYPE	TOTAL EXPENDITURES	TOTAL SPENT WITH NON-HUBS	TOTAL SPENT WITH **ADJ. HUBS 11.5%	TOTAL SPENT WITH *OTHER HUBS 1.1%	BLACK	HISPANIC	WOMAN	ASIAN PACIFIC	NATIVE AMERICAN
-----------	--------------------	---------------------------	------------------------------------	-----------------------------------	-------	----------	-------	---------------	-----------------

T
N
S
-TC

C

DB = DEBIT (NEGATIVE AMOUNT) * = OTHER HUBS ** = ADJUSTED HUBS *** = DOLLARS REPORTED BUT NOT SHOWN IN THESE COLUMNS. SEE COVER LETTER PARA. 4
T=TREASURY, N=NON-TREASURY, S=SUBCONTRACTOR FUNDS & PROCUREMENT CARD HUB PURCHASES, TC=TEAM CONTRACT, C=CONSOLIDATED. SEE PAGE 4 OF HUB REPORT FOR FUND TYPE DESCRIPTION.

307-SECRETARY OF STATE-Heavy Construction Unadjusted Goal is 11.9%

FUND TYPE	TOTAL EXPENDITURES	TOTAL SPENT WITH NON-HUBS AMOUNT/%	TOTAL SPENT WITH **ADJ. HUBS 6.6% AMOUNT/%	TOTAL SPENT WITH *OTHER HUBS 5.3% AMOUNT/%	**ADJUSTED HUB GOAL 6.6%				*OTHER HUB GOAL 5.3% WOMAN AMOUNT/%
					ASIAN PACIFIC AMOUNT/%	BLACK AMOUNT/%	HISPANIC AMOUNT/%	NATIVE AMERICAN AMOUNT/%	

T
N
S
-TC
C

307-SECRETARY OF STATE-Building Construction Unadjusted Goal is 26.1%

FUND TYPE	TOTAL EXPENDITURES	TOTAL SPENT WITH NON-HUBS	TOTAL SPENT WITH **ADJ. HUBS 25.1%	TOTAL SPENT WITH *OTHER HUBS 1.0%	**ADJUSTED HUB GOAL 25.1%			*OTHER HUB GOAL 1.0%	
					BLACK	HISPANIC	WOMAN	ASIAN PACIFIC	NATIVE AMERICAN

T
N
S
-TC
C

307-SECRETARY OF STATE-Special Trade Unadjusted Goal is 57.2%

FUND TYPE	TOTAL EXPENDITURES	TOTAL SPENT WITH NON-HUBS	TOTAL SPENT WITH **ADJ. HUBS 47.0%	TOTAL SPENT WITH *OTHER HUBS 10.2%	**ADJUSTED HUB GOAL 47.0%		*OTHER HUB GOAL 10.2%		
					BLACK	HISPANIC	ASIAN PACIFIC	NATIVE AMERICAN	WOMAN

T
N
S
-TC
C

307-SECRETARY OF STATE-Professional Services Unadjusted Goal is 20.0%

FUND TYPE	TOTAL EXPENDITURES	TOTAL SPENT WITH NON-HUBS	TOTAL SPENT WITH **ADJ. HUBS 18.1%	TOTAL SPENT WITH *OTHER HUBS 1.8%	**ADJUSTED HUB GOAL 18.1%			*OTHER HUB GOAL 1.8%	
					BLACK	HISPANIC	WOMAN	ASIAN PACIFIC	NATIVE AMERICAN

T
N
S
-TC
C

307-SECRETARY OF STATE-Other Services Unadjusted Goal is 33.0%

FUND TYPE	TOTAL EXPENDITURES	TOTAL SPENT WITH NON-HUBS	TOTAL SPENT WITH **ADJ. HUBS 33.0%	**ADJUSTED HUB GOAL 33.0%				
				ASIAN PACIFIC	BLACK	HISPANIC	NATIVE AMERICAN	WOMAN

T
N
S
-TC
C

307-SECRETARY OF STATE-Commodity Purchasing Unadjusted Goal is 12.6%

FUND TYPE	TOTAL EXPENDITURES	TOTAL SPENT WITH NON-HUBS	TOTAL SPENT WITH **ADJ. HUBS 11.5%	TOTAL SPENT WITH *OTHER HUBS 1.1%	**ADJUSTED HUB GOAL 11.5%			*OTHER HUB GOAL 1.1%	
					BLACK	HISPANIC	WOMAN	ASIAN PACIFIC	NATIVE AMERICAN

T
N
S
-TC
C

DB = DEBIT (NEGATIVE AMOUNT) * = OTHER HUBS ** = ADJUSTED HUBS *** = DOLLARS REPORTED BUT NOT SHOWN IN THESE COLUMNS. SEE COVER LETTER PARA. 4
T=TREASURY, N=NON-TREASURY, S=SUBCONTRACTOR FUNDS & PROCUREMENT CARD HUB PURCHASES, TC=TEAM CONTRACT, C=CONSOLIDATED. SEE PAGE 4 OF HUB REPORT FOR FUND TYPE DESCRIPTION.

308-STATE AUDITOR-Heavy Construction Unadjusted Goal is 11.9%

FUND TYPE	TOTAL EXPENDITURES	TOTAL SPENT WITH NON-HUBS AMOUNT/%	TOTAL SPENT WITH **ADJ. HUBS 6.6% AMOUNT/%	TOTAL SPENT WITH *OTHER HUBS 5.3% AMOUNT/%	ASIAN PACIFIC AMOUNT/%	**ADJUSTED HUB GOAL 6.6% BLACK AMOUNT/%	HISPANIC AMOUNT/%	NATIVE AMERICAN AMOUNT/%	*OTHER HUB GOAL 5.3% WOMAN AMOUNT/%
T									
N									
S									
-TC									
C									

308-STATE AUDITOR-Building Construction Unadjusted Goal is 28.1%

FUND TYPE	TOTAL EXPENDITURES	TOTAL SPENT WITH NON-HUBS	TOTAL SPENT WITH **ADJ. HUBS 25.1% AMOUNT/%	TOTAL SPENT WITH *OTHER HUBS 1.8% AMOUNT/%	BLACK AMOUNT/%	**ADJUSTED HUB GOAL 25.1% HISPANIC AMOUNT/%	WOMAN AMOUNT/%	*OTHER HUB GOAL 1.8% ASIAN PACIFIC AMOUNT/%	NATIVE AMERICAN AMOUNT/%
T									
N									
S									
-TC									
C									

308-STATE AUDITOR-Special Trade Unadjusted Goal is 57.2%

FUND TYPE	TOTAL EXPENDITURES	TOTAL SPENT WITH NON-HUBS	TOTAL SPENT WITH **ADJ. HUBS 47.0% AMOUNT/%	TOTAL SPENT WITH *OTHER HUBS 10.2% AMOUNT/%	BLACK AMOUNT/%	**ADJUSTED HUB GOAL 47.0% HISPANIC AMOUNT/%	ASIAN PACIFIC AMOUNT/%	NATIVE AMERICAN AMOUNT/%	WOMAN AMOUNT/%
T									
N									
S									
-TC									
C									

308-STATE AUDITOR-Professional Services Unadjusted Goal is 20.0%

FUND TYPE	TOTAL EXPENDITURES	TOTAL SPENT WITH NON-HUBS	TOTAL SPENT WITH **ADJ. HUBS 18.1% AMOUNT/%	TOTAL SPENT WITH *OTHER HUBS 1.9% AMOUNT/%	BLACK AMOUNT/%	**ADJUSTED HUB GOAL 18.1% HISPANIC AMOUNT/%	WOMAN AMOUNT/%	*OTHER HUB GOAL 1.9% ASIAN PACIFIC AMOUNT/%	NATIVE AMERICAN AMOUNT/%
T	\$1,417,178	\$1,417,178/100 %							
N									
S	***	***	\$342,802/24.1%		\$84,240/5.94%	\$258,562/18.2%			
-TC									
C	\$1,417,178	\$1,417,178/100 %	\$342,802/24.1%		\$84,240/5.94%	\$258,562/18.2%			

308-STATE AUDITOR-Other Services Unadjusted Goal is 33.0%

FUND TYPE	TOTAL EXPENDITURES	TOTAL SPENT WITH NON-HUBS	TOTAL SPENT WITH **ADJ. HUBS 33.0% AMOUNT/%	ASIAN PACIFIC AMOUNT/%	BLACK AMOUNT/%	**ADJUSTED HUB GOAL 33.0% HISPANIC AMOUNT/%	NATIVE AMERICAN AMOUNT/%	WOMAN AMOUNT/%
T	\$282,373	\$209,883/74.2%	\$72,890/25.7%	\$19,485/5.88%		\$22,233/7.85%		\$31,272/11.0%
N								
S								
-TC	\$505	\$505/100 %						
C	\$282,468	\$209,478/74.1%	\$72,890/25.8%	\$19,485/5.89%		\$22,233/7.87%		\$31,272/11.0%

308-STATE AUDITOR-Commodity Purchasing Unadjusted Goal is 12.8%

FUND TYPE	TOTAL EXPENDITURES	TOTAL SPENT WITH NON-HUBS	TOTAL SPENT WITH **ADJ. HUBS 11.5% AMOUNT/%	TOTAL SPENT WITH *OTHER HUBS 1.1% AMOUNT/%	BLACK AMOUNT/%	**ADJUSTED HUB GOAL 11.5% HISPANIC AMOUNT/%	WOMAN AMOUNT/%	*OTHER HUB GOAL 1.1% ASIAN PACIFIC AMOUNT/%	NATIVE AMERICAN AMOUNT/%
T	\$402,876	\$274,972/68.2%	\$86,732/21.2%	\$42,371/10.5%			\$85,732/21.2%	\$42,371/10.5%	
N									
S									
-TC	\$27,259	\$27,259/100 %							
C	\$375,616	\$247,612/65.8%	\$86,732/22.8%	\$42,371/11.2%			\$85,732/22.8%	\$42,371/11.2%	

D6 = DEBIT (NEGATIVE AMOUNT) * = OTHER HUBS ** = ADJUSTED HUBS *** = DOLLARS REPORTED BUT NOT SHOWN IN THESE COLUMNS. SEE COVER LETTER PARA. 4
T=TREASURY, N=NON-TREASURY, S=SUBCONTRACTOR FUNDS & PROCUREMENT CARD HUB PURCHASES, TC=TERM CONTRACT, C=CONSOLIDATED. SEE PAGE 4 OF HUB REPORT FOR FUND TYPE DESCRIPTION.

310-TREASURY DEPARTMENT (SEE #304)-Heavy Construction Unadjusted Goal is 11.9%

FUND TYPE	TOTAL EXPENDITURES	TOTAL SPENT WITH NON-HUBS AMOUNT/%	TOTAL SPENT WITH **ADJ. HUBS 8.3% AMOUNT/%	TOTAL SPENT WITH *OTHER HUBS 3.3% AMOUNT/%	**ADJUSTED HUB GOAL 8.6%				*OTHER HUB GOAL 5.3%
					ASIAN PACIFIC AMOUNT/%	BLACK AMOUNT/%	HISPANIC AMOUNT/%	NATIVE AMERICAN AMOUNT/%	WOMAN AMOUNT/%

T
N
S
-TC

C

310-TREASURY DEPARTMENT (SEE #304)-Building Construction Unadjusted Goal is 28.1%

FUND TYPE	TOTAL EXPENDITURES	TOTAL SPENT WITH NON-HUBS	TOTAL SPENT WITH **ADJ. HUBS 25.1%	TOTAL SPENT WITH *OTHER HUBS 1.0%	**ADJUSTED HUB GOAL 26.1%			*OTHER HUB GOAL 1.0%	
					BLACK	HISPANIC	WOMAN	ASIAN PACIFIC	NATIVE AMERICAN

T
N
S
-TC

C

310-TREASURY DEPARTMENT (SEE #304)-Special Trade Unadjusted Goal is 67.2%

FUND TYPE	TOTAL EXPENDITURES	TOTAL SPENT WITH NON-HUBS	TOTAL SPENT WITH **ADJ. HUBS 47.0%	TOTAL SPENT WITH *OTHER HUBS 10.2%	**ADJUSTED HUB GOAL 47.0%		*OTHER HUB GOAL 10.2%		
					BLACK	HISPANIC	ASIAN PACIFIC	NATIVE AMERICAN	WOMAN

T
N
S
-TC

C

310-TREASURY DEPARTMENT (SEE #304)-Professional Services Unadjusted Goal is 20.0%

FUND TYPE	TOTAL EXPENDITURES	TOTAL SPENT WITH NON-HUBS	TOTAL SPENT WITH **ADJ. HUBS 19.1%	TOTAL SPENT WITH *OTHER HUBS 1.9%	**ADJUSTED HUB GOAL 18.1%			*OTHER HUB GOAL 1.9%	
					BLACK	HISPANIC	WOMAN	ASIAN PACIFIC	NATIVE AMERICAN

T
N
S
-TC

C

310-TREASURY DEPARTMENT (SEE #304)-Other Services Unadjusted Goal is 33.0%

FUND TYPE	TOTAL EXPENDITURES	TOTAL SPENT WITH NON-HUBS	TOTAL SPENT WITH **ADJ. HUBS 33.0%	**ADJUSTED HUB GOAL 33.0%				
				ASIAN PACIFIC	BLACK	HISPANIC	NATIVE AMERICAN	WOMAN

T
N
S
-TC

C

310-TREASURY DEPARTMENT (SEE #304)-Commodity Purchasing Unadjusted Goal is 12.6%

FUND TYPE	TOTAL EXPENDITURES	TOTAL SPENT WITH NON-HUBS	TOTAL SPENT WITH **ADJ. HUBS 11.5%	TOTAL SPENT WITH *OTHER HUBS 1.1%	**ADJUSTED HUB GOAL 11.6%			*OTHER HUB GOAL 1.1%	
					BLACK	HISPANIC	WOMAN	ASIAN PACIFIC	NATIVE AMERICAN

T
N
S
-TC

C

DB = DEBIT (NEGATIVE AMOUNT) * = OTHER HUBS ** = ADJUSTED HUBS *** = DOLLARS REPORTED BUT NOT SHOWN IN THESE COLUMNS. SEE COVER LETTER PARA. 4
T=TREASURY, N=NON-TREASURY, S=SUBCONTRACTOR FUNDS & PROCUREMENT CARD HUB PURCHASES, TC=TERM CONTRACT, C=CONSOLIDATED. SEE PAGE 4 OF HUB REPORT FOR FUND TYPE DESCRIPTION.

311-Fiscal Reporting - Treasury-Heavy Construction Unadjusted Goal is 11.9%

FUND TYPE	TOTAL EXPENDITURES	TOTAL SPENT WITH NON-HUBS AMOUNT/%	TOTAL SPENT WITH **ADJ. HUBS 6.5% AMOUNT/%	TOTAL SPENT WITH *OTHER HUBS 5.3% AMOUNT/%	ASIAN PACIFIC AMOUNT/%	BLACK AMOUNT/%	HISPANIC AMOUNT/%	NATIVE AMERICAN AMOUNT/%	*OTHER HUB GOAL 5.3% WOMAN AMOUNT/%
-----------	--------------------	------------------------------------	--	--	------------------------	----------------	-------------------	--------------------------	-------------------------------------

T
N
S
-TC

C

311-Fiscal Reporting - Treasury-Building Construction Unadjusted Goal is 28.1%

FUND TYPE	TOTAL EXPENDITURES	TOTAL SPENT WITH NON-HUBS	TOTAL SPENT WITH **ADJ. HUBS 28.1% AMOUNT/%	TOTAL SPENT WITH *OTHER HUBS 1.0% AMOUNT/%	BLACK AMOUNT/%	HISPANIC AMOUNT/%	WOMAN AMOUNT/%	ASIAN PACIFIC AMOUNT/%	NATIVE AMERICAN AMOUNT/%
-----------	--------------------	---------------------------	---	--	----------------	-------------------	----------------	------------------------	--------------------------

T
N
S
-TC

C

311-Fiscal Reporting - Treasury-Special Trade Unadjusted Goal is 57.2%

FUND TYPE	TOTAL EXPENDITURES	TOTAL SPENT WITH NON-HUBS	TOTAL SPENT WITH **ADJ. HUBS 47.0% AMOUNT/%	TOTAL SPENT WITH *OTHER HUBS 10.2% AMOUNT/%	BLACK AMOUNT/%	HISPANIC AMOUNT/%	ASIAN PACIFIC AMOUNT/%	NATIVE AMERICAN AMOUNT/%	WOMAN AMOUNT/%
-----------	--------------------	---------------------------	---	---	----------------	-------------------	------------------------	--------------------------	----------------

T
N
S
-TC

C

311-Fiscal Reporting - Treasury-Professional Services Unadjusted Goal is 29.0%

FUND TYPE	TOTAL EXPENDITURES	TOTAL SPENT WITH NON-HUBS	TOTAL SPENT WITH **ADJ. HUBS 18.1% AMOUNT/%	TOTAL SPENT WITH *OTHER HUBS 1.8% AMOUNT/%	BLACK AMOUNT/%	HISPANIC AMOUNT/%	WOMAN AMOUNT/%	ASIAN PACIFIC AMOUNT/%	NATIVE AMERICAN AMOUNT/%
-----------	--------------------	---------------------------	---	--	----------------	-------------------	----------------	------------------------	--------------------------

T
N
S
-TC

C

311-Fiscal Reporting - Treasury-Other Services Unadjusted Goal is 33.0%

FUND TYPE	TOTAL EXPENDITURES	TOTAL SPENT WITH NON-HUBS	TOTAL SPENT WITH **ADJ. HUBS 33.0% AMOUNT/%	ASIAN PACIFIC AMOUNT/%	BLACK AMOUNT/%	HISPANIC AMOUNT/%	NATIVE AMERICAN AMOUNT/%	WOMAN AMOUNT/%
-----------	--------------------	---------------------------	---	------------------------	----------------	-------------------	--------------------------	----------------

T
N
S
-TC

C

311-Fiscal Reporting - Treasury-Commodity Purchasing Unadjusted Goal is 12.6%

FUND TYPE	TOTAL EXPENDITURES	TOTAL SPENT WITH NON-HUBS	TOTAL SPENT WITH **ADJ. HUBS 11.5% AMOUNT/%	TOTAL SPENT WITH *OTHER HUBS 1.1% AMOUNT/%	BLACK AMOUNT/%	HISPANIC AMOUNT/%	WOMAN AMOUNT/%	ASIAN PACIFIC AMOUNT/%	NATIVE AMERICAN AMOUNT/%
-----------	--------------------	---------------------------	---	--	----------------	-------------------	----------------	------------------------	--------------------------

T
N
S
-TC

C

DB = DEBIT (NEGATIVE AMOUNT) * = OTHER HUBS ** = ADJUSTED HUBS *** = DOLLARS REPORTED BUT NOT SHOWN IN THESE COLUMNS. SEE COVER LETTER PARA. 4
T=TREASURY, N=NON-TREASURY, S=SUBCONTRACTOR FUNDS & PROCUREMENT CARD HUB PURCHASER, TC=TERM CONTRACT, C=CONSOLIDATED. SEE PAGE 4 OF HUB REPORT FOR FUND TYPE DESCRIPTION.

312-STATE SECURITIES BOARD-Heavy Construction Unadjusted Goal is 11.8%									
FUND TYPE	TOTAL EXPENDITURES	TOTAL SPENT WITH NON-HUBS AMOUNT/%	TOTAL SPENT WITH **ADJ. HUBS 5.5% AMOUNT/%	TOTAL SPENT WITH *OTHER HUBS 5.3% AMOUNT/%	ASIAN PACIFIC AMOUNT/%	BLACK AMOUNT/%	HISPANIC AMOUNT/%	NATIVE AMERICAN AMOUNT/%	*OTHER HUB GOAL 5.3% WOMAN AMOUNT/%

T									
N									
S									
-TC									
C									

312-STATE SECURITIES BOARD-Building Construction Unadjusted Goal is 26.1%									
FUND TYPE	TOTAL EXPENDITURES	TOTAL SPENT WITH NON-HUBS	TOTAL SPENT WITH **ADJ. HUBS 29.1%	TOTAL SPENT WITH *OTHER HUBS 1.0%	BLACK	HISPANIC	WOMAN	ASIAN PACIFIC	NATIVE AMERICAN

T									
N									
S									
-TC									
C									

312-STATE SECURITIES BOARD-Special Trade Unadjusted Goal is 57.2%									
FUND TYPE	TOTAL EXPENDITURES	TOTAL SPENT WITH NON-HUBS	TOTAL SPENT WITH **ADJ. HUBS 57.0%	TOTAL SPENT WITH *OTHER HUBS 10.2%	BLACK	HISPANIC	ASIAN PACIFIC	NATIVE AMERICAN	WOMAN

T	\$700		\$700/100 %			\$700/100 %			
N									
S									
-TC									
C	\$700		\$700/100 %			\$700/100 %			

312-STATE SECURITIES BOARD-Professional Services Unadjusted Goal is 20.0%									
FUND TYPE	TOTAL EXPENDITURES	TOTAL SPENT WITH NON-HUBS	TOTAL SPENT WITH **ADJ. HUBS 19.1%	TOTAL SPENT WITH *OTHER HUBS 1.0%	BLACK	HISPANIC	WOMAN	ASIAN PACIFIC	NATIVE AMERICAN

T	\$17,500	\$17,500/100 %							
N									
S									
-TC									
C	\$17,500	\$17,500/100 %							

312-STATE SECURITIES BOARD-Other Services Unadjusted Goal is 33.0%									
FUND TYPE	TOTAL EXPENDITURES	TOTAL SPENT WITH NON-HUBS	TOTAL SPENT WITH **ADJ. HUBS 33.0%	ASIAN PACIFIC	BLACK	HISPANIC	NATIVE AMERICAN	WOMAN	

T	\$54,043	\$52,604/97.3%	\$1,439/2.66%	\$95/.175%	\$990/1.83%			\$354/.655%
N								
S								
-TC	\$3,311	\$3,015/91.0%	\$296/8.93%					\$296/8.93%
C	\$50,732	\$49,589/97.7%	\$1,143/2.25%	\$95/.187%	\$990/1.95%			\$56/.114%

312-STATE SECURITIES BOARD-Commodity Purchasing Unadjusted Goal is 12.6%									
FUND TYPE	TOTAL EXPENDITURES	TOTAL SPENT WITH NON-HUBS	TOTAL SPENT WITH **ADJ. HUBS 11.3%	TOTAL SPENT WITH *OTHER HUBS 1.3%	BLACK	HISPANIC	WOMAN	ASIAN PACIFIC	NATIVE AMERICAN

T	\$150,697	\$68,187/45.2%	\$88,239/39.8%	\$27,270/18.0%	\$269/.179%	\$49,436/32.8%	\$5,533/3.67%		\$27,270/18.0%
N									
S									
-TC	\$7,324	\$6,075/82.8%	\$1,248/17.0%		\$269/3.68%	\$866/11.8%	\$113/1.54%		
C	\$143,373	\$82,111/43.3%	\$63,990/37.8%	\$27,270/18.0%		\$48,570/33.8%	\$5,420/3.76%		\$27,270/18.0%

DB = DEBIT (NEGATIVE AMOUNT) * = OTHER HUBS ** = ADJUSTED HUBS *** = DOLLARS REPORTED BUT NOT SHOWN IN THESE COLUMNS. SEE COVER LETTER PARA. 4
T-TREASURY, N-NON-TREASURY, S-SUBCONTRACTOR FUNDS & PROCUREMENT CARD HUB PURCHASES, TC-TERM CONTRACT, C-CONSOLIDATED. SEE PAGE 4 OF HUB REPORT FOR FUND TYPE DESCRIPTION.

FUND TYPE	TOTAL EXPENDITURES	TOTAL SPENT WITH NON-HUBS AMOUNT/%	313-DEPARTMENT OF INFORMATION RESOURCES-Heavy Construction Unadjusted Goal is 11.9%		**ADJUSTED HUB GOAL 6.6%				*OTHER HUB GOAL 5.3% WOMAN AMOUNT/%
			TOTAL SPENT WITH **ADJ. HUBS 6.6% AMOUNT/%	TOTAL SPENT WITH *OTHER HUBS 5.3% AMOUNT/%	ASIAN PACIFIC AMOUNT/%	BLACK AMOUNT/%	HISPANIC AMOUNT/%	NATIVE AMERICAN AMOUNT/%	

T
N
S
-TC

C

FUND TYPE	TOTAL EXPENDITURES	TOTAL SPENT WITH NON-HUBS	313-DEPARTMENT OF INFORMATION RESOURCES-Building Construction Unadjusted Goal is 26.1%		**ADJUSTED HUB GOAL 26.1%			*OTHER HUB GOAL 1.0%	
			TOTAL SPENT WITH **ADJ. HUBS 26.1%	TOTAL SPENT WITH *OTHER HUBS 1.0%	BLACK	HISPANIC	WOMAN	ASIAN PACIFIC	NATIVE AMERICAN

T
N
S
-TC

C

FUND TYPE	TOTAL EXPENDITURES	TOTAL SPENT WITH NON-HUBS	313-DEPARTMENT OF INFORMATION RESOURCES-Special Trade Unadjusted Goal is 67.2%		**ADJUSTED HUB GOAL 47.0%		*OTHER HUB GOAL 10.2%		
			TOTAL SPENT WITH **ADJ. HUBS 47.0%	TOTAL SPENT WITH *OTHER HUBS 10.2%	BLACK	HISPANIC	ASIAN PACIFIC	NATIVE AMERICAN	WOMAN

T
N
S
-TC

C

FUND TYPE	TOTAL EXPENDITURES	TOTAL SPENT WITH NON-HUBS	313-DEPARTMENT OF INFORMATION RESOURCES-Professional Services Unadjusted Goal is 20.0%		**ADJUSTED HUB GOAL 18.1%			*OTHER HUB GOAL 1.9%	
			TOTAL SPENT WITH **ADJ. HUBS 18.1%	TOTAL SPENT WITH *OTHER HUBS 1.9%	BLACK	HISPANIC	WOMAN	ASIAN PACIFIC	NATIVE AMERICAN

T
N
S
-TC

C

FUND TYPE	TOTAL EXPENDITURES	TOTAL SPENT WITH NON-HUBS	313-DEPARTMENT OF INFORMATION RESOURCES-Other Services Unadjusted Goal is 33.0%		**ADJUSTED HUB GOAL 33.0%				
			TOTAL SPENT WITH **ADJ. HUBS 33.0%	ASIAN PACIFIC	BLACK	HISPANIC	NATIVE AMERICAN	WOMAN	

T
N
S
-TC

C

FUND TYPE	TOTAL EXPENDITURES	TOTAL SPENT WITH NON-HUBS	313-DEPARTMENT OF INFORMATION RESOURCES-Commodity Purchasing Unadjusted Goal is 12.6%		**ADJUSTED HUB GOAL 11.5%			*OTHER HUB GOAL 1.1%	
			TOTAL SPENT WITH **ADJ. HUBS 11.5%	TOTAL SPENT WITH *OTHER HUBS 1.1%	BLACK	HISPANIC	WOMAN	ASIAN PACIFIC	NATIVE AMERICAN

T
N
S
-TC

C

DB = DEBIT (NEGATIVE AMOUNT) * = OTHER HUBS ** = ADJUSTED HUBS *** = DOLLARS REPORTED BUT NOT SHOWN IN THESE COLUMNS. SEE COVER LETTER PARA. 4
T-TREASURY, N-NON-TREASURY, S-SUBCONTRACTOR FUNDS & PROCUREMENT CARD HUB PURCHASES, TC-TERM CONTRACT, C-CONSOLIDATED. SEE PAGE 4 OF HUB REPORT FOR FUND TYPE DESCRIPTION.

315-Texas Tomorrow Fund-Heavy Construction Unadjusted Goal is 11.9%

FUND TYPE	TOTAL EXPENDITURES	TOTAL SPENT WITH NON-HUBS AMOUNT/%	TOTAL SPENT WITH **ADJ. HUBS 6.6% AMOUNT/%	TOTAL SPENT WITH *OTHER HUBS 5.3% AMOUNT/%	ASIAN PACIFIC AMOUNT/%	BLACK AMOUNT/%	HISPANIC AMOUNT/%	NATIVE AMERICAN AMOUNT/%	*OTHER HUB GOAL 5.3% WOMAN AMOUNT/%
-----------	--------------------	------------------------------------	--	--	------------------------	----------------	-------------------	--------------------------	-------------------------------------

T
N
S
-TC

C

315-Texas Tomorrow Fund-Building Construction Unadjusted Goal is 28.1%

FUND TYPE	TOTAL EXPENDITURES	TOTAL SPENT WITH NON-HUBS	TOTAL SPENT WITH **ADJ. HUBS 28.1%	TOTAL SPENT WITH *OTHER HUBS 1.0%	BLACK	HISPANIC	WOMAN	ASIAN PACIFIC	NATIVE AMERICAN
-----------	--------------------	---------------------------	------------------------------------	-----------------------------------	-------	----------	-------	---------------	-----------------

T
N
S
-TC

C

315-Texas Tomorrow Fund-Special Trade Unadjusted Goal is 57.2%

FUND TYPE	TOTAL EXPENDITURES	TOTAL SPENT WITH NON-HUBS	TOTAL SPENT WITH **ADJ. HUBS 47.0%	TOTAL SPENT WITH *OTHER HUBS 10.2%	BLACK	HISPANIC	ASIAN PACIFIC	NATIVE AMERICAN	WOMAN
-----------	--------------------	---------------------------	------------------------------------	------------------------------------	-------	----------	---------------	-----------------	-------

T
N
S
-TC

C

315-Texas Tomorrow Fund-Professional Services Unadjusted Goal is 20.0%

FUND TYPE	TOTAL EXPENDITURES	TOTAL SPENT WITH NON-HUBS	TOTAL SPENT WITH **ADJ. HUBS 18.1%	TOTAL SPENT WITH *OTHER HUBS 1.9%	BLACK	HISPANIC	WOMAN	ASIAN PACIFIC	NATIVE AMERICAN
-----------	--------------------	---------------------------	------------------------------------	-----------------------------------	-------	----------	-------	---------------	-----------------

T
N
S
-TC

C

315-Texas Tomorrow Fund-Other Services Unadjusted Goal is 33.0%

FUND TYPE	TOTAL EXPENDITURES	TOTAL SPENT WITH NON-HUBS	TOTAL SPENT WITH **ADJ. HUBS 33.0%	ASIAN PACIFIC	BLACK	HISPANIC	NATIVE AMERICAN	WOMAN
-----------	--------------------	---------------------------	------------------------------------	---------------	-------	----------	-----------------	-------

T
N
S
-TC

C

315-Texas Tomorrow Fund-Commodity Purchasing Unadjusted Goal is 12.6%

FUND TYPE	TOTAL EXPENDITURES	TOTAL SPENT WITH NON-HUBS	TOTAL SPENT WITH **ADJ. HUBS 11.5%	TOTAL SPENT WITH *OTHER HUBS 1.1%	BLACK	HISPANIC	WOMAN	ASIAN PACIFIC	NATIVE AMERICAN
-----------	--------------------	---------------------------	------------------------------------	-----------------------------------	-------	----------	-------	---------------	-----------------

T
N
S
-TC

C

DB = DEBIT (NEGATIVE AMOUNT) * = OTHER HUBS ** = ADJUSTED HUBS *** = DOLLARS REPORTED BUT NOT SHOWN IN THESE COLUMNS. SEE COVER LETTER PARA. 4

T=TREASURY, N=NON-TREASURY, S=SUBCONTRACTOR FUNDS & PROCUREMENT CARD HUB PURCHASES, TC=TERM CONTRACT, C=CONSOLIDATED. SEE PAGE 4 OF HUB REPORT FOR FUND TYPE DESCRIPTION.

317-General Land Office - Fiscal-Heavy Construction Unadjusted Goal is 11.9%

FUND TYPE	TOTAL EXPENDITURES	TOTAL SPENT WITH NON-HUBS AMOUNT/%	TOTAL SPENT WITH **ADJ. HUBS 8.6% AMOUNT/%	TOTAL SPENT WITH *OTHER HUBS 5.3% AMOUNT/%	ASIAN PACIFIC AMOUNT/%	**ADJUSTED HUB GOAL 8.6% BLACK AMOUNT/%	HISPANIC AMOUNT/%	NATIVE AMERICAN AMOUNT/%	*OTHER HUB GOAL 5.3% WOMAN AMOUNT/%
-----------	--------------------	------------------------------------	--	--	------------------------	--	-------------------	--------------------------	--

T
N
S
-TC
C

317-General Land Office - Fiscal-Building Construction Unadjusted Goal is 26.1%

FUND TYPE	TOTAL EXPENDITURES	TOTAL SPENT WITH NON-HUBS	TOTAL SPENT WITH **ADJ. HUBS 26.1%	TOTAL SPENT WITH *OTHER HUBS 1.0%	BLACK	**ADJUSTED HUB GOAL 26.1% HISPANIC	WOMAN	*OTHER HUB GOAL 1.0% ASIAN PACIFIC	NATIVE AMERICAN
-----------	--------------------	---------------------------	------------------------------------	-----------------------------------	-------	---------------------------------------	-------	---------------------------------------	-----------------

T
N
S
-TC
C

317-General Land Office - Fiscal-Special Trade Unadjusted Goal is 57.2%

FUND TYPE	TOTAL EXPENDITURES	TOTAL SPENT WITH NON-HUBS	TOTAL SPENT WITH **ADJ. HUBS 47.8%	TOTAL SPENT WITH *OTHER HUBS 10.2%	BLACK	**ADJUSTED HUB GOAL 47.0% HISPANIC	ASIAN PACIFIC	*OTHER HUB GOAL 10.2% NATIVE AMERICAN	WOMAN
-----------	--------------------	---------------------------	------------------------------------	------------------------------------	-------	---------------------------------------	---------------	--	-------

T
N
S
-TC
C

317-General Land Office - Fiscal-Professional Services Unadjusted Goal is 20.0%

FUND TYPE	TOTAL EXPENDITURES	TOTAL SPENT WITH NON-HUBS	TOTAL SPENT WITH **ADJ. HUBS 18.1%	TOTAL SPENT WITH *OTHER HUBS 1.9%	BLACK	**ADJUSTED HUB GOAL 18.1% HISPANIC	WOMAN	*OTHER HUB GOAL 1.9% ASIAN PACIFIC	NATIVE AMERICAN
-----------	--------------------	---------------------------	------------------------------------	-----------------------------------	-------	---------------------------------------	-------	---------------------------------------	-----------------

T
N
S
-TC
C

317-General Land Office - Fiscal-Other Services Unadjusted Goal is 33.0%

FUND TYPE	TOTAL EXPENDITURES	TOTAL SPENT WITH NON-HUBS	TOTAL SPENT WITH **ADJ. HUBS 33.0%	ASIAN PACIFIC	BLACK	**ADJUSTED HUB GOAL 33.0% HISPANIC	NATIVE AMERICAN	WOMAN
-----------	--------------------	---------------------------	------------------------------------	---------------	-------	---------------------------------------	-----------------	-------

T
N
S
-TC
C

317-General Land Office - Fiscal-Commodity Purchasing Unadjusted Goal is 12.6%

FUND TYPE	TOTAL EXPENDITURES	TOTAL SPENT WITH NON-HUBS	TOTAL SPENT WITH **ADJ. HUBS 11.5%	TOTAL SPENT WITH *OTHER HUBS 1.1%	BLACK	**ADJUSTED HUB GOAL 11.5% HISPANIC	WOMAN	*OTHER HUB GOAL 1.1% ASIAN PACIFIC	NATIVE AMERICAN
-----------	--------------------	---------------------------	------------------------------------	-----------------------------------	-------	---------------------------------------	-------	---------------------------------------	-----------------

T
N
S
-TC
C

DB = DEBIT (NEGATIVE AMOUNT) * = OTHER HUBS ** = ADJUSTED HUBS *** = DOLLARS REPORTED BUT NOT SHOWN IN THESE COLUMNS. SEE COVER LETTER PARA. 4
T-TREASURY, N=NON-TREASURY, S=SUBCONTRACTOR FUNDS & PROCUREMENT CARD HUB PURCHASES, TC-TERM CONTRACT, C-CONSOLIDATED. SEE PAGE 4 OF HUB REPORT FOR FUND TYPE DESCRIPTION.

313-TEXAS COMMISSION FOR THE BLIND-Heavy Construction Unadjusted Goal is 11.9%

FUND TYPE	TOTAL EXPENDITURES	TOTAL SPENT WITH NON-HUBS AMOUNT/%	TOTAL SPENT WITH **ADJ. HUBS 6.6% AMOUNT/%	TOTAL SPENT WITH *OTHER HUBS 5.3% AMOUNT/%	**ADJUSTED HUB GOAL 6.6%				*OTHER HUB GOAL 5.3% WOMAN AMOUNT/%
					ASIAN PACIFIC AMOUNT/%	BLACK AMOUNT/%	HISPANIC AMOUNT/%	NATIVE AMERICAN AMOUNT/%	
T	\$7,540	\$3,590/47.6%		\$3,950/52.3%					\$3,950/52.3%
N									
S									
-TC									
C	\$7,540	\$3,590/47.6%		\$3,950/52.3%					\$3,950/52.3%

314-TEXAS COMMISSION FOR THE BLIND-Building Construction Unadjusted Goal is 26.1%

FUND TYPE	TOTAL EXPENDITURES	TOTAL SPENT WITH NON-HUBS	TOTAL SPENT WITH **ADJ. HUBS 25.1%	TOTAL SPENT WITH *OTHER HUBS 1.0%	**ADJUSTED HUB GOAL 25.1%			*OTHER HUB GOAL 1.0%	
					BLACK	HISPANIC	WOMAN	ASIAN PACIFIC	NATIVE AMERICAN
T									
N									
S									
-TC									
C									

315-TEXAS COMMISSION FOR THE BLIND-Special Trade Unadjusted Goal is 57.2%

FUND TYPE	TOTAL EXPENDITURES	TOTAL SPENT WITH NON-HUBS	TOTAL SPENT WITH **ADJ. HUBS 47.0%	TOTAL SPENT WITH *OTHER HUBS 16.2%	**ADJUSTED HUB GOAL 47.0%		*OTHER HUB GOAL 16.2%		
					BLACK	HISPANIC	ASIAN PACIFIC	NATIVE AMERICAN	WOMAN
T	\$160,484	\$152,134/94.7%	\$1,095/.682%	\$7,255/4.52%		\$1,095/.682%			\$7,255/4.52%
N									
S									
-TC									
C	\$160,484	\$152,134/94.7%	\$1,095/.682%	\$7,255/4.52%		\$1,095/.682%			\$7,255/4.52%

316-TEXAS COMMISSION FOR THE BLIND-Professional Services Unadjusted Goal is 20.0%

FUND TYPE	TOTAL EXPENDITURES	TOTAL SPENT WITH NON-HUBS	TOTAL SPENT WITH **ADJ. HUBS 18.1%	TOTAL SPENT WITH *OTHER HUBS 1.9%	**ADJUSTED HUB GOAL 18.1%			*OTHER HUB GOAL 1.9%	
					BLACK	HISPANIC	WOMAN	ASIAN PACIFIC	NATIVE AMERICAN
T	\$117,544	\$59,888/50.8%	\$57,655/48.0%			\$57,655/48.0%			
N									
S									
-TC									
C	\$117,544	\$59,888/50.8%	\$57,655/48.0%			\$57,655/48.0%			

317-TEXAS COMMISSION FOR THE BLIND-Other Services Unadjusted Goal is 33.0%

FUND TYPE	TOTAL EXPENDITURES	TOTAL SPENT WITH NON-HUBS	TOTAL SPENT WITH **ADJ. HUBS 23.0%	**ADJUSTED HUB GOAL 33.0%				
				ASIAN PACIFIC	BLACK	HISPANIC	NATIVE AMERICAN	WOMAN
T	\$790,907	\$762,424/96.3%	\$28,483/3.60%	\$1,177/.148%	\$11,266/1.42%	\$2,892/.365%		\$13,147/1.66%
N								
S								
-TC	\$23,786	\$23,693/99.1%	\$192/.807%			\$192/.807%		
C	\$767,122	\$738,831/96.3%	\$28,291/3.66%	\$1,177/.153%	\$11,266/1.48%	\$2,700/.352%		\$13,147/1.71%

318-TEXAS COMMISSION FOR THE BLIND-Commodity Purchasing Unadjusted Goal is 12.6%

FUND TYPE	TOTAL EXPENDITURES	TOTAL SPENT WITH NON-HUBS	TOTAL SPENT WITH **ADJ. HUBS 11.5%	TOTAL SPENT WITH *OTHER HUBS 1.1%	**ADJUSTED HUB GOAL 11.6%			*OTHER HUB GOAL 1.1%	
					BLACK	HISPANIC	WOMAN	ASIAN PACIFIC	NATIVE AMERICAN
T	\$406,504	\$710,098/88.1%	\$79,976/9.92%	\$15,430/1.91%	\$4,345/.642%	\$14,192/1.76%	\$61,418/7.62%	\$15,025/1.66%	\$394/.049%
N									
S									
-TC	\$223,808	\$212,608/94.9%	\$10,607/4.82%	\$394/.176%	\$1,704/.761%	\$285/.127%	\$8,818/3.94%		\$394/.176%
C	\$681,696	\$497,490/85.5%	\$69,169/11.5%	\$15,035/2.58%	\$2,681/.451%	\$13,907/2.39%	\$52,600/9.04%	\$16,035/2.56%	

DB = DEBIT (NEGATIVE AMOUNT) * = OTHER HUBS ** = ADJUSTED HUBS *** = DOLLARS REPORTED BUT NOT SHOWN IN THESE COLUMNS. SEE COVER LETTER PARA. 4
T-TREASURY, N-NON-TREASURY, S-SUBCONTRACTOR FUNDS & PROCUREMENT CARD HUB PURCHASES, TC-TERM CONTRACT, C-CONSOLIDATED. SEE PAGE 4 OF HUB REPORT FOR FUND TYPE DESCRIPTION.

320-TEXAS WORKFORCE COMMISSION-Heavy Construction Unadjusted Goal is 11.8%

FUND TYPE	TOTAL EXPENDITURES	TOTAL SPENT WITH NON-HUBS AMOUNT/%	TOTAL SPENT WITH **ADJ. HUBS 5.5% AMOUNT/%	TOTAL SPENT WITH *OTHER HUBS 5.3% AMOUNT/%	**ADJUSTED HUB GOAL 5.6%				*OTHER HUB GOAL 5.3% WOMAN AMOUNT/%
					ASIAN PACIFIC AMOUNT/%	BLACK AMOUNT/%	HISPANIC AMOUNT/%	NATIVE AMERICAN AMOUNT/%	
T	\$84,629	\$44,117/52.1%	\$38,773/45.8%	\$1,739/2.05%		\$2,845/3.36%	\$35,928/42.4%		\$1,739/2.05%
N									
S									
-TC									
C	\$84,629	\$44,117/52.1%	\$38,773/45.8%	\$1,739/2.05%		\$2,845/3.36%	\$35,928/42.4%		\$1,739/2.05%

320-TEXAS WORKFORCE COMMISSION-Building Construction Unadjusted Goal is 25.1%

FUND TYPE	TOTAL EXPENDITURES	TOTAL SPENT WITH NON-HUBS	TOTAL SPENT WITH **ADJ. HUBS 25.1%	TOTAL SPENT WITH *OTHER HUBS 1.5%	**ADJUSTED HUB GOAL 25.1%			*OTHER HUB GOAL 1.0%	
					BLACK	HISPANIC	WOMAN	ASIAN PACIFIC	NATIVE AMERICAN
T									
N									
S									
-TC									
C									

320-TEXAS WORKFORCE COMMISSION-Special Trade Unadjusted Goal is 57.2%

FUND TYPE	TOTAL EXPENDITURES	TOTAL SPENT WITH NON-HUBS	TOTAL SPENT WITH **ADJ. HUBS 57.2%	TOTAL SPENT WITH *OTHER HUBS 10.2%	**ADJUSTED HUB GOAL 47.0%		*OTHER HUB GOAL 10.2%		
					BLACK	HISPANIC	ASIAN PACIFIC	NATIVE AMERICAN	WOMAN
T	\$1,324,098	\$1,078,484/81.5%	\$187,938/14.1%	\$56,665/4.27%		\$79,321/5.95%	\$108,614/8.20%		\$56,665/4.27%
N									
S	***	***		\$27,326/3.10%					\$27,326/3.10%
-TC	\$50	\$50/100%							
C	\$1,324,046	\$1,079,444/81.6%	\$187,938/14.1%	\$83,990/6.34%		\$79,321/5.95%	\$108,614/8.20%		\$83,990/6.34%

320-TEXAS WORKFORCE COMMISSION-Professional Services Unadjusted Goal is 20.0%

FUND TYPE	TOTAL EXPENDITURES	TOTAL SPENT WITH NON-HUBS	TOTAL SPENT WITH **ADJ. HUBS 18.1%	TOTAL SPENT WITH *OTHER HUBS 1.8%	**ADJUSTED HUB GOAL 18.1%			*OTHER HUB GOAL 1.5%	
					BLACK	HISPANIC	WOMAN	ASIAN PACIFIC	NATIVE AMERICAN
T	\$164,771		\$164,271/99.6%	\$500/.303%		\$104,640/63.6%	\$59,630/36.1%		\$500/.303%
N									
S									
-TC									
C	\$164,771		\$164,271/99.6%	\$500/.303%		\$104,640/63.6%	\$59,630/36.1%		\$500/.303%

320-TEXAS WORKFORCE COMMISSION-Other Services Unadjusted Goal is 33.0%

FUND TYPE	TOTAL EXPENDITURES	TOTAL SPENT WITH NON-HUBS	TOTAL SPENT WITH **ADJ. HUBS 33.0%	TOTAL SPENT WITH *OTHER HUBS 1.1%	**ADJUSTED HUB GOAL 33.0%				
					ASIAN PACIFIC	BLACK	HISPANIC	NATIVE AMERICAN	WOMAN
T	\$12,036,841	\$10,858,920/90.2%	\$1,177,920/9.78%	\$327,875/15.2%	\$501,102/4.16%	\$63,809/.530%	\$134,581/1.11%	\$360/.003%	\$478,067/3.97%
N									
S	***	***	\$327,875/15.2%	\$3,239/1.36%			\$137,592/6.39%		\$190,383/8.84%
-TC	\$237,560	\$234,321/98.8%	\$3,239/1.36%						\$3,239/1.36%
C	\$11,799,280	\$10,624,699/90.0%	\$1,502,658/12.7%		\$501,102/4.24%	\$63,809/.540%	\$272,172/2.30%	\$360/.003%	\$666,211/5.63%

320-TEXAS WORKFORCE COMMISSION-Commodity Purchasing Unadjusted Goal is 12.6%

FUND TYPE	TOTAL EXPENDITURES	TOTAL SPENT WITH NON-HUBS	TOTAL SPENT WITH **ADJ. HUBS 11.5%	TOTAL SPENT WITH *OTHER HUBS 1.1%	**ADJUSTED HUB GOAL 11.5%			*OTHER HUB GOAL 1.1%	
					BLACK	HISPANIC	WOMAN	ASIAN PACIFIC	NATIVE AMERICAN
T	\$7,620,119	\$4,979,622/65.3%	\$2,312,888/30.3%	\$327,287/4.29%	\$38,313/.502%	\$1,043,678/13.6%	\$1,231,008/16.1%	\$326,893/4.28%	\$404/.005%
N									
S	***	***	\$212,320/1.35%	\$2,271/.127%	\$93/.003%	\$207,644/7.19%	\$4,582/.158%		
-TC	\$1,781,582	\$1,626,075/91.2%	\$154,245/8.65%		\$398/.022%	\$109,761/6.16%	\$44,096/2.47%	\$1,887/.104%	\$404/.022%
C	\$5,838,527	\$3,354,747/57.4%	\$2,371,074/40.6%	\$326,025/5.68%	\$38,009/.651%	\$1,141,971/19.6%	\$1,191,493/20.4%	\$326,025/5.68%	

DB = DEBIT (NEGATIVE AMOUNT) * = OTHER HUBS ** = ADJUSTED HUBS *** = DOLLARS REPORTED BUT NOT SHOWN IN THESE COLUMNS. SEE COVER LETTER PARA. 4
T-TREASURY, N-NON-TREASURY, S-SUBCONTRACTOR FUNDS & PROCUREMENT CARD HUB PURCHASES, TC-TERM CONTRACT, C-CONSOLIDATED. SEE PAGE 4 OF HUB REPORT FOR FUND TYPE DESCRIPTION.

323-TEACHER RETIREMENT SYSTEM-Heavy Construction Unadjusted Goal is 11.9%

FUND TYPE	TOTAL EXPENDITURES	TOTAL SPENT WITH NON-HUBS AMOUNT/%	TOTAL SPENT WITH **ADJ. HUBS 6.6% AMOUNT/%	TOTAL SPENT WITH *OTHER HUBS 5.3% AMOUNT/%	**ADJUSTED HUB GOAL 6.6%				*OTHER HUB GOAL 5.3% WOMAN AMOUNT/%
					ASIAN PACIFIC AMOUNT/%	BLACK AMOUNT/%	HISPANIC AMOUNT/%	NATIVE AMERICAN AMOUNT/%	
T									
N									
S									
-TC									
C									

323-TEACHER RETIREMENT SYSTEM-Building Construction Unadjusted Goal is 26.1%

FUND TYPE	TOTAL EXPENDITURES	TOTAL SPENT WITH NON-HUBS	TOTAL SPENT WITH **ADJ. HUBS 25.1%	TOTAL SPENT WITH *OTHER HUBS 1.0%	**ADJUSTED HUB GOAL 26.1%			*OTHER HUB GOAL 1.0% ASIAN PACIFIC NATIVE AMERICAN
					BLACK	HISPANIC	WOMAN	
T								
N								
S								
-TC								
C								

323-TEACHER RETIREMENT SYSTEM-Special Trade Unadjusted Goal is 57.2%

FUND TYPE	TOTAL EXPENDITURES	TOTAL SPENT WITH NON-HUBS	TOTAL SPENT WITH **ADJ. HUBS 47.0%	TOTAL SPENT WITH *OTHER HUBS 10.2%	**ADJUSTED HUB GOAL 47.0%		*OTHER HUB GOAL 10.2%		
					BLACK	HISPANIC	ASIAN PACIFIC	NATIVE AMERICAN	WOMAN
T	\$144,275	\$124,029/85.9%	\$15,698/10.8%	\$4,547/3.15%		\$15,698/10.8%			\$4,547/3.15%
N									
S									
-TC									
C	\$144,275	\$124,029/85.9%	\$15,698/10.8%	\$4,547/3.15%		\$15,698/10.8%			\$4,547/3.15%

323-TEACHER RETIREMENT SYSTEM-Professional Services Unadjusted Goal is 20.0%

FUND TYPE	TOTAL EXPENDITURES	TOTAL SPENT WITH NON-HUBS	TOTAL SPENT WITH **ADJ. HUBS 18.1%	TOTAL SPENT WITH *OTHER HUBS 1.9%	**ADJUSTED HUB GOAL 18.1%			*OTHER HUB GOAL 1.9%	
					BLACK	HISPANIC	WOMAN	ASIAN PACIFIC	NATIVE AMERICAN
T	\$409,800	\$393,150/95.9%	\$16,650/4.06%				\$16,650/4.06%		
N									
S	***	***	\$16,148/4.61%				\$16,148/4.61%		
-TC									
C	\$409,800	\$393,150/95.9%	\$32,798/8.00%				\$32,798/8.00%		

323-TEACHER RETIREMENT SYSTEM-Other Services Unadjusted Goal is 33.6%

FUND TYPE	TOTAL EXPENDITURES	TOTAL SPENT WITH NON-HUBS	TOTAL SPENT WITH **ADJ. HUBS 33.0%	**ADJUSTED HUB GOAL 33.0%				
				ASIAN PACIFIC	BLACK	HISPANIC	NATIVE AMERICAN	WOMAN
T	\$3,340,480	\$2,773,598/83.0%	\$566,881/16.8%	\$29,133/.872%	\$1,618/.045%	\$68,377/2.64%		\$447,862/13.4%
N								
S								
-TC	\$41,188	\$41,188/100%						
C	\$3,299,291	\$2,732,400/82.8%	\$566,881/17.1%	\$29,133/.883%	\$1,618/.046%	\$68,377/2.87%		\$447,862/13.5%

323-TEACHER RETIREMENT SYSTEM-Commodity Purchasing Unadjusted Goal is 12.8%

FUND TYPE	TOTAL EXPENDITURES	TOTAL SPENT WITH NON-HUBS	TOTAL SPENT WITH **ADJ. HUBS 11.5%	TOTAL SPENT WITH *OTHER HUBS 1.1%	**ADJUSTED HUB GOAL 11.5%			*OTHER HUB GOAL 1.1%	
					BLACK	HISPANIC	WOMAN	ASIAN PACIFIC	NATIVE AMERICAN
T	\$1,890,908	\$1,478,272/78.1%	\$154,065/8.14%	\$258,570/13.6%	\$12,303/.650%	\$68,801/3.63%	\$74,980/3.86%	\$258,670/13.6%	
N									
S	***	***	\$12/.010%				\$12/.010%		
-TC	\$124,146	\$116,103/93.5%	\$7,864/6.33%	\$177/.143%			\$7,864/6.33%	\$177/.143%	
C	\$1,766,761	\$1,362,169/77.0%	\$146,212/8.27%	\$258,393/14.6%	\$12,303/.698%	\$68,801/3.78%	\$67,107/3.79%	\$258,393/14.6%	

DB = DEBIT (NEGATIVE AMOUNT) * = OTHER HUBS ** = ADJUSTED HUBS *** = DOLLARS REPORTED BUT NOT SHOWN IN THESE COLUMNS. SEE COVER LETTER PARA. 8
T=TREASURY, N=NON-TREASURY, S=SUBCONTRACTOR FUNDS & PROCUREMENT CARD HUB PURCHASES, TC=TERM CONTRACT, C=CONSOLIDATED. SEE PAGE 4 OF HUB REPORT FOR FUND TYPE DESCRIPTION.

324-DEPARTMENT OF HUMAN SERVICES-Heavy Construction Unadjusted Goal is 11.9%									
FUND TYPE	TOTAL EXPENDITURES	TOTAL SPENT WITH NON-HUBS AMOUNT/%	TOTAL SPENT WITH **ADJ. HUBS 5.6% AMOUNT/%	TOTAL SPENT WITH *OTHER HUBS 5.3% AMOUNT/%	ASIAN PACIFIC AMOUNT/%	**ADJUSTED HUB GOAL 5.6% BLACK AMOUNT/%	HISPANIC AMOUNT/%	NATIVE AMERICAN AMOUNT/%	*OTHER HUB GOAL 5.3% WOMAN AMOUNT/%
T	\$12,399	\$7,645/61.8%	\$4,753/38.3%						\$4,753/38.3%
N									
S									
-TC									
C	\$12,399	\$7,645/61.8%	\$4,753/38.3%						\$4,753/38.3%
324-DEPARTMENT OF HUMAN SERVICES-Building Construction Unadjusted Goal is 26.1%									
FUND TYPE	TOTAL EXPENDITURES	TOTAL SPENT WITH NON-HUBS	TOTAL SPENT WITH **ADJ. HUBS 26.1%	TOTAL SPENT WITH *OTHER HUBS 1.0%	BLACK	**ADJUSTED HUB GOAL 26.1% HISPANIC	WOMAN	*OTHER HUB GOAL 1.0% ASIAN PACIFIC	NATIVE AMERICAN
T	\$4,353,845DB	\$4,353,845DB							
N									
S									
-TC									
C	\$4,353,845DB	\$4,353,845DB							
324-DEPARTMENT OF HUMAN SERVICES-Special Trade Unadjusted Goal is 57.2%									
FUND TYPE	TOTAL EXPENDITURES	TOTAL SPENT WITH NON-HUBS	TOTAL SPENT WITH **ADJ. HUBS 47.0%	TOTAL SPENT WITH *OTHER HUBS 10.2%	BLACK	**ADJUSTED HUB GOAL 47.0% HISPANIC	ASIAN PACIFIC	*OTHER HUB GOAL 10.2% NATIVE AMERICAN	WOMAN
T	\$298,978	\$244,373/81.7%	\$32,119/10.7%	\$22,483/7.52%	\$2,278/.761%	\$29,842/9.98%			\$22,483/7.52%
N									
S									
-TC									
C	\$298,978	\$244,373/81.7%	\$32,119/10.7%	\$22,483/7.52%	\$2,278/.761%	\$29,842/9.98%			\$22,483/7.52%
324-DEPARTMENT OF HUMAN SERVICES-Professional Services Unadjusted Goal is 20.0%									
FUND TYPE	TOTAL EXPENDITURES	TOTAL SPENT WITH NON-HUBS	TOTAL SPENT WITH **ADJ. HUBS 15.1%	TOTAL SPENT WITH *OTHER HUBS 1.9%	BLACK	**ADJUSTED HUB GOAL 15.1% HISPANIC	WOMAN	*OTHER HUB GOAL 1.9% ASIAN PACIFIC	NATIVE AMERICAN
T	\$7,441	\$1,631/20.5%	\$5,810/79.4%		\$4,550/61.1%		\$1,360/18.2%		
N									
S									
-TC	\$62	\$62/100%							
C	\$7,379	\$1,469/19.9%	\$5,810/80.0%		\$4,550/61.6%		\$1,360/18.4%		
324-DEPARTMENT OF HUMAN SERVICES-Other Services Unadjusted Goal is 33.0%									
FUND TYPE	TOTAL EXPENDITURES	TOTAL SPENT WITH NON-HUBS	TOTAL SPENT WITH **ADJ. HUBS 33.0%	ASIAN PACIFIC	BLACK	**ADJUSTED HUB GOAL 33.0% HISPANIC	NATIVE AMERICAN	WOMAN	
T	\$38,384,917	\$36,607,327/92.7%	\$2,777,589/7.23%	\$1,263,863/3.34%	\$413,960/1.07%	\$394,257/1.02%	\$220/.000%	\$685,288/1.78%	
N									
S	***	***	\$1,846,737/21.2%	\$1,140,668/13.1%	\$229,908/2.64%		\$335,529/3.68%	\$140,630/1.61%	
-TC	\$803,645	\$777,773/96.7%	\$25,871/3.21%			\$24,397/3.03%		\$1,473/.183%	
C	\$37,581,271	\$34,829,553/92.6%	\$4,598,458/12.2%	\$2,424,533/8.45%	\$643,868/1.71%	\$369,859/.984%	\$335,749/.893%	\$824,445/2.19%	
324-DEPARTMENT OF HUMAN SERVICES-Commodity Purchasing Unadjusted Goal is 12.6%									
FUND TYPE	TOTAL EXPENDITURES	TOTAL SPENT WITH NON-HUBS	TOTAL SPENT WITH **ADJ. HUBS 13.5%	TOTAL SPENT WITH *OTHER HUBS 1.1%	BLACK	**ADJUSTED HUB GOAL 11.5% HISPANIC	WOMAN	*OTHER HUB GOAL 1.1% ASIAN PACIFIC	NATIVE AMERICAN
T	\$31,121,148	\$27,476,973/88.2%	\$1,832,753/5.88%	\$1,811,420/5.82%	\$186,317/.598%	\$186,218/.607%	\$1,451,216/4.66%	\$1,811,420/5.82%	
N									
S	***	***	\$95,184/29.8%	\$1,890/.529%	\$13,671/4.28%	\$40,914/12.8%	\$40,689/12.7%	\$1,680/.529%	
-TC	\$3,585,290	\$3,458,560/96.4%	\$108,401/2.99%	\$20,328/.567%	\$3,232/.090%	\$1,133/.031%	\$102,035/2.64%	\$20,328/.567%	
C	\$27,535,457	\$24,018,413/87.2%	\$1,821,638/6.61%	\$1,792,782/6.51%	\$198,765/.714%	\$234,989/.853%	\$1,389,780/5.04%	\$1,792,782/6.51%	

DB = DEBIT (NEGATIVE AMOUNT) * = OTHER HUBS ** = ADJUSTED HUBS *** = DOLLARS REPORTED BUT NOT SHOWN IN THESE COLUMNS. SEE COVER LETTER PARA. 4
T=TREASURY, N=NON-TREASURY, S=SUBCONTRACTOR FUNDS & PROCUREMENT CARD HUB PURCHASES, TC=TERM CONTRACT, C=CONSOLIDATED. SEE PAGE 4 OF HUB REPORT FOR FUND TYPE DESCRIPTION.

325-FIREMEN'S PENSION COMMISSION-Heavy Construction Unadjusted Goal is 11.9%

FUND TYPE	TOTAL EXPENDITURES	TOTAL SPENT WITH NON-HUBS AMOUNT/%	TOTAL SPENT WITH **ADJ. HUBS 6.5% AMOUNT/%	TOTAL SPENT WITH *OTHER HUBS 5.3% AMOUNT/%	ASIAN PACIFIC AMOUNT/%	BLACK AMOUNT/%	HISPANIC AMOUNT/%	NATIVE AMERICAN AMOUNT/%	*OTHER HUB GDAL 5.3% WOMAN AMOUNT/%
-----------	--------------------	------------------------------------	--	--	------------------------	----------------	-------------------	--------------------------	-------------------------------------

T
N
S
-TC
C

325-FIREMEN'S PENSION COMMISSION-Building Construction Unadjusted Goal is 26.1%

FUND TYPE	TOTAL EXPENDITURES	TOTAL SPENT WITH NON-HUBS	TOTAL SPENT WITH **ADJ. HUBS 25.1%	TOTAL SPENT WITH *OTHER HUBS 1.0%	BLACK	HISPANIC	WOMAN	ASIAN PACIFIC	NATIVE AMERICAN
-----------	--------------------	---------------------------	------------------------------------	-----------------------------------	-------	----------	-------	---------------	-----------------

T
N
S
-TC
C

325-FIREMEN'S PENSION COMMISSION-Special Trade Unadjusted Goal is 57.2%

FUND TYPE	TOTAL EXPENDITURES	TOTAL SPENT WITH NON-HUBS	TOTAL SPENT WITH **ADJ. HUBS 47.0%	TOTAL SPENT WITH *OTHER HUBS 10.2%	BLACK	HISPANIC	ASIAN PACIFIC	NATIVE AMERICAN	WOMAN
-----------	--------------------	---------------------------	------------------------------------	------------------------------------	-------	----------	---------------	-----------------	-------

T
N
S
-TC
C

325-FIREMEN'S PENSION COMMISSION-Professional Services Unadjusted Goal is 20.0%

FUND TYPE	TOTAL EXPENDITURES	TOTAL SPENT WITH NON-HUBS	TOTAL SPENT WITH **ADJ. HUBS 18.1%	TOTAL SPENT WITH *OTHER HUBS 1.9%	BLACK	HISPANIC	WOMAN	ASIAN PACIFIC	NATIVE AMERICAN
-----------	--------------------	---------------------------	------------------------------------	-----------------------------------	-------	----------	-------	---------------	-----------------

T
N
S
-TC
C

325-FIREMEN'S PENSION COMMISSION-Other Services Unadjusted Goal is 33.0%

FUND TYPE	TOTAL EXPENDITURES	TOTAL SPENT WITH NON-HUBS	TOTAL SPENT WITH **ADJ. HUBS 33.0%	ASIAN PACIFIC	BLACK	HISPANIC	NATIVE AMERICAN	WOMAN
-----------	--------------------	---------------------------	------------------------------------	---------------	-------	----------	-----------------	-------

T
N
S
-TC
C

325-FIREMEN'S PENSION COMMISSION-Commodity Purchasing Unadjusted Goal is 12.6%

FUND TYPE	TOTAL EXPENDITURES	TOTAL SPENT WITH NON-HUBS	TOTAL SPENT WITH **ADJ. HUBS 11.5%	TOTAL SPENT WITH *OTHER HUBS 1.1%	BLACK	HISPANIC	WOMAN	ASIAN PACIFIC	NATIVE AMERICAN
-----------	--------------------	---------------------------	------------------------------------	-----------------------------------	-------	----------	-------	---------------	-----------------

T
N
S
-TC
C

DB = DEBIT (NEGATIVE AMOUNT) * = OTHER HUBS ** = ADJUSTED HUBS *** = DOLLARS REPORTED BUT NOT SHOWN IN THESE COLUMNS. SEE COVER LETTER PARA. A
T=TREASURY, N=NON-TREASURY, S=SUBCONTRACTOR FUNDS & PROCUREMENT CARD HUB PURCHASES, TC=TERM CONTRACT, C=CONSOLIDATED. SEE PAGE 4 OF HUB REPORT FOR FUND TYPE DESCRIPTION.

327-EMPLOYEES RETIREMENT SYSTEM-Heavy Construction Unadjusted Goal is 11.9%

FUND TYPE	TOTAL EXPENDITURES	TOTAL SPENT WITH NON-HUBS AMOUNT/%	TOTAL SPENT WITH **ADJ. HUBS 5.6% AMOUNT/%	TOTAL SPENT WITH *OTHER HUBS 5.3% AMOUNT/%	**ADJUSTED HUB GOAL 5.6%				*OTHER HUB GOAL 5.3% WOMAN AMOUNT/%
					ASIAN PACIFIC AMOUNT/%	BLACK AMOUNT/%	HISPANIC AMOUNT/%	NATIVE AMERICAN AMOUNT/%	

T
N
S
-TC

C

327-EMPLOYEES RETIREMENT SYSTEM-Building Construction Unadjusted Goal is 26.1%

FUND TYPE	TOTAL EXPENDITURES	TOTAL SPENT WITH NON-HUBS	TOTAL SPENT WITH **ADJ. HUBS 25.1%	TOTAL SPENT WITH *OTHER HUBS 1.0%	**ADJUSTED HUB GOAL 26.1%			*OTHER HUB GOAL 1.0%	
					BLACK	HISPANIC	WOMAN	ASIAN PACIFIC	NATIVE AMERICAN

T
N
S
-TC

C

327-EMPLOYEES RETIREMENT SYSTEM-Special Trade Unadjusted Goal is 57.2%

FUND TYPE	TOTAL EXPENDITURES	TOTAL SPENT WITH NON-HUBS	TOTAL SPENT WITH **ADJ. HUBS 47.0%	TOTAL SPENT WITH *OTHER HUBS 10.2%	**ADJUSTED HUB GOAL 47.0%		*OTHER HUB GOAL 10.2%		
					BLACK	HISPANIC	ASIAN PACIFIC	NATIVE AMERICAN	WOMAN

T
N
S
-TC

C

327-EMPLOYEES RETIREMENT SYSTEM-Professional Services Unadjusted Goal is 20.0%

FUND TYPE	TOTAL EXPENDITURES	TOTAL SPENT WITH NON-HUBS	TOTAL SPENT WITH **ADJ. HUBS 18.1%	TOTAL SPENT WITH *OTHER HUBS 1.9%	**ADJUSTED HUB GOAL 18.1%			*OTHER HUB GOAL 1.9%	
					BLACK	HISPANIC	WOMAN	ASIAN PACIFIC	NATIVE AMERICAN

T
N
S
-TC

C

327-EMPLOYEES RETIREMENT SYSTEM-Other Services Unadjusted Goal is 33.0%

FUND TYPE	TOTAL EXPENDITURES	TOTAL SPENT WITH NON-HUBS	TOTAL SPENT WITH **ADJ. HUBS 33.0%	**ADJUSTED HUB GOAL 33.0%				
				ASIAN PACIFIC	BLACK	HISPANIC	NATIVE AMERICAN	WOMAN

T
N
S
-TC

C

327-EMPLOYEES RETIREMENT SYSTEM-Commodity Purchasing Unadjusted Goal is 12.6%

FUND TYPE	TOTAL EXPENDITURES	TOTAL SPENT WITH NON-HUBS	TOTAL SPENT WITH **ADJ. HUBS 11.5%	TOTAL SPENT WITH *OTHER HUBS 1.1%	**ADJUSTED HUB GOAL 11.5%			*OTHER HUB GOAL 1.1%	
					BLACK	HISPANIC	WOMAN	ASIAN PACIFIC	NATIVE AMERICAN

T
N
S
-TC

C

DE = DEBIT (NEGATIVE AMOUNT) * = OTHER HUBS ** = ADJUSTED HUBS *** = DOLLARS REPORTED BUT NOT SHOWN IN THESE COLUMNS. SEE COVER LETTER PARA. 4
T=TREASURY, N=NON-TREASURY, S=SUBCONTRACTOR FUNDS & PROCUREMENT CARD HUB PURCHASES, TC=TERM CONTRACT, C=CONSOLIDATED. SEE PAGE 4 OF HUB REPORT FOR FUND TYPE DESCRIPTION.

328-REAL ESTATE COMMISSION-Heavy Construction Unadjusted Goal is 11.8%

FUND TYPE	TOTAL EXPENDITURES	TOTAL SPENT WITH NON-HUBS AMOUNT/%	TOTAL SPENT WITH **ADJ. HUBS 5.4%	TOTAL SPENT WITH *OTHER HUBS 5.2%	ASIAN PACIFIC AMOUNT/%	BLACK AMOUNT/%	HISPANIC AMOUNT/%	NATIVE AMERICAN AMOUNT/%	*OTHER HUB GOAL 5.3% WDMAN AMOUNT/%
T									
N									
S									
-TC									
C									

328-REAL ESTATE COMMISSION-Building Construction Unadjusted Goal is 28.1%

FUND TYPE	TOTAL EXPENDITURES	TOTAL SPENT WITH NON-HUBS	TOTAL SPENT WITH **ADJ. HUBS 25.1%	TOTAL SPENT WITH *OTHER HUBS 1.0%	BLACK	HISPANIC	WOMAN	*OTHER HUB GOAL 1.0% ASIAN PACIFIC NATIVE AMERICAN
T								
N								
S								
-TC								
C								

329-REAL ESTATE COMMISSION-Special Trade Unadjusted Goal is 57.2%

FUND TYPE	TOTAL EXPENDITURES	TOTAL SPENT WITH NON-HUBS	TOTAL SPENT WITH **ADJ. HUBS 47.0%	TOTAL SPENT WITH *OTHER HUBS 10.2%	BLACK	HISPANIC	ASIAN PACIFIC	NATIVE AMERICAN	WOMAN
T	\$5,187	\$5,187/100 %							
N									
S									
-TC									
C	\$5,187	\$5,187/100 %							

329-REAL ESTATE COMMISSION-Professional Services Unadjusted Goal is 20.0%

FUND TYPE	TOTAL EXPENDITURES	TOTAL SPENT WITH NON-HUBS	TOTAL SPENT WITH **ADJ. HUBS 18.1%	TOTAL SPENT WITH *OTHER HUBS 1.9%	BLACK	HISPANIC	WOMAN	*OTHER HUB GOAL 1.9% ASIAN PACIFIC NATIVE AMERICAN
T								
N								
S								
-TC								
C								

329-REAL ESTATE COMMISSION-Other Services Unadjusted Goal is 33.0%

FUND TYPE	TOTAL EXPENDITURES	TOTAL SPENT WITH NON-HUBS	TOTAL SPENT WITH **ADJ. HUBS 25.0%	TOTAL SPENT WITH *OTHER HUBS 1.1%	ASIAN PACIFIC	BLACK	HISPANIC	NATIVE AMERICAN	WOMAN
T	\$103,573	\$67,150/64.8%	\$36,422/35.1%			\$821/.88%	\$31,255/30.1%		\$4,246/4.0%
N									
S									
-TC	\$3,448	\$3,358/97.4%	\$88/2.56%						\$88/2.56%
C	\$100,126	\$63,792/63.7%	\$36,334/36.2%			\$921/.920%	\$31,266/31.2%		\$4,167/4.15%

329-REAL ESTATE COMMISSION-Commodity Purchasing Unadjusted Goal is 12.6%

FUND TYPE	TOTAL EXPENDITURES	TOTAL SPENT WITH NON-HUBS	TOTAL SPENT WITH **ADJ. HUBS 11.5%	TOTAL SPENT WITH *OTHER HUBS 1.1%	BLACK	HISPANIC	WOMAN	*OTHER HUB GOAL 1.1% ASIAN PACIFIC NATIVE AMERICAN
T	\$81,377	\$36,534/44.8%	\$16,198/19.9%	\$28,643/35.1%	\$1,129/1.38%		\$15,088/18.5%	\$28,643/35.1%
N								
S								
-TC	\$9,454	\$9,454/100 %						
C	\$71,923	\$27,080/37.6%	\$16,198/22.5%	\$28,643/39.8%	\$1,129/1.58%		\$15,089/20.8%	\$28,643/39.8%

DB = DEBIT (NEGATIVE AMOUNT) * = OTHER HUBS ** = ADJUSTED HUBS *** = DOLLARS REPORTED BUT NOT SHOWN IN THESE COLUMNS. SEE COVER LETTER PARA. 4
T-TREASURY, N-NON-TREASURY, S-SUBCONTRACTOR FUNDS & PROCUREMENT CARD HUB PURCHASES, TC-TERM CONTRACT, C-CONSOLIDATED. SEE PAGE 4 OF HUB REPORT FOR FUND TYPE DESCRIPTION.

330-TEXAS REHABILITATION COMMISSION-Heavy Construction Unadjusted Goal is 11.9%

FUND TYPE	TOTAL EXPENDITURES	TOTAL SPENT WITH NON-HUBS AMOUNT/%	TOTAL SPENT WITH **ADJ. HUBS 5.6% AMOUNT/%	TOTAL SPENT WITH *OTHER HUBS 5.3% AMOUNT/%	ASIAN PACIFIC AMOUNT/%	**ADJUSTED HUB GOAL 5.6% BLACK AMOUNT/%	HISPANIC AMOUNT/%	NATIVE AMERICAN AMOUNT/%	*OTHER HUB GOAL 5.3% WOMAN AMOUNT/%
T	\$573	\$573/100 %							
N									
S									
-TC									
C	\$573	\$573/100 %							

330-TEXAS REHABILITATION COMMISSION-Building Construction Unadjusted Goal is 26.1%

FUND TYPE	TOTAL EXPENDITURES	TOTAL SPENT WITH NON-HUBS	TOTAL SPENT WITH **ADJ. HUBS 25.1%	TOTAL SPENT WITH *OTHER HUBS 1.0%	BLACK	**ADJUSTED HUB GOAL 26.1% HISPANIC	WOMAN	*OTHER HUB GOAL 1.0% ASIAN PACIFIC	NATIVE AMERICAN
T									
N									
S									
-TC									
C									

330-TEXAS REHABILITATION COMMISSION-Special Trade Unadjusted Goal is 57.2%

FUND TYPE	TOTAL EXPENDITURES	TOTAL SPENT WITH NON-HUBS	TOTAL SPENT WITH **ADJ. HUBS 47.0%	TOTAL SPENT WITH *OTHER HUBS 10.2%	BLACK	**ADJUSTED HUB GOAL 57.2% HISPANIC	ASIAN PACIFIC	*OTHER HUB GOAL 10.2% NATIVE AMERICAN	WOMAN
T	\$105,755	\$103,457/97.8%	\$252/.238%	\$2,046/1.93%		\$252/.238%	\$46/.043%		\$2,000/1.89%
N									
S									
-TC									
C	\$105,755	\$103,457/97.8%	\$252/.238%	\$2,046/1.93%		\$252/.238%	\$46/.043%		\$2,000/1.89%

330-TEXAS REHABILITATION COMMISSION-Professional Services Unadjusted Goal is 20.0%

FUND TYPE	TOTAL EXPENDITURES	TOTAL SPENT WITH NON-HUBS	TOTAL SPENT WITH **ADJ. HUBS 18.1%	TOTAL SPENT WITH *OTHER HUBS 1.9%	BLACK	**ADJUSTED HUB GOAL 20.0% HISPANIC	WOMAN	*OTHER HUB GOAL 1.9% ASIAN PACIFIC	NATIVE AMERICAN
T	\$2,772,349	\$2,710,643/97.7%	\$61,706/2.22%				\$61,706/2.22%		
N									
S									
-TC	\$60	\$60/100 %							
C	\$2,772,289	\$2,710,583/97.7%	\$61,706/2.22%				\$61,706/2.22%		

330-TEXAS REHABILITATION COMMISSION-Other Services Unadjusted Goal is 33.0%

FUND TYPE	TOTAL EXPENDITURES	TOTAL SPENT WITH NON-HUBS	TOTAL SPENT WITH **ADJ. HUBS 23.0%	ASIAN PACIFIC	BLACK	**ADJUSTED HUB GOAL 33.0% HISPANIC	NATIVE AMERICAN	WOMAN
T	\$3,202,421	\$2,872,312/89.6%	\$330,109/10.3%	\$26,871/.807%	\$53,944/1.66%	\$126,656/3.85%		\$123,836/3.86%
N								
S								
-TC	\$22,624	\$21,994/97.2%	\$630/2.76%					\$630/2.76%
C	\$3,179,797	\$2,850,318/89.6%	\$329,479/10.3%	\$26,871/.813%	\$53,944/1.69%	\$126,656/3.86%		\$123,006/3.86%

330-TEXAS REHABILITATION COMMISSION-Commodity Purchasing Unadjusted Goal is 12.6%

FUND TYPE	TOTAL EXPENDITURES	TOTAL SPENT WITH NON-HUBS	TOTAL SPENT WITH **ADJ. HUBS 11.5%	TOTAL SPENT WITH *OTHER HUBS 1.1%	BLACK	**ADJUSTED HUB GOAL 12.6% HISPANIC	WOMAN	*OTHER HUB GOAL 1.1% ASIAN PACIFIC	NATIVE AMERICAN
T	\$5,901,302	\$2,679,719/45.4%	\$3,124,237/53.1%	\$67,345/1.14%	\$118,246/2.00%	\$106,198/1.75%	\$2,908,791/48.3%	\$66,549/1.14%	\$1,756/.029%
N									
S									
-TC	\$618,745	\$610,888/98.6%	\$6,314/.859%	\$2,738/.442%			\$6,318/.859%	\$1,770/.286%	\$988/.156%
C	\$5,282,557	\$2,068,831/39.1%	\$3,128,918/59.2%	\$64,606/1.60%	\$118,246/2.23%	\$106,198/2.01%	\$2,904,473/54.9%	\$63,819/1.56%	\$767/.014%

DR = DEBIT (NEGATIVE AMOUNT) * = OTHER HUBS ** = ADJUSTED HUBS *** = DOLLARS REPORTED BUT NOT SHOWN IN THESE COLUMNS. SEE COVER LETTER PARA. 4
T-TREASURY, N=NON-TREASURY, S=SUBCONTRACTOR FUNDS & PROCUREMENT CARD HUB PURCHASES, TC-TERM CONTRACT, C=CONSOLIDATED. SEE PAGE 4 OF HUB REPORT FOR FUND TYPE DESCRIPTION.

332-TX DEPT OF HOUSING & COMM AFFAIRS-Heavy Construction Unadjusted Goal is 11.9%

FUND TYPE	TOTAL EXPENDITURES	TOTAL SPENT WITH NON-HUBS AMOUNT/%	TOTAL SPENT WITH **ADJ. HUBS 8.8% AMOUNT/%	TOTAL SPENT WITH *OTHER HUBS 6.3% AMOUNT/%	ASIAN PACIFIC AMOUNT/%	**ADJUSTED HUB GOAL 8.8% BLACK AMOUNT/%	HISPANIC AMOUNT/%	NATIVE AMERICAN AMOUNT/%	*OTHER HUB GOAL 6.3% WOMAN AMOUNT/%
T									
N									
S									
-TC									
C									

332-TX DEPT OF HOUSING & COMM AFFAIRS-Building Construction Unadjusted Goal is 26.1%

FUND TYPE	TOTAL EXPENDITURES	TOTAL SPENT WITH NON-HUBS	TOTAL SPENT WITH **ADJ. HUBS 26.1%	TOTAL SPENT WITH *OTHER HUBS 1.0%	BLACK	**ADJUSTED HUB GOAL 26.1% HISPANIC	WOMAN	*OTHER HUB GOAL 1.0% ASIAN PACIFIC	NATIVE AMERICAN
T									
N									
S									
-TC									
C									

332-TX DEPT OF HOUSING & COMM AFFAIRS-Special Trade Unadjusted Goal is 57.2%

FUND TYPE	TOTAL EXPENDITURES	TOTAL SPENT WITH NON-HUBS	TOTAL SPENT WITH **ADJ. HUBS 47.0%	TOTAL SPENT WITH *OTHER HUBS 10.2%	BLACK	**ADJUSTED HUB GOAL 47.0% HISPANIC	ASIAN PACIFIC	NATIVE AMERICAN	WOMAN
T									
N									
S									
-TC									
C									

332-TX DEPT OF HOUSING & COMM AFFAIRS-Professional Services Unadjusted Goal is 20.0%

FUND TYPE	TOTAL EXPENDITURES	TOTAL SPENT WITH NON-HUBS	TOTAL SPENT WITH **ADJ. HUBS 19.1%	TOTAL SPENT WITH *OTHER HUBS 1.9%	BLACK	**ADJUSTED HUB GOAL 19.1% HISPANIC	WOMAN	*OTHER HUB GOAL 1.9% ASIAN PACIFIC	NATIVE AMERICAN
T	\$199,417	\$199,417/100%							
N									
S	***	***	\$54,880/27.5%			\$54,880/27.5%			
-TC									
C	\$199,417	\$199,417/100%	\$54,880/27.5%			\$54,880/27.5%			

332-TX DEPT OF HOUSING & COMM AFFAIRS-Other Services Unadjusted Goal is 33.0%

FUND TYPE	TOTAL EXPENDITURES	TOTAL SPENT WITH NON-HUBS	TOTAL SPENT WITH **ADJ. HUBS 33.0%	TOTAL SPENT WITH *OTHER HUBS 1.1%	ASIAN PACIFIC	**ADJUSTED HUB GOAL 33.0% BLACK	HISPANIC	NATIVE AMERICAN	WOMAN
T	\$1,246,373	\$627,376/50.3%	\$818,987/48.8%		\$2,313/.186%	\$185,275/14.8%	\$184,972/14.8%	\$9,653/.786%	\$236,881/19.0%
N									
S									
-TC	\$31,958	\$31,035/97.0%	\$932/2.91%						\$932/2.91%
C	\$1,214,405	\$598,360/49.1%	\$818,064/50.8%		\$2,313/.180%	\$185,275/15.2%	\$184,972/15.2%	\$9,653/.786%	\$236,840/19.4%

332-TX DEPT OF HOUSING & COMM AFFAIRS-Commodity Purchasing Unadjusted Goal is 12.6%

FUND TYPE	TOTAL EXPENDITURES	TOTAL SPENT WITH NON-HUBS	TOTAL SPENT WITH **ADJ. HUBS 11.8%	TOTAL SPENT WITH *OTHER HUBS 1.1%	BLACK	**ADJUSTED HUB GOAL 11.6% HISPANIC	WOMAN	*OTHER HUB GOAL 1.1% ASIAN PACIFIC	NATIVE AMERICAN
T	\$826,989	\$221,919/26.8%	\$467,249/56.5%	\$137,819/16.6%	\$34,056/4.12%	\$11,425/1.38%	\$421,737/50.9%	\$137,804/18.6%	\$15/.001%
N									
S	***	***	\$31/.059%				\$31/.059%		
-TC	\$87,138	\$87,138/100%							
C	\$739,850	\$134,780/18.2%	\$467,280/63.1%	\$137,819/18.6%	\$34,056/4.50%	\$11,425/1.54%	\$421,768/57.0%	\$137,804/18.6%	\$15/.002%

DB = DEBIT (NEGATIVE AMOUNT) * = OTHER HUBS ** = ADJUSTED HUBS *** = DOLLARS REPORTED BUT NOT SHOWN IN THESE COLUMNS. SEE COVER LETTER PARA. 4
T=TREASURY, N=NON-TREASURY, S=SUBCONTRACTOR FUNDS & PROCUREMENT CARD HUB PURCHASES, TC=TERM CONTRACT, C=CONSOLIDATED. SEE PAGE 4 OF HUB REPORT FOR FUND TYPE DESCRIPTION.

333-STATE-FEDERAL RELATIONS, OFFICE OF-Heavy Construction Unadjusted Goal is 11.8%

FUND TYPE	TOTAL EXPENDITURES	TOTAL SPENT WITH NON-HUBS AMOUNT/%	TOTAL SPENT WITH **ADJ. HUBS 6.8%	TOTAL SPENT WITH *OTHER HUBS 5.3%	ASIAN PACIFIC AMOUNT/%	**ADJUSTED HUB GOAL 6.8%	BLACK AMOUNT/%	HISPANIC AMOUNT/%	NATIVE AMERICAN AMOUNT/%	*OTHER HUB GOAL 5.3%
-----------	--------------------	------------------------------------	-----------------------------------	-----------------------------------	------------------------	--------------------------	----------------	-------------------	--------------------------	----------------------

T
N
S
-TC

C

333-STATE-FEDERAL RELATIONS, OFFICE OF-Building Construction Unadjusted Goal is 26.1%

FUND TYPE	TOTAL EXPENDITURES	TOTAL SPENT WITH NON-HUBS	TOTAL SPENT WITH **ADJ. HUBS 25.1%	TOTAL SPENT WITH *OTHER HUBS 1.0%	BLACK	**ADJUSTED HUB GOAL 25.1%	HISPANIC	WOMAN	*OTHER HUB GOAL 1.0%	ASIAN PACIFIC	NATIVE AMERICAN
-----------	--------------------	---------------------------	------------------------------------	-----------------------------------	-------	---------------------------	----------	-------	----------------------	---------------	-----------------

T
N
S
-TC

C

333-STATE-FEDERAL RELATIONS, OFFICE OF-Special Trade Unadjusted Goal is 57.2%

FUND TYPE	TOTAL EXPENDITURES	TOTAL SPENT WITH NON-HUBS	TOTAL SPENT WITH **ADJ. HUBS 47.0%	TOTAL SPENT WITH *OTHER HUBS 10.2%	BLACK	**ADJUSTED HUB GOAL 47.0%	HISPANIC	ASIAN PACIFIC	NATIVE AMERICAN	WOMAN
-----------	--------------------	---------------------------	------------------------------------	------------------------------------	-------	---------------------------	----------	---------------	-----------------	-------

T
N
S
-TC

C

333-STATE-FEDERAL RELATIONS, OFFICE OF-Professional Services Unadjusted Goal is 20.0%

FUND TYPE	TOTAL EXPENDITURES	TOTAL SPENT WITH NON-HUBS	TOTAL SPENT WITH **ADJ. HUBS 18.1%	TOTAL SPENT WITH *OTHER HUBS 1.9%	BLACK	**ADJUSTED HUB GOAL 18.1%	HISPANIC	WOMAN	*OTHER HUB GOAL 1.9%	ASIAN PACIFIC	NATIVE AMERICAN
-----------	--------------------	---------------------------	------------------------------------	-----------------------------------	-------	---------------------------	----------	-------	----------------------	---------------	-----------------

T
N
S
-TC

C

333-STATE-FEDERAL RELATIONS, OFFICE OF-Other Services Unadjusted Goal is 33.0%

FUND TYPE	TOTAL EXPENDITURES	TOTAL SPENT WITH NON-HUBS	TOTAL SPENT WITH **ADJ. HUBS 33.0%	ASIAN PACIFIC	**ADJUSTED HUB GOAL 33.0%	BLACK	HISPANIC	NATIVE AMERICAN	WOMAN
-----------	--------------------	---------------------------	------------------------------------	---------------	---------------------------	-------	----------	-----------------	-------

T
N
S
-TC

C

333-STATE-FEDERAL RELATIONS, OFFICE OF-Commodity Purchasing Unadjusted Goal is 12.6%

FUND TYPE	TOTAL EXPENDITURES	TOTAL SPENT WITH NON-HUBS	TOTAL SPENT WITH **ADJ. HUBS 11.6%	TOTAL SPENT WITH *OTHER HUBS 1.1%	BLACK	**ADJUSTED HUB GOAL 11.6%	HISPANIC	WOMAN	*OTHER HUB GOAL 1.1%	ASIAN PACIFIC	NATIVE AMERICAN
-----------	--------------------	---------------------------	------------------------------------	-----------------------------------	-------	---------------------------	----------	-------	----------------------	---------------	-----------------

T
N
S
-TC

C

DB = DEBIT (NEGATIVE AMOUNT) * = OTHER HUBS ** = ADJUSTED HUBS *** = DOLLARS REPORTED BUT NOT SHOWN IN THESE COLUMNS. SEE COVER LETTER PARA. 4
T=TREASURY, N=NON-TREASURY, S=SUBCONTRACTOR FUNDS & PROCUREMENT CARD HUB PURCHASES, TC=TEAM CONTRACT, C=CONSOLIDATED. SEE PAGE 4 OF HUB REPORT FOR FUND TYPE DESCRIPTION.

FUND TYPE	TOTAL EXPENDITURES	TOTAL SPENT WITH NON-HUBS	TOTAL SPENT WITH **ADJ. HUBS 8.4%	TOTAL SPENT WITH *OTHER HUBS 5.3%	HEARING-Heavy Construction Unadjusted Goal is 11.9%				*OTHER HUB GOAL 5.3% WOMAN AMOUNT/%	
					ASIAN PACIFIC AMOUNT/%	BLACK AMOUNT/%	HISPANIC AMOUNT/%	NATIVE AMERICAN AMOUNT/%		
T										
N										
S										
-TC										
C										

FUND TYPE	TOTAL EXPENDITURES	TOTAL SPENT WITH NON-HUBS	TOTAL SPENT WITH **ADJ. HUBS 25.1%	TOTAL SPENT WITH *OTHER HUBS 1.0%	HEARING-Building Construction Unadjusted Goal is 26.1%			*OTHER HUB GOAL 1.0% ASIAN PACIFIC NATIVE AMERICAN
					BLACK	HISPANIC	WOMAN	
T								
N								
S								
-TC								
C								

FUND TYPE	TOTAL EXPENDITURES	TOTAL SPENT WITH NON-HUBS	TOTAL SPENT WITH **ADJ. HUBS 47.0%	TOTAL SPENT WITH *OTHER HUBS 10.2%	HEARING-Special Trade Unadjusted Goal is 57.2%			*OTHER HUB GOAL 10.2% ASIAN PACIFIC NATIVE AMERICAN WOMAN
					BLACK	HISPANIC	WOMAN	
T								
N								
S								
-TC								
C								

FUND TYPE	TOTAL EXPENDITURES	TOTAL SPENT WITH NON-HUBS	TOTAL SPENT WITH **ADJ. HUBS 18.1%	TOTAL SPENT WITH *OTHER HUBS 1.8%	HEARING-Professional Services Unadjusted Goal is 20.0%			*OTHER HUB GOAL 1.8% ASIAN PACIFIC NATIVE AMERICAN
					BLACK	HISPANIC	WOMAN	
T								
N								
S								
-TC								
C								

FUND TYPE	TOTAL EXPENDITURES	TOTAL SPENT WITH NON-HUBS	TOTAL SPENT WITH **ADJ. HUBS 33.0%	TOTAL SPENT WITH *OTHER HUBS 1.8%	HEARING-Other Services Unadjusted Goal is 33.0%			
					ASIAN PACIFIC	BLACK	HISPANIC	NATIVE AMERICAN
T	\$58,419	\$58,077/99.4%	\$342/0.68%		\$324/.554%	\$16/.031%		
N								
S								
-TC	\$1,500	\$1,482/98.7%	\$18/1.24%			\$18/1.24%		
C	\$56,919	\$56,585/99.4%	\$324/.569%		\$324/.569%			

FUND TYPE	TOTAL EXPENDITURES	TOTAL SPENT WITH NON-HUBS	TOTAL SPENT WITH **ADJ. HUBS 11.5%	TOTAL SPENT WITH *OTHER HUBS 1.1%	HEARING-Commodity Purchasing Unadjusted Goal is 12.6%			
					BLACK	HISPANIC	WOMAN	*OTHER HUB GOAL 1.1% ASIAN PACIFIC NATIVE AMERICAN
T	\$11,426	\$6,025/52.7%	\$4,417/38.6%	\$984/8.61%			\$4,417/38.6%	\$984/8.61%
N								
S								
-TC	\$948	\$948/100%						
C	\$10,478	\$5,077/48.4%	\$4,417/42.1%	\$984/9.38%			\$4,417/42.1%	\$984/9.38%

DB = DEBIT (NEGATIVE AMOUNT) * = OTHER HUBS ** = ADJUSTED HUBS *** = DOLLARS REPORTED BUT NOT SHOWN IN THESE COLUMNS. SEE COVER LETTER PARA. 4
T=TREASURY, N=NON-TREASURY, S=SUBCONTRACTOR FUNDS & PROCUREMENT CARD HUB PURCHASES, TC=TERM CONTRACT, C=CONSOLIDATED. SEE PAGE 4 OF HUB REPORT FOR FUND TYPE DESCRIPTION.

FUND TYPE	TOTAL EXPENDITURES	TOTAL SPENT WITH NON-HUBS AMOUNT/%	337-BOARD OF TAX PROFESSIONAL EXAMINERS-Heavy Construction Unadjusted Goal is 11.9%		**ADJUSTED HUB GOAL 6.6%				*OTHER HUB GOAL 6.3%
			TOTAL SPENT WITH **ADJ. HUBS 6.6% AMOUNT/%	TOTAL SPENT WITH *OTHER HUBS 5.3% AMOUNT/%	ASIAN PACIFIC AMOUNT/%	BLACK AMOUNT/%	HISPANIC AMOUNT/%	NATIVE AMERICAN AMOUNT/%	WOMAN AMOUNT/%

T
N
S
-TC
C

FUND TYPE	TOTAL EXPENDITURES	TOTAL SPENT WITH NON-HUBS	337-BOARD OF TAX PROFESSIONAL EXAMINERS-Building Construction Unadjusted Goal is 26.1%		**ADJUSTED HUB GOAL 25.1%			*OTHER HUB GOAL 1.0%	
			TOTAL SPENT WITH **ADJ. HUBS 25.1%	TOTAL SPENT WITH *OTHER HUBS 1.0%	BLACK	HISPANIC	WOMAN	ASIAN PACIFIC	NATIVE AMERICAN

T
N
S
-TC
C

FUND TYPE	TOTAL EXPENDITURES	TOTAL SPENT WITH NON-HUBS	337-BOARD OF TAX PROFESSIONAL EXAMINERS-Special Trade Unadjusted Goal is 57.2%		**ADJUSTED HUB GOAL 47.0%		*OTHER HUB GOAL 10.2%		
			TOTAL SPENT WITH **ADJ. HUBS 47.0%	TOTAL SPENT WITH *OTHER HUBS 10.2%	BLACK	HISPANIC	ASIAN PACIFIC	NATIVE AMERICAN	WOMAN

T
N
S
-TC
C

FUND TYPE	TOTAL EXPENDITURES	TOTAL SPENT WITH NON-HUBS	337-BOARD OF TAX PROFESSIONAL EXAMINERS-Professional Services Unadjusted Goal is 20.0%		**ADJUSTED HUB GOAL 18.1%			*OTHER HUB GOAL 1.9%	
			TOTAL SPENT WITH **ADJ. HUBS 18.1%	TOTAL SPENT WITH *OTHER HUBS 1.9%	BLACK	HISPANIC	WOMAN	ASIAN PACIFIC	NATIVE AMERICAN

T
N
S
-TC
C

FUND TYPE	TOTAL EXPENDITURES	TOTAL SPENT WITH NON-HUBS	337-BOARD OF TAX PROFESSIONAL EXAMINERS-Other Services Unadjusted Goal is 33.0%		**ADJUSTED HUB GOAL 33.0%				
			TOTAL SPENT WITH **ADJ. HUBS 33.0%	ASIAN PACIFIC	BLACK	HISPANIC	NATIVE AMERICAN	WOMAN	

T
N
S
-TC
C

FUND TYPE	TOTAL EXPENDITURES	TOTAL SPENT WITH NON-HUBS	337-BOARD OF TAX PROFESSIONAL EXAMINERS-Commodity Purchasing Unadjusted Goal is 12.6%		**ADJUSTED HUB GOAL 11.5%			*OTHER HUB GOAL 1.1%	
			TOTAL SPENT WITH **ADJ. HUBS 11.5%	TOTAL SPENT WITH *OTHER HUBS 1.1%	BLACK	HISPANIC	WOMAN	ASIAN PACIFIC	NATIVE AMERICAN

T
N
S
-TC
C

DB = DEBIT (NEGATIVE AMOUNT) * = OTHER HUBS ** = ADJUSTED HUBS *** = DOLLARS REPORTED BUT NOT SHOWN IN THESE COLUMNS. SEE COVER LETTER PARA. 4
T-TREASURY, N-NON-TREASURY, S-SUBCONTRACTOR FUNDS & PROCUREMENT CARD HUB PURCHASES, TC-TERM CONTRACT, C-CONSOLIDATED. SEE PAGE 4 OF HUB REPORT FOR FUND TYPE DESCRIPTION.

FUND TYPE	TOTAL EXPENDITURES	TOTAL SPENT WITH NON-HUBS AMOUNT/%	TOTAL SPENT WITH **ADJ. HUBS 8.8%	TOTAL SPENT WITH *OTHER HUBS 8.3%	338-STATE PENSION REVIEW BOARD-Heavy Construction Unadjusted Goal is 11.9%				*OTHER HUB GOAL 5.3% WOMAN AMOUNT/%
					ASIAN PACIFIC AMOUNT/%	BLACK AMOUNT/%	HISPANIC AMOUNT/%	NATIVE AMERICAN AMOUNT/%	

T
N
S
-TC

C

FUND TYPE	TOTAL EXPENDITURES	TOTAL SPENT WITH NON-HUBS	TOTAL SPENT WITH **ADJ. HUBS 25.1%	TOTAL SPENT WITH *OTHER HUBS 1.0%	338-STATE PENSION REVIEW BOARD-Building Construction Unadjusted Goal is 26.1%			*OTHER HUB GOAL 1.0%	
					BLACK	HISPANIC	WOMAN	ASIAN PACIFIC	NATIVE AMERICAN

T
N
S
-TC

C

FUND TYPE	TOTAL EXPENDITURES	TOTAL SPENT WITH NON-HUBS	TOTAL SPENT WITH **ADJ. HUBS 47.0%	TOTAL SPENT WITH *OTHER HUBS 10.2%	338-STATE PENSION REVIEW BOARD-Special Trade Unadjusted Goal is 57.2%		*OTHER HUB GOAL 10.2%		
					BLACK	HISPANIC	ASIAN PACIFIC	NATIVE AMERICAN	WOMAN

T
N
S
-TC

C

FUND TYPE	TOTAL EXPENDITURES	TOTAL SPENT WITH NON-HUBS	TOTAL SPENT WITH **ADJ. HUBS 19.1%	TOTAL SPENT WITH *OTHER HUBS 1.8%	338-STATE PENSION REVIEW BOARD-Professional Services Unadjusted Goal is 20.0%			*OTHER HUB GOAL 1.9%	
					BLACK	HISPANIC	WOMAN	ASIAN PACIFIC	NATIVE AMERICAN

T
N
S
-TC

C

FUND TYPE	TOTAL EXPENDITURES	TOTAL SPENT WITH NON-HUBS	TOTAL SPENT WITH **ADJ. HUBS 33.0%	338-STATE PENSION REVIEW BOARD-Other Services Unadjusted Goal is 33.0%				
				ASIAN PACIFIC	BLACK	HISPANIC	NATIVE AMERICAN	WOMAN

T
N
S
-TC

C

FUND TYPE	TOTAL EXPENDITURES	TOTAL SPENT WITH NON-HUBS	TOTAL SPENT WITH **ADJ. HUBS 11.5%	TOTAL SPENT WITH *OTHER HUBS 1.1%	338-STATE PENSION REVIEW BOARD-Commodity Purchasing Unadjusted Goal is 12.6%			*OTHER HUB GOAL 1.1%	
					BLACK	HISPANIC	WOMAN	ASIAN PACIFIC	NATIVE AMERICAN

T
N
S
-TC

C

DB = DEBIT (NEGATIVE AMOUNT) * = OTHER HUBS ** = ADJUSTED HUBS *** = DOLLARS REPORTED BUT NOT SHOWN IN THESE COLUMNS. SEE COVER LETTER PARA. 4
T=TREASURY, N=NON-TREASURY, S=SUBCONTRACTOR FUNDS & PROCUREMENT CARD HUB PURCHASES, TC=TERM CONTRACT, C=CONSOLIDATED. SEE PAGE 8 OF HUB REPORT FOR FUND TYPE DESCRIPTION.

340-TEXAS DEPARTMENT ON AGING-Heavy Construction Unadjusted Goal is 11.9%

FUND TYPE	TOTAL EXPENDITURES	TOTAL SPENT WITH NON-HUBS AMOUNT/%	TOTAL SPENT WITH **ADJ. HUBS 6.6%	TOTAL SPENT WITH *OTHER HUBS 5.3%	ASIAN PACIFIC AMOUNT/%	BLACK AMOUNT/%	HISPANIC AMOUNT/%	NATIVE AMERICAN AMOUNT/%	*OTHER HUB GOAL 6.3% WOMAN AMOUNT/%
-----------	--------------------	------------------------------------	-----------------------------------	-----------------------------------	------------------------	----------------	-------------------	--------------------------	-------------------------------------

T
N
S
-TC

C

340-TEXAS DEPARTMENT ON AGING-Building Construction Unadjusted Goal is 26.1%

FUND TYPE	TOTAL EXPENDITURES	TOTAL SPENT WITH NON-HUBS	TOTAL SPENT WITH **ADJ. HUBS 25.1%	TOTAL SPENT WITH *OTHER HUBS 1.0%	BLACK	HISPANIC	WOMAN	ASIAN PACIFIC	NATIVE AMERICAN
-----------	--------------------	---------------------------	------------------------------------	-----------------------------------	-------	----------	-------	---------------	-----------------

T
N
S
-TC

C

340-TEXAS DEPARTMENT ON AGING-Special Trade Unadjusted Goal is 57.2%

FUND TYPE	TOTAL EXPENDITURES	TOTAL SPENT WITH NON-HUBS	TOTAL SPENT WITH **ADJ. HUBS 47.0%	TOTAL SPENT WITH *OTHER HUBS 10.2%	BLACK	HISPANIC	ASIAN PACIFIC	NATIVE AMERICAN	WOMAN
-----------	--------------------	---------------------------	------------------------------------	------------------------------------	-------	----------	---------------	-----------------	-------

T
N
S
-TC

C

340-TEXAS DEPARTMENT ON AGING-Professional Services Unadjusted Goal is 20.0%

FUND TYPE	TOTAL EXPENDITURES	TOTAL SPENT WITH NON-HUBS	TOTAL SPENT WITH **ADJ. HUBS 18.1%	TOTAL SPENT WITH *OTHER HUBS 1.9%	BLACK	HISPANIC	WOMAN	ASIAN PACIFIC	NATIVE AMERICAN
-----------	--------------------	---------------------------	------------------------------------	-----------------------------------	-------	----------	-------	---------------	-----------------

T
N
S
-TC

C

340-TEXAS DEPARTMENT ON AGING-Other Services Unadjusted Goal is 33.0%

FUND TYPE	TOTAL EXPENDITURES	TOTAL SPENT WITH NON-HUBS	TOTAL SPENT WITH **ADJ. HUBS 33.0%	ASIAN PACIFIC	BLACK	HISPANIC	NATIVE AMERICAN	WOMAN
-----------	--------------------	---------------------------	------------------------------------	---------------	-------	----------	-----------------	-------

T
N
S
-TC

C

340-TEXAS DEPARTMENT ON AGING-Commodity Purchasing Unadjusted Goal is 12.8%

FUND TYPE	TOTAL EXPENDITURES	TOTAL SPENT WITH NON-HUBS	TOTAL SPENT WITH **ADJ. HUBS 11.5%	TOTAL SPENT WITH *OTHER HUBS 1.1%	BLACK	HISPANIC	WOMAN	ASIAN PACIFIC	NATIVE AMERICAN
-----------	--------------------	---------------------------	------------------------------------	-----------------------------------	-------	----------	-------	---------------	-----------------

T
N
S
-TC

C

DB = DEBIT (NEGATIVE AMOUNT) * = OTHER HUBS ** = ADJUSTED HUBS *** = DOLLARS REPORTED BUT NOT SHOWN IN THESE COLUMNS. SEE COVER LETTER PARA. 4
T-TREASURY, N=NON-TREASURY, S-SUBCONTRACTOR FUNDS & PROCUREMENT CARD HUB PURCHASES, TC-TERM CONTRACT, C-CONSOLIDATED. SEE PAGE 4 OF HUB REPORT FOR FUND TYPE DESCRIPTION.

342-STATE AIRCRAFT POOLING BOARD-Heavy Construction Unadjusted Goal is 11.9%

FUND TYPE	TOTAL EXPENDITURES	TOTAL SPENT WITH NON-HUBS AMOUNT/%	TOTAL SPENT WITH **ADJ. HUBS 6.6% AMOUNT/%	TOTAL SPENT WITH *OTHER HUBS 5.3% AMOUNT/%	ASIAN PACIFIC AMOUNT/%	BLACK AMOUNT/%	HISPANIC AMOUNT/%	NATIVE AMERICAN AMOUNT/%	*OTHER HUB GOAL 5.3% WOMAN AMOUNT/%
-----------	--------------------	------------------------------------	--	--	------------------------	----------------	-------------------	--------------------------	-------------------------------------

T
N
S
-TC

C

342-STATE AIRCRAFT POOLING BOARD-Building Construction Unadjusted Goal is 26.1%

FUND TYPE	TOTAL EXPENDITURES	TOTAL SPENT WITH NON-HUBS	TOTAL SPENT WITH **ADJ. HUBS 25.1%	TOTAL SPENT WITH *OTHER HUBS 1.0%	BLACK	HISPANIC	WOMAN	ASIAN PACIFIC	NATIVE AMERICAN
-----------	--------------------	---------------------------	------------------------------------	-----------------------------------	-------	----------	-------	---------------	-----------------

T
N
S
-TC

C

342-STATE AIRCRAFT POOLING BOARD-Special Trade Unadjusted Goal is 57.2%

FUND TYPE	TOTAL EXPENDITURES	TOTAL SPENT WITH NON-HUBS	TOTAL SPENT WITH **ADJ. HUBS 47.0%	TOTAL SPENT WITH *OTHER HUBS 10.2%	BLACK	HISPANIC	ASIAN PACIFIC	NATIVE AMERICAN	WOMAN
-----------	--------------------	---------------------------	------------------------------------	------------------------------------	-------	----------	---------------	-----------------	-------

T
N
S
-TC

C

342-STATE AIRCRAFT POOLING BOARD-Professional Services Unadjusted Goal is 20.0%

FUND TYPE	TOTAL EXPENDITURES	TOTAL SPENT WITH NON-HUBS	TOTAL SPENT WITH **ADJ. HUBS 18.1%	TOTAL SPENT WITH *OTHER HUBS 1.9%	BLACK	HISPANIC	WOMAN	ASIAN PACIFIC	NATIVE AMERICAN
-----------	--------------------	---------------------------	------------------------------------	-----------------------------------	-------	----------	-------	---------------	-----------------

T
N
S
-TC

C

342-STATE AIRCRAFT POOLING BOARD-Other Services Unadjusted Goal is 33.0%

FUND TYPE	TOTAL EXPENDITURES	TOTAL SPENT WITH NON-HUBS	TOTAL SPENT WITH **ADJ. HUBS 33.0%	ASIAN PACIFIC	BLACK	HISPANIC	NATIVE AMERICAN	WOMAN
-----------	--------------------	---------------------------	------------------------------------	---------------	-------	----------	-----------------	-------

T
N
S
-TC

C

342-STATE AIRCRAFT POOLING BOARD-Commodity Purchasing Unadjusted Goal is 12.6%

FUND TYPE	TOTAL EXPENDITURES	TOTAL SPENT WITH NON-HUBS	TOTAL SPENT WITH **ADJ. HUBS 11.6%	TOTAL SPENT WITH *OTHER HUBS 1.1%	BLACK	HISPANIC	WOMAN	ASIAN PACIFIC	NATIVE AMERICAN
-----------	--------------------	---------------------------	------------------------------------	-----------------------------------	-------	----------	-------	---------------	-----------------

T
N
S
-TC

C

DR = DEBIT (NEGATIVE AMOUNT) * = OTHER HUBS ** = ADJUSTED HUBS *** = DOLLARS REPORTED BUT NOT SHOWN IN THESE COLUMNS. SEE COVER LETTER PARA. 4

T-TREASURY, N-NON-TREASURY, S-SUBCONTRACTOR FUNDS & PROCUREMENT CARD HUB PURCHASES, TC-TERM CONTRACT, C-CONSOLIDATED. SEE PAGE 4 OF HUB REPORT FOR FUND TYPE DESCRIPTION.

344-TX COMMISSION ON HUMAN RIGHTS-Heavy Construction Unadjusted Goal is 11.9%

FUND TYPE	TOTAL EXPENDITURES	TOTAL SPENT WITH NON-HUBS AMOUNT/%	TOTAL SPENT WITH **ADJ. HUBS 8.8%	TOTAL SPENT WITH *OTHER HUBS 5.3%	ASIAN PACIFIC AMOUNT/%	BLACK AMOUNT/%	HISPANIC AMOUNT/%	NATIVE AMERICAN AMOUNT/%	*OTHER HUB GOAL 5.3% WOMAN AMOUNT/%
-----------	--------------------	------------------------------------	-----------------------------------	-----------------------------------	------------------------	----------------	-------------------	--------------------------	-------------------------------------

T
N
S
-TC

C

344-TX COMMISSION ON HUMAN RIGHTS-Building Construction Unadjusted Goal is 26.1%

FUND TYPE	TOTAL EXPENDITURES	TOTAL SPENT WITH NON-HUBS	TOTAL SPENT WITH **ADJ. HUBS 25.1%	TOTAL SPENT WITH *OTHER HUBS 1.0%	BLACK	HISPANIC	WOMAN	ASIAN PACIFIC	NATIVE AMERICAN
-----------	--------------------	---------------------------	------------------------------------	-----------------------------------	-------	----------	-------	---------------	-----------------

T
N
S
-TC

C

344-TX COMMISSION ON HUMAN RIGHTS-Special Trade Unadjusted Goal is 57.2%

FUND TYPE	TOTAL EXPENDITURES	TOTAL SPENT WITH NON-HUBS	TOTAL SPENT WITH **ADJ. HUBS 47.0%	TOTAL SPENT WITH *OTHER HUBS 10.2%	BLACK	HISPANIC	ASIAN PACIFIC	NATIVE AMERICAN	WOMAN
-----------	--------------------	---------------------------	------------------------------------	------------------------------------	-------	----------	---------------	-----------------	-------

T
N
S
-TC

C

344-TX COMMISSION ON HUMAN RIGHTS-Professional Services Unadjusted Goal is 20.0%

FUND TYPE	TOTAL EXPENDITURES	TOTAL SPENT WITH NON-HUBS	TOTAL SPENT WITH **ADJ. HUBS 18.1%	TOTAL SPENT WITH *OTHER HUBS 1.9%	BLACK	HISPANIC	WOMAN	ASIAN PACIFIC	NATIVE AMERICAN
-----------	--------------------	---------------------------	------------------------------------	-----------------------------------	-------	----------	-------	---------------	-----------------

T
N
S
-TC

C

344-TX COMMISSION ON HUMAN RIGHTS-Other Services Unadjusted Goal is 32.0%

FUND TYPE	TOTAL EXPENDITURES	TOTAL SPENT WITH NON-HUBS	TOTAL SPENT WITH **ADJ. HUBS 33.0%	ASIAN PACIFIC	BLACK	HISPANIC	NATIVE AMERICAN	WOMAN
-----------	--------------------	---------------------------	------------------------------------	---------------	-------	----------	-----------------	-------

T
N
S
-TC

C

344-TX COMMISSION ON HUMAN RIGHTS-Commodity Purchasing Unadjusted Goal is 12.6%

FUND TYPE	TOTAL EXPENDITURES	TOTAL SPENT WITH NON-HUBS	TOTAL SPENT WITH **ADJ. HUBS 11.5%	TOTAL SPENT WITH *OTHER HUBS 1.1%	BLACK	HISPANIC	WOMAN	ASIAN PACIFIC	NATIVE AMERICAN
-----------	--------------------	---------------------------	------------------------------------	-----------------------------------	-------	----------	-------	---------------	-----------------

T
N
S
-TC

C

DR = DEBIT (NEGATIVE AMOUNT) * = OTHER HUBS ** = ADJUSTED HUBS *** = DOLLARS REPORTED BUT NOT SHOWN IN THESE COLUMNS. SEE COVER LETTER PARA. 4
T=TREASURY, N=NON-TREASURY, S=SUBCONTRACTOR FUNDS & PROCUREMENT CARD PURCHASES, TC=TERM CONTRACT, C=CONSOLIDATED. SEE PAGE 6 OF HUB REPORT FOR FUND TYPE DESCRIPTION.

347-TEXAS PUBLIC FINANCE AUTHORITY-Heavy Construction Unadjusted Goal is 11.9%

FUND TYPE	TOTAL EXPENDITURES	TOTAL SPENT WITH NON-HUBS AMOUNT/%	TOTAL SPENT WITH **ADJ. HUBS 6.6% AMOUNT/%	TOTAL SPENT WITH *OTHER HUBS 5.3% AMOUNT/%	ASTIAN PACIFIC AMOUNT/%	BLACK AMOUNT/%	HISPANIC AMOUNT/%	NATIVE AMERICAN AMOUNT/%	*OTHER HUB GOAL 5.3% WOMAN AMOUNT/%
-----------	--------------------	------------------------------------	--	--	-------------------------	----------------	-------------------	--------------------------	-------------------------------------

T
N
S
-TC

C

347-TEXAS PUBLIC FINANCE AUTHORITY-Building Construction Unadjusted Goal is 26.1%

FUND TYPE	TOTAL EXPENDITURES	TOTAL SPENT WITH NON-HUBS	TOTAL SPENT WITH **ADJ. HUBS 26.1%	TOTAL SPENT WITH *OTHER HUBS 1.0%	BLACK	HISPANIC	WOMAN	*OTHER HUB GOAL 1.0% ASIAN PACIFIC NATIVE AMERICAN
-----------	--------------------	---------------------------	------------------------------------	-----------------------------------	-------	----------	-------	--

T
N
S
-TC

C

347-TEXAS PUBLIC FINANCE AUTHORITY-Special Trade Unadjusted Goal is 57.2%

FUND TYPE	TOTAL EXPENDITURES	TOTAL SPENT WITH NON-HUBS	TOTAL SPENT WITH **ADJ. HUBS 47.0%	TOTAL SPENT WITH *OTHER HUBS 10.2%	BLACK	HISPANIC	ASIAN PACIFIC	NATIVE AMERICAN	WOMAN
-----------	--------------------	---------------------------	------------------------------------	------------------------------------	-------	----------	---------------	-----------------	-------

T
N
S
-TC

C

347-TEXAS PUBLIC FINANCE AUTHORITY-Professional Services Unadjusted Goal is 20.0%

FUND TYPE	TOTAL EXPENDITURES	TOTAL SPENT WITH NON-HUBS	TOTAL SPENT WITH **ADJ. HUBS 18.1%	TOTAL SPENT WITH *OTHER HUBS 1.9%	BLACK	HISPANIC	WOMAN	*OTHER HUB GOAL 1.9% ASIAN PACIFIC NATIVE AMERICAN
-----------	--------------------	---------------------------	------------------------------------	-----------------------------------	-------	----------	-------	--

T
N
S
-TC

C

347-TEXAS PUBLIC FINANCE AUTHORITY-Other Services Unadjusted Goal is 33.0%

FUND TYPE	TOTAL EXPENDITURES	TOTAL SPENT WITH NON-HUBS	TOTAL SPENT WITH **ADJ. HUBS 32.0%	ASIAN PACIFIC	BLACK	HISPANIC	NATIVE AMERICAN	WOMAN
-----------	--------------------	---------------------------	------------------------------------	---------------	-------	----------	-----------------	-------

T
N
S
-TC

C

347-TEXAS PUBLIC FINANCE AUTHORITY-Commodity Purchasing Unadjusted Goal is 12.6%

FUND TYPE	TOTAL EXPENDITURES	TOTAL SPENT WITH NON-HUBS	TOTAL SPENT WITH **ADJ. HUBS 11.5%	TOTAL SPENT WITH *OTHER HUBS 1.1%	BLACK	HISPANIC	WOMAN	*OTHER HUB GOAL 1.1% ASIAN PACIFIC NATIVE AMERICAN
-----------	--------------------	---------------------------	------------------------------------	-----------------------------------	-------	----------	-------	--

T
N
S
-TC

C

DB = DEBIT (NEGATIVE AMOUNT) * = OTHER HUBS ** = ADJUSTED HUBS *** = DOLLARS REPORTED BUT NOT SHOWN IN THESE COLUMNS. SEE COVER LETTER PARA. 4
T-TREASURY, N=NON-TREASURY, S=SUBCONTRACTOR FUNDS & PROCUREMENT CARD HUB PURCHASES, TC=TERM CONTRACT, C=CONSOLIDATED. SEE PAGE 4 OF HUB REPORT FOR FUND TYPE DESCRIPTION.

352-TEXAS BOND REVIEW BOARD-Heavy Construction Unadjusted Goal is 11.9%

FUND TYPE	TOTAL EXPENDITURES	TOTAL SPENT WITH NON-HUBS AMOUNT/%	TOTAL SPENT WITH **ADJ. HUBS 8.8%	TOTAL SPENT WITH *OTHER HUBS 5.3%	ASIAN PACIFIC AMOUNT/%	**ADJUSTED HUB GOAL 8.6%	BLACK AMOUNT/%	HISPANIC AMOUNT/%	NATIVE AMERICAN AMOUNT/%	*OTHER HUB GOAL 5.3%	WOMAN AMOUNT/%
-----------	--------------------	------------------------------------	-----------------------------------	-----------------------------------	------------------------	--------------------------	----------------	-------------------	--------------------------	----------------------	----------------

T
N
S
-TC

C

352-TEXAS BOND REVIEW BOARD-Building Construction Unadjusted Goal is 26.1%

FUND TYPE	TOTAL EXPENDITURES	TOTAL SPENT WITH NON-HUBS	TOTAL SPENT WITH **ADJ. HUBS 25.1%	TOTAL SPENT WITH *OTHER HUBS 1.0%	BLACK	**ADJUSTED HUB GOAL 25.1%	HISPANIC	WOMAN	*OTHER HUB GOAL 1.0%	ASIAN PACIFIC	NATIVE AMERICAN
-----------	--------------------	---------------------------	------------------------------------	-----------------------------------	-------	---------------------------	----------	-------	----------------------	---------------	-----------------

T
N
S
-TC

C

352-TEXAS BOND REVIEW BOARD-Special Trade Unadjusted Goal is 57.2%

FUND TYPE	TOTAL EXPENDITURES	TOTAL SPENT WITH NON-HUBS	TOTAL SPENT WITH **ADJ. HUBS 47.0%	TOTAL SPENT WITH *OTHER HUBS 10.2%	BLACK	**ADJUSTED HUB GOAL 47.0%	HISPANIC	ASIAN PACIFIC	*OTHER HUB GOAL 10.2%	NATIVE AMERICAN	WOMAN
-----------	--------------------	---------------------------	------------------------------------	------------------------------------	-------	---------------------------	----------	---------------	-----------------------	-----------------	-------

T
N
S
-TC

C

352-TEXAS BOND REVIEW BOARD-Professional Services Unadjusted Goal is 20.0%

FUND TYPE	TOTAL EXPENDITURES	TOTAL SPENT WITH NON-HUBS	TOTAL SPENT WITH **ADJ. HUBS 16.1%	TOTAL SPENT WITH *OTHER HUBS 1.9%	BLACK	**ADJUSTED HUB GOAL 16.1%	HISPANIC	WOMAN	*OTHER HUB GOAL 1.9%	ASIAN PACIFIC	NATIVE AMERICAN
-----------	--------------------	---------------------------	------------------------------------	-----------------------------------	-------	---------------------------	----------	-------	----------------------	---------------	-----------------

T
N
S
-TC

C

352-TEXAS BOND REVIEW BOARD-Other Services Unadjusted Goal is 33.0%

FUND TYPE	TOTAL EXPENDITURES	TOTAL SPENT WITH NON-HUBS	TOTAL SPENT WITH **ADJ. HUBS 33.0%	TOTAL SPENT WITH *OTHER HUBS 1.1%	ASIAN PACIFIC	**ADJUSTED HUB GOAL 33.0%	BLACK	HISPANIC	NATIVE AMERICAN	WOMAN
-----------	--------------------	---------------------------	------------------------------------	-----------------------------------	---------------	---------------------------	-------	----------	-----------------	-------

T
N
S
-TC

C

352-TEXAS BOND REVIEW BOARD-Commodity Purchasing Unadjusted Goal is 12.8%

FUND TYPE	TOTAL EXPENDITURES	TOTAL SPENT WITH NON-HUBS	TOTAL SPENT WITH **ADJ. HUBS 11.5%	TOTAL SPENT WITH *OTHER HUBS 1.1%	BLACK	**ADJUSTED HUB GOAL 11.5%	HISPANIC	WOMAN	*OTHER HUB GOAL 1.1%	ASIAN PACIFIC	NATIVE AMERICAN
-----------	--------------------	---------------------------	------------------------------------	-----------------------------------	-------	---------------------------	----------	-------	----------------------	---------------	-----------------

T
N
S
-TC

C

DB = DEBIT (NEGATIVE AMOUNT) * = OTHER HUBS ** = ADJUSTED HUBS *** = DOLLARS REPORTED BUT NOT SHOWN IN THESE COLUMNS. SEE COVER LETTER PARA. 4
T-TREASURY, N-NON-TREASURY, S-SUBCONTRACTOR FUNDS & PROCUREMENT CARD HUB PURCHASES, TC-TERM CONTRACT, C-CONSOLIDATED. SEE PAGE 4 OF HUB REPORT FOR FUND TYPE DESCRIPTION.

FUND TYPE	TOTAL EXPENDITURES	TOTAL SPENT WITH NON-HUBS AMOUNT/%	353-TEXAS INCENTIVE & PRODUCTIVITY COMM.-Heavy Construction Unadjusted Goal is 11.8%		**ADJUSTED HUB GOAL 6.8%				*OTHER HUB GOAL 5.3% WOMAN AMOUNT/%
			TOTAL SPENT WITH **ADJ. HUBS 5.6% AMOUNT/%	TOTAL SPENT WITH *OTHER HUBS 5.2% AMOUNT/%	ASIAN PACIFIC AMOUNT/%	BLACK AMOUNT/%	HISPANIC AMOUNT/%	NATIVE AMERICAN AMOUNT/%	

T
N
S
-TC
C

FUND TYPE	TOTAL EXPENDITURES	TOTAL SPENT WITH NON-HUBS	353-TEXAS INCENTIVE & PRODUCTIVITY COMM.-Building Construction Unadjusted Goal is 26.1%		**ADJUSTED HUB GOAL 25.1%			*OTHER HUB GOAL 1.0%	
			TOTAL SPENT WITH **ADJ. HUBS 25.1%	TOTAL SPENT WITH *OTHER HUBS 1.0%	BLACK	HISPANIC	WOMAN	ASIAN PACIFIC	NATIVE AMERICAN

T
N
S
-TC
C

FUND TYPE	TOTAL EXPENDITURES	TOTAL SPENT WITH NON-HUBS	353-TEXAS INCENTIVE & PRODUCTIVITY COMM.-Special Trade Unadjusted Goal is 57.2%		**ADJUSTED HUB GOAL 47.0%		*OTHER HUB GOAL 10.2%		
			TOTAL SPENT WITH **ADJ. HUBS 47.0%	TOTAL SPENT WITH *OTHER HUBS 10.2%	BLACK	HISPANIC	ASIAN PACIFIC	NATIVE AMERICAN	WOMAN

T
N
S
-TC
C

FUND TYPE	TOTAL EXPENDITURES	TOTAL SPENT WITH NON-HUBS	353-TEXAS INCENTIVE & PRODUCTIVITY COMM.-Professional Services Unadjusted Goal is 20.0%		**ADJUSTED HUB GOAL 18.1%			*OTHER HUB GOAL 1.9%	
			TOTAL SPENT WITH **ADJ. HUBS 18.1%	TOTAL SPENT WITH *OTHER HUBS 1.9%	BLACK	HISPANIC	WOMAN	ASIAN PACIFIC	NATIVE AMERICAN

T
N
S
-TC
C

FUND TYPE	TOTAL EXPENDITURES	TOTAL SPENT WITH NON-HUBS	353-TEXAS INCENTIVE & PRODUCTIVITY COMM.-Other Services Unadjusted Goal is 33.6%		**ADJUSTED HUB GOAL 33.0%			
			TOTAL SPENT WITH **ADJ. HUBS 33.0%	TOTAL SPENT WITH *OTHER HUBS 1.2%	ASIAN PACIFIC	BLACK	HISPANIC	NATIVE AMERICAN

T
N
S
-TC
C

FUND TYPE	TOTAL EXPENDITURES	TOTAL SPENT WITH NON-HUBS	353-TEXAS INCENTIVE & PRODUCTIVITY COMM.-Commodity Purchasing Unadjusted Goal is 12.6%		**ADJUSTED HUB GOAL 11.5%			*OTHER HUB GOAL 1.1%	
			TOTAL SPENT WITH **ADJ. HUBS 11.5%	TOTAL SPENT WITH *OTHER HUBS 1.1%	BLACK	HISPANIC	WOMAN	ASIAN PACIFIC	NATIVE AMERICAN

T
N
S
-TC
C

DB = DEBIT (NEGATIVE AMOUNT) * = OTHER HUBS ** = ADJUSTED HUBS *** = DOLLARS REPORTED BUT NOT SHOWN IN THESE COLUMNS. SEE COVER LETTER PARA. 4
T=TREASURY, N=NON-TREASURY, S=SUBCONTRACTOR FUNDS & PROCUREMENT CARD HUB PURCHASES, TC=TERM CONTRACT, C=CONSOLIDATED. SEE PAGE 4 OF HUB REPORT FOR FUND TYPE DESCRIPTION.

354-TEXAS AEROSPACE COMMISSION-Heavy Construction Unadjusted Goal is 11.9%

FUND TYPE	TOTAL EXPENDITURES	TOTAL SPENT WITH NON-HUBS AMOUNT/%	TOTAL SPENT WITH **ADJ. HUBS 5.5% AMOUNT/%	TOTAL SPENT WITH *OTHER HUBS 5.3% AMOUNT/%	ASIAN PACIFIC AMOUNT/%	**ADJUSTED HUB GOAL 5.6% BLACK AMOUNT/%	HISPANIC AMOUNT/%	NATIVE AMERICAN AMOUNT/%	*OTHER HUB GOAL 5.3% WOMAN AMOUNT/%
-----------	--------------------	------------------------------------	--	--	------------------------	--	-------------------	--------------------------	--

T
N
S
-TC

C

354-TEXAS AEROSPACE COMMISSION-Building Construction Unadjusted Goal is 26.1%

FUND TYPE	TOTAL EXPENDITURES	TOTAL SPENT WITH NON-HUBS	TOTAL SPENT WITH **ADJ. HUBS 25.1%	TOTAL SPENT WITH *OTHER HUBS 1.0%	BLACK	HISPANIC	WOMAN	ASIAN PACIFIC	NATIVE AMERICAN
-----------	--------------------	---------------------------	------------------------------------	-----------------------------------	-------	----------	-------	---------------	-----------------

T
N
S
-TC

C

354-TEXAS AEROSPACE COMMISSION-Special Trade Unadjusted Goal is 57.2%

FUND TYPE	TOTAL EXPENDITURES	TOTAL SPENT WITH NON-HUBS	TOTAL SPENT WITH **ADJ. HUBS 47.0%	TOTAL SPENT WITH *OTHER HUBS 10.2%	BLACK	HISPANIC	ASIAN PACIFIC	NATIVE AMERICAN	WOMAN
-----------	--------------------	---------------------------	------------------------------------	------------------------------------	-------	----------	---------------	-----------------	-------

T
N
S
-TC

C

354-TEXAS AEROSPACE COMMISSION-Professional Services Unadjusted Goal is 20.0%

FUND TYPE	TOTAL EXPENDITURES	TOTAL SPENT WITH NON-HUBS	TOTAL SPENT WITH **ADJ. HUBS 18.1%	TOTAL SPENT WITH *OTHER HUBS 1.9%	BLACK	HISPANIC	WOMAN	ASIAN PACIFIC	NATIVE AMERICAN
-----------	--------------------	---------------------------	------------------------------------	-----------------------------------	-------	----------	-------	---------------	-----------------

T
N
S
-TC

C

354-TEXAS AEROSPACE COMMISSION-Other Services Unadjusted Goal is 33.0%

FUND TYPE	TOTAL EXPENDITURES	TOTAL SPENT WITH NON-HUBS	TOTAL SPENT WITH **ADJ. HUBS 33.0%	ASIAN PACIFIC	BLACK	HISPANIC	NATIVE AMERICAN	WOMAN
-----------	--------------------	---------------------------	------------------------------------	---------------	-------	----------	-----------------	-------

T
N
S
-TC

C

354-TEXAS AEROSPACE COMMISSION-Commodity Purchasing Unadjusted Goal is 12.6%

FUND TYPE	TOTAL EXPENDITURES	TOTAL SPENT WITH NON-HUBS	TOTAL SPENT WITH **ADJ. HUBS 11.5%	TOTAL SPENT WITH *OTHER HUBS 1.1%	BLACK	HISPANIC	WOMAN	ASIAN PACIFIC	NATIVE AMERICAN
-----------	--------------------	---------------------------	------------------------------------	-----------------------------------	-------	----------	-------	---------------	-----------------

T
N
S
-TC

C

DB = DEBIT (NEGATIVE AMOUNT) * = OTHER HUBS ** = ADJUSTED HUBS *** = DOLLARS REPORTED BUT NOT SHOWN IN THESE COLUMNS. SEE COVER LETTER PARA. 4
T=TREASURY, N=NON-TREASURY, S=SUBCONTRACTOR FUNDS & PROCUREMENT CARD HUB PURCHASES, TC=TERM CONTRACT, C=CONSOLIDATED. SEE PAGE 4 OF HUB REPORT FOR FUND TYPE DESCRIPTION.

FUND TYPE	TOTAL EXPENDITURES	TOTAL SPENT WITH NON-HUBS AMOUNT/%	355-CHILDREN'S TRUST FUND (SEE #530)-Heavy Construction Unadjusted Goal is 11.8%		**ADJUSTED HUB GOAL 8.6%				*OTHER HUB GOAL 6.3% WOMAN AMOUNT/%
			TOTAL SPENT WITH **ADJ. HUBS 6.4% AMOUNT/%	TOTAL SPENT WITH *OTHER HUBS 5.3% AMOUNT/%	ASIAN PACIFIC AMOUNT/%	BLACK AMOUNT/%	HISPANIC AMOUNT/%	NATIVE AMERICAN AMOUNT/%	

T
N
S
-TC
C

FUND TYPE	TOTAL EXPENDITURES	TOTAL SPENT WITH NON-HUBS	355-CHILDREN'S TRUST FUND (SEE #530)-Building Construction Unadjusted Goal is 28.1%		**ADJUSTED HUB GOAL 25.1%			*OTHER HUB GOAL 1.0% ASIAN PACIFIC NATIVE AMERICAN	
			TOTAL SPENT WITH **ADJ. HUBS 25.1%	TOTAL SPENT WITH *OTHER HUBS 1.0%	BLACK	HISPANIC	WOMAN		

T
N
S
-TC
C

FUND TYPE	TOTAL EXPENDITURES	TOTAL SPENT WITH NON-HUBS	355-CHILDREN'S TRUST FUND (SEE #530)-Special Trade Unadjusted Goal is 57.2%		**ADJUSTED HUB GOAL 47.0%		*OTHER HUB GOAL 10.2% ASIAN PACIFIC NATIVE AMERICAN WOMAN		
			TOTAL SPENT WITH **ADJ. HUBS 47.0%	TOTAL SPENT WITH *OTHER HUBS 10.2%	BLACK	HISPANIC			

T
N
S
-TC
C

FUND TYPE	TOTAL EXPENDITURES	TOTAL SPENT WITH NON-HUBS	355-CHILDREN'S TRUST FUND (SEE #530)-Professional Services Unadjusted Goal is 20.0%		**ADJUSTED HUB GOAL 18.1%			*OTHER HUB GOAL 1.9% ASIAN PACIFIC NATIVE AMERICAN	
			TOTAL SPENT WITH **ADJ. HUBS 18.1%	TOTAL SPENT WITH *OTHER HUBS 1.9%	BLACK	HISPANIC	WOMAN		

T
N
S
-TC
C

FUND TYPE	TOTAL EXPENDITURES	TOTAL SPENT WITH NON-HUBS	355-CHILDREN'S TRUST FUND (SEE #530)-Other Services Unadjusted Goal is 23.0%		**ADJUSTED HUB GOAL 33.0%				
			TOTAL SPENT WITH **ADJ. HUBS 33.0%	ASIAN PACIFIC	BLACK	HISPANIC	NATIVE AMERICAN	WOMAN	

T
N
S
-TC
C

FUND TYPE	TOTAL EXPENDITURES	TOTAL SPENT WITH NON-HUBS	355-CHILDREN'S TRUST FUND (SEE #530)-Commodity Purchasing Unadjusted Goal is 12.8%		**ADJUSTED HUB GOAL 11.6%			*OTHER HUB GOAL 1.1% ASIAN PACIFIC NATIVE AMERICAN	
			TOTAL SPENT WITH **ADJ. HUBS 11.6%	TOTAL SPENT WITH *OTHER HUBS 1.1%	BLACK	HISPANIC	WOMAN		

T
N
S
-TC
C

DB = DEBIT (NEGATIVE AMOUNT) * = OTHER HUBS ** = ADJUSTED HUBS *** = DOLLARS REPORTED BUT NOT SHOWN IN THESE COLUMNS. SEE COVER LETTER PARA. 4
T=TREASURY, N=NON-TREASURY, S=SUBCONTRACTOR FUNDS & PROCUREMENT CARD HUB PURCHASES, TC=TERM CONTRACT, C=CONSOLIDATED. SEE PAGE 4 OF HUB REPORT FOR FUND TYPE DESCRIPTION.

356-TEXAS ETHICS COMMISSION-Heavy Construction Unadjusted Goal is 11.8%

FUND TYPE	TOTAL EXPENDITURES	TOTAL SPENT WITH NON-HUBS AMOUNT/%	TOTAL SPENT WITH **ADJ. HUBS 6.0% AMOUNT/%	TOTAL SPENT WITH *OTHER HUBS 5.3% AMOUNT/%	ASIAN PACIFIC AMOUNT/%	BLACK AMOUNT/%	HISPANIC AMOUNT/%	NATIVE AMERICAN AMOUNT/%	*OTHER HUB GOAL 5.3% WOMAN AMOUNT/%
T									
N									
S									
-TC									
C									

356-TEXAS ETHICS COMMISSION-Building Construction Unadjusted Goal is 25.1%

FUND TYPE	TOTAL EXPENDITURES	TOTAL SPENT WITH NON-HUBS	TOTAL SPENT WITH **ADJ. HUBS 25.1%	TOTAL SPENT WITH *OTHER HUBS 1.0%	BLACK	HISPANIC	WOMAN	ASIAN PACIFIC	NATIVE AMERICAN
T									
N									
S									
-TC									
C									

356-TEXAS ETHICS COMMISSION-Special Trade Unadjusted Goal is 57.2%

FUND TYPE	TOTAL EXPENDITURES	TOTAL SPENT WITH NON-HUBS	TOTAL SPENT WITH **ADJ. HUBS 47.0%	TOTAL SPENT WITH *OTHER HUBS 10.2%	BLACK	HISPANIC	ASIAN PACIFIC	NATIVE AMERICAN	WOMAN
T									
N									
S									
-TC									
C									

356-TEXAS ETHICS COMMISSION-Professional Services Unadjusted Goal is 20.0%

FUND TYPE	TOTAL EXPENDITURES	TOTAL SPENT WITH NON-HUBS	TOTAL SPENT WITH **ADJ. HUBS 18.1%	TOTAL SPENT WITH *OTHER HUBS 1.9%	BLACK	HISPANIC	WOMAN	ASIAN PACIFIC	NATIVE AMERICAN
T									
N									
S									
-TC									
C									

356-TEXAS ETHICS COMMISSION-Other Services Unadjusted Goal is 33.0%

FUND TYPE	TOTAL EXPENDITURES	TOTAL SPENT WITH NON-HUBS	TOTAL SPENT WITH **ADJ. HUBS 33.0%	ASIAN PACIFIC	BLACK	HISPANIC	NATIVE AMERICAN	WOMAN
T	\$59,550	\$48,652/81.6%	\$10,898/18.3%			\$100/.167%		\$10,758/18.1%
N								
S								
-TC	\$485	\$349/75.0%	\$136/24.8%			\$100/21.4%		\$16/3.43%
C	\$59,064	\$48,302/81.7%	\$10,762/18.2%					\$10,782/18.2%

356-TEXAS ETHICS COMMISSION-Commodity Purchasing Unadjusted Goal is 12.5%

FUND TYPE	TOTAL EXPENDITURES	TOTAL SPENT WITH NON-HUBS	TOTAL SPENT WITH **ADJ. HUBS 11.5%	TOTAL SPENT WITH *OTHER HUBS 1.1%	BLACK	HISPANIC	WOMAN	ASIAN PACIFIC	NATIVE AMERICAN
T	\$127,573	\$122,122/95.7%	\$4,353/3.41%	\$1,098/.860%	\$1,207/.946%		\$3,145/2.46%	\$1,098/.860%	
N									
S									
-TC	\$4,823	\$4,823/100%							
C	\$122,750	\$117,299/95.6%	\$4,353/3.54%	\$1,098/.894%	\$1,207/.983%		\$3,145/2.56%	\$1,098/.894%	

DB = DEBIT (NEGATIVE AMOUNT) * = OTHER HUBS ** = ADJUSTED HUBS *** = DOLLARS REPORTED BUT NOT SHOWN IN THESE COLUMNS. SEE COVER LETTER PARA. 4
T-TREASURY, N-NON-TREASURY, S-SUBCONTRACTOR FUNDS & PROCUREMENT CARO HUB PURCHASES, TC-TERM CONTRACT, C-CONSOLIDATED. SEE PAGE 4 OF HUB REPORT FOR FUND TYPE DESCRIPTION.

FUND TYPE	TOTAL EXPENDITURES	TOTAL SPENT WITH NON-HUBS AMOUNT/%	357-OFFICE OF RURAL COMMUNITY AFFAIRS-Heavy Construction Unadjusted Goal is 11.9%		**ADJUSTED HUB GOAL 6.6%				*OTHER HUB GOAL 5.3% WOMAN AMOUNT/%
			TOTAL SPENT WITH **ADJ. HUBS 6.6%	TOTAL SPENT WITH *OTHER HUBS 5.3%	ASIAN PACIFIC AMOUNT/%	BLACK AMOUNT/%	HISPANIC AMOUNT/%	NATIVE AMERICAN AMOUNT/%	

T
N
S
-TC
C

FUND TYPE	TOTAL EXPENDITURES	TOTAL SPENT WITH NON-HUBS	357-OFFICE OF RURAL COMMUNITY AFFAIRS-Building Construction Unadjusted Goal is 26.1%		**ADJUSTED HUB GOAL 25.1%			*OTHER HUB GOAL 1.0%	
			TOTAL SPENT WITH **ADJ. HUBS 25.1%	TOTAL SPENT WITH *OTHER HUBS 1.0%	BLACK	HISPANIC	WOMAN	ASIAN PACIFIC	NATIVE AMERICAN

T
N
S
-TC
C

FUND TYPE	TOTAL EXPENDITURES	TOTAL SPENT WITH NON-HUBS	357-OFFICE OF RURAL COMMUNITY AFFAIRS-Special Trade Unadjusted Goal is 57.2%		**ADJUSTED HUB GOAL 47.0%		*OTHER HUB GOAL 10.2%		
			TOTAL SPENT WITH **ADJ. HUBS 47.0%	TOTAL SPENT WITH *OTHER HUBS 10.2%	BLACK	HISPANIC	ASIAN PACIFIC	NATIVE AMERICAN	WOMAN

T
N
S
-TC
C

FUND TYPE	TOTAL EXPENDITURES	TOTAL SPENT WITH NON-HUBS	357-OFFICE OF RURAL COMMUNITY AFFAIRS-Professional Services Unadjusted Goal is 20.0%		**ADJUSTED HUB GOAL 18.1%			*OTHER HUB GOAL 1.9%	
			TOTAL SPENT WITH **ADJ. HUBS 18.1%	TOTAL SPENT WITH *OTHER HUBS 1.9%	BLACK	HISPANIC	WOMAN	ASIAN PACIFIC	NATIVE AMERICAN

T
N
S
-TC
C

FUND TYPE	TOTAL EXPENDITURES	TOTAL SPENT WITH NON-HUBS	357-OFFICE OF RURAL COMMUNITY AFFAIRS-Other Services Unadjusted Goal is 33.0%		**ADJUSTED HUB GOAL 33.0%				
			TOTAL SPENT WITH **ADJ. HUBS 33.0%	TOTAL SPENT WITH *OTHER HUBS 1.8%	ASIAN PACIFIC	BLACK	HISPANIC	NATIVE AMERICAN	WOMAN

T
N
S
-TC
C

FUND TYPE	TOTAL EXPENDITURES	TOTAL SPENT WITH NON-HUBS	357-OFFICE OF RURAL COMMUNITY AFFAIRS-Commodity Purchasing Unadjusted Goal is 12.8%		**ADJUSTED HUB GOAL 11.5%			*OTHER HUB GOAL 1.1%	
			TOTAL SPENT WITH **ADJ. HUBS 11.5%	TOTAL SPENT WITH *OTHER HUBS 1.1%	BLACK	HISPANIC	WOMAN	ASIAN PACIFIC	NATIVE AMERICAN

T
N
S
-TC
C

DB = DEBIT (NEGATIVE AMOUNT) * = OTHER HUBS ** = ADJUSTED HUBS *** = DOLLARS REPORTED BUT NOT SHOWN IN THESE COLUMNS. SEE COVER LETTER PARA. 4
T-TREASURY, N-NON-TREASURY, S-SUBCONTRACTOR FUNDS & PROCUREMENT CARD HUB PURCHASES, TC-TERM CONTRACT, C-CONSOLIDATED. SEE PAGE 4 OF HUB REPORT FOR FUND TYPE DESCRIPTION.

FUND TYPE	TOTAL EXPENDITURES	TOTAL SPENT WITH NON-HUBS AMOUNT/%	TOTAL SPENT WITH **ADJ. HUBS 8.0% AMOUNT/%	TOTAL SPENT WITH *OTHER HUBS 5.3% AMOUNT/%	359-OFFICE OF PUBLIC INSURANCE COUNSEL-Heavy Construction Unadjusted Goal is 11.9% **ADJUSTED HUB GOAL 8.6%				*OTHER HUB GOAL 5.3% WOMAN AMOUNT/%
					ASIAN PACIFIC AMOUNT/%	BLACK AMOUNT/%	HISPANIC AMOUNT/%	NATIVE AMERICAN AMOUNT/%	

T
N
S
-TC

C

FUND TYPE	TOTAL EXPENDITURES	TOTAL SPENT WITH NON-HUBS	TOTAL SPENT WITH **ADJ. HUBS 25.1% AMOUNT/%	TOTAL SPENT WITH *OTHER HUBS 1.0% AMOUNT/%	359-OFFICE OF PUBLIC INSURANCE COUNSEL-Building Construction Unadjusted Goal is 28.1% **ADJUSTED HUB GOAL 25.1%			*OTHER HUB GOAL 1.0% ASIAN PACIFIC NATIVE AMERICAN	
					BLACK	HISPANIC	WOMAN		

T
N
S
-TC

C

FUND TYPE	TOTAL EXPENDITURES	TOTAL SPENT WITH NON-HUBS	TOTAL SPENT WITH **ADJ. HUBS 47.0% AMOUNT/%	TOTAL SPENT WITH *OTHER HUBS 10.2% AMOUNT/%	359-OFFICE OF PUBLIC INSURANCE COUNSEL-Special Trade Unadjusted Goal is 57.2% **ADJUSTED HUB GOAL 47.0%		*OTHER HUB GOAL 10.2% ASIAN PACIFIC NATIVE AMERICAN WOMAN		
					BLACK	HISPANIC			

T
N
S
-TC

C

FUND TYPE	TOTAL EXPENDITURES	TOTAL SPENT WITH NON-HUBS	TOTAL SPENT WITH **ADJ. HUBS 18.1% AMOUNT/%	TOTAL SPENT WITH *OTHER HUBS 1.8% AMOUNT/%	359-OFFICE OF PUBLIC INSURANCE COUNSEL-Professional Services Unadjusted Goal is 20.0% **ADJUSTED HUB GOAL 18.1%			*OTHER HUB GOAL 1.8% ASIAN PACIFIC NATIVE AMERICAN	
					BLACK	HISPANIC	WOMAN		

T
N
S
-TC

C

FUND TYPE	TOTAL EXPENDITURES	TOTAL SPENT WITH NON-HUBS	TOTAL SPENT WITH **ADJ. HUBS 33.0% AMOUNT/%	359-OFFICE OF PUBLIC INSURANCE COUNSEL-Other Services Unadjusted Goal is 33.0% **ADJUSTED HUB GOAL 33.0%				
				ASIAN PACIFIC	BLACK	HISPANIC	NATIVE AMERICAN	WOMAN

T
N
S
-TC

C

FUND TYPE	TOTAL EXPENDITURES	TOTAL SPENT WITH NON-HUBS	TOTAL SPENT WITH **ADJ. HUBS 11.5% AMOUNT/%	TOTAL SPENT WITH *OTHER HUBS 1.1% AMOUNT/%	359-OFFICE OF PUBLIC INSURANCE COUNSEL-Commodity Purchasing Unadjusted Goal is 12.6% **ADJUSTED HUB GOAL 11.5%			*OTHER HUB GOAL 1.1% ASIAN PACIFIC NATIVE AMERICAN	
					BLACK	HISPANIC	WOMAN		

T
N
S
-TC

C

DB = DEBIT (NEGATIVE AMOUNT) * = OTHER HUBS ** = ADJUSTED HUBS *** = DOLLARS REPORTED BUT NOT SHOWN IN THESE COLUMNS. SEE COVER LETTER PARA. 4
T-TREASURY, N-NON-TREASURY, S-SUBCONTRACTOR FUNDS & PROCUREMENT CARD HUB PURCHASES, TC-TERM CONTRACT, C-CONSOLIDATED. SEE PAGE 4 OF HUB REPORT FOR FUND TYPE DESCRIPTION.

360-STATE OFC OF ADMINISTRATIVE HEARINGS-Heavy Construction Unadjusted Goal is 11.8%

FUND TYPE	TOTAL EXPENDITURES	TOTAL SPENT WITH NON-HUBS	TOTAL SPENT WITH **ADJ. HUBS 5.4%	TOTAL SPENT WITH *OTHER HUBS 6.3%	**ADJUSTED HUB GOAL 5.6%				*OTHER HUB GOAL 5.3%
					ASIAN PACIFIC	BLACK	HISPANIC	NATIVE AMERICAN	
					AMOUNT/%	AMOUNT/%	AMOUNT/%	AMOUNT/%	AMOUNT/%

T
N
S
-TC

C

360-STATE OFC OF ADMINISTRATIVE HEARINGS-Building Construction Unadjusted Goal is 25.1%

FUND TYPE	TOTAL EXPENDITURES	TOTAL SPENT WITH NON-HUBS	TOTAL SPENT WITH **ADJ. HUBS 25.1%	TOTAL SPENT WITH *OTHER HUBS 1.0%	**ADJUSTED HUB GOAL 25.1%			*OTHER HUB GOAL 1.0%	
					BLACK	HISPANIC	WOMAN	ASIAN PACIFIC	NATIVE AMERICAN

T
N
S
-TC

C

360-STATE OFC OF ADMINISTRATIVE HEARINGS-Special Trade Unadjusted Goal is 57.2%

FUND TYPE	TOTAL EXPENDITURES	TOTAL SPENT WITH NON-HUBS	TOTAL SPENT WITH **ADJ. HUBS 47.0%	TOTAL SPENT WITH *OTHER HUBS 15.2%	**ADJUSTED HUB GOAL 47.0%		*OTHER HUB GOAL 10.2%		
					BLACK	HISPANIC	ASIAN PACIFIC	NATIVE AMERICAN	WOMAN

T
N
S
-TC

C

360-STATE OFC OF ADMINISTRATIVE HEARINGS-Professional Services Unadjusted Goal is 20.0%

FUND TYPE	TOTAL EXPENDITURES	TOTAL SPENT WITH NON-HUBS	TOTAL SPENT WITH **ADJ. HUBS 15.1%	TOTAL SPENT WITH *OTHER HUBS 1.8%	**ADJUSTED HUB GOAL 15.1%			*OTHER HUB GOAL 1.9%	
					BLACK	HISPANIC	WOMAN	ASIAN PACIFIC	NATIVE AMERICAN

T
N
S
-TC

C

360-STATE OFC OF ADMINISTRATIVE HEARINGS-Other Services Unadjusted Goal is 33.0%

FUND TYPE	TOTAL EXPENDITURES	TOTAL SPENT WITH NON-HUBS	TOTAL SPENT WITH **ADJ. HUBS 33.0%	**ADJUSTED HUB GOAL 33.0%				
				ASIAN PACIFIC	BLACK	HISPANIC	NATIVE AMERICAN	WOMAN
T	\$93,558	\$45,005/48.0%	\$48,575/51.9%			\$614/.655%		\$48,055/51.3%
N								
S								
-TC	\$1,286	\$988/76.2%	\$308/23.7%			\$239/18.4%		\$69/5.36%
C	\$92,391	\$44,020/47.6%	\$48,371/52.3%			\$375/.405%		\$47,886/51.9%

T
N
S
-TC

C

360-STATE OFC OF ADMINISTRATIVE HEARINGS-Commodity Purchasing Unadjusted Goal is 12.6%

FUND TYPE	TOTAL EXPENDITURES	TOTAL SPENT WITH NON-HUBS	TOTAL SPENT WITH **ADJ. HUBS 11.5%	TOTAL SPENT WITH *OTHER HUBS 1.1%	**ADJUSTED HUB GOAL 11.5%			*OTHER HUB GOAL 1.1%	
					BLACK	HISPANIC	WOMAN	ASIAN PACIFIC	NATIVE AMERICAN
T	\$115,577	\$97,121/81.5%	\$21,451/18.1%	\$74/.682%	\$3,128/2.83%	\$8,470/7.13%	\$9,882/8.32%	\$74/.682%	
N									
S									
-TC	\$30,623	\$30,544/99.7%	\$79/.268%				\$79/.258%		
C	\$88,054	\$66,577/75.6%	\$21,402/24.3%	\$74/.84%	\$3,128/3.55%	\$8,470/8.61%	\$9,803/11.1%	\$74/.84%	

DB = DEBIT (NEGATIVE AMOUNT) * = OTHER HUBS ** = ADJUSTED HUBS *** = DOLLARS REPORTED BUT NOT SHOWN IN THESE COLUMNS. SEE COVER LETTER PARA. 4
T=TREASURY, N=NON-TREASURY, S=SUBCONTRACTOR FUNDS & PROCUREMENT CARD HUB PURCHASES, TC=TERM CONTRACT, C=CONSOLIDATED. SEE PAGE 4 OF HUB REPORT FOR FUND TYPE DESCRIPTION.

362-TEXAS LOTTERY COMMISSION-Heavy Construction Unadjusted Goal is 11.9%

FUND TYPE	TOTAL EXPENDITURES	TOTAL SPENT WITH NON-HUBS AMOUNT/%	TOTAL SPENT WITH **ADJ. HUBS 5.8%	TOTAL SPENT WITH *OTHER HUBS 5.2%	ASIAN PACIFIC AMOUNT/%	**ADJUSTED HUB GOAL 5.6%	BLACK AMOUNT/%	HISPANIC AMOUNT/%	NATIVE AMERICAN AMOUNT/%	*OTHER HUB GOAL 5.3%	WOMAN AMOUNT/%
T											
N											
S											
-TC											
C											

362-TEXAS LOTTERY COMMISSION-Building Construction Unadjusted Goal is 26.1%

FUND TYPE	TOTAL EXPENDITURES	TOTAL SPENT WITH NON-HUBS	TOTAL SPENT WITH **ADJ. HUBS 25.1%	TOTAL SPENT WITH *OTHER HUBS 1.0%	BLACK	**ADJUSTED HUB GOAL 25.1%	HISPANIC	WOMAN	ASIAN PACIFIC	*OTHER HUB GOAL 1.0%	NATIVE AMERICAN
T											
N											
S											
-TC											
C											

362-TEXAS LOTTERY COMMISSION-Special Trade Unadjusted Goal is 57.2%

FUND TYPE	TOTAL EXPENDITURES	TOTAL SPENT WITH NON-HUBS	TOTAL SPENT WITH **ADJ. HUBS 47.0%	TOTAL SPENT WITH *OTHER HUBS 10.2%	BLACK	**ADJUSTED HUB GOAL 47.0%	HISPANIC	WOMAN	ASIAN PACIFIC	*OTHER HUB GOAL 10.2%	NATIVE AMERICAN	WOMAN
T	\$122,975	\$117,055/95.2%		\$5,880/4.78%								\$5,880/4.78%
N												
S												
-TC												
C	\$122,975	\$117,055/95.2%		\$5,880/4.78%								\$5,880/4.78%

362-TEXAS LOTTERY COMMISSION-Professional Services Unadjusted Goal is 20.0%

FUND TYPE	TOTAL EXPENDITURES	TOTAL SPENT WITH NON-HUBS	TOTAL SPENT WITH **ADJ. HUBS 18.1%	TOTAL SPENT WITH *OTHER HUBS 1.9%	BLACK	**ADJUSTED HUB GOAL 18.1%	HISPANIC	WOMAN	ASIAN PACIFIC	*OTHER HUB GOAL 1.9%	NATIVE AMERICAN
T	\$233,390	\$73,153/31.3%	\$160,237/68.6%		\$53,639/22.9%		\$106,598/45.6%				
N											
S											
-TC											
C	\$233,390	\$73,153/31.3%	\$160,237/68.6%		\$53,639/22.9%		\$106,598/45.6%				

362-TEXAS LOTTERY COMMISSION-Other Services Unadjusted Goal is 33.0%

FUND TYPE	TOTAL EXPENDITURES	TOTAL SPENT WITH NON-HUBS	TOTAL SPENT WITH **ADJ. HUBS 33.0%	ASIAN PACIFIC	BLACK	**ADJUSTED HUB GOAL 33.0%	HISPANIC	NATIVE AMERICAN	WOMAN
T	\$70,405,874	\$66,428,483/94.3%	\$3,977,390/5.64%	\$141,373/.200%	\$3,653,897/5.18%		\$24,480/.034%	\$2,769/.003%	\$154,859/.220%
N									
S	***	***	\$3,616,856/5.22%	\$87,807/.126%	\$708,065/1.02%		\$1,878,818/2.71%		\$942,174/1.36%
-TC	\$7,107		\$7,107/100%				\$7,107/100%		
C	\$70,398,766	\$66,428,483/94.3%	\$7,587,169/10.7%	\$229,181/.325%	\$4,361,963/6.19%		\$1,886,201/2.68%	\$2,769/.003%	\$1,087,033/1.55%

362-TEXAS LOTTERY COMMISSION-Commodity Purchasing Unadjusted Goal is 12.6%

FUND TYPE	TOTAL EXPENDITURES	TOTAL SPENT WITH NON-HUBS	TOTAL SPENT WITH **ADJ. HUBS 11.8%	TOTAL SPENT WITH *OTHER HUBS 1.1%	BLACK	**ADJUSTED HUB GOAL 11.8%	HISPANIC	WOMAN	ASIAN PACIFIC	*OTHER HUB GOAL 1.1%	NATIVE AMERICAN
T	\$3,167,108	\$2,332,443/73.6%	\$827,319/19.8%	\$207,342/6.54%	\$18,525/.584%		\$68,280/1.77%	\$552,513/17.4%	\$128,503/4.05%		\$78,839/2.48%
N											
S											
-TC											
C	\$3,167,108	\$2,332,443/73.6%	\$827,319/19.8%	\$207,342/6.54%	\$18,525/.584%		\$68,280/1.77%	\$552,513/17.4%	\$128,503/4.05%		\$78,839/2.48%

DB = DEBIT (NEGATIVE AMOUNT) * = OTHER HUBS ** = ADJUSTED HUBS *** = DOLLARS REPORTED BUT NOT SHOWN IN THESE COLUMNS. SEE COVER LETTER PARA. 4
T=TREASURY, N=NON-TREASURY, S=SUBCONTRACTOR FUNDS & PROCUREMENT CARD HUB PURCHASES, TC=TERM CONTRACT, C=CONSOLIDATED. SEE PAGE 4 OF HUB REPORT FOR FUND TYPE DESCRIPTION.

FUND TYPE	TOTAL EXPENDITURES	TOTAL SPENT WITH NON-HUBS AMOUNT/%	364-HEALTH PROFESSIONS COUNCIL-Heavy Construction Unadjusted Goal is 11.8%		**ADJUSTED HUB GOAL 6.8%				*OTHER HUB GOAL 5.3% WOMAN AMOUNT/%
			TOTAL SPENT WITH **ADJ. HUBS 5.6% AMOUNT/%	TOTAL SPENT WITH *OTHER HUBS 5.3% AMOUNT/%	ASIAN PACIFIC AMOUNT/%	BLACK AMOUNT/%	HISPANIC AMOUNT/%	NATIVE AMERICAN AMOUNT/%	

T
N
S
-TC

C

FUND TYPE	TOTAL EXPENDITURES	TOTAL SPENT WITH NON-HUBS	364-HEALTH PROFESSIONS COUNCIL-Building Construction Unadjusted Goal is 26.1%		**ADJUSTED HUB GOAL 25.1%			*OTHER HUB GOAL 1.0%	
			TOTAL SPENT WITH **ADJ. HUBS 25.1%	TOTAL SPENT WITH *OTHER HUBS 1.0%	BLACK	HISPANIC	WOMAN	ASIAN PACIFIC	NATIVE AMERICAN

T
N
S
-TC

C

FUND TYPE	TOTAL EXPENDITURES	TOTAL SPENT WITH NON-HUBS	364-HEALTH PROFESSIONS COUNCIL-Special Trade Unadjusted Goal is 57.2%		**ADJUSTED HUB GOAL 47.0%		*OTHER HUB GOAL 10.2%		
			TOTAL SPENT WITH **ADJ. HUBS 47.0%	TOTAL SPENT WITH *OTHER HUBS 10.2%	BLACK	HISPANIC	ASIAN PACIFIC	NATIVE AMERICAN	WOMAN

T
N
S
-TC

C

FUND TYPE	TOTAL EXPENDITURES	TOTAL SPENT WITH NON-HUBS	364-HEALTH PROFESSIONS COUNCIL-Professional Services Unadjusted Goal is 20.0%		**ADJUSTED HUB GOAL 18.1%			*OTHER HUB GOAL 1.9%	
			TOTAL SPENT WITH **ADJ. HUBS 18.1%	TOTAL SPENT WITH *OTHER HUBS 1.9%	BLACK	HISPANIC	WOMAN	ASIAN PACIFIC	NATIVE AMERICAN

T
N
S
-TC

C

FUND TYPE	TOTAL EXPENDITURES	TOTAL SPENT WITH NON-HUBS	364-HEALTH PROFESSIONS COUNCIL-Other Services Unadjusted Goal is 33.0%		**ADJUSTED HUB GOAL 33.0%				
			TOTAL SPENT WITH **ADJ. HUBS 33.0%	ASIAN PACIFIC	BLACK	HISPANIC	NATIVE AMERICAN	WOMAN	

T
N
S
-TC

C

FUND TYPE	TOTAL EXPENDITURES	TOTAL SPENT WITH NON-HUBS	364-HEALTH PROFESSIONS COUNCIL-Commodity Purchasing Unadjusted Goal is 12.6%		**ADJUSTED HUB GOAL 11.6%			*OTHER HUB GOAL 1.1%	
			TOTAL SPENT WITH **ADJ. HUBS 11.6%	TOTAL SPENT WITH *OTHER HUBS 1.1%	BLACK	HISPANIC	WOMAN	ASIAN PACIFIC	NATIVE AMERICAN

T
N
S
-TC

C

DB = DEBIT (NEGATIVE AMOUNT) * = OTHER HUBS ** = ADJUSTED HUBS *** = DOLLARS REPORTED BUT NOT SHOWN IN THESE COLUMNS. SEE COVER LETTER PARA. 4
T=TREASURY, N=NON-TREASURY, S=SUBCONTRACTOR FUNDS & PROCUREMENT CARD HUB PURCHASES, TC=TERM CONTRACT, C=CONSOLIDATED. SEE PAGE 4 OF HUB REPORT FOR FUND TYPE DESCRIPTION.

FUND TYPE	TOTAL EXPENDITURES	TOTAL SPENT WITH NON-HUBS AMOUNT/%	TOTAL SPENT WITH **ADJ. HUBS 6.6% AMOUNT/%	TOTAL SPENT WITH *OTHER HUBS 5.3% AMOUNT/%	**ADJUSTED HUB GOAL 6.6%				*OTHER HUB GOAL 5.3%	
					ASIAN PACIFIC AMOUNT/%	BLACK AMOUNT/%	HISPANIC AMOUNT/%	NATIVE AMERICAN AMOUNT/%	WOMAN AMOUNT/%	

T
N
S
-TC
C

FUND TYPE	TOTAL EXPENDITURES	TOTAL SPENT WITH NON-HUBS	TOTAL SPENT WITH **ADJ. HUBS 25.1%	TOTAL SPENT WITH *OTHER HUBS 1.0%	**ADJUSTED HUB GOAL 25.1%			*OTHER HUB GOAL 1.0%	
					BLACK	HISPANIC	WOMAN	ASIAN PACIFIC	NATIVE AMERICAN

T
N
S
-TC
C

FUND TYPE	TOTAL EXPENDITURES	TOTAL SPENT WITH NON-HUBS	TOTAL SPENT WITH **ADJ. HUBS 47.0%	TOTAL SPENT WITH *OTHER HUBS 10.2%	**ADJUSTED HUB GOAL 47.0%		*OTHER HUB GOAL 10.2%		
					BLACK	HISPANIC	ASIAN PACIFIC	NATIVE AMERICAN	WOMAN

T
N
S
-TC
C

FUND TYPE	TOTAL EXPENDITURES	TOTAL SPENT WITH NON-HUBS	TOTAL SPENT WITH **ADJ. HUBS 18.1%	TOTAL SPENT WITH *OTHER HUBS 1.9%	**ADJUSTED HUB GOAL 18.1%			*OTHER HUB GOAL 1.9%	
					BLACK	HISPANIC	WOMAN	ASIAN PACIFIC	NATIVE AMERICAN

T
N
S
-TC
C

FUND TYPE	TOTAL EXPENDITURES	TOTAL SPENT WITH NON-HUBS	TOTAL SPENT WITH **ADJ. HUBS 33.0%	**ADJUSTED HUB GOAL 33.0%				
				ASIAN PACIFIC	BLACK	HISPANIC	NATIVE AMERICAN	WOMAN

T
N
S
-TC
C

FUND TYPE	TOTAL EXPENDITURES	TOTAL SPENT WITH NON-HUBS	TOTAL SPENT WITH **ADJ. HUBS 11.5%	TOTAL SPENT WITH *OTHER HUBS 1.1%	**ADJUSTED HUB GOAL 11.5%			*OTHER HUB GOAL 1.1%	
					BLACK	HISPANIC	WOMAN	ASIAN PACIFIC	NATIVE AMERICAN

T
N
S
-TC
C

DB = DEBIT (NEGATIVE AMOUNT) * = OTHER HUBS ** = ADJUSTED HUBS *** = DOLLARS REPORTED BUT NOT SHOWN IN THESE COLUMNS. SEE COVER LETTER PARA. 4
T-TREASURY, N-NON-TREASURY, S-SUBCONTRACTOR FUNDS & PROCUREMENT CARD HUB PURCHASES, TC-TERM CONTRACT, C-CONSOLIDATED. SEE PAGE 4 OF HUB REPORT FOR FUND TYPE DESCRIPTION.

401-ADJUTANT GENERAL-Heavy Construction Unadjusted Goal is 11.9%

FUND TYPE	TOTAL EXPENDITURES	TOTAL SPENT WITH NON-HUBS AMOUNT/%	TOTAL SPENT WITH **ADJ. HUBS 6.0% AMOUNT/%	TOTAL SPENT WITH *OTHER HUBS 5.3% AMOUNT/%	**ADJUSTED HUB GOAL 6.6%		HISPANIC AMOUNT/%	NATIVE AMERICAN AMOUNT/%	*OTHER HUB GOAL 5.3% WOMAN AMOUNT/%
					ASIAN PACIFIC AMOUNT/%	BLACK AMOUNT/%			
T	\$77,882	\$75,932/97.4%		\$1,950/2.50%					\$1,950/2.50%
N									
S									
-TC									
C	\$77,882	\$75,932/97.4%		\$1,950/2.50%					\$1,950/2.50%

401-ADJUTANT GENERAL-Building Construction Unadjusted Goal is 26.1%

FUND TYPE	TOTAL EXPENDITURES	TOTAL SPENT WITH NON-HUBS	TOTAL SPENT WITH **ADJ. HUBS 25.1%	TOTAL SPENT WITH *OTHER HUBS 1.0%	**ADJUSTED HUB GOAL 25.1%		WOMAN	*OTHER HUB GOAL 1.0%	
					BLACK	HISPANIC		ASIAN PACIFIC	NATIVE AMERICAN
T	\$529,170	\$387,071/69.3%	\$162,088/30.6%			\$137,118/25.9%	\$24,980/4.72%		
N									
S									
-TC									
C	\$529,170	\$387,071/69.3%	\$162,088/30.6%			\$137,118/25.9%	\$24,980/4.72%		

401-ADJUTANT GENERAL-Special Trade Unadjusted Goal is 57.2%

FUND TYPE	TOTAL EXPENDITURES	TOTAL SPENT WITH NON-HUBS	TOTAL SPENT WITH **ADJ. HUBS 57.0%	TOTAL SPENT WITH *OTHER HUBS 10.2%	**ADJUSTED HUB GOAL 47.0%		ASIAN PACIFIC	NATIVE AMERICAN	WOMAN
					BLACK	HISPANIC			
T	\$1,380,218	\$1,118,767/80.9%	\$135,823/9.84%	\$127,527/9.23%			\$88,486/4.96%		\$59,041/4.27%
N			\$86,354/8.30%	\$8,000/.68%					\$8,000/.68%
S	***	***							
-TC									
C	\$1,380,218	\$1,118,767/80.9%	\$232,278/16.8%	\$135,527/9.81%			\$88,486/4.96%		\$67,041/4.85%

401-ADJUTANT GENERAL-Professional Services Unadjusted Goal is 20.0%

FUND TYPE	TOTAL EXPENDITURES	TOTAL SPENT WITH NON-HUBS	TOTAL SPENT WITH **ADJ. HUBS 18.1%	TOTAL SPENT WITH *OTHER HUBS 1.9%	**ADJUSTED HUB GOAL 18.1%		WOMAN	*OTHER HUB GOAL 1.9%	
					BLACK	HISPANIC		ASIAN PACIFIC	NATIVE AMERICAN
T	\$173,360	\$173,360/100%							
N									
S									
-TC									
C	\$173,360	\$173,360/100%							

401-ADJUTANT GENERAL-Other Services Unadjusted Goal is 33.0%

FUND TYPE	TOTAL EXPENDITURES	TOTAL SPENT WITH NON-HUBS	TOTAL SPENT WITH **ADJ. HUBS 33.0%	TOTAL SPENT WITH *OTHER HUBS 1.1%	**ADJUSTED HUB GOAL 33.0%				
					ASIAN PACIFIC	BLACK	HISPANIC	NATIVE AMERICAN	WOMAN
T	\$1,380,447	\$1,244,957/90.1%	\$135,489/9.81%		\$474/.034%	\$58,392/4.23%	\$37,760/2.73%		\$38,862/2.81%
N									
S									
-TC	\$546	\$546/100%							
C	\$1,379,901	\$1,244,412/90.1%	\$135,489/9.81%		\$474/.034%	\$58,392/4.23%	\$37,760/2.73%		\$38,862/2.81%

401-ADJUTANT GENERAL-Commodity Purchasing Unadjusted Goal is 12.6%

FUND TYPE	TOTAL EXPENDITURES	TOTAL SPENT WITH NON-HUBS	TOTAL SPENT WITH **ADJ. HUBS 11.5%	TOTAL SPENT WITH *OTHER HUBS 1.1%	**ADJUSTED HUB GOAL 11.5%			*OTHER HUB GOAL 1.1%	
					BLACK	HISPANIC	WOMAN	ASIAN PACIFIC	NATIVE AMERICAN
T	\$718,611	\$628,342/87.4%	\$75,884/10.5%	\$14,284/1.98%	\$4,439/.617%	\$35,335/4.91%	\$26,209/5.03%		\$14,284/1.98%
N									
S									
-TC	\$94,112	\$80,792/85.7%	\$12,568/13.3%	\$602/.852%	\$93/.099%	\$11,871/12.4%	\$802/.853%		\$602/.852%
C	\$624,499	\$547,600/87.6%	\$63,416/10.1%	\$13,482/2.15%	\$4,346/.695%	\$23,463/3.75%	\$25,407/5.66%		\$13,482/2.15%

OB = DEBIT (NEGATIVE AMOUNT) * = OTHER HUBS ** = ADJUSTED HUBS *** = DOLLARS REPORTED BUT NOT SHOWN IN THESE COLUMNS. SEE COVER LETTER PARA. 4
T-TREASURY, N-NON-TREASURY, S-SUBCONTRACTOR FUNDS & PROCUREMENT CARD HUB PURCHASES, TC-TERM CONTRACT, C-CONSOLIDATED. SEE PAGE 9 OF HUB REPORT FOR FUND TYPE DESCRIPTION.

403-TEXAS VETERANS COMMISSION-Heavy Construction Unadjusted Goal is 11.9%

FUND TYPE	TOTAL EXPENDITURES	TOTAL SPENT WITH NON-HUBS AMOUNT/%	TOTAL SPENT WITH **ADJ. HUBS 9.5%	TOTAL SPENT WITH *OTHER HUBS 5.3%	ASIAN PACIFIC AMOUNT/%	BLACK **ADJUSTED HUB GOAL 6.6%	HISPANIC AMOUNT/%	NATIVE AMERICAN AMOUNT/%	*OTHER HUB GOAL 5.3% WOMAN AMOUNT/%
T									
N									
S									
-TC									
C									

403-TEXAS VETERANS COMMISSION-Building Construction Unadjusted Goal is 26.1%

FUND TYPE	TOTAL EXPENDITURES	TOTAL SPENT WITH NON-HUBS	TOTAL SPENT WITH **ADJ. HUBS 25.1%	TOTAL SPENT WITH *OTHER HUBS 1.0%	BLACK **ADJUSTED HUB GOAL 25.1%	HISPANIC	WOMAN	*OTHER HUB GOAL 1.0% ASIAN PACIFIC NATIVE AMERICAN
T								
N								
S								
-TC								
C								

403-TEXAS VETERANS COMMISSION-Special Trade Unadjusted Goal is 27.2%

FUND TYPE	TOTAL EXPENDITURES	TOTAL SPENT WITH NON-HUBS	TOTAL SPENT WITH **ADJ. HUBS 47.0%	TOTAL SPENT WITH *OTHER HUBS 10.2%	BLACK **ADJUSTED HUB GOAL 47.0%	HISPANIC	WOMAN	*OTHER HUB GOAL 10.2% ASIAN PACIFIC NATIVE AMERICAN
T								
N								
S								
-TC								
C								

403-TEXAS VETERANS COMMISSION-Professional Services Unadjusted Goal is 20.0%

FUND TYPE	TOTAL EXPENDITURES	TOTAL SPENT WITH NON-HUBS	TOTAL SPENT WITH **ADJ. HUBS 18.1%	TOTAL SPENT WITH *OTHER HUBS 1.9%	BLACK **ADJUSTED HUB GOAL 18.1%	HISPANIC	WOMAN	*OTHER HUB GOAL 1.9% ASIAN PACIFIC NATIVE AMERICAN
T								
N								
S								
-TC								
C								

403-TEXAS VETERANS COMMISSION-Other Services Unadjusted Goal is 33.0%

FUND TYPE	TOTAL EXPENDITURES	TOTAL SPENT WITH NON-HUBS	TOTAL SPENT WITH **ADJ. HUBS 33.0%	ASIAN PACIFIC	BLACK **ADJUSTED HUB GOAL 33.0%	HISPANIC	NATIVE AMERICAN	WOMAN
T	\$21,519	\$6,732/40.5%	\$12,787/59.4%	\$621/2.8%		\$8,888/41.3%		\$3,277/15.2%
N								
S								
-TC	\$1,994	\$1,994/100%						
C	\$19,525	\$6,738/34.5%	\$12,787/65.4%	\$621/3.1%		\$8,888/45.5%		\$3,277/16.7%

403-TEXAS VETERANS COMMISSION-Commodity Purchasing Unadjusted Goal is 12.6%

FUND TYPE	TOTAL EXPENDITURES	TOTAL SPENT WITH NON-HUBS	TOTAL SPENT WITH **ADJ. HUBS 11.5%	TOTAL SPENT WITH *OTHER HUBS 1.1%	BLACK **ADJUSTED HUB GOAL 11.5%	HISPANIC	WOMAN	*OTHER HUB GOAL 1.1% ASIAN PACIFIC NATIVE AMERICAN
T	\$42,428	\$35,103/82.7%	\$6,296/14.8%	\$1,029/2.42%	\$3,307/7.79%	\$358/.844%	\$2,631/6.20%	\$1,029/2.42%
N								
S								
-TC	\$5,641	\$5,641/100%						
C	\$36,788	\$29,462/80.0%	\$6,296/17.1%	\$1,029/2.78%	\$3,307/8.94%	\$358/.974%	\$2,631/7.15%	\$1,029/2.78%

DB = DEBIT (NEGATIVE AMOUNT) * = OTHER HUBS ** = ADJUSTED HUBS *** = DOLLARS REPORTED BUT NOT SHOWN IN THESE COLUMNS. SEE COVER LETTER PARA. 4
T=TREASURY, N=NON-TREASURY, S=SUBCONTRACTOR FUNDS & PROCUREMENT CARD HUB PURCHASES, TC=TERM CONTRACT, C=CONSOLIDATED. SEE PAGE 4 OF HUB REPORT FOR FUND TYPE DESCRIPTION.

405-DEPARTMENT OF PUBLIC SAFETY-Heavy Construction Unadjusted Goal is 11.9%

FUND TYPE	TOTAL EXPENDITURES	TOTAL SPENT WITH NON-HUBS AMOUNT/%	TOTAL SPENT WITH **ADJ. HUBS 6.6% AMOUNT/%	TOTAL SPENT WITH *OTHER HUBS 5.3% AMOUNT/%	**ADJUSTED HUB GOAL 8.6%				*OTHER HUB GOAL 5.3% WOMAN AMOUNT/%
					ASIAN PACIFIC AMOUNT/%	BLACK AMOUNT/%	HISPANIC AMOUNT/%	NATIVE AMERICAN AMOUNT/%	
T	\$53,226	\$52,889/98.3%		\$336/.631%					\$336/.631%
N									
S									
-TC									
C	\$53,226	\$52,889/98.3%		\$336/.631%					\$336/.631%

405-DEPARTMENT OF PUBLIC SAFETY-Building Construction Unadjusted Goal is 26.1%

FUND TYPE	TOTAL EXPENDITURES	TOTAL SPENT WITH NON-HUBS	TOTAL SPENT WITH **ADJ. HUBS 26.1%	TOTAL SPENT WITH *OTHER HUBS 1.9%	**ADJUSTED HUB GOAL 25.1%			*OTHER HUB GOAL 1.0%	
					BLACK	HISPANIC	WOMAN	ASIAN PACIFIC	NATIVE AMERICAN
T	\$1,371,848	\$836,482/86.1%	\$436,368/31.8%			\$2,756/.201%	\$433,688/31.6%		
N									
S	***	***	\$62,925/4.58%		\$15,710/1.14%	\$44,812/2.26%	\$2,406/.175%		
-TC									
C	\$1,371,848	\$836,482/86.1%	\$499,265/36.3%		\$15,710/1.14%	\$47,570/3.46%	\$438,006/31.7%		

405-DEPARTMENT OF PUBLIC SAFETY-Special Trade Unadjusted Goal is 57.2%

FUND TYPE	TOTAL EXPENDITURES	TOTAL SPENT WITH NON-HUBS	TOTAL SPENT WITH **ADJ. HUBS 47.0%	TOTAL SPENT WITH *OTHER HUBS 10.2%	**ADJUSTED HUB GOAL 47.0%		*OTHER HUB GOAL 10.2%		
					BLACK	HISPANIC	ASIAN PACIFIC	NATIVE AMERICAN	WOMAN
T	\$990,059	\$698,312/70.6%	\$182,348/18.4%	\$108,388/10.8%	\$1,457/.147%	\$180,891/18.2%			\$108,388/10.8%
N									
S									
-TC									
C	\$990,059	\$699,312/70.6%	\$182,348/18.4%	\$108,388/10.8%	\$1,457/.147%	\$180,891/18.2%			\$108,388/10.8%

405-DEPARTMENT OF PUBLIC SAFETY-Professional Services Unadjusted Goal is 20.0%

FUND TYPE	TOTAL EXPENDITURES	TOTAL SPENT WITH NON-HUBS	TOTAL SPENT WITH **ADJ. HUBS 18.1%	TOTAL SPENT WITH *OTHER HUBS 1.8%	**ADJUSTED HUB GOAL 18.1%			*OTHER HUB GOAL 1.8%	
					BLACK	HISPANIC	WOMAN	ASIAN PACIFIC	NATIVE AMERICAN
T	\$179,696	\$140,708/78.3%	\$38,887/21.6%			\$36,987/21.6%			
N									
S	***	***	\$2,925/2.48%			\$2,825/2.48%			
-TC	\$62	\$62/100%							
C	\$179,633	\$140,646/78.2%	\$41,912/23.3%			\$41,912/23.3%			

405-DEPARTMENT OF PUBLIC SAFETY-Other Services Unadjusted Goal is 33.0%

FUND TYPE	TOTAL EXPENDITURES	TOTAL SPENT WITH NON-HUBS	TOTAL SPENT WITH **ADJ. HUBS 33.0%	**ADJUSTED HUB GOAL 33.0%				
				ASIAN PACIFIC	BLACK	HISPANIC	NATIVE AMERICAN	WOMAN
T	\$14,655,892	\$13,263,402/88.5%	\$1,692,490/11.3%	\$281,471/1.68%	\$20,024/.133%	\$53,568/.368%		\$1,337,426/8.94%
N								
S								
-TC	\$214,270	\$214,270/100%						
C	\$14,741,622	\$13,049,131/88.5%	\$1,692,490/11.4%	\$281,471/1.90%	\$20,024/.135%	\$53,568/.363%		\$1,337,426/9.07%

405-DEPARTMENT OF PUBLIC SAFETY-Commodity Purchasing Unadjusted Goal is 12.5%

FUND TYPE	TOTAL EXPENDITURES	TOTAL SPENT WITH NON-HUBS	TOTAL SPENT WITH **ADJ. HUBS 11.5%	TOTAL SPENT WITH *OTHER HUBS 1.1%	**ADJUSTED HUB GOAL 11.5%			*OTHER HUB GOAL 1.1%	
					BLACK	HISPANIC	WOMAN	ASIAN PACIFIC	NATIVE AMERICAN
T	\$23,721,448	\$20,365,958/85.8%	\$2,088,722/8.80%	\$1,276,765/5.38%	\$28,372/.117%	\$224,062/.944%	\$1,838,287/7.74%	\$1,274,904/5.37%	\$1,881/.007%
N									
S	***	***	\$531,735/8.22%	\$4,219/.065%	\$17,673/.273%	\$30,902/.477%	\$483,169/7.47%	\$4,131/.063%	\$86/.001%
-TC	\$1,482,180	\$1,757,069/88.6%	\$218,075/10.8%	\$9,035/.455%		\$151,219/7.62%	\$64,855/3.27%	\$9,035/.455%	
C	\$21,739,268	\$18,588,889/85.6%	\$2,404,393/11.0%	\$1,271,949/5.65%	\$44,045/.202%	\$103,745/.477%	\$2,266,681/10.3%	\$1,269,899/5.84%	\$1,949/.009%

DB = DEBIT (NEGATIVE AMOUNT) * = OTHER HUBS ** = ADJUSTED HUBS *** = DOLLARS REPORTED BUT NOT SHOWN IN THESE COLUMNS. SEE COVER LETTER PARA. 4
T-TREASURY, N=NON-TREASURY, S-SUBCONTRACTOR FUNDS & PROCUREMENT CARD HUB PURCHASES, TC-TERM CONTRACT, C-CONSOLIDATED. SEE PAGE 4 OF HUB REPORT FOR FUND TYPE DESCRIPTION.

406-TEXAS MILITARY FACILITIES COMMISSION-Heavy Construction Unadjusted Goal is 11.9%									
FUND TYPE	TOTAL EXPENDITURES	TOTAL SPENT WITH NON-HUBS AMOUNT/%	TOTAL SPENT WITH **ADJ. HUBS 6.6% AMOUNT/%	TOTAL SPENT WITH *OTHER HUBS 5.3% AMOUNT/%	ASIAN PACIFIC AMOUNT/%	**ADJUSTED HUB GOAL 6.6% BLACK AMOUNT/%	HISPANIC AMOUNT/%	NATIVE AMERICAN AMOUNT/%	*OTHER HUB GOAL 5.3% WOMAN AMOUNT/%
T	\$2,25008	\$7,760	\$10,00008			\$10,00008			
N	\$7,193	\$7,193/100 %							
S									
-TC									
C	\$4,943	\$14,943/302 %	\$10,000			\$10,00008			

406-TEXAS MILITARY FACILITIES COMMISSION-Building Construction Unadjusted Goal is 26.1%									
FUND TYPE	TOTAL EXPENDITURES	TOTAL SPENT WITH NON-HUBS	TOTAL SPENT WITH **ADJ. HUBS 25.1%	TOTAL SPENT WITH *OTHER HUBS 1.0%	BLACK	**ADJUSTED HUB GOAL 25.1% HISPANIC	WOMAN	ASIAN PACIFIC	*OTHER HUB GOAL 1.0% NATIVE AMERICAN
T	\$325	\$325/100 %							
N	\$4,545	\$4,545/100 %							
S									
-TC									
C	\$4,870	\$4,870/100 %							

406-TEXAS MILITARY FACILITIES COMMISSION-Special Trade Unadjusted Goal is 57.2%									
FUND TYPE	TOTAL EXPENDITURES	TOTAL SPENT WITH NON-HUBS	TOTAL SPENT WITH **ADJ. HUBS 47.0%	TOTAL SPENT WITH *OTHER HUBS 10.2%	BLACK	**ADJUSTED HUB GOAL 47.0% HISPANIC	ASIAN PACIFIC	*OTHER HUB GOAL 10.2% NATIVE AMERICAN	WOMAN
T	\$384,784	\$275,785/71.6%	\$43,948/11.4%	\$65,070/16.9%	\$10,000/2.58%	\$33,948/8.82%		\$25,320/6.64%	\$38,748/10.0%
N	\$734,237	\$368,625/50.2%	\$12,858/1.76%	\$352,712/48.0%		\$12,498/1.75%		\$300,788/40.8%	\$61,926/7.07%
S									
-TC									
C	\$1,119,021	\$644,390/57.5%	\$56,847/5.08%	\$417,783/37.3%	\$10,000/.893%	\$46,547/4.18%		\$327,107/29.2%	\$90,875/8.10%

406-TEXAS MILITARY FACILITIES COMMISSION-Professional Services Unadjusted Goal is 20.0%									
FUND TYPE	TOTAL EXPENDITURES	TOTAL SPENT WITH NON-HUBS	TOTAL SPENT WITH **ADJ. HUBS 18.1%	TOTAL SPENT WITH *OTHER HUBS 1.9%	BLACK	**ADJUSTED HUB GOAL 18.1% HISPANIC	WOMAN	ASIAN PACIFIC	*OTHER HUB GOAL 1.9% NATIVE AMERICAN
T	\$36,598	\$36,598/100 %							
N	\$445,883	\$48,058/10.7%	\$397,824/89.2%	\$2,000/.438%		\$2,840/.636%	\$394,984/88.5%		
S	***	***			\$2,000/.438%				
-TC									
C	\$482,482	\$84,657/17.5%	\$399,824/82.6%		\$2,000/.414%	\$2,840/.588%	\$394,884/81.8%		

406-TEXAS MILITARY FACILITIES COMMISSION-Other Services Unadjusted Goal is 33.0%									
FUND TYPE	TOTAL EXPENDITURES	TOTAL SPENT WITH NON-HUBS	TOTAL SPENT WITH **ADJ. HUBS 33.0%	ASIAN PACIFIC	**ADJUSTED HUB GOAL 33.0% BLACK	HISPANIC	NATIVE AMERICAN	WOMAN	
T	\$40,717	\$28,786/70.6%	\$11,930/29.3%					\$11,672/28.6%	
N	\$215,455	\$205,088/95.1%	\$10,388/4.82%					\$10,388/4.82%	
S	***	***	\$315/14.3%					\$315/14.3%	
-TC	\$2,588	\$2,435/94.0%	\$154/5.94%					\$154/5.84%	
C	\$253,582	\$231,419/91.2%	\$22,478/8.86%				\$258/.101%	\$22,220/8.76%	

406-TEXAS MILITARY FACILITIES COMMISSION-Commodity Purchasing Unadjusted Goal is 12.6%									
FUND TYPE	TOTAL EXPENDITURES	TOTAL SPENT WITH NON-HUBS	TOTAL SPENT WITH **ADJ. HUBS 11.3%	TOTAL SPENT WITH *OTHER HUBS 1.1%	BLACK	**ADJUSTED HUB GOAL 11.3% HISPANIC	WOMAN	ASIAN PACIFIC	*OTHER HUB GOAL 1.1% NATIVE AMERICAN
T	\$108,648	\$114,228/105 %	\$5,57808		\$52/.048%	\$1,237/1.13%	\$6,86808		
N	\$63,791	\$61,273/96.0%	\$448/.704%	\$2,069/3.24%		\$448/.704%		\$2,069/3.24%	
S	***	***	\$824/1.03%		\$52/.067%	\$41/.051%	\$783/.881%		
-TC	\$60,388	\$60,258/98.7%	\$131/.217%				\$78/.130%		
C	\$112,051	\$115,243/102 %	\$4,43888	\$2,069/1.84%		\$1,727/1.54%	\$6,16408	\$2,069/1.84%	

DB = DEBIT (NEGATIVE AMOUNT) * = OTHER HUBS ** = ADJUSTED HUBS *** = DOLLARS REPORTED BUT NOT SHOWN IN THESE COLUMNS. SEE COVER LETTER PARA. 4
T=TREASURY, N=NON-TREASURY, S=SUBCONTRACTOR FUNDS & PROCUREMENT CARD HUB PURCHASES, TC=TERM CONTRACT, C=CONSOLIDATED. SEE PAGE 4 OF HUB REPORT FOR FUND TYPE DESCRIPTION.

407-COMMISSION ON LAW ENFORCEMENT-Heavy Construction Unadjusted Goal is 11.9%

FUND TYPE	TOTAL EXPENDITURES	TOTAL SPENT WITH NON-HUBS AMOUNT/%	TOTAL SPENT WITH **ADJ. HUBS 9.0% AMOUNT/%	TOTAL SPENT WITH *OTHER HUBS 5.3% AMOUNT/%	**ADJUSTED HUB GOAL 9.6%				*OTHER HUB GOAL 5.3% WOMAN AMOUNT/%
					ASIAN PACIFIC AMOUNT/%	BLACK AMOUNT/%	HISPANIC AMOUNT/%	NATIVE AMERICAN AMOUNT/%	

T
N
S
-TC

C

407-COMMISSION ON LAW ENFORCEMENT-Building Construction Unadjusted Goal is 25.1%

FUND TYPE	TOTAL EXPENDITURES	TOTAL SPENT WITH NON-HUBS	TOTAL SPENT WITH **ADJ. HUBS 25.1%	TOTAL SPENT WITH *OTHER HUBS 1.0%	**ADJUSTED HUB GOAL 25.1%			*OTHER HUB GOAL 1.0%	
					BLACK	HISPANIC	WOMAN	ASIAN PACIFIC	NATIVE AMERICAN

T
N
S
-TC

C

407-COMMISSION ON LAW ENFORCEMENT-Special Trade Unadjusted Goal is 97.2%

FUND TYPE	TOTAL EXPENDITURES	TOTAL SPENT WITH NON-HUBS	TOTAL SPENT WITH **ADJ. HUBS 47.0%	TOTAL SPENT WITH *OTHER HUBS 10.2%	**ADJUSTED HUB GOAL 47.0%		*OTHER HUB GOAL 10.2%		
					BLACK	HISPANIC	ASIAN PACIFIC	NATIVE AMERICAN	WOMAN

T
N
S
-TC

C

407-COMMISSION ON LAW ENFORCEMENT-Professional Services Unadjusted Goal is 20.0%

FUND TYPE	TOTAL EXPENDITURES	TOTAL SPENT WITH NON-HUBS	TOTAL SPENT WITH **ADJ. HUBS 18.1%	TOTAL SPENT WITH *OTHER HUBS 1.9%	**ADJUSTED HUB GOAL 18.1%			*OTHER HUB GOAL 1.9%	
					BLACK	HISPANIC	WOMAN	ASIAN PACIFIC	NATIVE AMERICAN

T
N
S
-TC

C

407-COMMISSION ON LAW ENFORCEMENT-Other Services Unadjusted Goal is 33.0%

FUND TYPE	TOTAL EXPENDITURES	TOTAL SPENT WITH NON-HUBS	TOTAL SPENT WITH **ADJ. HUBS 33.0%	**ADJUSTED HUB GOAL 33.0%				
				ASIAN PACIFIC	BLACK	HISPANIC	NATIVE AMERICAN	WOMAN

T
N
S
-TC

C

407-COMMISSION ON LAW ENFORCEMENT-Commodity Purchasing Unadjusted Goal is 12.6%

FUND TYPE	TOTAL EXPENDITURES	TOTAL SPENT WITH NON-HUBS	TOTAL SPENT WITH **ADJ. HUBS 11.5%	TOTAL SPENT WITH *OTHER HUBS 1.1%	**ADJUSTED HUB GOAL 11.5%			*OTHER HUB GOAL 1.1%	
					BLACK	HISPANIC	WOMAN	ASIAN PACIFIC	NATIVE AMERICAN

T
N
S
-TC

C

DB = DEBIT (NEGATIVE AMOUNT) * = OTHER HUBS ** = ADJUSTED HUBS *** = DOLLARS REPORTED BUT NOT SHOWN IN THESE COLUMNS. SEE COVER LETTER PARA. 4
T=TREASURY, N=NON-TREASURY, S=SUBCONTRACTOR FUNDS & PROCUREMENT CARD HUB PURCHASES, TC=TERM CONTRACT, C=CONSOLIDATED. SEE PAGE 4 OF HUB REPORT FOR FUND TYPE DESCRIPTION.

409-COMMISSION ON JAIL STANDARDS-Heavy Construction Unadjusted Goal is 11.8%

FUND TYPE	TOTAL EXPENDITURES	TOTAL SPENT WITH NON-HUBS AMOUNT/%	TOTAL SPENT WITH **ADJ. HUBS 5.5% AMOUNT/%	TOTAL SPENT WITH *OTHER HUBS 6.3% AMOUNT/%	ASIAN PACIFIC AMOUNT/%	**ADJUSTED HUB GOAL 6.6% BLACK AMOUNT/%	HISPANIC AMOUNT/%	NATIVE AMERICAN AMOUNT/%	*OTHER HUB GOAL 5.3% WOMAN AMOUNT/%
-----------	--------------------	------------------------------------	--	--	------------------------	--	-------------------	--------------------------	--

T
N
S
-TC

C

409-COMMISSION ON JAIL STANDARDS-Building Construction Unadjusted Goal is 26.1%

FUND TYPE	TOTAL EXPENDITURES	TOTAL SPENT WITH NON-HUBS	TOTAL SPENT WITH **ADJ. HUBS 25.1%	TOTAL SPENT WITH *OTHER HUBS 1.0%	BLACK	HISPANIC	WOMAN	ASIAN PACIFIC	NATIVE AMERICAN
-----------	--------------------	---------------------------	------------------------------------	-----------------------------------	-------	----------	-------	---------------	-----------------

T
N
S
-TC

C

409-COMMISSION ON JAIL STANDARDS-Special Trade Unadjusted Goal is 57.2%

FUND TYPE	TOTAL EXPENDITURES	TOTAL SPENT WITH NON-HUBS	TOTAL SPENT WITH **ADJ. HUBS 47.0%	TOTAL SPENT WITH *OTHER HUBS 10.2%	BLACK	HISPANIC	ASIAN PACIFIC	NATIVE AMERICAN	WOMAN
-----------	--------------------	---------------------------	------------------------------------	------------------------------------	-------	----------	---------------	-----------------	-------

T
N
S
-TC

C

409-COMMISSION ON JAIL STANDARDS-Professional Services Unadjusted Goal is 20.0%

FUND TYPE	TOTAL EXPENDITURES	TOTAL SPENT WITH NON-HUBS	TOTAL SPENT WITH **ADJ. HUBS 18.1%	TOTAL SPENT WITH *OTHER HUBS 1.9%	BLACK	HISPANIC	WOMAN	ASIAN PACIFIC	NATIVE AMERICAN
-----------	--------------------	---------------------------	------------------------------------	-----------------------------------	-------	----------	-------	---------------	-----------------

T
N
S
-TC

C

409-COMMISSION ON JAIL STANDARDS-Other Services Unadjusted Goal is 33.0%

FUND TYPE	TOTAL EXPENDITURES	TOTAL SPENT WITH NON-HUBS	TOTAL SPENT WITH **ADJ. HUBS 33.0%	ASIAN PACIFIC	BLACK	HISPANIC	NATIVE AMERICAN	WOMAN
-----------	--------------------	---------------------------	------------------------------------	---------------	-------	----------	-----------------	-------

T
N
S
-TC

C

409-COMMISSION ON JAIL STANDARDS-Commodity Purchasing Unadjusted Goal is 12.6%

FUND TYPE	TOTAL EXPENDITURES	TOTAL SPENT WITH NON-HUBS	TOTAL SPENT WITH **ADJ. HUBS 11.5%	TOTAL SPENT WITH *OTHER HUBS 1.1%	BLACK	HISPANIC	WOMAN	ASIAN PACIFIC	NATIVE AMERICAN
-----------	--------------------	---------------------------	------------------------------------	-----------------------------------	-------	----------	-------	---------------	-----------------

T
N
S
-TC

C

DB = DEBIT (NEGATIVE AMOUNT) * = OTHER HUBS ** = ADJUSTED HUBS *** = DOLLARS REPORTED BUT NOT SHOWN IN THESE COLUMNS. SEE COVER LETTER PARA. 4
T-TREASURY, N-NON-TREASURY, S-SUBCONTRACTOR FUNDS & PROCUREMENT CARD HUB PURCHASES, TC-TERM CONTRACT, C-CONSOLIDATED. SEE PAGE 4 OF HUB REPORT FOR FUND TYPE DESCRIPTION.

FUND TYPE	TOTAL EXPENDITURES	TOTAL SPENT WITH NON-HUBS AMOUNT/%	410-CRIMINAL JUSTICE POLICY COUNCIL-Heavy Construction Unadjusted Goal is 11.9%		**ADJUSTED HUB GOAL 5.6%				*OTHER HUB GOAL 5.3%	
			TOTAL SPENT WITH **ADJ. HUBS 2.4%	TOTAL SPENT WITH *OTHER HUBS 5.3%	ASIAN PACIFIC AMOUNT/%	BLACK AMOUNT/%	HISPANIC AMOUNT/%	NATIVE AMERICAN AMOUNT/%	WOMAN AMOUNT/%	

T
N
S
-TC
C

FUND TYPE	TOTAL EXPENDITURES	TOTAL SPENT WITH NON-HUBS	410-CRIMINAL JUSTICE POLICY COUNCIL-Building Construction Unadjusted Goal is 28.1%		**ADJUSTED HUB GOAL 25.1%			*OTHER HUB GOAL 1.0%	
			TOTAL SPENT WITH **ADJ. HUBS 25.1%	TOTAL SPENT WITH *OTHER HUBS 1.0%	BLACK	HISPANIC	WOMAN	ASIAN PACIFIC	NATIVE AMERICAN

T
N
S
-TC
C

FUND TYPE	TOTAL EXPENDITURES	TOTAL SPENT WITH NON-HUBS	410-CRIMINAL JUSTICE POLICY COUNCIL-Special Trade Unadjusted Goal is 57.2%		**ADJUSTED HUB GOAL 47.0%		*OTHER HUB GOAL 10.2%		
			TOTAL SPENT WITH **ADJ. HUBS 47.0%	TOTAL SPENT WITH *OTHER HUBS 10.2%	BLACK	HISPANIC	ASIAN PACIFIC	NATIVE AMERICAN	WOMAN

T
N
S
-TC
C

FUND TYPE	TOTAL EXPENDITURES	TOTAL SPENT WITH NON-HUBS	410-CRIMINAL JUSTICE POLICY COUNCIL-Professional Services Unadjusted Goal is 20.0%		**ADJUSTED HUB GOAL 18.1%			*OTHER HUB GOAL 1.9%	
			TOTAL SPENT WITH **ADJ. HUBS 18.1%	TOTAL SPENT WITH *OTHER HUBS 1.9%	BLACK	HISPANIC	WOMAN	ASIAN PACIFIC	NATIVE AMERICAN

T
N
S
-TC
C

FUND TYPE	TOTAL EXPENDITURES	TOTAL SPENT WITH NON-HUBS	410-CRIMINAL JUSTICE POLICY COUNCIL-Other Services Unadjusted Goal is 33.0%		**ADJUSTED HUB GOAL 33.0%				
			TOTAL SPENT WITH **ADJ. HUBS 33.0%	ASIAN PACIFIC	BLACK	HISPANIC	NATIVE AMERICAN	WOMAN	

T
N
S
-TC
C

FUND TYPE	TOTAL EXPENDITURES	TOTAL SPENT WITH NON-HUBS	410-CRIMINAL JUSTICE POLICY COUNCIL-Commodity Purchasing Unadjusted Goal is 12.6%		**ADJUSTED HUB GOAL 11.5%			*OTHER HUB GOAL 1.1%	
			TOTAL SPENT WITH **ADJ. HUBS 11.5%	TOTAL SPENT WITH *OTHER HUBS 1.1%	BLACK	HISPANIC	WOMAN	ASIAN PACIFIC	NATIVE AMERICAN

T
N
S
-TC
C

DB = DEBIT (NEGATIVE AMOUNT) * = OTHER HUBS ** = ADJUSTED HUBS *** = DOLLARS REPORTED BUT NOT SHOWN IN THESE COLUMNS. SEE COVER LETTER PARA. 4
T=TREASURY, N=NON-TREASURY, S=SUBCONTRACTOR FUNDS & PROCUREMENT CARD HUB PURCHASES, TC=TERM CONTRACT, C=CONSOLIDATED. SEE PAGE 4 OF HUB REPORT FOR FUND TYPE DESCRIPTION.

411-TX COMMISSION OF FIRE PROTECTION-Heavy Construction Unadjusted Goal is 11.3%

FUND TYPE	TOTAL EXPENDITURES	TOTAL SPENT WITH NON-HUBS AMOUNT/%	TOTAL SPENT WITH **ADJ. HUBS 6.0% AMOUNT/%	TOTAL SPENT WITH *OTHER HUBS 5.3% AMOUNT/%	ASIAN PACIFIC AMOUNT/%	**ADJUSTED HUB GOAL 6.0% BLACK AMOUNT/%	HISPANIC AMOUNT/%	NATIVE AMERICAN AMOUNT/%	*OTHER HUB GOAL 5.3% WDMAN AMOUNT/%
-----------	--------------------	------------------------------------	--	--	------------------------	---	-------------------	--------------------------	-------------------------------------

T
N
S
-TC

C

411-TX COMMISSION OF FIRE PROTECTION-Building Construction Unadjusted Goal is 25.1%

FUND TYPE	TOTAL EXPENDITURES	TOTAL SPENT WITH NON-HUBS	TOTAL SPENT WITH **ADJ. HUBS 25.1% AMOUNT/%	TOTAL SPENT WITH *OTHER HUBS 1.0% AMOUNT/%	BLACK	**ADJUSTED HUB GOAL 25.1% HISPANIC	WOMAN	*OTHER HUB GOAL 1.0% ASIAN PACIFIC	NATIVE AMERICAN
-----------	--------------------	---------------------------	---	--	-------	------------------------------------	-------	------------------------------------	-----------------

T
N
S
-TC

C

411-TX COMMISSION OF FIRE PROTECTION-Special Trade Unadjusted Goal is 57.2%

FUND TYPE	TOTAL EXPENDITURES	TOTAL SPENT WITH NON-HUBS	TOTAL SPENT WITH **ADJ. HUBS 57.0% AMOUNT/%	TOTAL SPENT WITH *OTHER HUBS 10.2% AMOUNT/%	BLACK	**ADJUSTED HUB GOAL 47.0% HISPANIC	ASIAN PACIFIC	NATIVE AMERICAN	WOMAN
-----------	--------------------	---------------------------	---	---	-------	------------------------------------	---------------	-----------------	-------

T
N
S
-TC

C

411-TX COMMISSION OF FIRE PROTECTION-Professional Services Unadjusted Goal is 20.0%

FUND TYPE	TOTAL EXPENDITURES	TOTAL SPENT WITH NON-HUBS	TOTAL SPENT WITH **ADJ. HUBS 18.1% AMOUNT/%	TOTAL SPENT WITH *OTHER HUBS 1.9% AMOUNT/%	BLACK	**ADJUSTED HUB GOAL 18.1% HISPANIC	WOMAN	*OTHER HUB GOAL 1.9% ASIAN PACIFIC	NATIVE AMERICAN
-----------	--------------------	---------------------------	---	--	-------	------------------------------------	-------	------------------------------------	-----------------

T
N
S
-TC

C

411-TX COMMISSION OF FIRE PROTECTION-Other Services Unadjusted Goal is 33.0%

FUND TYPE	TOTAL EXPENDITURES	TOTAL SPENT WITH NON-HUBS	TOTAL SPENT WITH **ADJ. HUBS 33.0% AMOUNT/%	ASIAN PACIFIC	BLACK	**ADJUSTED HUB GOAL 33.0% HISPANIC	NATIVE AMERICAN	WDMAN
-----------	--------------------	---------------------------	---	---------------	-------	------------------------------------	-----------------	-------

T
N
S
-TC

C

411-TX COMMISSION OF FIRE PROTECTION-Commodity Purchasing Unadjusted Goal is 12.6%

FUND TYPE	TOTAL EXPENDITURES	TOTAL SPENT WITH NON-HUBS	TOTAL SPENT WITH **ADJ. HUBS 11.5% AMOUNT/%	TOTAL SPENT WITH *OTHER HUBS 1.1% AMOUNT/%	BLACK	**ADJUSTED HUB GOAL 11.5% HISPANIC	WOMAN	*OTHER HUB GOAL 1.1% ASIAN PACIFIC	NATIVE AMERICAN
-----------	--------------------	---------------------------	---	--	-------	------------------------------------	-------	------------------------------------	-----------------

T
N
S
-TC

C

DB = DEBIT (NEGATIVE AMOUNT) * = OTHER HUBS ** = ADJUSTED HUBS *** = DOLLARS REPORTED BUT NOT SHOWN IN THESE COLUMNS. SEE COVER LETTER PARA. 4
T=TREASURY, N=NON-TREASURY, S=SUBCONTRACTOR FUNDS & PROCUREMENT CARD HUB PURCHASES, TC=TERM CONTRACT, C=CONSOLIDATED. SEE PAGE 4 OF HUB REPORT FOR FUND TYPE DESCRIPTION.

450-SAVINGS AND LOAN DEPARTMENT-Heavy Construction Unadjusted Goal is 11.9%

FUND TYPE	TOTAL EXPENDITURES	TOTAL SPENT WITH NON-HUBS AMOUNT/%	TOTAL SPENT WITH **ADJ. HUBS 8.4%	TOTAL SPENT WITH *OTHER HUBS 5.3%	ASIAN PACIFIC AMOUNT/%	**ADJUSTED HUB GOAL 8.6%	BLACK AMOUNT/%	HISPANIC AMOUNT/%	NATIVE AMERICAN AMOUNT/%	*OTHER HUB GOAL 5.3% WOMAN AMOUNT/%
-----------	--------------------	------------------------------------	-----------------------------------	-----------------------------------	------------------------	--------------------------	----------------	-------------------	--------------------------	-------------------------------------

T
N
S
-TC

C

450-SAVINGS AND LOAN DEPARTMENT-Building Construction Unadjusted Goal is 26.1%

FUND TYPE	TOTAL EXPENDITURES	TOTAL SPENT WITH NON-HUBS	TOTAL SPENT WITH **ADJ. HUBS 25.1%	TOTAL SPENT WITH *OTHER HUBS 1.0%	BLACK	**ADJUSTED HUB GOAL 25.1%	HISPANIC	WOMAN	*OTHER HUB GOAL 1.0% ASIAN PACIFIC NATIVE AMERICAN
-----------	--------------------	---------------------------	------------------------------------	-----------------------------------	-------	---------------------------	----------	-------	--

T
N
S
-TC

C

450-SAVINGS AND LOAN DEPARTMENT-Special Trade Unadjusted Goal is 67.2%

FUND TYPE	TOTAL EXPENDITURES	TOTAL SPENT WITH NON-HUBS	TOTAL SPENT WITH **ADJ. HUBS 47.0%	TOTAL SPENT WITH *OTHER HUBS 10.2%	BLACK	**ADJUSTED HUB GOAL 47.0%	HISPANIC	WOMAN	*OTHER HUB GOAL 10.2% ASIAN PACIFIC NATIVE AMERICAN
-----------	--------------------	---------------------------	------------------------------------	------------------------------------	-------	---------------------------	----------	-------	---

T
N
S
-TC

C

450-SAVINGS AND LOAN DEPARTMENT-Professional Services Unadjusted Goal is 20.0%

FUND TYPE	TOTAL EXPENDITURES	TOTAL SPENT WITH NON-HUBS	TOTAL SPENT WITH **ADJ. HUBS 18.1%	TOTAL SPENT WITH *OTHER HUBS 1.9%	BLACK	**ADJUSTED HUB GOAL 18.1%	HISPANIC	WOMAN	*OTHER HUB GOAL 1.9% ASIAN PACIFIC NATIVE AMERICAN
-----------	--------------------	---------------------------	------------------------------------	-----------------------------------	-------	---------------------------	----------	-------	--

T
N
S
-TC

C

450-SAVINGS AND LOAN DEPARTMENT-Other Services Unadjusted Goal is 33.0%

FUND TYPE	TOTAL EXPENDITURES	TOTAL SPENT WITH NON-HUBS	TOTAL SPENT WITH **ADJ. HUBS 33.0%	ASIAN PACIFIC	BLACK	**ADJUSTED HUB GOAL 33.0%	HISPANIC	NATIVE AMERICAN	WOMAN
-----------	--------------------	---------------------------	------------------------------------	---------------	-------	---------------------------	----------	-----------------	-------

T
N
S
-TC

C

450-SAVINGS AND LOAN DEPARTMENT-Commodity Purchasing Unadjusted Goal is 12.6%

FUND TYPE	TOTAL EXPENDITURES	TOTAL SPENT WITH NON-HUBS	TOTAL SPENT WITH **ADJ. HUBS 11.5%	TOTAL SPENT WITH *OTHER HUBS 1.1%	BLACK	**ADJUSTED HUB GOAL 11.5%	HISPANIC	WOMAN	*OTHER HUB GOAL 1.1% ASIAN PACIFIC NATIVE AMERICAN
-----------	--------------------	---------------------------	------------------------------------	-----------------------------------	-------	---------------------------	----------	-------	--

T
N
S
-TC

C

DB = DEBIT (NEGATIVE AMOUNT) * = OTHER HUBS ** = ADJUSTED HUBS *** = DOLLARS REPORTED BUT NOT SHOWN IN THESE COLUMNS. SEE COVER LETTER PARA. 4
T-TREASURY, N-NON-TREASURY, S-SUBCONTRACTOR FUNDS & PROCUREMENT CARD HUB PURCHASES, TC-TEAM CONTRACT, C-CONSOLIDATED. SEE PAGE 4 OF HUB REPORT FOR FUND TYPE DESCRIPTION.

451-DEPARTMENT OF BANKING-Heavy Construction Unadjusted Goal is 11.9%

FUND TYPE	TOTAL EXPENDITURES	TOTAL SPENT WITH NON-HUBS AMOUNT/%	TOTAL SPENT WITH **ADJ. HUBS 8.6%	TOTAL SPENT WITH *OTHER HUBS 3.3%	**ADJUSTED HUB GOAL 6.6%				*OTHER HUB GOAL 5.3% WOMAN AMOUNT/%
					ASIAN PACIFIC AMOUNT/%	BLACK AMOUNT/%	HISPANIC AMOUNT/%	NATIVE AMERICAN AMOUNT/%	
T	\$27,432	\$2,700/9.84%		\$24,732/90.1%					\$24,732/90.1%
N									
S									
-TC									
C	\$27,432	\$2,700/9.84%		\$24,732/90.1%					\$24,732/90.1%

451-DEPARTMENT OF BANKING-Building Construction Unadjusted Goal is 28.1%

FUND TYPE	TOTAL EXPENDITURES	TOTAL SPENT WITH NON-HUBS	TOTAL SPENT WITH **ADJ. HUBS 28.1%	TOTAL SPENT WITH *OTHER HUBS 1.0%	**ADJUSTED HUB GOAL 25.1%			*OTHER HUB GOAL 1.0%	
					BLACK	HISPANIC	WOMAN	ASIAN PACIFIC	NATIVE AMERICAN
T									
N									
S									
-TC									
C									

451-DEPARTMENT OF BANKING-Special Trade Unadjusted Goal is 57.2%

FUND TYPE	TOTAL EXPENDITURES	TOTAL SPENT WITH NON-HUBS	TOTAL SPENT WITH **ADJ. HUBS 47.0%	TOTAL SPENT WITH *OTHER HUBS 10.2%	**ADJUSTED HUB GOAL 47.0%		*OTHER HUB GOAL 10.2%		
					BLACK	HISPANIC	ASIAN PACIFIC	NATIVE AMERICAN	WOMAN
T	\$28,357	\$28,357/100%							
N									
S									
-TC									
C	\$28,357	\$28,357/100%							

451-DEPARTMENT OF BANKING-Professional Services Unadjusted Goal is 20.0%

FUND TYPE	TOTAL EXPENDITURES	TOTAL SPENT WITH NON-HUBS	TOTAL SPENT WITH **ADJ. HUBS 18.1%	TOTAL SPENT WITH *OTHER HUBS 1.9%	**ADJUSTED HUB GOAL 18.1%			*OTHER HUB GOAL 1.9%	
					BLACK	HISPANIC	WOMAN	ASIAN PACIFIC	NATIVE AMERICAN
T	\$11,088	\$2,222/20.0%	\$8,866/79.8%			\$8,866/79.8%			
N									
S									
-TC									
C	\$11,088	\$2,222/20.0%	\$8,866/79.8%			\$8,866/79.8%			

451-DEPARTMENT OF BANKING-Other Services Unadjusted Goal is 33.0%

FUND TYPE	TOTAL EXPENDITURES	TOTAL SPENT WITH NON-HUBS	TOTAL SPENT WITH **ADJ. HUBS 33.0%	TOTAL SPENT WITH *OTHER HUBS 1.1%	**ADJUSTED HUB GOAL 33.0%				
					ASIAN PACIFIC	BLACK	HISPANIC	NATIVE AMERICAN	WOMAN
T	\$102,485	\$87,248/84.8%	\$5,247/5.11%			\$324/.316%	\$1,586/1.54%		\$3,336/3.25%
N									
S									
-TC	\$12,395	\$12,395/100%							
C	\$90,099	\$84,852/84.1%	\$5,247/5.82%			\$324/.359%	\$1,586/1.76%		\$3,336/3.70%

451-DEPARTMENT OF BANKING-Commodity Purchasing Unadjusted Goal is 12.6%

FUND TYPE	TOTAL EXPENDITURES	TOTAL SPENT WITH NON-HUBS	TOTAL SPENT WITH **ADJ. HUBS 11.3%	TOTAL SPENT WITH *OTHER HUBS 1.1%	**ADJUSTED HUB GOAL 11.5%				*OTHER HUB GOAL 1.1%	
					BLACK	HISPANIC	WOMAN	ASIAN PACIFIC	NATIVE AMERICAN	
T	\$221,074	\$182,834/82.7%	\$18,168/8.21%	\$48,071/22.1%	\$13,716/6.20%	\$5,073/2.29%	\$380/.171%		\$48,071/22.1%	
N										
S										
-TC	\$33,733	\$33,733/100%								
C	\$187,340	\$149,100/80.5%	\$18,168/10.2%	\$48,071/26.1%	\$13,716/7.32%	\$5,073/2.70%	\$380/.202%		\$48,071/26.1%	

DB = DEBIT (NEGATIVE AMOUNT) * = OTHER HUBS ** = ADJUSTED HUBS *** = DOLLARS REPORTED BUT NOT SHOWN IN THESE COLUMNS. SEE COVER LETTER PARA. 4
T=TREASURY, N=NON-TREASURY, S=SUBCONTRACTOR FUNDS & PROCUREMENT CARD HUB PURCHASES, TC=TERM CONTRACT, C=CONSOLIDATED. SEE PAGE 4 OF HUB REPORT FOR FUND TYPE DESCRIPTION.

452-DEPT OF LICENSING & REGULATION-Heavy Construction Unadjusted Goal is 11.9%

FUND TYPE	TOTAL EXPENDITURES	TOTAL SPENT WITH NON-HUBS AMOUNT/%	TOTAL SPENT WITH **ADJ. HUBS 6.6% AMOUNT/%	TOTAL SPENT WITH *OTHER HUBS 5.3% AMOUNT/%	ASIAN PACIFIC AMOUNT/%	**ADJUSTED HUB GOAL 6.6% BLACK AMOUNT/%	HISPANIC AMOUNT/%	NATIVE AMERICAN AMOUNT/%	*OTHER HUB GOAL 5.3% WDMAN AMOUNT/%
-----------	--------------------	------------------------------------	--	--	------------------------	---	-------------------	--------------------------	-------------------------------------

T
N
S
-TC
C

452-DEPT OF LICENSING & REGULATION-Building Construction Unadjusted Goal is 28.1%

FUND TYPE	TOTAL EXPENDITURES	TOTAL SPENT WITH NON-HUBS	TOTAL SPENT WITH **ADJ. HUBS 25.1% AMOUNT/%	TOTAL SPENT WITH *OTHER HUBS 1.0% AMOUNT/%	BLACK	HISPANIC	WOMAN	ASIAN PACIFIC	NATIVE AMERICAN
-----------	--------------------	---------------------------	---	--	-------	----------	-------	---------------	-----------------

T
N
S
-TC
C

452-DEPT OF LICENSING & REGULATION-Special Trade Unadjusted Goal is 57.2%

FUND TYPE	TOTAL EXPENDITURES	TOTAL SPENT WITH NON-HUBS	TOTAL SPENT WITH **ADJ. HUBS 47.0% AMOUNT/%	TOTAL SPENT WITH *OTHER HUBS 10.2% AMOUNT/%	BLACK	HISPANIC	ASIAN PACIFIC	NATIVE AMERICAN	WOMAN
-----------	--------------------	---------------------------	---	---	-------	----------	---------------	-----------------	-------

T
N
S
-TC
C

452-DEPT OF LICENSING & REGULATION-Professional Services Unadjusted Goal is 20.0%

FUND TYPE	TOTAL EXPENDITURES	TOTAL SPENT WITH NON-HUBS	TOTAL SPENT WITH **ADJ. HUBS 18.1% AMOUNT/%	TOTAL SPENT WITH *OTHER HUBS 1.9% AMOUNT/%	BLACK	HISPANIC	WOMAN	ASIAN PACIFIC	NATIVE AMERICAN
-----------	--------------------	---------------------------	---	--	-------	----------	-------	---------------	-----------------

T
N
S
-TC
C

452-DEPT OF LICENSING & REGULATION-Other Services Unadjusted Goal is 33.0%

FUND TYPE	TOTAL EXPENDITURES	TOTAL SPENT WITH NON-HUBS	TOTAL SPENT WITH **ADJ. HUBS 33.0% AMOUNT/%	ASIAN PACIFIC	BLACK	HISPANIC	NATIVE AMERICAN	WOMAN
-----------	--------------------	---------------------------	---	---------------	-------	----------	-----------------	-------

T
N
S
-TC
C

452-DEPT OF LICENSING & REGULATION-Commodity Purchasing Unadjusted Goal is 12.8%

FUND TYPE	TOTAL EXPENDITURES	TOTAL SPENT WITH NON-HUBS	TOTAL SPENT WITH **ADJ. HUBS 11.6% AMOUNT/%	TOTAL SPENT WITH *OTHER HUBS 1.1% AMOUNT/%	BLACK	HISPANIC	WOMAN	ASIAN PACIFIC	NATIVE AMERICAN
-----------	--------------------	---------------------------	---	--	-------	----------	-------	---------------	-----------------

T
N
S
-TC
C

DB = DEBIT (NEGATIVE AMOUNT) * = OTHER HUBS ** = ADJUSTED HUBS *** = DOLLARS REPORTED BUT NOT SHOWN IN THESE COLUMNS. SEE COVER LETTER PARA. 4
T-TREASURY, N-NDM-TREASURY, S-SUBCONTRACTOR FUNDS & PROCUREMENT CARD HUB PURCHASES, TC-TERM CONTRACT, C-CONSOLIDATED. SEE PAGE 4 OF HUB REPORT FOR FUND TYPE DESCRIPTION.

FUND TYPE	TOTAL EXPENDITURES	TOTAL SPENT WITH NON-HUBS AMOUNT/%	TOTAL SPENT WITH **ADJ. HUBS 4.4%	TOTAL SPENT WITH *OTHER HUBS 5.3%	453-TEXAS WORKERS' COMPENSATION COMM-Heavy Construction Unadjusted Goal is 11.9%				*OTHER HUB GOAL 5.3% WOMAN AMOUNT/%
					ASIAN PACIFIC AMOUNT/%	BLACK AMOUNT/%	HISPANIC AMOUNT/%	NATIVE AMERICAN AMOUNT/%	

T
N
S
-TC

C

FUND TYPE	TOTAL EXPENDITURES	TOTAL SPENT WITH NON-HUBS	TOTAL SPENT WITH **ADJ. HUBS 25.1%	TOTAL SPENT WITH *OTHER HUBS 1.0%	453-TEXAS WORKERS' COMPENSATION COMM-Building Construction Unadjusted Goal is 25.1%			*OTHER HUB GOAL 1.0%	
					BLACK	HISPANIC	WOMAN	ASIAN PACIFIC	NATIVE AMERICAN

T
N
S
-TC

C

FUND TYPE	TOTAL EXPENDITURES	TOTAL SPENT WITH NON-HUBS	TOTAL SPENT WITH **ADJ. HUBS 47.0%	TOTAL SPENT WITH *OTHER HUBS 10.2%	453-TEXAS WORKERS' COMPENSATION COMM-Special Trade Unadjusted Goal is 57.2%		*OTHER HUB GOAL 10.2%		
					BLACK	HISPANIC	ASIAN PACIFIC	NATIVE AMERICAN	WOMAN

T
N
S
-TC

C

FUND TYPE	TOTAL EXPENDITURES	TOTAL SPENT WITH NON-HUBS	TOTAL SPENT WITH **ADJ. HUBS 15.1%	TOTAL SPENT WITH *OTHER HUBS 1.8%	453-TEXAS WORKERS' COMPENSATION COMM-Professional Services Unadjusted Goal is 20.0%			*OTHER HUB GOAL 1.8%	
					BLACK	HISPANIC	WOMAN	ASIAN PACIFIC	NATIVE AMERICAN

T
N
S
-TC

C

FUND TYPE	TOTAL EXPENDITURES	TOTAL SPENT WITH NON-HUBS	TOTAL SPENT WITH **ADJ. HUBS 33.0%	453-TEXAS WORKERS' COMPENSATION COMM-Other Services Unadjusted Goal is 33.0%				
				ASIAN PACIFIC	BLACK	HISPANIC	NATIVE AMERICAN	WOMAN

T
N
S
-TC

C

FUND TYPE	TOTAL EXPENDITURES	TOTAL SPENT WITH NON-HUBS	TOTAL SPENT WITH **ADJ. HUBS 11.9%	TOTAL SPENT WITH *OTHER HUBS 1.1%	453-TEXAS WORKERS' COMPENSATION COMM-Commodity Purchasing Unadjusted Goal is 12.6%			*OTHER HUB GOAL 1.1%	
					BLACK	HISPANIC	WOMAN	ASIAN PACIFIC	NATIVE AMERICAN

T
N
S
-TC

C

DB = DEBIT (NEGATIVE AMOUNT) * = OTHER HUBS ** = ADJUSTED HUBS *** = DOLLARS REPORTED BUT NOT SHOWN IN THESE COLUMNS. SEE COVER LETTER PARA. 4
T=TREASURY, N=NON-TREASURY, S=SUBCONTRACTOR FUNDS & PROCUREMENT CARD HUB PURCHASES, TC=TEAM CONTRACT, C=CONSOLIDATED. SEE PAGE 4 OF HUB REPORT FOR FUND TYPE DESCRIPTION.

454-TEXAS DEPARTMENT OF INSURANCE-Heavy Construction Unadjusted Goal is 11.9%

FUND TYPE	TOTAL EXPENDITURES	TOTAL SPENT WITH NON-HUBS AMOUNT/%	TOTAL SPENT WITH **ADJ. HUBS 6.6% AMOUNT/%	TOTAL SPENT WITH *OTHER HUBS 5.3% AMOUNT/%	ASIAN PACIFIC AMOUNT/%	BLACK AMOUNT/%	HISPANIC AMOUNT/%	NATIVE AMERICAN AMOUNT/%	*OTHER HUB GOAL 5.3% WOMAN AMOUNT/%
-----------	--------------------	------------------------------------	--	--	------------------------	----------------	-------------------	--------------------------	-------------------------------------

T
N
S
-TC

C

454-TEXAS DEPARTMENT OF INSURANCE-Building Construction Unadjusted Goal is 26.1%

FUND TYPE	TOTAL EXPENDITURES	TOTAL SPENT WITH NON-HUBS	TOTAL SPENT WITH **ADJ. HUBS 25.1%	TOTAL SPENT WITH *OTHER HUBS 1.0%	BLACK	HISPANIC	WOMAN	ASIAN PACIFIC	NATIVE AMERICAN
-----------	--------------------	---------------------------	------------------------------------	-----------------------------------	-------	----------	-------	---------------	-----------------

T
N
S
-TC

C

454-TEXAS DEPARTMENT OF INSURANCE-Special Trade Unadjusted Goal is 57.2%

FUND TYPE	TOTAL EXPENDITURES	TOTAL SPENT WITH NON-HUBS	TOTAL SPENT WITH **ADJ. HUBS 47.0%	TOTAL SPENT WITH *OTHER HUBS 10.2%	BLACK	HISPANIC	ASIAN PACIFIC	NATIVE AMERICAN	WOMAN
-----------	--------------------	---------------------------	------------------------------------	------------------------------------	-------	----------	---------------	-----------------	-------

T
N
S
-TC

C

454-TEXAS DEPARTMENT OF INSURANCE-Professional Services Unadjusted Goal is 20.0%

FUND TYPE	TOTAL EXPENDITURES	TOTAL SPENT WITH NON-HUBS	TOTAL SPENT WITH **ADJ. HUBS 18.1%	TOTAL SPENT WITH *OTHER HUBS 1.9%	BLACK	HISPANIC	WOMAN	ASIAN PACIFIC	NATIVE AMERICAN
-----------	--------------------	---------------------------	------------------------------------	-----------------------------------	-------	----------	-------	---------------	-----------------

T
N
S
-TC

C

454-TEXAS DEPARTMENT OF INSURANCE-Other Services Unadjusted Goal is 33.0%

FUND TYPE	TOTAL EXPENDITURES	TOTAL SPENT WITH NON-HUBS	TOTAL SPENT WITH **ADJ. HUBS 33.0%	ASIAN PACIFIC	BLACK	HISPANIC	NATIVE AMERICAN	WOMAN
-----------	--------------------	---------------------------	------------------------------------	---------------	-------	----------	-----------------	-------

T
N
S
-TC

C

454-TEXAS DEPARTMENT OF INSURANCE-Commodity Purchasing Unadjusted Goal is 12.8%

FUND TYPE	TOTAL EXPENDITURES	TOTAL SPENT WITH NON-HUBS	TOTAL SPENT WITH **ADJ. HUBS 11.5%	TOTAL SPENT WITH *OTHER HUBS 1.1%	BLACK	HISPANIC	WOMAN	ASIAN PACIFIC	NATIVE AMERICAN
-----------	--------------------	---------------------------	------------------------------------	-----------------------------------	-------	----------	-------	---------------	-----------------

T
N
S
-TC

C

DB = DEBIT (NEGATIVE AMOUNT) * = OTHER HUBS ** = ADJUSTED HUBS *** = DOLLARS REPORTED BUT NOT SHOWN IN THESE COLUMNS. SEE COVER LETTER PARA. 4
T-TREASURY, N-NON-TREASURY, S-SUBCONTRACTOR FUNDS & PROCUREMENT CARD HUB PURCHASES, TC-TERM CONTRACT, C-CONSOLIDATED. SEE PAGE 4 OF HUB REPORT FOR FUND TYPE DESCRIPTION.

455-RAILROAD COMMISSION-Heavy Construction Unadjusted Goal is 11.9%

FUND TYPE	TOTAL EXPENDITURES	TOTAL SPENT WITH NON-HUBS AMOUNT/%	TOTAL SPENT WITH **ADJ. HUBS 6.6% AMOUNT/%	TOTAL SPENT WITH *OTHER HUBS 5.3% AMOUNT/%	ASIAN PACIFIC AMOUNT/%	**ADJUSTED HUB GOAL 6.6% BLACK AMOUNT/%	HISPANIC AMOUNT/%	NATIVE AMERICAN AMOUNT/%	*OTHER HUB GOAL 5.3% WOMAN AMOUNT/%
T	\$883	\$100/10.1%	\$883/89.8%						
N									
S									
TC									
C	\$883	\$100/10.1%	\$883/89.8%						

455-RAILROAD COMMISSION-Building Construction Unadjusted Goal is 26.1%

FUND TYPE	TOTAL EXPENDITURES	TOTAL SPENT WITH NON-HUBS	TOTAL SPENT WITH **ADJ. HUBS 25.1% AMOUNT/%	TOTAL SPENT WITH *OTHER HUBS 1.0% AMOUNT/%	BLACK AMOUNT/%	**ADJUSTED HUB GOAL 25.1% HISPANIC AMOUNT/%	WOMAN AMOUNT/%	*OTHER HUB GOAL 1.0% ASIAN PACIFIC AMOUNT/%	NATIVE AMERICAN AMOUNT/%
T									
N									
S									
TC									
C									

455-RAILROAD COMMISSION-Special Trade Unadjusted Goal is 57.2%

FUND TYPE	TOTAL EXPENDITURES	TOTAL SPENT WITH NON-HUBS	TOTAL SPENT WITH **ADJ. HUBS 47.0% AMOUNT/%	TOTAL SPENT WITH *OTHER HUBS 10.2% AMOUNT/%	BLACK AMOUNT/%	**ADJUSTED HUB GOAL 47.0% HISPANIC AMOUNT/%	ASIAN PACIFIC AMOUNT/%	NATIVE AMERICAN AMOUNT/%	WOMAN AMOUNT/%
T	\$478	\$478/100%							
N									
S									
TC									
C	\$478	\$478/100%							

455-RAILROAD COMMISSION-Professional Services Unadjusted Goal is 20.0%

FUND TYPE	TOTAL EXPENDITURES	TOTAL SPENT WITH NON-HUBS	TOTAL SPENT WITH **ADJ. HUBS 18.1% AMOUNT/%	TOTAL SPENT WITH *OTHER HUBS 1.9% AMOUNT/%	BLACK AMOUNT/%	**ADJUSTED HUB GOAL 18.1% HISPANIC AMOUNT/%	WOMAN AMOUNT/%	*OTHER HUB GOAL 1.9% ASIAN PACIFIC AMOUNT/%	NATIVE AMERICAN AMOUNT/%
T	\$688,018	\$888,018/100%							
N									
S	***	***	\$112,303/16.3%	\$62,655/7.65%		\$33,145/4.81%	\$79,158/11.6%	\$42,620/6.18%	\$10,035/1.45%
TC									
C	\$688,018	\$688,018/100%	\$112,303/16.3%	\$62,655/7.65%		\$33,145/4.81%	\$79,158/11.6%	\$42,620/6.18%	\$10,035/1.45%

455-RAILROAD COMMISSION-Other Services Unadjusted Goal is 33.0%

FUND TYPE	TOTAL EXPENDITURES	TOTAL SPENT WITH NON-HUBS	TOTAL SPENT WITH **ADJ. HUBS 33.0% AMOUNT/%	TOTAL SPENT WITH *OTHER HUBS 1.1% AMOUNT/%	ASIAN PACIFIC AMOUNT/%	**ADJUSTED HUB GOAL 33.0% BLACK AMOUNT/%	HISPANIC AMOUNT/%	NATIVE AMERICAN AMOUNT/%	WOMAN AMOUNT/%
T	\$8,874,151	\$7,472,013/84.1%	\$1,402,138/15.8%		\$126,735/1.42%	\$47,038/.630%	\$38,527/.435%		\$1,188,737/13.4%
N									
S	***	***	\$347,158/4.65%	\$1,585/4.46%			\$347,159/4.65%		
TC	\$36,488	\$33,903/95.5%	\$1,585/4.46%						\$1,585/4.46%
C	\$8,838,662	\$7,438,110/84.1%	\$1,747,711/19.7%		\$126,735/1.43%	\$47,036/.532%	\$385,766/4.36%		\$1,188,152/13.4%

455-RAILROAD COMMISSION-Commodity Purchasing Unadjusted Goal is 12.6%

FUND TYPE	TOTAL EXPENDITURES	TOTAL SPENT WITH NON-HUBS	TOTAL SPENT WITH **ADJ. HUBS 11.5% AMOUNT/%	TOTAL SPENT WITH *OTHER HUBS 1.1% AMOUNT/%	BLACK AMOUNT/%	**ADJUSTED HUB GOAL 11.5% HISPANIC AMOUNT/%	WOMAN AMOUNT/%	*OTHER HUB GOAL 1.1% ASIAN PACIFIC AMOUNT/%	NATIVE AMERICAN AMOUNT/%
T	\$1,637,599	\$1,506,225/91.9%	\$41,820/5.00%	\$48,494/3.02%	\$19,297/1.17%	\$16,880/1.03%	\$48,521/2.78%		\$48,494/3.02%
N									
S	***	***	\$8,974/7.24%	\$2,563/2.08%	\$6,668/5.38%	\$352/.284%	\$1,954/1.57%		\$2,563/2.06%
TC	\$331,429	\$323,977/97.7%	\$7,108/2.14%	\$343/.103%		\$22/.006%	\$7,066/2.13%		\$343/.103%
C	\$1,306,170	\$1,182,248/90.5%	\$48,746/6.41%	\$51,715/3.95%	\$25,966/1.98%	\$17,290/1.32%	\$40,489/3.09%		\$51,715/3.95%

DB = DEBIT (NEGATIVE AMOUNT) * = OTHER HUBS ** = ADJUSTED HUBS *** = DOLLARS REPORTED BUT NOT SHOWN IN THESE COLUMNS. SEE COVER LETTER PARA. 4
T-TREASURY, N=NON-TREASURY, S-SUBCONTRACTOR FUNDS & PROCUREMENT CARD HUB PURCHASES, TC-TERM CONTRACT, C-CONSOLIDATED. SEE PAGE 4 OF HUB REPORT FOR FUND TYPE DESCRIPTION.

455-BOARD OF PLUMBING EXAMINERS-Heavy Construction Unadjusted Goal is 11.9%

FUND TYPE	TOTAL EXPENDITURES	TOTAL SPENT WITH NON-HUBS AMOUNT/%	TOTAL SPENT WITH **ADJ. HUBS 8.4%	TOTAL SPENT WITH *OTHER HUBS 3.3%	ASIAN PACIFIC AMOUNT/%	**ADJUSTED HUB GOAL 6.8%	BLACK AMOUNT/%	HISPANIC AMOUNT/%	NATIVE AMERICAN AMOUNT/%	*OTHER HUB GOAL 5.3%
T										
N										
S										
-TC										
C										

456-BOARD OF PLUMBING EXAMINERS-Building Construction Unadjusted Goal is 28.1%

FUND TYPE	TOTAL EXPENDITURES	TOTAL SPENT WITH NON-HUBS	TOTAL SPENT WITH **ADJ. HUBS 25.1%	TOTAL SPENT WITH *OTHER HUBS 1.0%	BLACK	**ADJUSTED HUB GOAL 25.1%	HISPANIC	WOMAN	*OTHER HUB GOAL 1.0%
T									
N									
S									
-TC									
C									

456-BOARD OF PLUMBING EXAMINERS-Special Trade Unadjusted Goal is 57.2%

FUND TYPE	TOTAL EXPENDITURES	TOTAL SPENT WITH NON-HUBS	TOTAL SPENT WITH **ADJ. HUBS 47.0%	TOTAL SPENT WITH *OTHER HUBS 10.2%	BLACK	**ADJUSTED HUB GOAL 47.0%	HISPANIC	ASIAN PACIFIC	NATIVE AMERICAN	WOMAN
T	\$151	\$151/100%								
N										
S										
-TC										
C	\$151	\$151/100%								

456-BOARD OF PLUMBING EXAMINERS-Professional Services Unadjusted Goal is 20.0%

FUND TYPE	TOTAL EXPENDITURES	TOTAL SPENT WITH NON-HUBS	TOTAL SPENT WITH **ADJ. HUBS 18.1%	TOTAL SPENT WITH *OTHER HUBS 1.9%	BLACK	**ADJUSTED HUB GOAL 18.1%	HISPANIC	WOMAN	*OTHER HUB GOAL 1.9%
T	\$685	\$685/100%							
N									
S									
-TC									
C	\$685	\$685/100%							

456-BOARD OF PLUMBING EXAMINERS-Other Services Unadjusted Goal is 33.0%

FUND TYPE	TOTAL EXPENDITURES	TOTAL SPENT WITH NON-HUBS	TOTAL SPENT WITH **ADJ. HUBS 29.0%	TOTAL SPENT WITH *OTHER HUBS 1.1%	ASIAN PACIFIC	BLACK	**ADJUSTED HUB GOAL 33.0%	HISPANIC	NATIVE AMERICAN	WOMAN
T	\$40,615	\$64,032/84.3%	\$12,582/15.8%							
N										
S										
-TC	\$3,398	\$3,398/100%								
C	\$77,216	\$84,634/83.7%	\$12,582/15.2%				\$890/1.28%	\$617/.766%		\$10,974/13.6%

456-BOARD OF PLUMBING EXAMINERS-Commodity Purchasing Unadjusted Goal is 12.6%

FUND TYPE	TOTAL EXPENDITURES	TOTAL SPENT WITH NON-HUBS	TOTAL SPENT WITH **ADJ. HUBS 11.5%	TOTAL SPENT WITH *OTHER HUBS 1.1%	BLACK	**ADJUSTED HUB GOAL 11.5%	HISPANIC	WOMAN	*OTHER HUB GOAL 1.1%
T	\$46,421	\$35,176/75.7%	\$11,245/24.2%						
N									
S									
-TC	\$3,955	\$3,955/100%							
C	\$42,466	\$31,221/73.5%	\$11,245/24.4%				\$943/2.22%	\$10,301/22.1%	

08 = DEBIT (NEGATIVE AMOUNT) * = OTHER HUBS ** = ADJUSTED HUBS *** = DOLLARS REPORTED BUT NOT SHOWN IN THESE COLUMNS. SEE COVER LETTER PARA. 4
T-TREASURY, N-NON-TREASURY, S-SUBCONTRACTOR FUNDS & PROCUREMENT CARD HUB PURCHASES, TC-TERM CONTRACT, C-CONSOLIDATED. SEE PAGE 4 OF HUB REPORT FOR FUND TYPE DESCRIPTION.

457-STATE BOARD OF PUBLIC ACCOUNTANCY-Heavy Construction Unadjusted Goal is 11.8%

FUND TYPE	TOTAL EXPENDITURES	TOTAL SPENT WITH NON-HUBS AMOUNT/%	TOTAL SPENT WITH **ADJ. HUBS 5.6% AMOUNT/%	TOTAL SPENT WITH *OTHER HUBS 6.3% AMOUNT/%	ASIAN PACIFIC AMOUNT/%	**ADJUSTED HUB GOAL 6.6% BLACK AMOUNT/%	HISPANIC AMOUNT/%	NATIVE AMERICAN AMOUNT/%	*OTHER HUB GOAL 5.3% WOMAN AMOUNT/%
T									
N									
S									
-TC									
C									

457-STATE BOARD OF PUBLIC ACCOUNTANCY-Building Construction Unadjusted Goal is 26.1%

FUND TYPE	TOTAL EXPENDITURES	TOTAL SPENT WITH NON-HUBS	TOTAL SPENT WITH **ADJ. HUBS 25.1%	TOTAL SPENT WITH *OTHER HUBS 1.0%	BLACK	**ADJUSTED HUB GOAL 25.1% HISPANIC	WOMAN	ASIAN PACIFIC	NATIVE AMERICAN
T									
N									
S									
-TC									
C									

457-STATE BOARD OF PUBLIC ACCOUNTANCY-Special Trade Unadjusted Goal is 57.2%

FUND TYPE	TOTAL EXPENDITURES	TOTAL SPENT WITH NON-HUBS	TOTAL SPENT WITH **ADJ. HUBS 47.0%	TOTAL SPENT WITH *OTHER HUBS 10.2%	BLACK	**ADJUSTED HUB GOAL 47.0% HISPANIC	ASIAN PACIFIC	NATIVE AMERICAN	WOMAN
T	\$3,974	\$3,974/100 %							
N									
S									
-TC									
C	\$3,974	\$3,974/100 %							

457-STATE BOARD OF PUBLIC ACCOUNTANCY-Professional Services Unadjusted Goal is 20.0%

FUND TYPE	TOTAL EXPENDITURES	TOTAL SPENT WITH NON-HUBS	TOTAL SPENT WITH **ADJ. HUBS 18.1%	TOTAL SPENT WITH *OTHER HUBS 1.9%	BLACK	**ADJUSTED HUB GOAL 18.1% HISPANIC	WOMAN	ASIAN PACIFIC	NATIVE AMERICAN
T	\$7,773	\$6,381/69.2%	\$2,392/30.7%		\$2,392/30.7%				
N									
S									
-TC									
C	\$7,773	\$6,381/69.2%	\$2,392/30.7%		\$2,392/30.7%				

457-STATE BOARD OF PUBLIC ACCOUNTANCY-Other Services Unadjusted Goal is 33.0%

FUND TYPE	TOTAL EXPENDITURES	TOTAL SPENT WITH NON-HUBS	TOTAL SPENT WITH **ADJ. HUBS 33.0%	ASIAN PACIFIC	BLACK	**ADJUSTED HUB GOAL 33.0% HISPANIC	NATIVE AMERICAN	WOMAN
T	\$466,384	\$406,107/88.9%	\$60,277/11.0%	\$18,894/4.14%		\$10,573/2.31%		\$20,808/4.55%
N								
S								
-TC	\$5,307	\$6,307/100 %						
C	\$461,077	\$400,799/85.8%	\$60,277/11.1%	\$18,894/4.12%		\$10,673/2.34%		\$20,808/4.61%

457-STATE BOARD OF PUBLIC ACCOUNTANCY-Commodity Purchasing Unadjusted Goal is 12.6%

FUND TYPE	TOTAL EXPENDITURES	TOTAL SPENT WITH NON-HUBS	TOTAL SPENT WITH **ADJ. HUBS 11.5%	TOTAL SPENT WITH *OTHER HUBS 1.1%	BLACK	**ADJUSTED HUB GOAL 11.5% HISPANIC	WOMAN	ASIAN PACIFIC	NATIVE AMERICAN
T	\$68,256	\$48,349/70.5%	\$10,887/18.6%	\$1,020/1.75%			\$10,887/18.6%		\$1,020/1.75%
N									
S									
-TC	\$2,347	\$2,347/100 %							
C	\$65,909	\$44,002/78.7%	\$10,887/19.4%	\$1,020/1.82%			\$10,887/19.4%		\$1,020/1.82%

DB = DEBIT (NEGATIVE AMOUNT) * = OTHER HUBS ** = ADJUSTED HUBS *** = DOLLARS REPORTED BUT NOT SHOWN IN THESE COLUMNS. SEE COVER LETTER PARA. 4
T=TREASURY, N=NON-TREASURY, S=SUBCONTRACTOR FUNDS & PROCUREMENT CARD HUB PURCHASES, TC=TERM CONTRACT, C=CONSOLIDATED. SEE PAGE 4 OF HUB REPORT FOR FUND TYPE DESCRIPTION.

458-ALCOHOLIC BEVERAGE COMMISSION-Heavy Construction Unadjusted Goal is 11.9%

FUND TYPE	TOTAL EXPENDITURES	TOTAL SPENT WITH NON-HUBS AMOUNT/%	TOTAL SPENT WITH **ADJ. HUBS 8.6%	TOTAL SPENT WITH *OTHER HUBS 3.3%	ASIAN PACIFIC AMOUNT/%	**ADJUSTED HUB GOAL 8.6%	BLACK AMOUNT/%	HISPANIC AMOUNT/%	NATIVE AMERICAN AMOUNT/%	*OTHER HUB GOAL 6.3% WOMAN AMOUNT/%
-----------	--------------------	------------------------------------	-----------------------------------	-----------------------------------	------------------------	--------------------------	----------------	-------------------	--------------------------	-------------------------------------

T
N
S
-TC
C

458-ALCOHOLIC BEVERAGE COMMISSION-Building Construction Unadjusted Goal is 26.1%

FUND TYPE	TOTAL EXPENDITURES	TOTAL SPENT WITH NON-HUBS	TOTAL SPENT WITH **ADJ. HUBS 25.1%	TOTAL SPENT WITH *OTHER HUBS 1.0%	BLACK	HISPANIC	WOMAN	*OTHER HUB GOAL 1.0%	ASIAN PACIFIC	NATIVE AMERICAN
-----------	--------------------	---------------------------	------------------------------------	-----------------------------------	-------	----------	-------	----------------------	---------------	-----------------

T
N
S
-TC
C

458-ALCOHOLIC BEVERAGE COMMISSION-Special Trade Unadjusted Goal is 67.2%

FUND TYPE	TOTAL EXPENDITURES	TOTAL SPENT WITH NON-HUBS	TOTAL SPENT WITH **ADJ. HUBS 47.0%	TOTAL SPENT WITH *OTHER HUBS 19.2%	BLACK	HISPANIC	ASIAN PACIFIC	NATIVE AMERICAN	WOMAN	*OTHER HUB GOAL 10.2%
-----------	--------------------	---------------------------	------------------------------------	------------------------------------	-------	----------	---------------	-----------------	-------	-----------------------

T
N
S
-TC
C

458-ALCOHOLIC BEVERAGE COMMISSION-Professional Services Unadjusted Goal is 20.0%

FUND TYPE	TOTAL EXPENDITURES	TOTAL SPENT WITH NON-HUBS	TOTAL SPENT WITH **ADJ. HUBS 18.1%	TOTAL SPENT WITH *OTHER HUBS 1.9%	BLACK	HISPANIC	WOMAN	*OTHER HUB GOAL 1.9%	ASIAN PACIFIC	NATIVE AMERICAN
-----------	--------------------	---------------------------	------------------------------------	-----------------------------------	-------	----------	-------	----------------------	---------------	-----------------

T
N
S
-TC
C

458-ALCOHOLIC BEVERAGE COMMISSION-Other Services Unadjusted Goal is 33.0%

FUND TYPE	TOTAL EXPENDITURES	TOTAL SPENT WITH NON-HUBS	TOTAL SPENT WITH **ADJ. HUBS 32.0%	ASIAN PACIFIC	BLACK	HISPANIC	NATIVE AMERICAN	WOMAN
-----------	--------------------	---------------------------	------------------------------------	---------------	-------	----------	-----------------	-------

T
N
S
-TC
C

458-ALCOHOLIC BEVERAGE COMMISSION-Commodity Purchasing Unadjusted Goal is 12.6%

FUND TYPE	TOTAL EXPENDITURES	TOTAL SPENT WITH NON-HUBS	TOTAL SPENT WITH **ADJ. HUBS 11.5%	TOTAL SPENT WITH *OTHER HUBS 1.1%	BLACK	HISPANIC	WOMAN	*OTHER HUB GOAL 1.1%	ASIAN PACIFIC	NATIVE AMERICAN
-----------	--------------------	---------------------------	------------------------------------	-----------------------------------	-------	----------	-------	----------------------	---------------	-----------------

T
N
S
-TC
C

DB = DEBIT (NEGATIVE AMOUNT) * = OTHER HUBS ** = ADJUSTED HUBS *** = DOLLARS REPORTED BUT NOT SHOWN IN THESE COLUMNS. SEE COVER LETTER PARA. 4
T-TREASURY, N-NON-TREASURY, S-SUBCONTRACTOR FUNDS & PROCUREMENT CARD HUB PURCHASES, TC-TERM CONTRACT, C-CONSOLIDATED. SEE PAGE 4 OF HUB REPORT FOR FUND TYPE DESCRIPTION.

459-TX BOARD OF ARCHITECTURAL EXAMINERS-Heavy Construction Unadjusted Goal is 11.9%

FUND TYPE	TOTAL EXPENDITURES	TOTAL SPENT WITH NON-HUBS AMOUNT/%	TOTAL SPENT WITH **ADJ. HUBS 8.6% AMOUNT/%	TOTAL SPENT WITH *OTHER HUBS 3.3% AMOUNT/%	ASIAN PACIFIC AMOUNT/%	BLACK AMOUNT/%	HISPANIC AMOUNT/%	NATIVE AMERICAN AMOUNT/%	*OTHER HUB GOAL 5.3% WOMAN AMOUNT/%
T									
N									
S									
-TC									
C									

459-TX BOARD OF ARCHITECTURAL EXAMINERS-Building Construction Unadjusted Goal is 26.1%

FUND TYPE	TOTAL EXPENDITURES	TOTAL SPENT WITH NON-HUBS	TOTAL SPENT WITH **ADJ. HUBS 25.1% AMOUNT/%	TOTAL SPENT WITH *OTHER HUBS 1.0% AMOUNT/%	BLACK AMOUNT/%	HISPANIC AMOUNT/%	WOMAN AMOUNT/%	ASIAN PACIFIC AMOUNT/%	NATIVE AMERICAN AMOUNT/%
T									
N									
S									
-TC									
C									

459-TX BOARD OF ARCHITECTURAL EXAMINERS-Special Trade Unadjusted Goal is 57.2%

FUND TYPE	TOTAL EXPENDITURES	TOTAL SPENT WITH NON-HUBS	TOTAL SPENT WITH **ADJ. HUBS 47.0% AMOUNT/%	TOTAL SPENT WITH *OTHER HUBS 10.2% AMOUNT/%	BLACK AMOUNT/%	HISPANIC AMOUNT/%	ASIAN PACIFIC AMOUNT/%	NATIVE AMERICAN AMOUNT/%	WOMAN AMOUNT/%
T									
N									
S									
-TC									
C									

459-TX BOARD OF ARCHITECTURAL EXAMINERS-Professional Services Unadjusted Goal is 20.0%

FUND TYPE	TOTAL EXPENDITURES	TOTAL SPENT WITH NON-HUBS	TOTAL SPENT WITH **ADJ. HUBS 18.1% AMOUNT/%	TOTAL SPENT WITH *OTHER HUBS 1.9% AMOUNT/%	BLACK AMOUNT/%	HISPANIC AMOUNT/%	WOMAN AMOUNT/%	ASIAN PACIFIC AMOUNT/%	NATIVE AMERICAN AMOUNT/%
T	\$860	\$860/100 %							
N									
S									
-TC									
C	\$860	\$860/100 %							

459-TX BOARD OF ARCHITECTURAL EXAMINERS-Other Services Unadjusted Goal is 33.0%

FUND TYPE	TOTAL EXPENDITURES	TOTAL SPENT WITH NON-HUBS	TOTAL SPENT WITH **ADJ. HUBS 33.0% AMOUNT/%	TOTAL SPENT WITH *OTHER HUBS 1.1% AMOUNT/%	ASIAN PACIFIC AMOUNT/%	BLACK AMOUNT/%	HISPANIC AMOUNT/%	NATIVE AMERICAN AMOUNT/%	WOMAN AMOUNT/%
T	\$337,781	\$327,928/97.0%	\$9,853/2.91%		\$420/.124%	\$1,430/.424%	\$1,183/.350%		\$6,819/2.01%
N									
S									
-TC	\$560	\$560/100 %							
C	\$337,221	\$327,367/97.0%	\$9,853/2.92%		\$420/.124%	\$1,430/.424%	\$1,183/.361%		\$6,819/2.02%

459-TX BOARD OF ARCHITECTURAL EXAMINERS-Commodity Purchasing Unadjusted Goal is 12.6%

FUND TYPE	TOTAL EXPENDITURES	TOTAL SPENT WITH NON-HUBS	TOTAL SPENT WITH **ADJ. HUBS 11.3% AMOUNT/%	TOTAL SPENT WITH *OTHER HUBS 1.3% AMOUNT/%	BLACK AMOUNT/%	HISPANIC AMOUNT/%	WOMAN AMOUNT/%	ASIAN PACIFIC AMOUNT/%	NATIVE AMERICAN AMOUNT/%
T	\$39,633	\$24,149/60.9%	\$848/1.83%	\$14,838/37.4%			\$848/1.83%		\$14,838/37.4%
N									
S									
-TC	\$4,102	\$4,102/100 %							
C	\$35,531	\$20,047/56.4%	\$848/1.81%	\$14,838/41.7%			\$848/1.81%		\$14,838/41.7%

DB = DEBIT (NEGATIVE AMOUNT) * = OTHER HUBS ** = ADJUSTED HUBS *** = DOLLARS REPORTED BUT NOT SHOWN IN THESE COLUMNS. SEE COVER LETTER PARA. 4
T-TREASURY, N-NON-TREASURY, S-SUBCONTRACTOR FUNDS & PROCUREMENT CARD HUB PURCHASES, TC-TERM CONTRACT, C-CONSOLIDATED. SEE PAGE 4 OF HUB REPORT FOR FUND TYPE DESCRIPTION.

460-TEXAS BOARD OF PROFESSIONAL ENGINEER-Heavy Construction Unadjusted Goal is 11.9%									
FUND TYPE	TOTAL EXPENDITURES	TOTAL SPENT WITH NON-HUBS AMOUNT/%	TOTAL SPENT WITH **ADJ. HUBS 6.6% AMOUNT/%	TOTAL SPENT WITH *OTHER HUBS 5.3% AMOUNT/%	ASIAN PACIFIC AMOUNT/%	BLACK AMOUNT/%	HISPANIC AMOUNT/%	NATIVE AMERICAN AMOUNT/%	*OTHER HUB GOAL 5.3% WOMAN AMOUNT/%
T	\$4,375	\$4,375/100 %							
N									
S									
-TC									
C	\$4,375	\$4,375/100 %							

460-TEXAS BOARD OF PROFESSIONAL ENGINEER-Building Construction Unadjusted Goal is 26.1%									
FUND TYPE	TOTAL EXPENDITURES	TOTAL SPENT WITH NON-HUBS	TOTAL SPENT WITH **ADJ. HUBS 25.1%	TOTAL SPENT WITH *OTHER HUBS 1.0%	BLACK	HISPANIC	WOMAN	ASIAN PACIFIC	NATIVE AMERICAN
T									
N									
S									
-TC									
C									

460-TEXAS BOARD OF PROFESSIONAL ENGINEER-Special Trade Unadjusted Goal is 57.2%									
FUND TYPE	TOTAL EXPENDITURES	TOTAL SPENT WITH NON-HUBS	TOTAL SPENT WITH **ADJ. HUBS 47.0%	TOTAL SPENT WITH *OTHER HUBS 10.2%	BLACK	HISPANIC	ASIAN PACIFIC	NATIVE AMERICAN	WOMAN
T	\$8,564	\$2,671/31.1%		\$5,893/68.8%					\$5,893/68.8%
N									
S									
-TC									
C	\$8,564	\$2,671/31.1%		\$5,893/68.8%					\$5,893/68.8%

460-TEXAS BOARD OF PROFESSIONAL ENGINEER-Professional Services Unadjusted Goal is 20.0%									
FUND TYPE	TOTAL EXPENDITURES	TOTAL SPENT WITH NON-HUBS	TOTAL SPENT WITH **ADJ. HUBS 18.1%	TOTAL SPENT WITH *OTHER HUBS 1.9%	BLACK	HISPANIC	WOMAN	ASIAN PACIFIC	NATIVE AMERICAN
T	\$6,000	\$6,000/100 %							
N									
S									
-TC									
C	\$6,000	\$6,000/100 %							

460-TEXAS BOARD OF PROFESSIONAL ENGINEER-Other Services Unadjusted Goal is 33.0%									
FUND TYPE	TOTAL EXPENDITURES	TOTAL SPENT WITH NON-HUBS	TOTAL SPENT WITH **ADJ. HUBS 33.0%	TOTAL SPENT WITH *OTHER HUBS 1.1%	ASIAN PACIFIC	BLACK	HISPANIC	NATIVE AMERICAN	WOMAN
T	\$213,973	\$212,166/99.1%	\$1,806/.844%						\$1,806/.844%
N									
S									
-TC	\$4,468	\$4,468/89.0%	\$41/.913%						\$41/.913%
C	\$209,483	\$207,718/99.1%	\$1,765/.842%						\$1,765/.842%

460-TEXAS BOARD OF PROFESSIONAL ENGINEER-Commodity Purchasing Unadjusted Goal is 12.8%									
FUND TYPE	TOTAL EXPENDITURES	TOTAL SPENT WITH NON-HUBS	TOTAL SPENT WITH **ADJ. HUBS 11.5%	TOTAL SPENT WITH *OTHER HUBS 1.3%	BLACK	HISPANIC	WOMAN	ASIAN PACIFIC	NATIVE AMERICAN
T	\$41,439	\$33,112/79.9%	\$6,540/15.7%	\$1,787/4.31%		\$3,570/8.61%	\$2,870/7.16%		\$1,787/4.31%
N									
S									
-TC	\$20,035	\$15,104/75.3%	\$3,570/17.6%	\$1,361/6.78%		\$3,570/17.6%			\$1,361/6.78%
C	\$21,404	\$18,008/84.1%	\$2,970/13.6%	\$426/1.98%			\$2,870/13.2%		\$426/1.98%

DB = DEBIT (NEGATIVE AMOUNT) * = OTHER HUBS ** = ADJUSTED HUBS *** = DOLLARS REPORTED BUT NOT SHOWN IN THESE COLUMNS. SEE COVER LETTER PARA. 4
T=TREASURY, N=NON-TREASURY, S=SUBCONTRACTOR FUNDS & PROCUREMENT CARD HUB PURCHASES, TC=TERM CONTRACT, C=CONSOLIDATED. SEE PAGE 4 OF HUB REPORT FOR FUND TYPE DESCRIPTION.

484-TEXAS BOARD OF LAND SURVEYING-Heavy Construction Unadjusted Goal is 11.9%

FUND TYPE	TOTAL EXPENDITURES	TOTAL SPENT WITH NON-HUBS AMOUNT/%	TOTAL SPENT WITH **ADJ. HUBS 6.6% AMOUNT/%	TOTAL SPENT WITH *OTHER HUBS 5.3% AMOUNT/%	ASIAN PACIFIC AMOUNT/%	**ADJUSTED HUB GOAL 6.6% BLACK AMOUNT/%	HISPANIC AMOUNT/%	NATIVE AMERICAN AMOUNT/%	*OTHER HUB GOAL 5.3% WOMAN AMOUNT/%
-----------	--------------------	------------------------------------	--	--	------------------------	--	-------------------	--------------------------	--

T
N
S
-TC

C

484-TEXAS BOARD OF LAND SURVEYING-Building Construction Unadjusted Goal is 26.1%

FUND TYPE	TOTAL EXPENDITURES	TOTAL SPENT WITH NON-HUBS	TOTAL SPENT WITH **ADJ. HUBS 25.1%	TOTAL SPENT WITH *OTHER HUBS 1.0%	BLACK	**ADJUSTED HUB GOAL 25.1% HISPANIC	WOMAN	*OTHER HUB GOAL 1.0% ASIAN PACIFIC	NATIVE AMERICAN
-----------	--------------------	---------------------------	------------------------------------	-----------------------------------	-------	---------------------------------------	-------	---------------------------------------	-----------------

T
N
S
-TC

C

484-TEXAS BOARD OF LAND SURVEYING-Special Trade Unadjusted Goal is 57.2%

FUND TYPE	TOTAL EXPENDITURES	TOTAL SPENT WITH NON-HUBS	TOTAL SPENT WITH **ADJ. HUBS 47.0%	TOTAL SPENT WITH *OTHER HUBS 10.2%	BLACK	**ADJUSTED HUB GOAL 47.0% HISPANIC	ASIAN PACIFIC	*OTHER HUB GOAL 10.2% NATIVE AMERICAN	WOMAN
-----------	--------------------	---------------------------	------------------------------------	------------------------------------	-------	---------------------------------------	---------------	--	-------

T
N
S
-TC

C

484-TEXAS BOARD OF LAND SURVEYING-Professional Services Unadjusted Goal is 20.0%

FUND TYPE	TOTAL EXPENDITURES	TOTAL SPENT WITH NON-HUBS	TOTAL SPENT WITH **ADJ. HUBS 18.1%	TOTAL SPENT WITH *OTHER HUBS 1.9%	BLACK	**ADJUSTED HUB GOAL 18.1% HISPANIC	WOMAN	*OTHER HUB GOAL 1.9% ASIAN PACIFIC	NATIVE AMERICAN
-----------	--------------------	---------------------------	------------------------------------	-----------------------------------	-------	---------------------------------------	-------	---------------------------------------	-----------------

T
N
S
-TC

C

484-TEXAS BOARD OF LAND SURVEYING-Other Services Unadjusted Goal is 33.0%

FUND TYPE	TOTAL EXPENDITURES	TOTAL SPENT WITH NON-HUBS	TOTAL SPENT WITH **ADJ. HUBS 33.0%	TOTAL SPENT WITH *OTHER HUBS 1.1%	ASIAN PACIFIC	**ADJUSTED HUB GOAL 33.0% BLACK	HISPANIC	NATIVE AMERICAN	WOMAN
-----------	--------------------	---------------------------	------------------------------------	-----------------------------------	---------------	------------------------------------	----------	-----------------	-------

T
N
S
-TC

C

484-TEXAS BOARD OF LAND SURVEYING-Commodity Purchasing Unadjusted Goal is 12.8%

FUND TYPE	TOTAL EXPENDITURES	TOTAL SPENT WITH NON-HUBS	TOTAL SPENT WITH **ADJ. HUBS 11.6%	TOTAL SPENT WITH *OTHER HUBS 1.1%	BLACK	**ADJUSTED HUB GOAL 11.6% HISPANIC	WOMAN	*OTHER HUB GOAL 1.1% ASIAN PACIFIC	NATIVE AMERICAN
-----------	--------------------	---------------------------	------------------------------------	-----------------------------------	-------	---------------------------------------	-------	---------------------------------------	-----------------

T
N
S
-TC

C

DB = DEBIT (NEGATIVE AMOUNT) * = OTHER HUBS ** = ADJUSTED HUBS *** = DOLLARS REPORTED BUT NOT SHOWN IN THESE COLUMNS. SEE COVER LETTER PARA. 4
T-TREASURY, N-NON-TREASURY, S-SUBCONTRACTOR FUNDS & PROCUREMENT CARD HUB PURCHASES, TC-TERM CONTRACT, C-CONSOLIDATED. SEE PAGE 4 OF HUB REPORT FOR FUND TYPE DESCRIPTION.

466-CONSUMER CREDIT COMMISSIONER-Heavy Construction Unadjusted Goal is 11.8%

FUND TYPE	TOTAL EXPENDITURES	TOTAL SPENT WITH NON-HUBS AMOUNT/%	TOTAL SPENT WITH **ADJ. HUBS 5.6% AMOUNT/%	TOTAL SPENT WITH *OTHER HUBS 5.3% AMOUNT/%	ASIAN PACIFIC AMOUNT/%	**ADJUSTED HUB GOAL 6.8% BLACK AMOUNT/%	HISPANIC AMOUNT/%	NATIVE AMERICAN AMOUNT/%	*OTHER HUB GOAL 5.3% WOMAN AMOUNT/%
T									
N									
S									
-TC									
C									

T
N
S
-TC
C

466-CONSUMER CREDIT COMMISSIONER-Building Construction Unadjusted Goal is 26.1%

FUND TYPE	TOTAL EXPENDITURES	TOTAL SPENT WITH NON-HUBS	TOTAL SPENT WITH **ADJ. HUBS 25.1%	TOTAL SPENT WITH *OTHER HUBS 1.0%	BLACK	HISPANIC	WOMAN	*OTHER HUB GOAL 1.0% ASIAN PACIFIC NATIVE AMERICAN
T								
N								
S								
-TC								
C								

T
N
S
-TC
C

466-CONSUMER CREDIT COMMISSIONER-Special Trade Unadjusted Goal is 57.2%

FUND TYPE	TOTAL EXPENDITURES	TOTAL SPENT WITH NON-HUBS	TOTAL SPENT WITH **ADJ. HUBS 47.0%	TOTAL SPENT WITH *OTHER HUBS 10.2%	BLACK	HISPANIC	ASIAN PACIFIC	NATIVE AMERICAN	WOMAN
T	\$1,007	\$692/68.7%		\$315/31.2%					\$315/31.2%
N									
S									
-TC									
C	\$1,007	\$692/68.7%		\$315/31.2%					\$315/31.2%

T
N
S
-TC
C

466-CONSUMER CREDIT COMMISSIONER-Professional Services Unadjusted Goal is 20.0%

FUND TYPE	TOTAL EXPENDITURES	TOTAL SPENT WITH NON-HUBS	TOTAL SPENT WITH **ADJ. HUBS 18.1%	TOTAL SPENT WITH *OTHER HUBS 1.9%	BLACK	HISPANIC	WOMAN	*OTHER HUB GOAL 1.9% ASIAN PACIFIC NATIVE AMERICAN
T								
N								
S								
-TC								
C								

T
N
S
-TC
C

466-CONSUMER CREDIT COMMISSIONER-Other Services Unadjusted Goal is 33.0%

FUND TYPE	TOTAL EXPENDITURES	TOTAL SPENT WITH NON-HUBS	TOTAL SPENT WITH **ADJ. HUBS 33.0%	ASIAN PACIFIC	BLACK	HISPANIC	NATIVE AMERICAN	WOMAN
T	\$47,795	\$40,671/85.0%	\$7,124/14.9%	\$2,284/4.77%	\$390/.816%	\$2,367/4.93%		\$2,082/4.37%
N								
S								
-TC	\$2,721	\$2,598/95.4%	\$122/4.50%					\$122/4.50%
C	\$45,074	\$38,072/84.4%	\$7,001/15.5%	\$2,284/5.06%	\$390/.865%	\$2,367/5.23%		\$1,968/4.37%

T
N
S
-TC
C

466-CONSUMER CREDIT COMMISSIONER-Commodity Purchasing Unadjusted Goal is 12.6%

FUND TYPE	TOTAL EXPENDITURES	TOTAL SPENT WITH NON-HUBS	TOTAL SPENT WITH **ADJ. HUBS 11.5%	TOTAL SPENT WITH *OTHER HUBS 1.1%	BLACK	HISPANIC	WOMAN	*OTHER HUB GOAL 1.1% ASIAN PACIFIC NATIVE AMERICAN
T	\$86,879	\$62,276/92.8%	\$24,603/4.33%	\$1,800/2.68%	\$452/.674%	\$118/.174%	\$2,334/3.48%	\$1,800/2.68%
N								
S								
-TC	\$5,438	\$6,436/100%						
C	\$61,542	\$56,839/92.3%	\$2,903/4.71%	\$1,800/2.92%	\$452/.734%	\$118/.189%	\$2,334/3.79%	\$1,800/2.92%

T
N
S
-TC
C

DB = DEBIT (NEGATIVE AMOUNT) * = OTHER HUBS ** = ADJUSTED HUBS *** = DOLLARS REPORTED BUT NOT SHOWN IN THESE COLUMNS. SEE COVER LETTER PARA. 4
T=TREASURY, N=NON-TREASURY, S=SUBCONTRACTOR FUNDS & PROCUREMENT CARD HUB PURCHASES, TC=TERM CONTRACT, C=CONSOLIDATED. SEE PAGE 4 OF HUB REPORT FOR FUND TYPE DESCRIPTION.

467-COMMISSION ON PRIVATE SECURITY-Heavy Construction Unadjusted Goal is 11.9%

FUND TYPE	TOTAL EXPENDITURES	TOTAL SPENT WITH NON-HUBS AMOUNT/%	TOTAL SPENT WITH **ADJ. HUBS 6.6% AMOUNT/%	TOTAL SPENT WITH *OTHER HUBS 5.3% AMOUNT/%	ASIAN PACIFIC AMOUNT/%	BLACK AMOUNT/%	HISPANIC AMOUNT/%	NATIVE AMERICAN AMOUNT/%	*OTHER HUB GOAL 5.3% WOMAN AMOUNT/%
T									
N									
S									
-TC									
C									

467-COMMISSION ON PRIVATE SECURITY-Building Construction Unadjusted Goal is 26.1%

FUND TYPE	TOTAL EXPENDITURES	TOTAL SPENT WITH NON-HUBS	TOTAL SPENT WITH **ADJ. HUBS 25.1% AMOUNT/%	TOTAL SPENT WITH *OTHER HUBS 1.0% AMOUNT/%	BLACK AMOUNT/%	HISPANIC AMOUNT/%	WOMAN AMOUNT/%	ASIAN PACIFIC AMOUNT/%	NATIVE AMERICAN AMOUNT/%
T									
N									
S									
-TC									
C									

467-COMMISSION ON PRIVATE SECURITY-Special Trade Unadjusted Goal is 57.2%

FUND TYPE	TOTAL EXPENDITURES	TOTAL SPENT WITH NON-HUBS	TOTAL SPENT WITH **ADJ. HUBS 47.0% AMOUNT/%	TOTAL SPENT WITH *OTHER HUBS 10.2% AMOUNT/%	BLACK AMOUNT/%	HISPANIC AMOUNT/%	ASIAN PACIFIC AMOUNT/%	NATIVE AMERICAN AMOUNT/%	WOMAN AMOUNT/%
T									
N									
S									
-TC									
C									

467-COMMISSION ON PRIVATE SECURITY-Professional Services Unadjusted Goal is 20.0%

FUND TYPE	TOTAL EXPENDITURES	TOTAL SPENT WITH NON-HUBS	TOTAL SPENT WITH **ADJ. HUBS 18.1% AMOUNT/%	TOTAL SPENT WITH *OTHER HUBS 1.9% AMOUNT/%	BLACK AMOUNT/%	HISPANIC AMOUNT/%	WOMAN AMOUNT/%	ASIAN PACIFIC AMOUNT/%	NATIVE AMERICAN AMOUNT/%
T	\$3,780								
N									
S									
-TC									
C	\$3,780	\$3,780/100%							

467-COMMISSION ON PRIVATE SECURITY-Other Services Unadjusted Goal is 33.0%

FUND TYPE	TOTAL EXPENDITURES	TOTAL SPENT WITH NON-HUBS	TOTAL SPENT WITH **ADJ. HUBS 33.0% AMOUNT/%	TOTAL SPENT WITH *OTHER HUBS 1.1% AMOUNT/%	ASIAN PACIFIC AMOUNT/%	BLACK AMOUNT/%	HISPANIC AMOUNT/%	NATIVE AMERICAN AMOUNT/%	WOMAN AMOUNT/%
T	\$54,588								
N									
S									
-TC	\$2,193								
C	\$52,395	\$42,447/81.0%	\$9,948/18.9%		\$1,180/2.25%				\$8,768/16.7%

467-COMMISSION ON PRIVATE SECURITY-Commodity Purchasing Unadjusted Goal is 12.5%

FUND TYPE	TOTAL EXPENDITURES	TOTAL SPENT WITH NON-HUBS	TOTAL SPENT WITH **ADJ. HUBS 11.3% AMOUNT/%	TOTAL SPENT WITH *OTHER HUBS 1.1% AMOUNT/%	BLACK AMOUNT/%	HISPANIC AMOUNT/%	WOMAN AMOUNT/%	ASIAN PACIFIC AMOUNT/%	NATIVE AMERICAN AMOUNT/%
T	\$72,404								
N									
S									
-TC	\$15,340								
C	\$57,064	\$46,884/82.1%	\$6,961/12.1%		\$410/0.718%		\$6,550/11.4%		\$3,218/5.63%

DB = DEBIT (NEGATIVE AMOUNT) * = OTHER HUBS ** = ADJUSTED HUBS *** = DOLLARS REPORTED BUT NOT SHOWN IN THESE COLUMNS. SEE COVER LETTER PARA. 4
T-TREASURY, N-NON-TREASURY, S-SUBCONTRACTOR FUNDS & PROCUREMENT CARD HUB PURCHASES, TC-TERM CONTRACT, C-CONSOLIDATED. SEE PAGE 4 OF HUB REPORT FOR FUND TYPE DESCRIPTION.

469-CREDIT UNION DEPARTMENT-Heavy Construction Unadjusted Goal is 11.9%

FUND TYPE	TOTAL EXPENDITURES	TOTAL SPENT WITH NON-HUBS AMOUNT/%	TOTAL SPENT WITH **ADJ. HUBS 6.6%	TOTAL SPENT WITH *OTHER HUBS 5.3%	**ADJUSTED HUB GOAL 6.6%				*OTHER HUB GOAL 5.3% WOMAN AMOUNT/%
					ASIAN PACIFIC AMOUNT/%	BLACK AMOUNT/%	HISPANIC AMOUNT/%	NATIVE AMERICAN AMOUNT/%	
T	\$812	\$812/100 %							
N									
S									
-TC									
C	\$812	\$812/100 %							

469-CREDIT UNION DEPARTMENT-Building Construction Unadjusted Goal is 26.1%

FUND TYPE	TOTAL EXPENDITURES	TOTAL SPENT WITH NON-HUBS	TOTAL SPENT WITH **ADJ. HUBS 26.1%	TOTAL SPENT WITH *OTHER HUBS 1.0%	**ADJUSTED HUB GOAL 26.1%			*OTHER HUB GOAL 1.0%	
					BLACK	HISPANIC	WOMAN	ASIAN PACIFIC	NATIVE AMERICAN
T									
N									
S									
-TC									
C									

469-CREDIT UNION DEPARTMENT-Special Trade Unadjusted Goal is 67.2%

FUND TYPE	TOTAL EXPENDITURES	TOTAL SPENT WITH NON-HUBS	TOTAL SPENT WITH **ADJ. HUBS 47.0%	TOTAL SPENT WITH *OTHER HUBS 10.2%	**ADJUSTED HUB GOAL 47.0%		*OTHER HUB GOAL 10.2%		
					BLACK	HISPANIC	ASIAN PACIFIC	NATIVE AMERICAN	WOMAN
T	\$2,444	\$2,502/72.6%	\$942/27.3%			\$942/27.3%			
N									
S									
-TC									
C	\$2,444	\$2,502/72.6%	\$942/27.3%			\$942/27.3%			

469-CREDIT UNION DEPARTMENT-Professional Services Unadjusted Goal is 20.0%

FUND TYPE	TOTAL EXPENDITURES	TOTAL SPENT WITH NON-HUBS	TOTAL SPENT WITH **ADJ. HUBS 18.1%	TOTAL SPENT WITH *OTHER HUBS 1.9%	**ADJUSTED HUB GOAL 18.1%			*OTHER HUB GOAL 1.9%	
					BLACK	HISPANIC	WOMAN	ASIAN PACIFIC	NATIVE AMERICAN
T									
N									
S									
-TC									
C									

469-CREDIT UNION DEPARTMENT-Other Services Unadjusted Goal is 33.0%

FUND TYPE	TOTAL EXPENDITURES	TOTAL SPENT WITH NON-HUBS	TOTAL SPENT WITH **ADJ. HUBS 33.0%	**ADJUSTED HUB GOAL 33.0%				
				ASIAN PACIFIC	BLACK	HISPANIC	NATIVE AMERICAN	WOMAN
T	\$8,400	\$7,449/88.6%	\$950/11.3%					\$950/11.3%
N								
S								
-TC	\$685	\$413/60.3%	\$272/39.6%					\$272/39.6%
C	\$7,714	\$7,036/91.2%	\$678/8.78%					\$678/8.78%

469-CREDIT UNION DEPARTMENT-Commodity Purchasing Unadjusted Goal is 12.6%

FUND TYPE	TOTAL EXPENDITURES	TOTAL SPENT WITH NON-HUBS	TOTAL SPENT WITH **ADJ. HUBS 11.5%	TOTAL SPENT WITH *OTHER HUBS 1.1%	**ADJUSTED HUB GOAL 11.5%			*OTHER HUB GOAL 1.1%	
					BLACK	HISPANIC	WOMAN	ASIAN PACIFIC	NATIVE AMERICAN
T	\$28,312	\$8,618/30.0%	\$17,728/62.6%		\$12,246/43.2%	\$2,741/9.66%	\$2,741/9.68%	\$2,068/7.30%	
N									
S									
-TC	\$2,363	\$2,363/100 %							
C	\$28,948	\$8,153/28.0%	\$17,728/61.0%		\$12,248/49.0%	\$2,741/10.9%	\$2,741/10.9%	\$2,068/8.28%	

DB = DEBIT (NEGATIVE AMOUNT) * = OTHER HUBS ** = ADJUSTED HUBS *** = DOLLARS REPORTED BUT NOT SHOWN IN THESE COLUMNS. SEE COVER LETTER PARA. 4
T=TREASURY, N=NON-TREASURY, S=SUBCONTRACTOR FUNDS & PROCUREMENT CARD HUB PURCHASES, TC=TERM CONTRACT, C=CONSOLIDATED. SEE PAGE 4 OF HUB REPORT FOR FUND TYPE DESCRIPTION.

472-TEXAS STRUCTURAL PEST CONTROL BOARD-Heavy Construction Unadjusted Goal is 11.9%

FUND TYPE	TOTAL EXPENDITURES	TOTAL SPENT WITH NON-HUBS AMOUNT/%	TOTAL SPENT WITH **ADJ. HUBS 5.4%	TOTAL SPENT WITH *OTHER HUBS 5.3%	ASIAN PACIFIC AMOUNT/%	**ADJUSTED HUB GOAL 5.6%	BLACK AMOUNT/%	HISPANIC AMOUNT/%	NATIVE AMERICAN AMOUNT/%	*OTHER HUB GOAL 5.3%
-----------	--------------------	------------------------------------	-----------------------------------	-----------------------------------	------------------------	--------------------------	----------------	-------------------	--------------------------	----------------------

T
N
S
-TC

C

472-TEXAS STRUCTURAL PEST CONTROL BOARD-Building Construction Unadjusted Goal is 26.1%

FUND TYPE	TOTAL EXPENDITURES	TOTAL SPENT WITH NON-HUBS	TOTAL SPENT WITH **ADJ. HUBS 25.1%	TOTAL SPENT WITH *OTHER HUBS 1.0%	BLACK	**ADJUSTED HUB GOAL 25.1%	HISPANIC	WOMAN	ASIAN PACIFIC	NATIVE AMERICAN
-----------	--------------------	---------------------------	------------------------------------	-----------------------------------	-------	---------------------------	----------	-------	---------------	-----------------

T
N
S
-TC

C

472-TEXAS STRUCTURAL PEST CONTROL BOARD-Special Trade Unadjusted Goal is 57.2%

FUND TYPE	TOTAL EXPENDITURES	TOTAL SPENT WITH NON-HUBS	TOTAL SPENT WITH **ADJ. HUBS 47.0%	TOTAL SPENT WITH *OTHER HUBS 10.2%	BLACK	**ADJUSTED HUB GOAL 47.0%	HISPANIC	ASIAN PACIFIC	NATIVE AMERICAN	WOMAN
-----------	--------------------	---------------------------	------------------------------------	------------------------------------	-------	---------------------------	----------	---------------	-----------------	-------

T
N
S
-TC

C

472-TEXAS STRUCTURAL PEST CONTROL BOARD-Professional Services Unadjusted Goal is 20.0%

FUND TYPE	TOTAL EXPENDITURES	TOTAL SPENT WITH NON-HUBS	TOTAL SPENT WITH **ADJ. HUBS 18.1%	TOTAL SPENT WITH *OTHER HUBS 1.9%	BLACK	**ADJUSTED HUB GOAL 18.1%	HISPANIC	WOMAN	ASIAN PACIFIC	NATIVE AMERICAN
-----------	--------------------	---------------------------	------------------------------------	-----------------------------------	-------	---------------------------	----------	-------	---------------	-----------------

T
N
S
-TC

C

472-TEXAS STRUCTURAL PEST CONTROL BOARD-Other Services Unadjusted Goal is 33.0%

FUND TYPE	TOTAL EXPENDITURES	TOTAL SPENT WITH NON-HUBS	TOTAL SPENT WITH **ADJ. HUBS 33.0%	TOTAL SPENT WITH *OTHER HUBS 1.1%	ASIAN PACIFIC	**ADJUSTED HUB GOAL 33.0%	BLACK	HISPANIC	NATIVE AMERICAN	WOMAN
-----------	--------------------	---------------------------	------------------------------------	-----------------------------------	---------------	---------------------------	-------	----------	-----------------	-------

T
N
S
-TC

C

472-TEXAS STRUCTURAL PEST CONTROL BOARD-Commodity Purchasing Unadjusted Goal is 12.6%

FUND TYPE	TOTAL EXPENDITURES	TOTAL SPENT WITH NON-HUBS	TOTAL SPENT WITH **ADJ. HUBS 11.5%	TOTAL SPENT WITH *OTHER HUBS 1.1%	BLACK	**ADJUSTED HUB GOAL 11.5%	HISPANIC	WOMAN	ASIAN PACIFIC	NATIVE AMERICAN
-----------	--------------------	---------------------------	------------------------------------	-----------------------------------	-------	---------------------------	----------	-------	---------------	-----------------

T
N
S
-TC

C

DB = DEBIT (NEGATIVE AMOUNT) * = OTHER HUBS ** = ADJUSTED HUBS *** = DOLLARS REPORTED BUT NOT SHOWN IN THESE COLUMNS. SEE COVER LETTER PARA. 4
T-TREASURY, N-NON-TREASURY, S-SUBCONTRACTOR FUNDS & PROCUREMENT CARD HUB PURCHASES, TC-TERM CONTRACT, C-CONSOLIDATED. SEE PAGE 4 OF HUB REPORT FOR FUND TYPE DESCRIPTION.

FUND TYPE	TOTAL EXPENDITURES	TOTAL SPENT WITH NON-HUBS AMOUNT/%	TOTAL SPENT WITH **ADJ HUBS 8.6%	TOTAL SPENT WITH *OTHER HUBS 5.3%	473-PUBLIC UTILITIES COMMISSION OF TEXAS-Heavy Construction Unadjusted Goal is 11.8%					*OTHER HUB GOAL 5.3% WOMAN AMOUNT/%
					**ADJUSTED HUB GOAL 8.6%	ASIAN PACIFIC AMOUNT/%	BLACK AMOUNT/%	HISPANIC AMOUNT/%	NATIVE AMERICAN AMOUNT/%	

T
N
S
-TC

FUND TYPE	TOTAL EXPENDITURES	TOTAL SPENT WITH NON-HUBS	TOTAL SPENT WITH **ADJ HUBS 25.1%	TOTAL SPENT WITH *OTHER HUBS 1.0%	473-PUBLIC UTILITIES COMMISSION OF TEXAS-Building Construction Unadjusted Goal is 26.1%			*OTHER HUB GOAL 1.0% ASIAN PACIFIC NATIVE AMERICAN
					**ADJUSTED HUB GOAL 25.1%	BLACK	HISPANIC	

T
N
S
-TC

FUND TYPE	TOTAL EXPENDITURES	TOTAL SPENT WITH NON-HUBS	TOTAL SPENT WITH **ADJ HUBS 47.0%	TOTAL SPENT WITH *OTHER HUBS 10.2%	473-PUBLIC UTILITIES COMMISSION OF TEXAS-Special Trade Unadjusted Goal is 57.2%			
					**ADJUSTED HUB GOAL 47.0%	BLACK	HISPANIC	ASIAN PACIFIC

T
N
S
-TC

FUND TYPE	TOTAL EXPENDITURES	TOTAL SPENT WITH NON-HUBS	TOTAL SPENT WITH **ADJ HUBS 18.1%	TOTAL SPENT WITH *OTHER HUBS 1.9%	473-PUBLIC UTILITIES COMMISSION OF TEXAS-Professional Services Unadjusted Goal is 20.0%			
					**ADJUSTED HUB GOAL 18.1%	BLACK	HISPANIC	ASIAN PACIFIC

T
N
S
-TC

FUND TYPE	TOTAL EXPENDITURES	TOTAL SPENT WITH NON-HUBS	TOTAL SPENT WITH **ADJ HUBS 33.0%	473-PUBLIC UTILITIES COMMISSION OF TEXAS-Other Services Unadjusted Goal is 33.0%					
				**ADJUSTED HUB GOAL 33.0%	ASIAN PACIFIC	BLACK	HISPANIC	NATIVE AMERICAN	WOMAN

T
N
S
-TC

FUND TYPE	TOTAL EXPENDITURES	TOTAL SPENT WITH NON-HUBS	TOTAL SPENT WITH **ADJ HUBS 11.5%	TOTAL SPENT WITH *OTHER HUBS 1.1%	473-PUBLIC UTILITIES COMMISSION OF TEXAS-Commodity Purchasing Unadjusted Goal is 12.6%			
					**ADJUSTED HUB GOAL 11.5%	BLACK	HISPANIC	ASIAN PACIFIC

T
N
S
-TC

DB = DEBIT (NEGATIVE AMOUNT) * = OTHER HUBS ** = ADJUSTED HUBS *** = DOLLARS REPORTED BUT NOT SHOWN IN THESE COLUMNS. SEE COVER LETTER PARA. 4
T=TREASURY, N=NON-TREASURY, S=SUBCONTRACTOR FUNDS & PROCUREMENT CARD HUB PURCHASES, TC=TERM CONTRACT, C=CONSOLIDATED. SEE PAGE 4 OF HUB REPORT FOR FUND TYPE DESCRIPTION.

475-OFFICE OF PUBLIC UTILITY COUNSEL-Heavy Construction Unadjusted Goal is 11.8%

FUND TYPE	TOTAL EXPENDITURES	TOTAL SPENT WITH NON-HUBS AMOUNT/%	TOTAL SPENT WITH **ADJ. HUBS 6.6% AMOUNT/%	TOTAL SPENT WITH *OTHER HUBS 5.3% AMOUNT/%	ASIAN PACIFIC AMOUNT/%	**ADJUSTED HUB GOAL 6.6% BLACK AMOUNT/%	HISPANIC AMOUNT/%	NATIVE AMERICAN AMOUNT/%	*OTHER HUB GOAL 5.3% WOMAN AMOUNT/%
T									
N									
S									
-TC									
C									

475-OFFICE OF PUBLIC UTILITY COUNSEL-Building Construction Unadjusted Goal is 26.1%

FUND TYPE	TOTAL EXPENDITURES	TOTAL SPENT WITH NON-HUBS	TOTAL SPENT WITH **ADJ. HUBS 29.1%	TOTAL SPENT WITH *OTHER HUBS 1.0%	BLACK	**ADJUSTED HUB GOAL 26.1% HISPANIC	WOMAN	*OTHER HUB GOAL 1.0% ASIAN PACIFIC	NATIVE AMERICAN
T									
N									
S									
-TC									
C									

475-OFFICE OF PUBLIC UTILITY COUNSEL-Special Trade Unadjusted Goal is 57.2%

FUND TYPE	TOTAL EXPENDITURES	TOTAL SPENT WITH NON-HUBS	TOTAL SPENT WITH **ADJ. HUBS 47.0%	TOTAL SPENT WITH *OTHER HUBS 10.2%	BLACK	**ADJUSTED HUB GOAL 47.0% HISPANIC	ASIAN PACIFIC	*OTHER HUB GOAL 10.2% NATIVE AMERICAN	WOMAN
T									
N									
S									
-TC									
C									

475-OFFICE OF PUBLIC UTILITY COUNSEL-Professional Services Unadjusted Goal is 20.0%

FUND TYPE	TOTAL EXPENDITURES	TOTAL SPENT WITH NON-HUBS	TOTAL SPENT WITH **ADJ. HUBS 18.1%	TOTAL SPENT WITH *OTHER HUBS 1.9%	BLACK	**ADJUSTED HUB GOAL 18.1% HISPANIC	WOMAN	*OTHER HUB GOAL 1.9% ASIAN PACIFIC	NATIVE AMERICAN
T									
N									
S									
-TC									
C									

475-OFFICE OF PUBLIC UTILITY COUNSEL-Other Services Unadjusted Goal is 33.0%

FUND TYPE	TOTAL EXPENDITURES	TOTAL SPENT WITH NON-HUBS	TOTAL SPENT WITH **ADJ. HUBS 33.0%	ASIAN PACIFIC	**ADJUSTED HUB GOAL 33.0% BLACK	HISPANIC	NATIVE AMERICAN	WOMAN
T	\$6,867	\$6,867/100 %						
N								
S								
-TC	\$675	\$675/100 %						
C	\$6,191	\$6,191/100 %						

475-OFFICE OF PUBLIC UTILITY COUNSEL-Commodity Purchasing Unadjusted Goal is 12.6%

FUND TYPE	TOTAL EXPENDITURES	TOTAL SPENT WITH NON-HUBS	TOTAL SPENT WITH **ADJ. HUBS 11.5%	TOTAL SPENT WITH *OTHER HUBS 1.1%	BLACK	**ADJUSTED HUB GOAL 11.5% HISPANIC	WOMAN	*OTHER HUB GOAL 1.1% ASIAN PACIFIC	NATIVE AMERICAN
T	\$60,024	\$45,664/76.0%	\$10,938/18.2%	\$3,422/5.70%			\$10,938/18.2%	\$3,422/5.70%	
N									
S									
-TC	\$18,650	\$18,650/100 %							
C	\$40,373	\$26,013/64.4%	\$10,938/27.0%	\$3,422/8.47%			\$10,938/27.0%	\$3,422/8.47%	

DB = DEBIT (NEGATIVE AMOUNT) * = OTHER HUBS ** = ADJUSTED HUBS *** = DOLLARS REPORTED BUT NOT SHOWN IN THESE COLUMNS. SEE COVER LETTER PARA. 8
T=TREASURY, N=NON-TREASURY, S=SUBCONTRACTOR FUNDS & PROCUREMENT CARD HUB PURCHASES, TC=TEAM CONTRACT, C=CONSOLIDATED. SEE PAGE 6 OF HUB REPORT FOR FUND TYPE DESCRIPTION.

476-TEXAS RACING COMMISSION-Heavy Construction Unadjusted Goal is 11.9%

FUND TYPE	TOTAL EXPENDITURES	TOTAL SPENT WITH NON-HUBS AMOUNT/%	TOTAL SPENT WITH **ADJ. HUBS 6.6% AMOUNT/%	TOTAL SPENT WITH *OTHER HUBS 5.3% AMOUNT/%	**ADJUSTED HUB GOAL 6.6%				*OTHER HUB GOAL 5.3% WOMAN AMOUNT/%
					ASIAN PACIFIC AMOUNT/%	BLACK AMOUNT/%	HISPANIC AMOUNT/%	NATIVE AMERICAN AMOUNT/%	

T
N
S
-TC

C

476-TEXAS RACING COMMISSION-Building Construction Unadjusted Goal is 26.1%

FUND TYPE	TOTAL EXPENDITURES	TOTAL SPENT WITH NON-HUBS	TOTAL SPENT WITH **ADJ. HUBS 26.1%	TOTAL SPENT WITH *OTHER HUBS 1.6%	**ADJUSTED HUB GOAL 26.1%			*OTHER HUB GOAL 1.6%	
					BLACK	HISPANIC	WOMAN	ASIAN PACIFIC	NATIVE AMERICAN

T
N
S
-TC

C

476-TEXAS RACING COMMISSION-Special Trade Unadjusted Goal is 57.2%

FUND TYPE	TOTAL EXPENDITURES	TOTAL SPENT WITH NON-HUBS	TOTAL SPENT WITH **ADJ. HUBS 57.2%	TOTAL SPENT WITH *OTHER HUBS 16.2%	**ADJUSTED HUB GOAL 47.0%		*OTHER HUB GOAL 10.2%		
					BLACK	HISPANIC	ASIAN PACIFIC	NATIVE AMERICAN	WOMAN

T
N
S
-TC

C

476-TEXAS RACING COMMISSION-Professional Services Unadjusted Goal is 20.0%

FUND TYPE	TOTAL EXPENDITURES	TOTAL SPENT WITH NON-HUBS	TOTAL SPENT WITH **ADJ. HUBS 18.1%	TOTAL SPENT WITH *OTHER HUBS 1.2%	**ADJUSTED HUB GOAL 18.1%			*OTHER HUB GOAL 1.8%	
					BLACK	HISPANIC	WOMAN	ASIAN PACIFIC	NATIVE AMERICAN

T
N
S
-TC

C

476-TEXAS RACING COMMISSION-Other Services Unadjusted Goal is 33.0%

FUND TYPE	TOTAL EXPENDITURES	TOTAL SPENT WITH NON-HUBS	TOTAL SPENT WITH **ADJ. HUBS 33.0%	**ADJUSTED HUB GOAL 33.0%				
				ASIAN PACIFIC	BLACK	HISPANIC	NATIVE AMERICAN	WOMAN

T
N
S
-TC

C

476-TEXAS RACING COMMISSION-Commodity Purchasing Unadjusted Goal is 12.6%

FUND TYPE	TOTAL EXPENDITURES	TOTAL SPENT WITH NON-HUBS	TOTAL SPENT WITH **ADJ. HUBS 11.5%	TOTAL SPENT WITH *OTHER HUBS 1.1%	**ADJUSTED HUB GOAL 11.5%			*OTHER HUB GOAL 1.1%	
					BLACK	HISPANIC	WOMAN	ASIAN PACIFIC	NATIVE AMERICAN

T
N
S
-TC

C

DB = DEBIT (NEGATIVE AMOUNT) * = OTHER HUBS ** = ADJUSTED HUBS *** = DOLLARS REPORTED BUT NOT SHOWN IN THESE COLUMNS. SEE COVER LETTER PARA. 4
T=TREASURY, N=NON-TREASURY, S=SUBCONTRACTOR FUNDS & PROCUREMENT CARD HUB PURCHASES, TC=TERM CONTRACT, C=CONSOLIDATED. SEE PAGE 4 OF HUB REPORT FOR FUND TYPE DESCRIPTION.

477-COMM/STATE EMERGENCY COMMUNICATION-Heavy Construction Unadjusted Goal is 11.9%

FUND TYPE	TOTAL EXPENDITURES	TOTAL SPENT WITH NON-HUBS AMOUNT/%	TOTAL SPENT WITH **ADJ. HUBS 8.6% AMOUNT/%	TOTAL SPENT WITH *OTHER HUBS 5.3% AMOUNT/%	ASIAN PACIFIC AMOUNT/%	**ADJUSTED HUB GOAL 8.6% BLACK AMOUNT/%	HISPANIC AMOUNT/%	NATIVE AMERICAN AMOUNT/%	*OTHER HUB GOAL 5.3% WOMAN AMOUNT/%
T									
N									
S									
-TC									
C									

477-COMM/STATE EMERGENCY COMMUNICATION-Building Construction Unadjusted Goal is 28.1%

FUND TYPE	TOTAL EXPENDITURES	TOTAL SPENT WITH NON-HUBS	TOTAL SPENT WITH **ADJ. HUBS 25.1%	TOTAL SPENT WITH *OTHER HUBS 1.0%	BLACK	**ADJUSTED HUB GOAL 25.1% HISPANIC	WOMAN	*OTHER HUB GOAL 1.0% ASIAN PACIFIC	NATIVE AMERICAN
T									
N									
S									
-TC									
C									

477-COMM/STATE EMERGENCY COMMUNICATION-Special Trade Unadjusted Goal is 57.2%

FUND TYPE	TOTAL EXPENDITURES	TOTAL SPENT WITH NON-HUBS	TOTAL SPENT WITH **ADJ. HUBS 47.0%	TOTAL SPENT WITH *OTHER HUBS 10.2%	BLACK	**ADJUSTED HUB GOAL 47.0% HISPANIC	ASIAN PACIFIC	*OTHER HUB GOAL 10.2% NATIVE AMERICAN	WOMAN
T									
N									
S									
-TC									
C									

477-COMM/STATE EMERGENCY COMMUNICATION-Professional Services Unadjusted Goal is 20.0%

FUND TYPE	TOTAL EXPENDITURES	TOTAL SPENT WITH NON-HUBS	TOTAL SPENT WITH **ADJ. HUBS 18.1%	TOTAL SPENT WITH *OTHER HUBS 1.9%	BLACK	**ADJUSTED HUB GOAL 18.1% HISPANIC	WOMAN	*OTHER HUB GOAL 1.9% ASIAN PACIFIC	NATIVE AMERICAN
T	\$42,850		\$42,850/100 %			\$42,850/100 %			
N									
S									
-TC									
C	\$42,850		\$42,850/100 %			\$42,850/100 %			

477-COMM/STATE EMERGENCY COMMUNICATION-Other Services Unadjusted Goal is 33.0%

FUND TYPE	TOTAL EXPENDITURES	TOTAL SPENT WITH NON-HUBS	TOTAL SPENT WITH **ADJ. HUBS 33.0%	TOTAL SPENT WITH *OTHER HUBS 1.5%	ASIAN PACIFIC	BLACK	**ADJUSTED HUB GOAL 33.0% HISPANIC	NATIVE AMERICAN	WOMAN
T	\$373,693	\$321,971/86.1%	\$51,722/13.8%		\$927/.246%		\$2,771/.741%		\$46,023/12.6%
N									
S									
-TC	\$2,303	\$2,038/88.4%	\$265/11.5%				\$265/11.5%		
C	\$371,390	\$319,933/86.1%	\$51,457/13.8%		\$927/.245%		\$2,506/.674%		\$46,023/12.9%

477-COMM/STATE EMERGENCY COMMUNICATION-Commodity Purchasing Unadjusted Goal is 12.6%

FUND TYPE	TOTAL EXPENDITURES	TOTAL SPENT WITH NON-HUBS	TOTAL SPENT WITH **ADJ. HUBS 11.5%	TOTAL SPENT WITH *OTHER HUBS 1.1%	BLACK	**ADJUSTED HUB GOAL 11.5% HISPANIC	WOMAN	*OTHER HUB GOAL 1.1% ASIAN PACIFIC	NATIVE AMERICAN
T	\$506,821	\$331,238/65.3%	\$174,897/34.4%	\$687/.136%	\$414/.081%	\$402/.079%	\$172,860/34.3%	\$687/.136%	
N									
S									
-TC	\$118,825	\$8,826/7.18%	\$111,188/92.8%				\$111,188/92.8%		
C	\$388,795	\$322,609/83.4%	\$63,496/16.4%	\$687/.177%	\$414/.107%	\$402/.104%	\$62,681/16.2%	\$687/.177%	

DB = DEBIT (NEGATIVE AMOUNT) * = OTHER HUBS ** = ADJUSTED HUBS *** = DOLLARS REPORTED BUT NOT SHOWN IN THESE COLUMNS. SEE COVER LETTER PARA. 4
T=TREASURY, N=NON-TREASURY, S=SUBCONTRACTOR FUNDS & PROCUREMENT CARD HUB PURCHASES, TC=TERM CONTRACT, C=CONSOLIDATED. SEE PAGE 4 OF HUB REPORT FOR FUND TYPE DESCRIPTION.

478-RESEARCH & OVERSIGHT WORKERS' COUNCIL-Heavy Construction Unadjusted Goal is 11.9%

FUND TYPE	TOTAL EXPENDITURES	TOTAL SPENT WITH NON-HUBS AMOUNT/%	TOTAL SPENT WITH **ADJ. HUBS 8.6% AMOUNT/%	TOTAL SPENT WITH *OTHER HUBS 3.3% AMOUNT/%	ASIAN PACIFIC AMOUNT/%	**ADJUSTED HUB GOAL 8.6% BLACK AMOUNT/%	HISPANIC AMOUNT/%	NATIVE AMERICAN AMOUNT/%	*OTHER HUB GOAL 5.3% WOMAN AMOUNT/%
T									
N									
S									
-TC									
C									

478-RESEARCH & OVERSIGHT WORKERS' COUNCIL-Building Construction Unadjusted Goal is 26.1%

FUND TYPE	TOTAL EXPENDITURES	TOTAL SPENT WITH NON-HUBS	TOTAL SPENT WITH **ADJ. HUBS 25.1% AMOUNT/%	TOTAL SPENT WITH *OTHER HUBS 1.0% AMOUNT/%	BLACK	HISPANIC	WOMAN	*OTHER HUB GOAL 1.0% ASIAN PACIFIC NATIVE AMERICAN
T								
N								
S								
-TC								
C								

478-RESEARCH & OVERSIGHT WORKERS' COUNCIL-Special Trade Unadjusted Goal is 57.2%

FUND TYPE	TOTAL EXPENDITURES	TOTAL SPENT WITH NON-HUBS	TOTAL SPENT WITH **ADJ. HUBS 47.0% AMOUNT/%	TOTAL SPENT WITH *OTHER HUBS 10.2% AMOUNT/%	BLACK	HISPANIC	ASIAN PACIFIC	NATIVE AMERICAN	WOMAN
T									
N									
S									
-TC									
C									

478-RESEARCH & OVERSIGHT WORKERS' COUNCIL-Professional Services Unadjusted Goal is 20.0%

FUND TYPE	TOTAL EXPENDITURES	TOTAL SPENT WITH NON-HUBS	TOTAL SPENT WITH **ADJ. HUBS 18.1% AMOUNT/%	TOTAL SPENT WITH *OTHER HUBS 1.9% AMOUNT/%	BLACK	HISPANIC	WOMAN	*OTHER HUB GOAL 1.9% ASIAN PACIFIC NATIVE AMERICAN
T								
N								
S								
-TC								
C								

478-RESEARCH & OVERSIGHT WORKERS' COUNCIL-Other Services Unadjusted Goal is 33.0%

FUND TYPE	TOTAL EXPENDITURES	TOTAL SPENT WITH NON-HUBS	TOTAL SPENT WITH **ADJ. HUBS 33.0% AMOUNT/%	ASIAN PACIFIC	BLACK	HISPANIC	NATIVE AMERICAN	WOMAN
T	\$3,812	\$3,812/100 %						
N								
S								
-TC								
C	\$3,812	\$3,812/100 %						

478-RESEARCH & OVERSIGHT WORKERS' COUNCIL-Commodity Purchasing Unadjusted Goal is 12.6%

FUND TYPE	TOTAL EXPENDITURES	TOTAL SPENT WITH NON-HUBS	TOTAL SPENT WITH **ADJ. HUBS 11.5% AMOUNT/%	TOTAL SPENT WITH *OTHER HUBS 1.1% AMOUNT/%	BLACK	HISPANIC	WOMAN	*OTHER HUB GOAL 1.1% ASIAN PACIFIC NATIVE AMERICAN
T	\$5,936	\$5,450/91.8%	\$486/8.18%					\$486/8.18%
N								
S								
-TC								
C	\$5,936	\$5,450/91.8%	\$486/8.18%					\$486/8.18%

DB = DEBIT (NEGATIVE AMOUNT) * = OTHER HUBS ** = ADJUSTED HUBS *** = DOLLARS REPORTED BUT NOT SHOWN IN THESE COLUMNS. SEE COVER LETTER PARA. 4
T=TREASURY, N=NON-TREASURY, S=SUBCONTRACTOR FUNDS & PROCUREMENT CARD HUB PURCHASES, TC=TERM CONTRACT, C=CONSOLIDATED. SEE PAGE 4 OF HUB REPORT FOR FUND TYPE DESCRIPTION.

479-STATE OFFICE OF RISK MANAGEMENT-Heavy Construction Unadjusted Goal is 11.8%

FUND TYPE	TOTAL EXPENDITURES	TOTAL SPENT WITH NON-HUBS AMOUNT/%	TOTAL SPENT WITH **ADJ. HUBS 8.9% AMOUNT/%	TOTAL SPENT WITH *OTHER HUBS 5.3% AMOUNT/%	ASIAN PACIFIC AMOUNT/%	**ADJUSTED HUB GOAL 8.6% BLACK AMOUNT/%	HISPANIC AMOUNT/%	NATIVE AMERICAN AMOUNT/%	*OTHER HUB GOAL 5.3% WOMAN AMOUNT/%
-----------	--------------------	------------------------------------	--	--	------------------------	--	-------------------	--------------------------	--

T
N
S
-TC
C

479-STATE OFFICE OF RISK MANAGEMENT-Building Construction Unadjusted Goal is 29.1%

FUND TYPE	TOTAL EXPENDITURES	TOTAL SPENT WITH NON-HUBS	TOTAL SPENT WITH **ADJ. HUBS 25.1%	TOTAL SPENT WITH *OTHER HUBS 1.9%	BLACK	**ADJUSTED HUB GOAL 25.1% HISPANIC	WOMAN	*OTHER HUB GOAL 1.9% ASIAN PACIFIC	NATIVE AMERICAN
-----------	--------------------	---------------------------	------------------------------------	-----------------------------------	-------	---------------------------------------	-------	---------------------------------------	-----------------

T
N
S
-TC
C

479-STATE OFFICE OF RISK MANAGEMENT-Special Trade Unadjusted Goal is 57.2%

FUND TYPE	TOTAL EXPENDITURES	TOTAL SPENT WITH NON-HUBS	TOTAL SPENT WITH **ADJ. HUBS 47.0%	TOTAL SPENT WITH *OTHER HUBS 10.2%	BLACK	**ADJUSTED HUB GOAL 47.0% HISPANIC	ASIAN PACIFIC	*OTHER HUB GOAL 10.2% NATIVE AMERICAN	WOMAN
-----------	--------------------	---------------------------	------------------------------------	------------------------------------	-------	---------------------------------------	---------------	--	-------

T
N
S
-TC
C

479-STATE OFFICE OF RISK MANAGEMENT-Professional Services Unadjusted Goal is 20.0%

FUND TYPE	TOTAL EXPENDITURES	TOTAL SPENT WITH NON-HUBS	TOTAL SPENT WITH **ADJ. HUBS 18.1%	TOTAL SPENT WITH *OTHER HUBS 1.9%	BLACK	**ADJUSTED HUB GOAL 18.1% HISPANIC	WOMAN	*OTHER HUB GOAL 1.9% ASIAN PACIFIC	NATIVE AMERICAN
-----------	--------------------	---------------------------	------------------------------------	-----------------------------------	-------	---------------------------------------	-------	---------------------------------------	-----------------

T
N
S
-TC
C

479-STATE OFFICE OF RISK MANAGEMENT-Other Services Unadjusted Goal is 33.0%

FUND TYPE	TOTAL EXPENDITURES	TOTAL SPENT WITH NON-HUBS	TOTAL SPENT WITH **ADJ. HUBS 33.0%	ASIAN PACIFIC	BLACK	**ADJUSTED HUB GOAL 33.0% HISPANIC	NATIVE AMERICAN	WOMAN
-----------	--------------------	---------------------------	------------------------------------	---------------	-------	---------------------------------------	-----------------	-------

T
N
S
-TC
C

479-STATE OFFICE OF RISK MANAGEMENT-Commodity Purchasing Unadjusted Goal is 12.6%

FUND TYPE	TOTAL EXPENDITURES	TOTAL SPENT WITH NON-HUBS	TOTAL SPENT WITH **ADJ. HUBS 11.9%	TOTAL SPENT WITH *OTHER HUBS 1.1%	BLACK	**ADJUSTED HUB GOAL 11.6% HISPANIC	WOMAN	*OTHER HUB GOAL 1.1% ASIAN PACIFIC	NATIVE AMERICAN
-----------	--------------------	---------------------------	------------------------------------	-----------------------------------	-------	---------------------------------------	-------	---------------------------------------	-----------------

T
N
S
-TC
C

DB = DEBIT (NEGATIVE AMOUNT) * = OTHER HUBS ** = ADJUSTED HUBS *** = DOLLARS REPORTED BUT NOT SHOWN IN THESE COLUMNS. SEE COVER LETTER PARA. 4
T-TREASURY, N=NON-TREASURY, S-SUBCONTRACTOR FUNDS & PROCUREMENT CARD HUB PURCHASES, TC-TERM CONTRACT, C=CONSOLIDATED. SEE PAGE 4 OF HUB REPORT FOR FUND TYPE DESCRIPTION.

480-TEXAS DEPT OF ECONOMIC DEVELOPMENT-Heavy Construction Unadjusted Goal is 31.2%

FUND TYPE	TOTAL EXPENDITURES	TOTAL SPENT WITH NON-HUBS AMOUNT/%	TOTAL SPENT WITH **ADJ. HUBS 6.6%	TOTAL SPENT WITH *OTHER HUBS 5.3%	ASIAN PACIFIC AMOUNT/%	BLACK AMOUNT/%	HISPANIC AMOUNT/%	NATIVE AMERICAN AMOUNT/%	*OTHER HUB GOAL 5.3% WOMAN AMOUNT/%
T									
N									
S									
-TC									
C									

T
N
S
-TC
C

480-TEXAS DEPT OF ECONOMIC DEVELOPMENT-Building Construction Unadjusted Goal is 26.1%

FUND TYPE	TOTAL EXPENDITURES	TOTAL SPENT WITH NON-HUBS	TOTAL SPENT WITH **ADJ. HUBS 26.1%	TOTAL SPENT WITH *OTHER HUBS 1.0%	BLACK	HISPANIC	WOMAN	*OTHER HUB GOAL 1.0% ASIAN PACIFIC NATIVE AMERICAN
T								
N								
S								
-TC								
C								

T
N
S
-TC
C

480-TEXAS DEPT OF ECONOMIC DEVELOPMENT-Special Trade Unadjusted Goal is 57.2%

FUND TYPE	TOTAL EXPENDITURES	TOTAL SPENT WITH NON-HUBS	TOTAL SPENT WITH **ADJ. HUBS 47.0%	TOTAL SPENT WITH *OTHER HUBS 10.2%	BLACK	HISPANIC	ASIAN PACIFIC	NATIVE AMERICAN	WOMAN
T									
N									
S									
-TC									
C									

T
N
S
-TC
C

480-TEXAS DEPT OF ECONOMIC DEVELOPMENT-Professional Services Unadjusted Goal is 20.0%

FUND TYPE	TOTAL EXPENDITURES	TOTAL SPENT WITH NON-HUBS	TOTAL SPENT WITH **ADJ. HUBS 18.1%	TOTAL SPENT WITH *OTHER HUBS 1.9%	BLACK	HISPANIC	WOMAN	*OTHER HUB GOAL 1.9% ASIAN PACIFIC NATIVE AMERICAN
T	\$12,775		\$12,775/100 %					
N								
S								
-TC								
C	\$12,775		\$12,775/100 %					

T
N
S
-TC
C

480-TEXAS DEPT OF ECONOMIC DEVELOPMENT-Other Services Unadjusted Goal is 33.0%

FUND TYPE	TOTAL EXPENDITURES	TOTAL SPENT WITH NON-HUBS	TOTAL SPENT WITH **ADJ. HUBS 33.0%	TOTAL SPENT WITH *OTHER HUBS 1.1%	ASIAN PACIFIC	BLACK	HISPANIC	NATIVE AMERICAN	WOMAN
T	\$5,470,936	\$5,461,188/99.8%	\$9,737/.178%		\$5,870/.107%		\$1,622/.028%		\$2,244/.041%
N									
S	***	***	\$1,047,219/22.3%			\$808,141/17.2%	\$21,600/.461%		\$218,477/4.83%
-TC	\$41,819	\$40,562/96.7%	\$1,356/3.23%				\$1,322/3.15%		\$34/.082%
C	\$5,428,016	\$5,420,635/99.8%	\$1,066,599/19.4%		\$5,870/.108%	\$808,141/14.8%	\$21,900/.403%		\$221,687/4.08%

T
N
S
-TC
C

480-TEXAS DEPT OF ECONOMIC DEVELOPMENT-Commodity Purchasing Unadjusted Goal is 12.6%

FUND TYPE	TOTAL EXPENDITURES	TOTAL SPENT WITH NON-HUBS	TOTAL SPENT WITH **ADJ. HUBS 11.2%	TOTAL SPENT WITH *OTHER HUBS 1.1%	BLACK	HISPANIC	WOMAN	*OTHER HUB GOAL 1.1% ASIAN PACIFIC NATIVE AMERICAN
T	\$348,032	\$229,500/66.8%	\$37,028/10.6%	\$72,504/20.7%	\$5,744/1.64%	\$2,250/.644%	\$28,032/8.31%	\$72,504/20.7%
N								
S								
-TC	\$21,325	\$21,325/100 %						
C	\$327,707	\$218,174/66.6%	\$37,028/11.2%	\$72,504/22.1%	\$5,744/1.75%	\$2,250/.948%	\$29,033/8.85%	\$72,504/22.1%

T
N
S
-TC
C

DB = DEBIT (NEGATIVE AMOUNT) * = OTHER HUBS ** = ADJUSTED HUBS *** = DOLLARS REPORTED BUT NOT SHOWN IN THESE COLUMNS. SEE COVER LETTER PARA. 4
T=TREASURY, N=NON-TREASURY, S=SUBCONTRACTOR FUNDS & PROCUREMENT CARD HUB PURCHASES, TC=TERM CONTRACT, C=CONSOLIDATED. SEE PAGE 4 OF HUB REPORT FOR FUND TYPE DESCRIPTION.

501-TEXAS DEPARTMENT OF HEALTH-Heavy Construction Unadjusted Goal is 11.3%										
FUND TYPE	TOTAL EXPENDITURES	TOTAL SPENT WITH NON-HUBS AMOUNT/%	TOTAL SPENT WITH **ADJ. HUBS 5.5% AMOUNT/%	TOTAL SPENT WITH *OTHER HUBS 5.3% AMOUNT/%	ASIAN PACIFIC AMOUNT/%	**ADJUSTED HUB GOAL 6.6% BLACK AMOUNT/%	HISPANIC AMOUNT/%	NATIVE AMERICAN AMOUNT/%	*OTHER HUB GOAL 5.3% WOMAN AMOUNT/%	
T	\$12,262	\$12,252/100 %								
N										
S										
-TC										
C	\$12,262	\$12,252/100 %								
501-TEXAS DEPARTMENT OF HEALTH-Building Construction Unadjusted Goal is 26.1%										
FUND TYPE	TOTAL EXPENDITURES	TOTAL SPENT WITH NON-HUBS	TOTAL SPENT WITH **ADJ. HUBS 25.1%	TOTAL SPENT WITH *OTHER HUBS 1.0%	BLACK	**ADJUSTED HUB GOAL 25.1% HISPANIC	WOMAN	ASIAN PACIFIC	*OTHER HUB GOAL 1.0% NATIVE AMERICAN	
T	\$1,866	\$1,866/100 %								
N										
S										
-TC										
C	\$1,866	\$1,866/100 %								
501-TEXAS DEPARTMENT OF HEALTH-Special Trade Unadjusted Goal is 57.2%										
FUND TYPE	TOTAL EXPENDITURES	TOTAL SPENT WITH NON-HUBS	TOTAL SPENT WITH **ADJ. HUBS 47.0%	TOTAL SPENT WITH *OTHER HUBS 10.2%	BLACK	**ADJUSTED HUB GOAL 47.0% HISPANIC	WOMAN	ASIAN PACIFIC	*OTHER HUB GOAL 10.2% NATIVE AMERICAN	
T	\$423,687	\$274,972/64.8%	\$78,500/18.7%	\$69,514/16.4%		\$79,500/18.7%				\$69,514/16.4%
N										
S										
-TC	\$3,912	\$3,912/100 %								
C	\$419,775	\$270,780/64.5%	\$78,500/18.9%	\$69,514/16.5%		\$79,500/18.9%				\$69,514/16.5%
501-TEXAS DEPARTMENT OF HEALTH-Professional Services Unadjusted Goal is 20.0%										
FUND TYPE	TOTAL EXPENDITURES	TOTAL SPENT WITH NON-HUBS	TOTAL SPENT WITH **ADJ. HUBS 18.1%	TOTAL SPENT WITH *OTHER HUBS 1.9%	BLACK	**ADJUSTED HUB GOAL 18.1% HISPANIC	WOMAN	ASIAN PACIFIC	*OTHER HUB GOAL 1.9% NATIVE AMERICAN	
T	\$9,346,483	\$9,339,056/99.9%	\$7,427/.079%		\$3,286/.035%	\$5,698DB	\$9,740/.104%			
N										
S										
-TC										
C	\$9,346,483	\$9,339,056/99.9%	\$7,427/.079%		\$3,286/.035%	\$5,698DB	\$9,740/.104%			
501-TEXAS DEPARTMENT OF HEALTH-Other Services Unadjusted Goal is 33.0%										
FUND TYPE	TOTAL EXPENDITURES	TOTAL SPENT WITH NON-HUBS	TOTAL SPENT WITH **ADJ. HUBS 33.0%	TOTAL SPENT WITH *OTHER HUBS 1.1%	ASIAN PACIFIC	**ADJUSTED HUB GOAL 33.0% BLACK	HISPANIC	NATIVE AMERICAN	*OTHER HUB GOAL 1.1% WOMAN	
T	\$96,687,992	\$68,384,531/61.3%	\$4,323,460/8.60%		\$101,905/.105%	\$236,616/.244%	\$136,868/.140%			\$7,648,979/8.11%
N										
S	***	***	\$9,006,331/11.3%		\$47,545/.060%	\$577,251/.729%	\$4,218,388/5.32%			\$4,163,145/5.25%
-TC	\$385,429	\$360,712/93.5%	\$24,718/6.41%				\$2,766/.717%			\$21,950/5.69%
C	\$96,302,562	\$68,003,819/61.3%	\$17,305,075/17.9%		\$149,450/.155%	\$813,868/.845%	\$4,361,581/4.61%			\$11,980,175/12.4%
501-TEXAS DEPARTMENT OF HEALTH-Commodity Purchasing Unadjusted Goal is 12.6%										
FUND TYPE	TOTAL EXPENDITURES	TOTAL SPENT WITH NON-HUBS	TOTAL SPENT WITH **ADJ. HUBS 11.5%	TOTAL SPENT WITH *OTHER HUBS 1.1%	BLACK	**ADJUSTED HUB GOAL 11.5% HISPANIC	WOMAN	ASIAN PACIFIC	*OTHER HUB GOAL 1.1% NATIVE AMERICAN	
T	\$62,081,092	\$50,188,049/81.2%	\$877,448/1.68%	\$806,684/1.54%	\$80,428/.155%	\$348,977/.670%	\$447,642/.858%			\$787,478/1.51%
N										
S	***	***	\$799,379/13.5%	\$97,433/1.64%	\$128,668/2.17%	\$227,810/3.85%	\$442,900/7.49%			\$85,180/1.51%
-TC	\$4,438,311	\$4,364,206/98.3%	\$44,040/.992%	\$30,084/.677%	\$269/.006%	\$14,318/.322%	\$29,453/.663%			\$30,064/.677%
C	\$47,642,781	\$48,033,843/96.6%	\$1,632,787/3.42%	\$872,963/1.63%	\$209,226/.439%	\$562,471/1.18%	\$861,089/1.80%			\$852,594/1.78%

DR = DEBIT (NEGATIVE AMOUNT) * = OTHER HUBS ** = ADJUSTED HUBS *** = DOLLARS REPORTED BUT NOT SHOWN IN THESE COLUMNS. SEE COVER LETTER PARA. 4
T-TREASURY, N-NON-TREASURY, S-SUBCONTRACTOR FUNDS & PROCUREMENT CARD HUB PURCHASES, TC-TERM CONTRACT, C-CONSOLIDATED. SEE PAGE 4 OF HUB REPORT FOR FUND TYPE DESCRIPTION.

502-BOARD OF BARBER EXAMINERS-Heavy Construction Unadjusted Goal is 11.9%

FUND TYPE	TOTAL EXPENDITURES	TOTAL SPENT WITH NON-HUBS AMOUNT/%	TOTAL SPENT WITH **ADJ. HUBS 6.6% AMOUNT/%	TOTAL SPENT WITH *OTHER HUBS 5.3% AMOUNT/%	ASIAN PACIFIC AMOUNT/%	**ADJUSTED HUB GOAL 6.6% BLACK AMOUNT/%	HISPANIC AMOUNT/%	NATIVE AMERICAN AMOUNT/%	*OTHER HUB GOAL 5.3% WOMAN AMOUNT/%
-----------	--------------------	------------------------------------	--	--	------------------------	---	-------------------	--------------------------	-------------------------------------

T
N
S
-TC

C

502-BOARD OF BARBER EXAMINERS-Building Construction Unadjusted Goal is 25.1%

FUND TYPE	TOTAL EXPENDITURES	TOTAL SPENT WITH NON-HUBS	TOTAL SPENT WITH **ADJ. HUBS 25.1%	TOTAL SPENT WITH *OTHER HUBS 1.0%	BLACK	HISPANIC	WOMAN	*OTHER HUB GOAL 1.0% ASIAN PACIFIC NATIVE AMERICAN
-----------	--------------------	---------------------------	------------------------------------	-----------------------------------	-------	----------	-------	--

T
N
S
-TC

C

502-BOARD OF BARBER EXAMINERS-Special Trade Unadjusted Goal is 57.2%

FUND TYPE	TOTAL EXPENDITURES	TOTAL SPENT WITH NON-HUBS	TOTAL SPENT WITH **ADJ. HUBS 47.0%	TOTAL SPENT WITH *OTHER HUBS 10.2%	BLACK	HISPANIC	ASIAN PACIFIC	NATIVE AMERICAN	WOMAN
-----------	--------------------	---------------------------	------------------------------------	------------------------------------	-------	----------	---------------	-----------------	-------

T
N
S
-TC

C

502-BOARD OF BARBER EXAMINERS-Professional Services Unadjusted Goal is 20.0%

FUND TYPE	TOTAL EXPENDITURES	TOTAL SPENT WITH NON-HUBS	TOTAL SPENT WITH **ADJ. HUBS 18.1%	TOTAL SPENT WITH *OTHER HUBS 1.9%	BLACK	HISPANIC	WOMAN	*OTHER HUB GOAL 1.9% ASIAN PACIFIC NATIVE AMERICAN
-----------	--------------------	---------------------------	------------------------------------	-----------------------------------	-------	----------	-------	--

T
N
S
-TC

C

502-BOARD OF BARBER EXAMINERS-Other Services Unadjusted Goal is 33.0%

FUND TYPE	TOTAL EXPENDITURES	TOTAL SPENT WITH NON-HUBS	TOTAL SPENT WITH **ADJ. HUBS 33.0%	ASIAN PACIFIC	BLACK	HISPANIC	NATIVE AMERICAN	WOMAN
-----------	--------------------	---------------------------	------------------------------------	---------------	-------	----------	-----------------	-------

T
N
S
-TC

C

502-BOARD OF BARBER EXAMINERS-Commodity Purchasing Unadjusted Goal is 12.6%

FUND TYPE	TOTAL EXPENDITURES	TOTAL SPENT WITH NON-HUBS	TOTAL SPENT WITH **ADJ. HUBS 11.5%	TOTAL SPENT WITH *OTHER HUBS 1.1%	BLACK	HISPANIC	WOMAN	*OTHER HUB GOAL 1.1% ASIAN PACIFIC NATIVE AMERICAN
-----------	--------------------	---------------------------	------------------------------------	-----------------------------------	-------	----------	-------	--

T
N
S
-TC

C

DB = DEBIT (NEGATIVE AMOUNT) * = OTHER HUBS ** = ADJUSTED HUBS *** = DOLLARS REPORTED BUT NOT SHOWN IN THESE COLUMNS. SEE COVER LETTER PARA. 4
T-TREASURY, N=NON-TREASURY, S-SUBCONTRACTOR FUNDS & PROCUREMENT CARD HUB PURCHASES, TC-TERM CONTRACT, C-CONSOLIDATED. SEE PAGE 4 OF HUB REPORT FOR FUND TYPE DESCRIPTION.

503-TX STATE BOARD OF MEDICAL EXAMINERS-Heavy Construction Unadjusted Goal is 11.9%

FUND TYPE	TOTAL EXPENDITURES	TOTAL SPENT WITH NON-HUBS AMOUNT/%	TOTAL SPENT WITH **ADJ. HUBS 6.8% AMOUNT/%	TOTAL SPENT WITH *OTHER HUBS 5.1% AMOUNT/%	ASIAN PACIFIC AMOUNT/%	**ADJUSTED HUB GOAL 6.8% BLACK AMOUNT/%	HISPANIC AMOUNT/%	NATIVE AMERICAN AMOUNT/%	*OTHER HUB GOAL 5.3% WOMAN AMOUNT/%
-----------	--------------------	------------------------------------	--	--	------------------------	---	-------------------	--------------------------	-------------------------------------

T
N
S
-TC
C

503-TX STATE BOARD OF MEDICAL EXAMINERS-Building Construction Unadjusted Goal is 26.1%

FUND TYPE	TOTAL EXPENDITURES	TOTAL SPENT WITH NON-HUBS	TOTAL SPENT WITH **ADJ. HUBS 25.1%	TOTAL SPENT WITH *OTHER HUBS 1.0%	BLACK	HISPANIC	WOMAN	ASIAN PACIFIC	NATIVE AMERICAN
-----------	--------------------	---------------------------	------------------------------------	-----------------------------------	-------	----------	-------	---------------	-----------------

T
N
S
-TC
C

503-TX STATE BOARD OF MEDICAL EXAMINERS-Special Trade Unadjusted Goal is 57.2%

FUND TYPE	TOTAL EXPENDITURES	TOTAL SPENT WITH NON-HUBS	TOTAL SPENT WITH **ADJ. HUBS 47.0%	TOTAL SPENT WITH *OTHER HUBS 10.2%	BLACK	HISPANIC	ASIAN PACIFIC	NATIVE AMERICAN	WOMAN
-----------	--------------------	---------------------------	------------------------------------	------------------------------------	-------	----------	---------------	-----------------	-------

T
N
S
-TC
C

503-TX STATE BOARD OF MEDICAL EXAMINERS-Professional Services Unadjusted Goal is 20.0%

FUND TYPE	TOTAL EXPENDITURES	TOTAL SPENT WITH NON-HUBS	TOTAL SPENT WITH **ADJ. HUBS 18.1%	TOTAL SPENT WITH *OTHER HUBS 1.9%	BLACK	HISPANIC	WOMAN	ASIAN PACIFIC	NATIVE AMERICAN
-----------	--------------------	---------------------------	------------------------------------	-----------------------------------	-------	----------	-------	---------------	-----------------

T
N
S
-TC
C

503-TX STATE BOARD OF MEDICAL EXAMINERS-Other Services Unadjusted Goal is 33.0%

FUND TYPE	TOTAL EXPENDITURES	TOTAL SPENT WITH NON-HUBS	TOTAL SPENT WITH **ADJ. HUBS 33.0%	ASIAN PACIFIC	BLACK	HISPANIC	NATIVE AMERICAN	WOMAN
-----------	--------------------	---------------------------	------------------------------------	---------------	-------	----------	-----------------	-------

T
N
S
-TC
C

503-TX STATE BOARD OF MEDICAL EXAMINERS-Commodity Purchasing Unadjusted Goal is 12.6%

FUND TYPE	TOTAL EXPENDITURES	TOTAL SPENT WITH NON-HUBS	TOTAL SPENT WITH **ADJ. HUBS 11.5%	TOTAL SPENT WITH *OTHER HUBS 1.1%	BLACK	HISPANIC	WOMAN	ASIAN PACIFIC	NATIVE AMERICAN
-----------	--------------------	---------------------------	------------------------------------	-----------------------------------	-------	----------	-------	---------------	-----------------

T
N
S
-TC
C

DB = DEBIT (NEGATIVE AMOUNT) * = OTHER HUBS ** = ADJUSTED HUBS *** = DOLLARS REPORTED BUT NOT SHOWN IN THESE COLUMNS. SEE COVER LETTER PARA. 4
T=TREASURY, N=NON-TREASURY, S=SUBCONTRACTOR FUNDS & PROCUREMENT CARD HUB PURCHASES, TC=TERM CONTRACT, C=CONSOLIDATED. SEE PAGE 4 OF HUB REPORT FOR FUND TYPE DESCRIPTION.

504-BOARD OF DENTAL EXAMINERS-Heavy Construction Unadjusted Goal is 11.9%

FUND TYPE	TOTAL EXPENDITURES	TOTAL SPENT WITH NON-HUBS AMOUNT/%	TOTAL SPENT WITH **ADJ. HUBS 6.6% AMOUNT/%	TOTAL SPENT WITH *OTHER HUBS 5.3% AMOUNT/%	ASIAN PACIFIC AMOUNT/%	**ADJUSTED HUB GOAL 8.8% BLACK AMOUNT/%	HISPANIC AMOUNT/%	NATIVE AMERICAN AMOUNT/%	*OTHER HUB GOAL 5.3% WOMAN AMOUNT/%
T									
N									
S									
-TC									
C									

504-BOARD OF DENTAL EXAMINERS-Building Construction Unadjusted Goal is 28.1%

FUND TYPE	TOTAL EXPENDITURES	TOTAL SPENT WITH NON-HUBS	TOTAL SPENT WITH **ADJ. HUBS 25.1%	TOTAL SPENT WITH *OTHER HUBS 1.0%	BLACK	**ADJUSTED HUB GOAL 25.1% HISPANIC	WOMAN	*OTHER HUB GOAL 1.0% ASIAN PACIFIC	NATIVE AMERICAN
T									
N									
S									
-TC									
C									

504-BOARD OF DENTAL EXAMINERS-Special Trade Unadjusted Goal is 57.2%

FUND TYPE	TOTAL EXPENDITURES	TOTAL SPENT WITH NON-HUBS	TOTAL SPENT WITH **ADJ. HUBS 47.0%	TOTAL SPENT WITH *OTHER HUBS 10.2%	BLACK	**ADJUSTED HUB GOAL 47.0% HISPANIC	ASIAN PACIFIC	*OTHER HUB GOAL 10.2% NATIVE AMERICAN	WOMAN
T	\$569	\$569/100 %							
N									
S									
-TC									
C	\$569	\$569/100 %							

504-BOARD OF DENTAL EXAMINERS-Professional Services Unadjusted Goal is 20.0%

FUND TYPE	TOTAL EXPENDITURES	TOTAL SPENT WITH NON-HUBS	TOTAL SPENT WITH **ADJ. HUBS 19.1%	TOTAL SPENT WITH *OTHER HUBS 1.9%	BLACK	**ADJUSTED HUB GOAL 19.1% HISPANIC	WOMAN	*OTHER HUB GOAL 1.9% ASIAN PACIFIC	NATIVE AMERICAN
T									
N									
S									
-TC									
C									

504-BOARD OF DENTAL EXAMINERS-Other Services Unadjusted Goal is 33.0%

FUND TYPE	TOTAL EXPENDITURES	TOTAL SPENT WITH NON-HUBS	TOTAL SPENT WITH **ADJ. HUBS 33.0%	ASIAN PACIFIC	**ADJUSTED HUB GOAL 33.0% BLACK	HISPANIC	NATIVE AMERICAN	WOMAN
T	\$135,691	\$134,328/98.8%	\$1,362/1.00%					\$1,362/1.00%
N								
S								
-TC	\$5,677	\$5,677/100 %						
C	\$130,014	\$128,651/98.9%	\$1,362/1.04%					\$1,362/1.04%

504-BOARD OF DENTAL EXAMINERS-Commodity Purchasing Unadjusted Goal is 12.6%

FUND TYPE	TOTAL EXPENDITURES	TOTAL SPENT WITH NON-HUBS	TOTAL SPENT WITH **ADJ. HUBS 11.5%	TOTAL SPENT WITH *OTHER HUBS 1.1%	BLACK	**ADJUSTED HUB GOAL 11.5% HISPANIC	WOMAN	*OTHER HUB GOAL 1.1% ASIAN PACIFIC	NATIVE AMERICAN
T	\$21,233	\$13,188/62.1%	\$6,716/31.6%	\$1,330/6.26%	\$4,692/22.0%	\$1,889/8.88%	\$135/.635%	\$1,330/6.26%	
N									
S									
-TC	\$3,477	\$3,477/100 %							
C	\$17,755	\$9,709/54.6%	\$6,716/37.8%	\$1,330/7.48%	\$4,692/26.4%	\$1,889/10.6%	\$135/.780%	\$1,330/7.48%	

DB = DEBIT (NEGATIVE AMOUNT) * = OTHER HUBS ** = ADJUSTED HUBS *** = DOLLARS REPORTED BUT NOT SHOWN IN THESE COLUMNS. SEE COVER LETTER PARA. 4
T=TREASURY, N=NON-TREASURY, S=SUBCONTRACTOR FUNDS & PROCUREMENT CARD HUB PURCHASES, TC=TERM CONTRACT, C=CONSOLIDATED. SEE PAGE 4 OF HUB REPORT FOR FUND TYPE DESCRIPTION.

505-COSMETOLOGY COMMISSION-Heavy Construction Unadjusted Goal is 11.9%

FUND TYPE	TOTAL EXPENDITURES	TOTAL SPENT WITH NON-HUBS AMOUNT/%	TOTAL SPENT WITH **ADJ. HUBS 8.0% AMOUNT/%	TOTAL SPENT WITH *OTHER HUBS 3.9% AMOUNT/%	ASIAN PACIFIC AMOUNT/%	**ADJUSTED HUB GOAL 6.6% BLACK AMOUNT/%	HISPANIC AMOUNT/%	NATIVE AMERICAN AMOUNT/%	*OTHER HUB GOAL 5.3% WOMAN AMOUNT/%
-----------	--------------------	------------------------------------	--	--	------------------------	---	-------------------	--------------------------	-------------------------------------

T
N
S
-TC

C

505-COSMETOLOGY COMMISSION-Building Construction Unadjusted Goal is 26.1%

FUND TYPE	TOTAL EXPENDITURES	TOTAL SPENT WITH NON-HUBS	TOTAL SPENT WITH **ADJ. HUBS 26.1%	TOTAL SPENT WITH *OTHER HUBS 1.0%	BLACK	**ADJUSTED HUB GOAL 25.1% HISPANIC	WOMAN	*OTHER HUB GOAL 1.0% ASIAN PACIFIC	NATIVE AMERICAN
-----------	--------------------	---------------------------	------------------------------------	-----------------------------------	-------	------------------------------------	-------	------------------------------------	-----------------

T
N
S
-TC

C

505-COSMETOLOGY COMMISSION-Special Trade Unadjusted Goal is 57.2%

FUND TYPE	TOTAL EXPENDITURES	TOTAL SPENT WITH NON-HUBS	TOTAL SPENT WITH **ADJ. HUBS 47.0%	TOTAL SPENT WITH *OTHER HUBS 10.2%	BLACK	**ADJUSTED HUB GOAL 47.0% HISPANIC	*OTHER HUB GOAL 10.2% ASIAN PACIFIC	NATIVE AMERICAN	WOMAN
-----------	--------------------	---------------------------	------------------------------------	------------------------------------	-------	------------------------------------	-------------------------------------	-----------------	-------

T
N
S
-TC

C

505-COSMETOLOGY COMMISSION-Professional Services Unadjusted Goal is 20.0%

FUND TYPE	TOTAL EXPENDITURES	TOTAL SPENT WITH NON-HUBS	TOTAL SPENT WITH **ADJ. HUBS 18.1%	TOTAL SPENT WITH *OTHER HUBS 1.9%	BLACK	**ADJUSTED HUB GOAL 18.1% HISPANIC	WOMAN	*OTHER HUB GOAL 1.9% ASIAN PACIFIC	NATIVE AMERICAN
-----------	--------------------	---------------------------	------------------------------------	-----------------------------------	-------	------------------------------------	-------	------------------------------------	-----------------

T
N
S
-TC

C

505-COSMETOLOGY COMMISSION-Other Services Unadjusted Goal is 33.0%

FUND TYPE	TOTAL EXPENDITURES	TOTAL SPENT WITH NON-HUBS	TOTAL SPENT WITH **ADJ. HUBS 33.0%	ASIAN PACIFIC	BLACK	**ADJUSTED HUB GOAL 33.0% HISPANIC	NATIVE AMERICAN	WOMAN
-----------	--------------------	---------------------------	------------------------------------	---------------	-------	------------------------------------	-----------------	-------

T
N
S
-TC

C

505-COSMETOLOGY COMMISSION-Commodity Purchasing Unadjusted Goal is 12.6%

FUND TYPE	TOTAL EXPENDITURES	TOTAL SPENT WITH NON-HUBS	TOTAL SPENT WITH **ADJ. HUBS 11.5%	TOTAL SPENT WITH *OTHER HUBS 1.1%	BLACK	**ADJUSTED HUB GOAL 11.6% HISPANIC	WOMAN	*OTHER HUB GOAL 1.1% ASIAN PACIFIC	NATIVE AMERICAN
-----------	--------------------	---------------------------	------------------------------------	-----------------------------------	-------	------------------------------------	-------	------------------------------------	-----------------

T
N
S
-TC

C

DB = DEBIT (NEGATIVE AMOUNT) * = OTHER HUBS ** = ADJUSTED HUBS *** = DOLLARS REPORTED BUT NOT SHOWN IN THESE COLUMNS. SEE COVER LETTER PARA. 4
T=TREASURY, N=NON-TREASURY, S=SUBCONTRACTOR FUNDS & PROCUREMENT CARD HUB PURCHASES, TC=TERM CONTRACT, C=CONSOLIDATED. SEE PAGE 4 OF HUB REPORT FOR FUND TYPE DESCRIPTION.

506-UT M D ANDERSON CANCER CENTER-Heavy Construction Unadjusted Goal is 11.9%

FUND TYPE	TOTAL EXPENDITURES	TOTAL SPENT WITH NON-HUBS AMOUNT/%	TOTAL SPENT WITH **ADJ. HUBS 6.4% AMOUNT/%	TOTAL SPENT WITH *OTHER HUBS 5.2% AMOUNT/%	**ADJUSTED HUB GOAL 6.6%				*OTHER HUB GOAL 5.3% WOMAN AMOUNT/%
					ASIAN PACIFIC AMOUNT/%	BLACK AMOUNT/%	HISPANIC AMOUNT/%	NATIVE AMERICAN AMOUNT/%	
T									
N	\$48,401	\$48,328/96.7%		\$2,072/4.28%					\$2,072/4.28%
S									
-TC									
C	\$48,401	\$46,328/95.7%		\$2,072/4.28%					\$2,072/4.28%

506-UT M D ANDERSON CANCER CENTER-Building Construction Unadjusted Goal is 26.1%

FUND TYPE	TOTAL EXPENDITURES	TOTAL SPENT WITH NON-HUBS	TOTAL SPENT WITH **ADJ. HUBS 25.1%	TOTAL SPENT WITH *OTHER HUBS 1.0%	**ADJUSTED HUB GOAL 25.1%			*OTHER HUB GOAL 1.0%	
					BLACK	HISPANIC	WOMAN	ASIAN PACIFIC	NATIVE AMERICAN
T									
N									
S									
-TC									
C									

506-UT M D ANDERSON CANCER CENTER-Special Trade Unadjusted Goal is 57.2%

FUND TYPE	TOTAL EXPENDITURES	TOTAL SPENT WITH NON-HUBS	TOTAL SPENT WITH **ADJ. HUBS 47.0%	TOTAL SPENT WITH *OTHER HUBS 10.2%	**ADJUSTED HUB GOAL 47.0%		*OTHER HUB GOAL 10.2%		
					BLACK	HISPANIC	ASIAN PACIFIC	NATIVE AMERICAN	WOMAN
T									
N	\$5,839,891	\$5,740,883/98.3%	\$11,608/.198%	\$67,400/1.49%	\$10,068/.172%	\$1,540/.026%			\$27,400/1.49%
S	***	***	\$55,750/.980%	\$380,386/8.20%		\$56,760/.980%	\$38,219/.858%	\$65/.001%	\$322,104/9.54%
-TC									
C	\$5,839,891	\$5,740,883/98.3%	\$67,358/1.15%	\$447,786/7.68%	\$10,068/.172%	\$67,290/.881%	\$38,219/.854%	\$65/.001%	\$408,504/7.01%

506-UT M D ANDERSON CANCER CENTER-Professional Services Unadjusted Goal is 20.0%

FUND TYPE	TOTAL EXPENDITURES	TOTAL SPENT WITH NON-HUBS	TOTAL SPENT WITH **ADJ. HUBS 18.1%	TOTAL SPENT WITH *OTHER HUBS 1.9%	**ADJUSTED HUB GOAL 18.1%			*OTHER HUB GOAL 1.9%	
					BLACK	HISPANIC	WOMAN	ASIAN PACIFIC	NATIVE AMERICAN
T									
N	\$2,585,441	\$1,968,806/76.1%	\$420,431/16.2%	\$196,241/7.59%		\$15,018/.580%	\$405,412/16.6%		\$196,241/7.59%
S	***	***	\$22,461/1.48%			\$22,461/1.48%			
-TC									
C	\$2,585,441	\$1,968,806/76.1%	\$442,692/17.1%	\$196,241/7.59%		\$37,478/1.44%	\$405,412/16.8%		\$196,241/7.59%

506-UT M D ANDERSON CANCER CENTER-Other Services Unadjusted Goal is 33.0%

FUND TYPE	TOTAL EXPENDITURES	TOTAL SPENT WITH NON-HUBS	TOTAL SPENT WITH **ADJ. HUBS 33.0%	**ADJUSTED HUB GOAL 33.0%				
				ASIAN PACIFIC	BLACK	HISPANIC	NATIVE AMERICAN	WOMAN
T	\$106,253	\$106,253/100%						
N	\$31,442,859	\$30,031,404/95.5%	\$1,411,450/4.48%	\$110,564/.351%	\$206,243/.655%	\$484,913/1.54%		\$609,728/1.83%
S	***	***	\$119,490/.628%		\$74,663/.392%			\$44,828/.236%
-TC								
C	\$31,549,107	\$30,137,857/95.5%	\$1,630,940/4.85%	\$110,564/.350%	\$280,807/.890%	\$484,913/1.53%		\$654,659/2.07%

506-UT M D ANDERSON CANCER CENTER-Commodity Purchasing Unadjusted Goal is 12.6%

FUND TYPE	TOTAL EXPENDITURES	TOTAL SPENT WITH NON-HUBS	TOTAL SPENT WITH **ADJ. HUBS 11.3%	TOTAL SPENT WITH *OTHER HUBS 1.1%	**ADJUSTED HUB GOAL 11.5%			*OTHER HUB GOAL 1.1%	
					BLACK	HISPANIC	WOMAN	ASIAN PACIFIC	NATIVE AMERICAN
T	\$948	\$948/100%							
N	\$66,047,644	\$51,444,130/77.8%	\$14,567,748/22.0%	\$35,765/.054%	\$12,053,252/18.2%	\$169,132/.256%	\$2,348,383/3.55%	\$24,020/.036%	\$11,744/.017%
S	***	***	\$352,292/.898%	\$2,315/.005%	\$303/.000%	\$111,279/.283%	\$240,708/.613%	\$2,315/.005%	
-TC	\$77,553	\$77,553/100%							
C	\$66,971,037	\$51,367,523/77.8%	\$14,920,040/22.6%	\$38,080/.067%	\$12,053,555/18.2%	\$280,412/.426%	\$2,586,072/3.92%	\$28,336/.039%	\$11,744/.017%

DB = DEBIT (NEGATIVE AMOUNT) * = OTHER HUBS ** = ADJUSTED HUBS *** = DOLLARS REPORTED BUT NOT SHOWN IN THESE COLUMNS. SEE COVER LETTER PARA. 4
T-TREASURY, N-NON-TREASURY, S-SUBCONTRACTOR FUNDS & PROCUREMENT CARD HUB PURCHASES, TC-TERM CONTRACT, C-CONSOLIDATED. SEE PAGE 4 OF HUB REPORT FOR FUND TYPE DESCRIPTION.

507-BOARD OF NURSE EXAMINERS-Heavy Construction Unadjusted Goal is 11.8%

FUND TYPE	TOTAL EXPENDITURES	TOTAL SPENT WITH NON-HUBS AMOUNT/%	TOTAL SPENT WITH **ADJ. HUBS 8.6% AMOUNT/%	TOTAL SPENT WITH *OTHER HUBS 5.3% AMOUNT/%	ASIAN PACIFIC AMOUNT/%	BLACK AMOUNT/%	HISPANIC AMOUNT/%	NATIVE AMERICAN AMOUNT/%	*OTHER HUB GOAL 5.3% WOMAN AMOUNT/%
T									
N									
S									
-TC									
C									

507-BOARD OF NURSE EXAMINERS-Building Construction Unadjusted Goal is 26.4%

FUND TYPE	TOTAL EXPENDITURES	TOTAL SPENT WITH NON-HUBS	TOTAL SPENT WITH **ADJ. HUBS 25.1%	TOTAL SPENT WITH *OTHER HUBS 1.0%	BLACK	**ADJUSTED HUB GOAL 25.1% HISPANIC	WOMAN	*OTHER HUB GOAL 1.0% ASIAN PACIFIC	NATIVE AMERICAN
T									
N									
S									
-TC									
C									

507-BOARD OF NURSE EXAMINERS-Special Trade Unadjusted Goal is 57.2%

FUND TYPE	TOTAL EXPENDITURES	TOTAL SPENT WITH NON-HUBS	TOTAL SPENT WITH **ADJ. HUBS 47.0%	TOTAL SPENT WITH *OTHER HUBS 10.2%	BLACK	**ADJUSTED HUB GOAL 47.0% HISPANIC	ASIAN PACIFIC	*OTHER HUB GOAL 10.2% NATIVE AMERICAN	WOMAN
T	\$441	\$441/100%							
N									
S									
-TC									
C	\$441	\$441/100%							

507-BOARD OF NURSE EXAMINERS-Professional Services Unadjusted Goal is 20.0%

FUND TYPE	TOTAL EXPENDITURES	TOTAL SPENT WITH NON-HUBS	TOTAL SPENT WITH **ADJ. HUBS 18.1%	TOTAL SPENT WITH *OTHER HUBS 1.9%	BLACK	**ADJUSTED HUB GOAL 18.1% HISPANIC	WOMAN	*OTHER HUB GOAL 1.9% ASIAN PACIFIC	NATIVE AMERICAN
T	\$9,742	\$9,742/100%							
N									
S									
-TC									
C	\$9,742	\$9,742/100%							

507-BOARD OF NURSE EXAMINERS-Other Services Unadjusted Goal is 33.0%

FUND TYPE	TOTAL EXPENDITURES	TOTAL SPENT WITH NON-HUBS	TOTAL SPENT WITH **ADJ. HUBS 33.0%	TOTAL SPENT WITH *OTHER HUBS 1.1%	ASIAN PACIFIC	BLACK	**ADJUSTED HUB GOAL 33.0% HISPANIC	NATIVE AMERICAN	WOMAN
T	\$307,561	\$228,937/74.4%	\$78,624/25.5%			\$25,295/8.22%	\$1,725/.580%		\$51,603/16.7%
N									
S									
-TC	\$6,341	\$6,101/96.2%	\$238/3.77%						\$235/3.77%
C	\$301,220	\$222,836/73.9%	\$78,384/26.0%			\$25,295/8.39%	\$1,725/.572%		\$51,364/17.0%

507-BOARD OF NURSE EXAMINERS-Commodity Purchasing Unadjusted Goal is 12.6%

FUND TYPE	TOTAL EXPENDITURES	TOTAL SPENT WITH NON-HUBS	TOTAL SPENT WITH **ADJ. HUBS 11.6%	TOTAL SPENT WITH *OTHER HUBS 1.1%	BLACK	**ADJUSTED HUB GOAL 11.6% HISPANIC	WOMAN	*OTHER HUB GOAL 1.1% ASIAN PACIFIC	NATIVE AMERICAN
T	\$79,551	\$53,664/67.4%	\$15,024/18.8%	\$10,862/13.6%		\$162/.203%	\$14,862/18.6%		\$10,862/13.6%
N									
S									
-TC									
C	\$79,551	\$53,664/67.4%	\$15,024/18.8%	\$10,862/13.6%		\$162/.203%	\$14,862/18.6%		\$10,862/13.6%

DE = DEBIT (NEGATIVE AMOUNT) * = OTHER HUBS ** = ADJUSTED HUBS *** = DOLLARS REPORTED BUT NOT SHOWN IN THESE COLUMNS. SEE COVER LETTER PARA. 4
T-TREASURY, N=NON-TREASURY, S=SUBCONTRACTOR FUNDS & PROCUREMENT CARD HUB PURCHASES, TC-TERM CONTRACT, C-CONSOLIDATED. SEE PAGE 4 OF HUB REPORT FOR FUND TYPE DESCRIPTION.

503-BOARD OF CHIROPRACTIC EXAMINERS-Heavy Construction Unadjusted Goal is 11.9%

FUND TYPE	TOTAL EXPENDITURES	TOTAL SPENT WITH NON-HUBS AMOUNT/%	TOTAL SPENT WITH **ADJ. HUBS 11.9% AMOUNT/%	TOTAL SPENT WITH *OTHER HUBS 1.3% AMOUNT/%	ASIAN PACIFIC AMOUNT/%	**ADJUSTED HUB GOAL 6.6% BLACK AMOUNT/%	HISPANIC AMOUNT/%	NATIVE AMERICAN AMOUNT/%	*OTHER HUB GOAL 5.3% WOMAN AMOUNT/%
-----------	--------------------	------------------------------------	---	--	------------------------	--	-------------------	--------------------------	--

T
N
S
-TC

C

506-BOARD OF CHIROPRACTIC EXAMINERS-Building Construction Unadjusted Goal is 26.1%

FUND TYPE	TOTAL EXPENDITURES	TOTAL SPENT WITH NON-HUBS	TOTAL SPENT WITH **ADJ. HUBS 26.1%	TOTAL SPENT WITH *OTHER HUBS 1.0%	BLACK	**ADJUSTED HUB GOAL 25.1% HISPANIC	WOMAN	*OTHER HUB GOAL 1.0% ASIAN PACIFIC	NATIVE AMERICAN
-----------	--------------------	---------------------------	------------------------------------	-----------------------------------	-------	---------------------------------------	-------	---------------------------------------	-----------------

T
N
S
-TC

C

508-BOARD OF CHIROPRACTIC EXAMINERS-Special Trade Unadjusted Goal is 57.2%

FUND TYPE	TOTAL EXPENDITURES	TOTAL SPENT WITH NON-HUBS	TOTAL SPENT WITH **ADJ. HUBS 57.0%	TOTAL SPENT WITH *OTHER HUBS 10.2%	BLACK	**ADJUSTED HUB GOAL 47.0% HISPANIC	ASIAN PACIFIC	*OTHER HUB GOAL 10.2% NATIVE AMERICAN	WOMAN
-----------	--------------------	---------------------------	------------------------------------	------------------------------------	-------	---------------------------------------	---------------	--	-------

T
N
S
-TC

C

508-BOARD OF CHIROPRACTIC EXAMINERS-Professional Services Unadjusted Goal is 20.0%

FUND TYPE	TOTAL EXPENDITURES	TOTAL SPENT WITH NON-HUBS	TOTAL SPENT WITH **ADJ. HUBS 18.1%	TOTAL SPENT WITH *OTHER HUBS 1.9%	BLACK	**ADJUSTED HUB GOAL 18.1% HISPANIC	WOMAN	*OTHER HUB GOAL 1.9% ASIAN PACIFIC	NATIVE AMERICAN
-----------	--------------------	---------------------------	------------------------------------	-----------------------------------	-------	---------------------------------------	-------	---------------------------------------	-----------------

T
N
S
-TC

C

508-BOARD OF CHIROPRACTIC EXAMINERS-Other Services Unadjusted Goal is 33.0%

FUND TYPE	TOTAL EXPENDITURES	TOTAL SPENT WITH NON-HUBS	TOTAL SPENT WITH **ADJ. HUBS 33.0%	TOTAL SPENT WITH *OTHER HUBS 1.1%	ASIAN PACIFIC	BLACK	**ADJUSTED HUB GOAL 33.0% HISPANIC	NATIVE AMERICAN	WOMAN
-----------	--------------------	---------------------------	------------------------------------	-----------------------------------	---------------	-------	---------------------------------------	-----------------	-------

T
N
S
-TC

C

508-BOARD OF CHIROPRACTIC EXAMINERS-Commodity Purchasing Unadjusted Goal is 12.6%

FUND TYPE	TOTAL EXPENDITURES	TOTAL SPENT WITH NON-HUBS	TOTAL SPENT WITH **ADJ. HUBS 11.5%	TOTAL SPENT WITH *OTHER HUBS 1.1%	BLACK	**ADJUSTED HUB GOAL 11.5% HISPANIC	WOMAN	*OTHER HUB GOAL 1.1% ASIAN PACIFIC	NATIVE AMERICAN
-----------	--------------------	---------------------------	------------------------------------	-----------------------------------	-------	---------------------------------------	-------	---------------------------------------	-----------------

T
N
S
-TC

C

DB = DEBIT (NEGATIVE AMOUNT) * = OTHER HUBS ** = ADJUSTED HUBS *** = DOLLARS REPORTED BUT NOT SHOWN IN THESE COLUMNS. SEE COVER LETTER PARA. 4
T-TREASURY, N-NON-TREASURY, S-SUBCONTRACTOR FUNDS & PROCUREMENT CARD HUB PURCHASES, TC-TERM CONTRACT, C-CONSOLIDATED. SEE PAGE 4 OF HUB REPORT FOR FUND TYPE DESCRIPTION.

511-BOARD OF VOCATIONAL NURSE EXAMINERS-Heavy Construction Unadjusted Goal is 11.9%

FUND TYPE	TOTAL EXPENDITURES	TOTAL SPENT WITH NON-HUBS AMOUNT/%	TOTAL SPENT WITH **ADJ. HUBS 5.6% AMOUNT/%	TOTAL SPENT WITH *OTHER HUBS 5.3% AMOUNT/%	ASIAN PACIFIC AMOUNT/%	**ADJUSTED HUB GOAL 6.6% BLACK AMOUNT/%	HISPANIC AMOUNT/%	NATIVE AMERICAN AMOUNT/%	*OTHER HUB GOAL 5.3% WOMAN AMOUNT/%
T									
N									
S									
-TC									
C									

511-BOARD OF VOCATIONAL NURSE EXAMINERS-Building Construction Unadjusted Goal is 26.1%

FUND TYPE	TOTAL EXPENDITURES	TOTAL SPENT WITH NON-HUBS	TOTAL SPENT WITH **ADJ. HUBS 25.1% AMOUNT/%	TOTAL SPENT WITH *OTHER HUBS 1.0% AMOUNT/%	BLACK	**ADJUSTED HUB GOAL 25.1% HISPANIC	WOMAN	*OTHER HUB GOAL 1.0% ASIAN PACIFIC	NATIVE AMERICAN
T									
N									
S									
-TC									
C									

511-BOARD OF VOCATIONAL NURSE EXAMINERS-Special Trade Unadjusted Goal is 57.2%

FUND TYPE	TOTAL EXPENDITURES	TOTAL SPENT WITH NON-HUBS	TOTAL SPENT WITH **ADJ. HUBS 57.0% AMOUNT/%	TOTAL SPENT WITH *OTHER HUBS 10.2% AMOUNT/%	BLACK	**ADJUSTED HUB GOAL 47.0% HISPANIC	ASIAN PACIFIC	*OTHER HUB GOAL 10.2% NATIVE AMERICAN	WOMAN
T									
N									
S									
-TC									
C									

511-BOARD OF VOCATIONAL NURSE EXAMINERS-Professional Services Unadjusted Goal is 20.0%

FUND TYPE	TOTAL EXPENDITURES	TOTAL SPENT WITH NON-HUBS	TOTAL SPENT WITH **ADJ. HUBS 18.1% AMOUNT/%	TOTAL SPENT WITH *OTHER HUBS 1.9% AMOUNT/%	BLACK	**ADJUSTED HUB GOAL 18.1% HISPANIC	WOMAN	*OTHER HUB GOAL 1.9% ASIAN PACIFIC	NATIVE AMERICAN
T									
N									
S									
-TC									
C									

511-BOARD OF VOCATIONAL NURSE EXAMINERS-Other Services Unadjusted Goal is 33.0%

FUND TYPE	TOTAL EXPENDITURES	TOTAL SPENT WITH NON-HUBS	TOTAL SPENT WITH **ADJ. HUBS 33.0% AMOUNT/%	TOTAL SPENT WITH *OTHER HUBS 1.1% AMOUNT/%	ASIAN PACIFIC	BLACK	**ADJUSTED HUB GOAL 33.0% HISPANIC	NATIVE AMERICAN	WOMAN
T	\$167,208	\$159,858/95.4%	\$7,548/4.51%				\$7,548/4.51%		
N									
S									
-TC	\$1,785	\$1,785/100%							
C	\$165,423	\$157,873/95.4%	\$7,548/4.56%				\$7,548/4.56%		

511-BOARD OF VOCATIONAL NURSE EXAMINERS-Commodity Purchasing Unadjusted Goal is 12.8%

FUND TYPE	TOTAL EXPENDITURES	TOTAL SPENT WITH NON-HUBS	TOTAL SPENT WITH **ADJ. HUBS 11.5% AMOUNT/%	TOTAL SPENT WITH *OTHER HUBS 1.1% AMOUNT/%	BLACK	**ADJUSTED HUB GOAL 11.5% HISPANIC	WOMAN	*OTHER HUB GOAL 1.1% ASIAN PACIFIC	NATIVE AMERICAN
T	\$35,903	\$29,316/81.6%	\$6,587/18.3%		\$14,035%	\$4,764/13.2%	\$1,808/5.03%		
N									
S									
-TC	\$2,684	\$2,684/100%							
C	\$33,208	\$26,821/80.1%	\$6,587/18.8%		\$14,042%	\$4,764/14.2%	\$1,808/5.44%		

DB = DEBIT (NEGATIVE AMOUNT) * = OTHER HUBS ** = ADJUSTED HUBS *** = DOLLARS REPORTED BUT NOT SHOWN IN THESE COLUMNS. SEE COVER LETTER PARA. 4
T=TREASURY, N=NON-TREASURY, S=SUBCONTRACTOR FUNDS & PROCUREMENT CARD HUB PURCHASES, TC=TERM CONTRACT, C=CONSOLIDATED. SEE PAGE 4 OF HUB REPORT FOR FUND TYPE DESCRIPTION.

512-TX STATE BOARD OF PODIATRIC MED EXAM-Heavy Construction Unadjusted Goal is 11.9%									
FUND TYPE	TOTAL EXPENDITURES	TOTAL SPENT WITH NON-HUBS AMOUNT/%	TOTAL SPENT WITH **ADJ. HUBS 6.6% AMOUNTS/%	TOTAL SPENT WITH *OTHER HUBS 5.3% AMOUNT/%	ASIAN PACIFIC AMOUNT/%	BLACK **ADJUSTED HUB GOAL 6.6% AMOUNT/%	HISPANIC AMOUNT/%	NATIVE AMERICAN AMOUNT/%	*OTHER HUB GOAL 5.3% WOMAN AMOUNT/%

T
N
S
-TC

C

512-TX STATE BOARD OF PODIATRIC MED EXAM-Building Construction Unadjusted Goal is 26.1%									
FUND TYPE	TOTAL EXPENDITURES	TOTAL SPENT WITH NON-HUBS	TOTAL SPENT WITH **ADJ. HUBS 25.1%	TOTAL SPENT WITH *OTHER HUBS 1.0%	BLACK **ADJUSTED HUB GOAL 25.1%	HISPANIC	WOMAN	*OTHER HUB GOAL 1.0% ASIAN PACIFIC	NATIVE AMERICAN

T
N
S
-TC

C

512-TX STATE BOARD OF PODIATRIC MED EXAM-Special Trade Unadjusted Goal is 57.2%									
FUND TYPE	TOTAL EXPENDITURES	TOTAL SPENT WITH NON-HUBS	TOTAL SPENT WITH **ADJ. HUBS 47.0%	TOTAL SPENT WITH *OTHER HUBS 10.2%	BLACK **ADJUSTED HUB GOAL 47.0%	HISPANIC	*OTHER HUB GOAL 10.2% ASIAN PACIFIC	NATIVE AMERICAN	WOMAN

T
N
S
-TC

C

512-TX STATE BOARD OF PODIATRIC MED EXAM-Professional Services Unadjusted Goal is 20.0%									
FUND TYPE	TOTAL EXPENDITURES	TOTAL SPENT WITH NON-HUBS	TOTAL SPENT WITH **ADJ. HUBS 16.1%	TOTAL SPENT WITH *OTHER HUBS 1.9%	BLACK **ADJUSTED HUB GOAL 16.1%	HISPANIC	WOMAN	*OTHER HUB GOAL 1.9% ASIAN PACIFIC	NATIVE AMERICAN

T
N
S
-TC

C

512-TX STATE BOARD OF PODIATRIC MED EXAM-Other Services Unadjusted Goal is 33.0%									
FUND TYPE	TOTAL EXPENDITURES	TOTAL SPENT WITH NON-HUBS	TOTAL SPENT WITH **ADJ. HUBS 33.0%	ASIAN PACIFIC	BLACK **ADJUSTED HUB GOAL 33.0%	HISPANIC	NATIVE AMERICAN	WOMAN	

T
N
S
-TC

C

512-TX STATE BOARD OF PODIATRIC MED EXAM-Commodity Purchasing Unadjusted Goal is 12.6%									
FUND TYPE	TOTAL EXPENDITURES	TOTAL SPENT WITH NON-HUBS	TOTAL SPENT WITH **ADJ. HUBS 11.5%	TOTAL SPENT WITH *OTHER HUBS 1.1%	BLACK **ADJUSTED HUB GOAL 11.5%	HISPANIC	WOMAN	*OTHER HUB GOAL 1.1% ASIAN PACIFIC	NATIVE AMERICAN

T
N
S
-TC

C

DE = DEBIT (NEGATIVE AMOUNT) * : OTHER HUBS ** : ADJUSTED HUBS *** : DOLLARS REPORTED BUT NOT SHOWN IN THESE COLUMNS. SEE COVER LETTER PARA. 4
T=TREASURY, H=NON-TREASURY, S=SUBCONTRACTOR FUNDS & PROCUREMENT CARD HUB PURCHASES, TC=TERM CONTRACT, C=CONSOLIDATED. SEE PAGE 4 OF HUB REPORT FOR FUND TYPE DESCRIPTION.

513-TEXAS FUNERAL SERVICE COMMISSION-Heavy Construction Unadjusted Goal is 11.8%

FUND TYPE	TOTAL EXPENDITURES	TOTAL SPENT WITH NON-HUBS AMOUNT/%	TOTAL SPENT WITH **ADJ. HUBS 5.6% AMOUNT/%	TOTAL SPENT WITH *OTHER HUBS 5.2% AMOUNT/%	ASIAN PACIFIC AMOUNT/%	BLACK AMOUNT/%	HISPANIC AMOUNT/%	NATIVE AMERICAN AMOUNT/%	*OTHER HUB GOAL 5.3% WOMAN AMOUNT/%
-----------	--------------------	------------------------------------	--	--	------------------------	----------------	-------------------	--------------------------	-------------------------------------

T
N
S
-TC

C

513-TEXAS FUNERAL SERVICE COMMISSION-Building Construction Unadjusted Goal is 26.1%

FUND TYPE	TOTAL EXPENDITURES	TOTAL SPENT WITH NON-HUBS	TOTAL SPENT WITH **ADJ. HUBS 25.1%	TOTAL SPENT WITH *OTHER HUBS 1.0%	BLACK	HISPANIC	WOMAN	ASIAN PACIFIC	NATIVE AMERICAN
-----------	--------------------	---------------------------	------------------------------------	-----------------------------------	-------	----------	-------	---------------	-----------------

T
N
S
-TC

C

513-TEXAS FUNERAL SERVICE COMMISSION-Special Trade Unadjusted Goal is 57.2%

FUND TYPE	TOTAL EXPENDITURES	TOTAL SPENT WITH NON-HUBS	TOTAL SPENT WITH **ADJ. HUBS 47.0%	TOTAL SPENT WITH *OTHER HUBS 10.2%	BLACK	HISPANIC	ASIAN PACIFIC	NATIVE AMERICAN	WOMAN
-----------	--------------------	---------------------------	------------------------------------	------------------------------------	-------	----------	---------------	-----------------	-------

T
N
S
-TC

C

513-TEXAS FUNERAL SERVICE COMMISSION-Professional Services Unadjusted Goal is 20.0%

FUND TYPE	TOTAL EXPENDITURES	TOTAL SPENT WITH NON-HUBS	TOTAL SPENT WITH **ADJ. HUBS 18.1%	TOTAL SPENT WITH *OTHER HUBS 1.9%	BLACK	HISPANIC	WOMAN	ASIAN PACIFIC	NATIVE AMERICAN
-----------	--------------------	---------------------------	------------------------------------	-----------------------------------	-------	----------	-------	---------------	-----------------

T
N
S
-TC

C

513-TEXAS FUNERAL SERVICE COMMISSION-Other Services Unadjusted Goal is 33.0%

FUND TYPE	TOTAL EXPENDITURES	TOTAL SPENT WITH NON-HUBS	TOTAL SPENT WITH **ADJ. HUBS 32.0%	TOTAL SPENT WITH *OTHER HUBS 1.0%	ASIAN PACIFIC	BLACK	HISPANIC	NATIVE AMERICAN	WOMAN
-----------	--------------------	---------------------------	------------------------------------	-----------------------------------	---------------	-------	----------	-----------------	-------

T
N
S
-TC

C

513-TEXAS FUNERAL SERVICE COMMISSION-Commodity Purchasing Unadjusted Goal is 12.6%

FUND TYPE	TOTAL EXPENDITURES	TOTAL SPENT WITH NON-HUBS	TOTAL SPENT WITH **ADJ. HUBS 11.5%	TOTAL SPENT WITH *OTHER HUBS 1.1%	BLACK	HISPANIC	WOMAN	ASIAN PACIFIC	NATIVE AMERICAN
-----------	--------------------	---------------------------	------------------------------------	-----------------------------------	-------	----------	-------	---------------	-----------------

T
N
S
-TC

C

DB = DEBIT (NEGATIVE AMOUNT) * = OTHER HUBS ** = ADJUSTED HUBS *** = DOLLARS REPORTED BUT NOT SHOWN IN THESE COLUMNS. SEE COVER LETTER PARA. 4
T=TREASURY, N=NON-TREASURY, S=SUBCONTRACTOR FUNDS & PROCUREMENT CARD HUB PURCHASES, TC=TERM CONTRACT, C=CONSOLIDATED. SEE PAGE 4 OF HUB REPORT FOR FUND TYPE DESCRIPTION.

514-PTOMETRY BOARD-Heavy Construction Unadjusted Goal is 11.8%

FUND TYPE	TOTAL EXPENDITURES	TOTAL SPENT WITH NON-HUBS AMOUNT/%	TOTAL SPENT WITH **ADJ. HUBS 6.4% AMOUNT/%	TOTAL SPENT WITH *OTHER HUBS 5.3% AMOUNT/%	ASIAN PACIFIC AMOUNT/%	**ADJUSTED HUB GOAL 6.6% BLACK AMOUNT/%	HISPANIC AMOUNT/%	NATIVE AMERICAN AMOUNT/%	*OTHER HUB GOAL 5.3% WOMAN AMOUNT/%
T									
N									
S									
-TC									
C									

514-PTOMETRY BOARD-Building Construction Unadjusted Goal is 26.1%

FUND TYPE	TOTAL EXPENDITURES	TOTAL SPENT WITH NON-HUBS	TOTAL SPENT WITH **ADJ. HUBS 25.1%	TOTAL SPENT WITH *OTHER HUBS 1.0%	BLACK	**ADJUSTED HUB GOAL 25.1% HISPANIC	WOMAN	*OTHER HUB GOAL 1.0% ASIAN PACIFIC	NATIVE AMERICAN
T									
N									
S									
-TC									
C									

514-PTOMETRY BOARD-Special Trade Unadjusted Goal is 57.2%

FUND TYPE	TOTAL EXPENDITURES	TOTAL SPENT WITH NON-HUBS	TOTAL SPENT WITH **ADJ. HUBS 47.0%	TOTAL SPENT WITH *OTHER HUBS 10.2%	BLACK	**ADJUSTED HUB GOAL 47.0% HISPANIC	ASIAN PACIFIC	*OTHER HUB GOAL 10.2% NATIVE AMERICAN	WOMAN
T									
N									
S									
-TC									
C									

514-PTOMETRY BOARD-Professional Services Unadjusted Goal is 20.0%

FUND TYPE	TOTAL EXPENDITURES	TOTAL SPENT WITH NON-HUBS	TOTAL SPENT WITH **ADJ. HUBS 18.1%	TOTAL SPENT WITH *OTHER HUBS 1.9%	BLACK	**ADJUSTED HUB GOAL 18.1% HISPANIC	WOMAN	*OTHER HUB GOAL 1.9% ASIAN PACIFIC	NATIVE AMERICAN
T									
N									
S									
-TC									
C									

514-PTOMETRY BOARD-Other Services Unadjusted Goal is 33.0%

FUND TYPE	TOTAL EXPENDITURES	TOTAL SPENT WITH NON-HUBS	TOTAL SPENT WITH **ADJ. HUBS 33.0%	TOTAL SPENT WITH *OTHER HUBS 1.1%	ASIAN PACIFIC	**ADJUSTED HUB GOAL 33.0% BLACK	HISPANIC	NATIVE AMERICAN	WOMAN
T	\$14,585	\$12,861/88.1%	\$1,724/11.8%						\$1,724/11.8%
N									
S									
-TC									
C	\$14,585	\$12,861/88.1%	\$1,724/11.8%						\$1,724/11.8%

514-PTOMETRY BOARD-Commodity Purchasing Unadjusted Goal is 12.6%

FUND TYPE	TOTAL EXPENDITURES	TOTAL SPENT WITH NON-HUBS	TOTAL SPENT WITH **ADJ. HUBS 11.3%	TOTAL SPENT WITH *OTHER HUBS 1.3%	BLACK	**ADJUSTED HUB GOAL 11.3% HISPANIC	WOMAN	*OTHER HUB GOAL 1.1% ASIAN PACIFIC	NATIVE AMERICAN
T	\$7,832	\$6,071/63.5%	\$1,601/20.1%	\$1,259/15.8%	\$1,281/16.1%		\$320/4.04%	\$1,259/16.8%	
N									
S									
-TC									
C	\$7,832	\$6,071/63.5%	\$1,601/20.1%	\$1,259/16.8%	\$1,281/16.1%		\$320/4.04%	\$1,259/16.8%	

DB = DEBIT (NEGATIVE AMOUNT) * = OTHER HUBS ** = ADJUSTED HUBS *** = DOLLARS REPORTED BUT NOT SHOWN IN THESE COLUMNS. SEE COVER LETTER PARA. 4
T=TREASURY, N=NON-TREASURY, S=SUBCONTRACTOR FUNDS & PROCUREMENT CARD HUB PURCHASES, TC=TERM CONTRACT, C=CONSOLIDATED. SEE PAGE 4 OF HUB REPORT FOR FUND TYPE DESCRIPTION.

§15-BOARD OF PHARMACY-Heavy Construction Unadjusted Goal is 11.9%

FUND TYPE	TOTAL EXPENDITURES	TOTAL SPENT WITH NON-HUBS AMOUNT/%	TOTAL SPENT WITH **ADJ. HUBS 6.6% AMOUNT/%	TOTAL SPENT WITH *OTHER HUBS 5.3% AMOUNT/%	**ADJUSTED HUB GOAL 6.6%				*OTHER HUB GOAL 5.3%
					ASIAN PACIFIC AMOUNT/%	BLACK AMOUNT/%	HISPANIC AMOUNT/%	NATIVE AMERICAN AMOUNT/%	WOMAN AMOUNT/%

T
N
S
-TC

§15-BOARD OF PHARMACY-Building Construction Unadjusted Goal is 26.1%

FUND TYPE	TOTAL EXPENDITURES	TOTAL SPENT WITH NON-HUBS	TOTAL SPENT WITH **ADJ. HUBS 26.1%	TOTAL SPENT WITH *OTHER HUBS 1.0%	**ADJUSTED HUB GOAL 26.1%			*OTHER HUB GOAL 1.0%	
					BLACK	HISPANIC	WOMAN	ASIAN PACIFIC	NATIVE AMERICAN

T
N
S
-TC

§15-BOARD OF PHARMACY-Special Trade Unadjusted Goal is 67.2%

FUND TYPE	TOTAL EXPENDITURES	TOTAL SPENT WITH NON-HUBS	TOTAL SPENT WITH **ADJ. HUBS 67.0%	TOTAL SPENT WITH *OTHER HUBS 10.2%	**ADJUSTED HUB GOAL 47.0%		*OTHER HUB GOAL 10.2%		
					BLACK	HISPANIC	ASIAN PACIFIC	NATIVE AMERICAN	WOMAN

T
N
S
-TC

§15-BOARD OF PHARMACY-Professional Services Unadjusted Goal is 20.0%

FUND TYPE	TOTAL EXPENDITURES	TOTAL SPENT WITH NON-HUBS	TOTAL SPENT WITH **ADJ. HUBS 18.1%	TOTAL SPENT WITH *OTHER HUBS 1.9%	**ADJUSTED HUB GOAL 18.1%			*OTHER HUB GOAL 1.9%	
					BLACK	HISPANIC	WOMAN	ASIAN PACIFIC	NATIVE AMERICAN

T
N
S
-TC

§15-BOARD OF PHARMACY-Other Services Unadjusted Goal is 33.0%

FUND TYPE	TOTAL EXPENDITURES	TOTAL SPENT WITH NON-HUBS	TOTAL SPENT WITH **ADJ. HUBS 33.0%	**ADJUSTED HUB GOAL 33.0%				
				ASIAN PACIFIC	BLACK	HISPANIC	NATIVE AMERICAN	WOMAN

T
N
S
-TC

§15-BOARD OF PHARMACY-Commodity Purchasing Unadjusted Goal is 12.6%

FUND TYPE	TOTAL EXPENDITURES	TOTAL SPENT WITH NON-HUBS	TOTAL SPENT WITH **ADJ. HUBS 11.5%	TOTAL SPENT WITH *OTHER HUBS 1.1%	**ADJUSTED HUB GOAL 11.6%			*OTHER HUB GOAL 1.1%	
					BLACK	HISPANIC	WOMAN	ASIAN PACIFIC	NATIVE AMERICAN

T
N
S
-TC

FUND TYPE	TOTAL EXPENDITURES	TOTAL SPENT WITH NON-HUBS	TOTAL SPENT WITH **ADJ. HUBS	TOTAL SPENT WITH *OTHER HUBS	ASIAN PACIFIC	BLACK	HISPANIC	NATIVE AMERICAN	WOMAN
T	\$191,341	\$185,288/96.8%	\$8,053/3.16%		\$1,802/.837%	\$825/.431%			\$3,626/1.89%
-TC	\$4,051	\$3,874/96.6%	\$176/4.35%						\$176/4.35%
C	\$187,290	\$181,413/96.8%	\$5,876/3.13%		\$1,602/.855%	\$825/.440%			\$3,448/1.84%

DB = DEBIT (NEGATIVE AMOUNT) * = OTHER HUBS ** = ADJUSTED HUBS *** = DOLLARS REPORTED BUT NOT SHOWN IN THESE COLUMNS. SEE COVER LETTER PARA. 4
T=TREASURY, N=NON-TREASURY, S=SUBCONTRACTOR FUNDS & PROCUREMENT CARD HUB PURCHASES, TC=TERM CONTRACT, C=CONSOLIDATED. SEE PAGE 4 OF HUB REPORT FOR FUND TYPE DESCRIPTION.

517-TEXAS COMM ON ALCOHOL & DRUG ABUSE-Heavy Construction Unadjusted Goal is 11.8%

FUND TYPE	TOTAL EXPENDITURES	TOTAL SPENT WITH NON-HUBS AMOUNT/%	TOTAL SPENT WITH **ADJ. HUBS 6.6% AMOUNT/%	TOTAL SPENT WITH *OTHER HUBS 5.3% AMOUNT/%	**ADJUSTED HUB GOAL 6.6%				*OTHER HUB GOAL 5.3% WOMAN AMOUNT/%
					ASIAN PACIFIC AMOUNT/%	BLACK AMOUNT/%	HISPANIC AMOUNT/%	NATIVE AMERICAN AMOUNT/%	

T
N
S
-TC

C

517-TEXAS COMM ON ALCOHOL & DRUG ABUSE-Building Construction Unadjusted Goal is 26.1%

FUND TYPE	TOTAL EXPENDITURES	TOTAL SPENT WITH NON-HUBS	TOTAL SPENT WITH **ADJ. HUBS 25.1%	TOTAL SPENT WITH *OTHER HUBS 1.0%	**ADJUSTED HUB GOAL 25.1%			*OTHER HUB GOAL 1.0%	
					BLACK	HISPANIC	WOMAN	ASIAN PACIFIC	NATIVE AMERICAN

T
N
S
-TC

C

517-TEXAS COMM ON ALCOHOL & DRUG ABUSE-Special Trade Unadjusted Goal is 57.2%

FUND TYPE	TOTAL EXPENDITURES	TOTAL SPENT WITH NON-HUBS	TOTAL SPENT WITH **ADJ. HUBS 47.0%	TOTAL SPENT WITH *OTHER HUBS 10.2%	**ADJUSTED HUB GOAL 47.0%		*OTHER HUB GOAL 10.2%		
					BLACK	HISPANIC	ASIAN PACIFIC	NATIVE AMERICAN	WOMAN

T
N
S
-TC

C

517-TEXAS COMM ON ALCOHOL & DRUG ABUSE-Professional Services Unadjusted Goal is 20.0%

FUND TYPE	TOTAL EXPENDITURES	TOTAL SPENT WITH NON-HUBS	TOTAL SPENT WITH **ADJ. HUBS 18.1%	TOTAL SPENT WITH *OTHER HUBS 1.9%	**ADJUSTED HUB GOAL 18.1%			*OTHER HUB GOAL 1.9%	
					BLACK	HISPANIC	WOMAN	ASIAN PACIFIC	NATIVE AMERICAN

T
N
S
-TC

C

517-TEXAS COMM ON ALCOHOL & DRUG ABUSE-Other Services Unadjusted Goal is 33.0%

FUND TYPE	TOTAL EXPENDITURES	TOTAL SPENT WITH NON-HUBS	TOTAL SPENT WITH **ADJ. HUBS 23.0%	**ADJUSTED HUB GOAL 33.0%				
				ASIAN PACIFIC	BLACK	HISPANIC	NATIVE AMERICAN	WOMAN

T
N
S
-TC

C

517-TEXAS COMM ON ALCOHOL & DRUG ABUSE-Commodity Purchasing Unadjusted Goal is 12.6%

FUND TYPE	TOTAL EXPENDITURES	TOTAL SPENT WITH NON-HUBS	TOTAL SPENT WITH **ADJ. HUBS 11.5%	TOTAL SPENT WITH *OTHER HUBS 1.1%	**ADJUSTED HUB GOAL 11.5%			*OTHER HUB GOAL 1.1%	
					BLACK	HISPANIC	WOMAN	ASIAN PACIFIC	NATIVE AMERICAN

T
N
S
-TC

C

DB = DEBIT (NEGATIVE AMOUNT) * = OTHER HUBS ** = ADJUSTED HUBS *** = DOLLARS REPORTED BUT NOT SHOWN IN THESE COLUMNS. SEE COVER LETTER PARA. 4
T=TREASURY, N=NON-TREASURY, S=SUBCONTRACTOR FUNDS & PROCUREMENT CARD HUB PURCHASES, TC=TERM CONTRACT, C=CONSOLIDATED. SEE PAGE 4 OF HUB REPORT FOR FUND TYPE DESCRIPTION.

520-BOARD OF EXAMINERS OF PSYCHOLOGISTS-Heavy Construction Unadjusted Goal is 11.8%

FUND TYPE	TOTAL EXPENDITURES	TOTAL SPENT WITH NON-HUBS AMOUNT/%	TOTAL SPENT WITH **ADJ HUBS 8.8% AMOUNT/%	TOTAL SPENT WITH *OTHER HUBS 5.3% AMOUNT/%	**ADJUSTED HUB GOAL 8.8%				*OTHER HUB GOAL 5.3% WOMAN AMOUNT/%
					ASIAN PACIFIC AMOUNT/%	BLACK AMOUNT/%	HISPANIC AMOUNT/%	NATIVE AMERICAN AMOUNT/%	

T
N
S
-TC

C

520-BOARD OF EXAMINERS OF PSYCHOLOGISTS-Building Construction Unadjusted Goal is 28.1%

FUND TYPE	TOTAL EXPENDITURES	TOTAL SPENT WITH NON-HUBS	TOTAL SPENT WITH **ADJ HUBS 25.1%	TOTAL SPENT WITH *OTHER HUBS 1.0%	**ADJUSTED HUB GOAL 25.1%			*OTHER HUB GOAL 1.0%	
					BLACK	HISPANIC	WOMAN	ASIAN PACIFIC	NATIVE AMERICAN

T
N
S
-TC

C

520-BOARD OF EXAMINERS OF PSYCHOLOGISTS-Special Trade Unadjusted Goal is 57.2%

FUND TYPE	TOTAL EXPENDITURES	TOTAL SPENT WITH NON-HUBS	TOTAL SPENT WITH **ADJ HUBS 47.0%	TOTAL SPENT WITH *OTHER HUBS 10.2%	**ADJUSTED HUB GOAL 47.0%		*OTHER HUB GOAL 10.2%		
					BLACK	HISPANIC	ASIAN PACIFIC	NATIVE AMERICAN	WOMAN

T
N
S
-TC

C

520-BOARD OF EXAMINERS OF PSYCHOLOGISTS-Professional Services Unadjusted Goal is 20.0%

FUND TYPE	TOTAL EXPENDITURES	TOTAL SPENT WITH NON-HUBS	TOTAL SPENT WITH **ADJ HUBS 18.1%	TOTAL SPENT WITH *OTHER HUBS 1.9%	**ADJUSTED HUB GOAL 18.1%			*OTHER HUB GOAL 1.9%	
					BLACK	HISPANIC	WOMAN	ASIAN PACIFIC	NATIVE AMERICAN

T
N
S
-TC

C

520-BOARD OF EXAMINERS OF PSYCHOLOGISTS-Other Services Unadjusted Goal is 33.0%

FUND TYPE	TOTAL EXPENDITURES	TOTAL SPENT WITH NON-HUBS	TOTAL SPENT WITH **ADJ HUBS 23.0%	**ADJUSTED HUB GOAL 33.0%				
				ASIAN PACIFIC	BLACK	HISPANIC	NATIVE AMERICAN	WOMAN

T
N
S
-TC

C

520-BOARD OF EXAMINERS OF PSYCHOLOGISTS-Commodity Purchasing Unadjusted Goal is 12.5%

FUND TYPE	TOTAL EXPENDITURES	TOTAL SPENT WITH NON-HUBS	TOTAL SPENT WITH **ADJ HUBS 11.5%	TOTAL SPENT WITH *OTHER HUBS 1.1%	**ADJUSTED HUB GOAL 11.5%			*OTHER HUB GOAL 1.1%	
					BLACK	HISPANIC	WOMAN	ASIAN PACIFIC	NATIVE AMERICAN

T
N
S
-TC

C

DB = DEBIT (NEGATIVE AMOUNT) * = OTHER HUBS ** = ADJUSTED HUBS *** = DOLLARS REPORTED BUT NOT SHOWN IN THESE COLUMNS. SEE COVER LETTER PARA. 4
T=TREASURY, N=NON-TREASURY, S=SUBCONTRACTOR FUNDS & PROCUREMENT CARD HUB PURCHASES, TC=TERM CONTRACT, C=CONSOLIDATED. SEE PAGE 4 OF HUB REPORT FOR FUND TYPE DESCRIPTION.

FUND TYPE	TOTAL EXPENDITURES	TOTAL SPENT WITH NON-HUBS AMOUNT/%	527-TEXAS CANCER COUNCIL-Heavy Construction Unadjusted Goal is 11.9%		**ADJUSTED HUB GOAL 6.6%				*OTHER HUB GOAL 6.3% WOMAN AMOUNT/%
			TOTAL SPENT WITH **ADJ. HUBS 6.6% AMOUNT/%	TOTAL SPENT WITH *OTHER HUBS 6.3% AMOUNT/%	ASIAN PACIFIC AMOUNT/%	BLACK AMOUNT/%	HISPANIC AMOUNT/%	NATIVE AMERICAN AMOUNT/%	

T
N
S
-TC
C

FUND TYPE	TOTAL EXPENDITURES	TOTAL SPENT WITH NON-HUBS	527-TEXAS CANCER COUNCIL-Building Construction Unadjusted Goal is 26.1%		**ADJUSTED HUB GOAL 25.1%			*OTHER HUB GOAL 1.0%	
			TOTAL SPENT WITH **ADJ. HUBS 25.1%	TOTAL SPENT WITH *OTHER HUBS 1.0%	BLACK	HISPANIC	WOMAN	ASIAN PACIFIC	NATIVE AMERICAN

T
N
S
-TC
C

FUND TYPE	TOTAL EXPENDITURES	TOTAL SPENT WITH NON-HUBS	527-TEXAS CANCER COUNCIL-Special Trade Unadjusted Goal is 57.2%		**ADJUSTED HUB GOAL 47.0%		*OTHER HUB GOAL 10.2%		
			TOTAL SPENT WITH **ADJ. HUBS 47.0%	TOTAL SPENT WITH *OTHER HUBS 10.2%	BLACK	HISPANIC	ASIAN PACIFIC	NATIVE AMERICAN	WOMAN

T
N
S
-TC
C

FUND TYPE	TOTAL EXPENDITURES	TOTAL SPENT WITH NON-HUBS	527-TEXAS CANCER COUNCIL-Professional Services Unadjusted Goal is 20.0%		**ADJUSTED HUB GOAL 18.1%			*OTHER HUB GOAL 1.8%	
			TOTAL SPENT WITH **ADJ. HUBS 18.1%	TOTAL SPENT WITH *OTHER HUBS 1.8%	BLACK	HISPANIC	WOMAN	ASIAN PACIFIC	NATIVE AMERICAN

T
N
S
-TC
C

FUND TYPE	TOTAL EXPENDITURES	TOTAL SPENT WITH NON-HUBS	527-TEXAS CANCER COUNCIL-Other Services Unadjusted Goal is 33.0%		**ADJUSTED HUB GOAL 33.0%				
			TOTAL SPENT WITH **ADJ. HUBS 33.0%	TOTAL SPENT WITH *OTHER HUBS 33.0%	ASIAN PACIFIC	BLACK	HISPANIC	NATIVE AMERICAN	WOMAN
T	\$4,141	\$3,008/72.5%	\$1,135/27.4%			\$367/4.57%			\$767/18.5%
-TC	\$83	\$83/100%							
C	\$4,057	\$2,922/72.0%	\$1,135/27.9%			\$367/8.06%			\$767/18.8%

T
N
S
-TC
C

FUND TYPE	TOTAL EXPENDITURES	TOTAL SPENT WITH NON-HUBS	527-TEXAS CANCER COUNCIL-Commodity Purchasing Unadjusted Goal is 12.6%		**ADJUSTED HUB GOAL 11.6%			*OTHER HUB GOAL 1.1%	
			TOTAL SPENT WITH **ADJ. HUBS 11.6%	TOTAL SPENT WITH *OTHER HUBS 1.1%	BLACK	HISPANIC	WOMAN	ASIAN PACIFIC	NATIVE AMERICAN
T	\$3,077	\$2,437/79.2%	\$639/20.7%		\$89/2.90%		\$549/17.4%		
-TC	\$1,404	\$1,404/100%							
C	\$1,673	\$1,033/61.7%	\$639/38.2%		\$89/5.34%		\$549/32.4%		

T
N
S
-TC
C

DR = DEBIT (NEGATIVE AMOUNT) * = OTHER HUBS ** = ADJUSTED HUBS *** = DOLLARS REPORTED BUT NOT SHOWN IN THESE COLUMNS. SEE COVER LETTER PARA. 4
T=TREASURY, N=NON-TREASURY, S=SUBCONTRACTOR FUNDS & PROCUREMENT CARD HUB PURCHASES, TC=TERM CONTRACT, C=CONSOLIDATED. SEE PAGE 4 OF HUB REPORT FOR FUND TYPE DESCRIPTION.

529-HEALTH & HUMAN SERVICES COMMISSION-Heavy Construction Unadjusted Goal is 11.9%

FUND TYPE	TOTAL EXPENDITURES	TOTAL SPENT WITH NON-HUBS AMOUNT/%	TOTAL SPENT WITH **ADJ. HUBS 6.6%	TOTAL SPENT WITH *OTHER HUBS 5.3%	ASIAN PACIFIC AMOUNT/%	BLACK AMOUNT/%	HISPANIC AMOUNT/%	NATIVE AMERICAN AMOUNT/%	*OTHER HUB GOAL 5.3% WOMAN AMOUNT/%
-----------	--------------------	------------------------------------	-----------------------------------	-----------------------------------	------------------------	----------------	-------------------	--------------------------	-------------------------------------

T
N
S
-TC

C

529-HEALTH & HUMAN SERVICES COMMISSION-Building Construction Unadjusted Goal is 26.1%

FUND TYPE	TOTAL EXPENDITURES	TOTAL SPENT WITH NON-HUBS	TOTAL SPENT WITH **ADJ. HUBS 25.1%	TOTAL SPENT WITH *OTHER HUBS 1.0%	BLACK	HISPANIC	WOMAN	ASIAN PACIFIC	NATIVE AMERICAN
-----------	--------------------	---------------------------	------------------------------------	-----------------------------------	-------	----------	-------	---------------	-----------------

T
N
S
-TC

C

529-HEALTH & HUMAN SERVICES COMMISSION-Special Trade Unadjusted Goal is 57.2%

FUND TYPE	TOTAL EXPENDITURES	TOTAL SPENT WITH NON-HUBS	TOTAL SPENT WITH **ADJ. HUBS 47.0%	TOTAL SPENT WITH *OTHER HUBS 10.2%	BLACK	HISPANIC	ASIAN PACIFIC	NATIVE AMERICAN	WOMAN
-----------	--------------------	---------------------------	------------------------------------	------------------------------------	-------	----------	---------------	-----------------	-------

T
N
S
-TC

C

529-HEALTH & HUMAN SERVICES COMMISSION-Professional Services Unadjusted Goal is 20.0%

FUND TYPE	TOTAL EXPENDITURES	TOTAL SPENT WITH NON-HUBS	TOTAL SPENT WITH **ADJ. HUBS 16.1%	TOTAL SPENT WITH *OTHER HUBS 1.8%	BLACK	HISPANIC	WOMAN	ASIAN PACIFIC	NATIVE AMERICAN
-----------	--------------------	---------------------------	------------------------------------	-----------------------------------	-------	----------	-------	---------------	-----------------

T
N
S
-TC

C

529-HEALTH & HUMAN SERVICES COMMISSION-Other Services Unadjusted Goal is 33.0%

FUND TYPE	TOTAL EXPENDITURES	TOTAL SPENT WITH NON-HUBS	TOTAL SPENT WITH **ADJ. HUBS 33.0%	TOTAL SPENT WITH *OTHER HUBS 1.1%	ASIAN PACIFIC	BLACK	HISPANIC	NATIVE AMERICAN	WOMAN
-----------	--------------------	---------------------------	------------------------------------	-----------------------------------	---------------	-------	----------	-----------------	-------

T
N
S
-TC

C

529-HEALTH & HUMAN SERVICES COMMISSION-Commodity Purchasing Unadjusted Goal is 12.6%

FUND TYPE	TOTAL EXPENDITURES	TOTAL SPENT WITH NON-HUBS	TOTAL SPENT WITH **ADJ. HUBS 11.5%	TOTAL SPENT WITH *OTHER HUBS 1.1%	BLACK	HISPANIC	WOMAN	ASIAN PACIFIC	NATIVE AMERICAN
-----------	--------------------	---------------------------	------------------------------------	-----------------------------------	-------	----------	-------	---------------	-----------------

T
N
S
-TC

C

DB = DEBIT (NEGATIVE AMOUNT) * = OTHER HUBS ** = ADJUSTED HUBS *** = DOLLARS REPORTED BUT NOT SHOWN IN THESE COLUMNS. SEE COVER LETTER PARA. 4
T=TREASURY, N=NON-TREASURY, S=SURCONTRACTOR FUNDS & PROCUREMENT CARD HUB PURCHASES, TC=TERM CONTRACT, C=CONSOLIDATED. SEE PAGE 4 OF HUB REPORT FOR FUND TYPE DESCRIPTION.

530-DEPT OF PROTECTIVE & REGULATORY SVCS-Heavy Construction Unadjusted Goal is 11.8%

FUND TYPE	TOTAL EXPENDITURES	TOTAL SPENT WITH NON-HUBS AMOUNT/%	TOTAL SPENT WITH **ADJ HUBS 6.0% AMOUNT/%	TOTAL SPENT WITH *OTHER HUBS 5.3% AMOUNT/%	ASIAN PACIFIC AMOUNT/%	**ADJUSTED HUB GOAL 6.6%	BLACK AMOUNT/%	HISPANIC AMOUNT/%	NATIVE AMERICAN AMOUNT/%	*OTHER HUB GOAL 5.3% WOMAN AMOUNT/%
T	\$166	\$166/100%								
N										
S										
-TC										
C	\$166	\$166/100%								

530-DEPT OF PROTECTIVE & REGULATORY SVCS-Building Construction Unadjusted Goal is 26.1%

FUND TYPE	TOTAL EXPENDITURES	TOTAL SPENT WITH NON-HUBS	TOTAL SPENT WITH **ADJ HUBS 25.1%	TOTAL SPENT WITH *OTHER HUBS 1.0%	BLACK	**ADJUSTED HUB GOAL 25.1%	HISPANIC	WOMAN	*OTHER HUB GOAL 1.0%	ASIAN PACIFIC	NATIVE AMERICAN
T											
N											
S											
-TC											
C											

530-DEPT OF PROTECTIVE & REGULATORY SVCS-Special Trade Unadjusted Goal is 57.2%

FUND TYPE	TOTAL EXPENDITURES	TOTAL SPENT WITH NON-HUBS	TOTAL SPENT WITH **ADJ HUBS 47.0%	TOTAL SPENT WITH *OTHER HUBS 15.2%	BLACK	**ADJUSTED HUB GOAL 47.0%	HISPANIC	WOMAN	*OTHER HUB GOAL 15.2%	ASIAN PACIFIC	NATIVE AMERICAN
T	\$140,202	\$137,756/98.2%	\$1,405/1.00%	\$1,040/.742%			\$1,405/1.00%				\$1,040/.742%
N											
S											
-TC											
C	\$140,202	\$137,756/98.2%	\$1,405/1.00%	\$1,040/.742%			\$1,405/1.00%				\$1,040/.742%

530-DEPT OF PROTECTIVE & REGULATORY SVCS-Professional Services Unadjusted Goal is 20.0%

FUND TYPE	TOTAL EXPENDITURES	TOTAL SPENT WITH NON-HUBS	TOTAL SPENT WITH **ADJ HUBS 16.1%	TOTAL SPENT WITH *OTHER HUBS 1.8%	BLACK	**ADJUSTED HUB GOAL 16.1%	HISPANIC	WOMAN	*OTHER HUB GOAL 1.8%	ASIAN PACIFIC	NATIVE AMERICAN
T	\$49,421	\$49,421/100%									
N											
S											
-TC											
C	\$49,421	\$49,421/100%									

530-DEPT OF PROTECTIVE & REGULATORY SVCS-Other Services Unadjusted Goal is 33.0%

FUND TYPE	TOTAL EXPENDITURES	TOTAL SPENT WITH NON-HUBS	TOTAL SPENT WITH **ADJ HUBS 33.0%	TOTAL SPENT WITH *OTHER HUBS 1.1%	ASIAN PACIFIC	**ADJUSTED HUB GOAL 33.0%	BLACK	HISPANIC	NATIVE AMERICAN	WOMAN
T	\$21,021,678	\$20,657,971/98.2%	\$353,708/1.73%		\$77,587/.368%		\$131,560/.626%	\$36,244/.172%	\$14,314/.068%	\$104,000/.494%
N										
S										
-TC	\$174,303	\$163,208/93.6%	\$11,094/6.36%					\$835/.478%		\$10,258/5.88%
C	\$20,847,375	\$20,494,782/98.3%	\$352,613/1.69%		\$77,587/.372%		\$131,560/.631%	\$35,409/.168%	\$14,314/.068%	\$93,740/.449%

530-DEPT OF PROTECTIVE & REGULATORY SVCS-Commodity Purchasing Unadjusted Goal is 12.8%

FUND TYPE	TOTAL EXPENDITURES	TOTAL SPENT WITH NON-HUBS	TOTAL SPENT WITH **ADJ HUBS 11.8%	TOTAL SPENT WITH *OTHER HUBS 1.1%	BLACK	**ADJUSTED HUB GOAL 11.5%	HISPANIC	WOMAN	*OTHER HUB GOAL 1.1%	ASIAN PACIFIC	NATIVE AMERICAN
T	\$8,918,813	\$8,420,740/94.5%	\$367,288/4.11%	\$120,804/1.35%	\$41,456/.466%		\$77,398/.882%	\$248,413/2.78%		\$120,554/1.35%	\$250/.002%
N											
S											
-TC	\$994,618	\$987,289/99.2%	\$6,801/.682%	\$627/.063%				\$6,131/.616%		\$627/.063%	
C	\$7,920,195	\$7,438,451/93.8%	\$360,488/4.55%	\$120,277/1.51%	\$40,788/.515%		\$77,398/.977%	\$242,282/3.05%		\$120,026/1.51%	\$250/.003%

DB = DEBIT (NEGATIVE AMOUNT) * = OTHER HUBS ** = ADJUSTED HUBS *** = DOLLARS REPORTED BUT NOT SHOWN IN THESE COLUMNS. SEE COVER LETTER PARA. 4
T-TREASURY, N=NON-TREASURY, S=SUBCONTRACTOR FUNDS & PROCUREMENT CARD HUB PURCHASES, TC=TERM CONTRACT, C=CONSOLIDATED. SEE PAGE 4 OF HUB REPORT FOR FUND TYPE DESCRIPTION.

FUND TYPE	TOTAL EXPENDITURES	TOTAL SPENT WITH NON-HUBS AMOUNT/%	532-COUNCIL ON EARLY CHILDHOOD INTERVENT-Heavy Construction Unadjusted Goal is 11.8%		**ADJUSTED HUB GOAL 8.6%				*OTHER HUB GOAL 5.3% WOMAN AMOUNT/%
			TOTAL SPENT WITH ADJ. HUBS 8.6% AMOUNT/%	TOTAL SPENT WITH *OTHER HUBS 5.3% AMOUNT/%	ASIAN PACIFIC AMOUNT/%	BLACK AMOUNT/%	HISPANIC AMOUNT/%	NATIVE AMERICAN AMOUNT/%	

T
N
S
-TC

C

FUND TYPE	TOTAL EXPENDITURES	TOTAL SPENT WITH NON-HUBS	532-COUNCIL ON EARLY CHILDHOOD INTERVENT-Building Construction Unadjusted Goal is 26.1%		**ADJUSTED HUB GOAL 25.1%			*OTHER HUB GOAL 1.0%	
			TOTAL SPENT WITH **ADJ. HUBS 25.1%	TOTAL SPENT WITH *OTHER HUBS 1.0%	BLACK	HISPANIC	WOMAN	ASIAN PACIFIC	NATIVE AMERICAN

T
N
S
-TC

C

FUND TYPE	TOTAL EXPENDITURES	TOTAL SPENT WITH NON-HUBS	532-COUNCIL ON EARLY CHILDHOOD INTERVENT-Special Trade Unadjusted Goal is 57.2%		**ADJUSTED HUB GOAL 47.0%		*OTHER HUB GOAL 10.2%		
			TOTAL SPENT WITH **ADJ. HUBS 47.0%	TOTAL SPENT WITH *OTHER HUBS 10.2%	BLACK	HISPANIC	ASIAN PACIFIC	NATIVE AMERICAN	WOMAN

T
N
S
-TC

C

FUND TYPE	TOTAL EXPENDITURES	TOTAL SPENT WITH NON-HUBS	532-COUNCIL ON EARLY CHILDHOOD INTERVENT-Professional Services Unadjusted Goal is 20.0%		**ADJUSTED HUB GOAL 18.1%			*OTHER HUB GOAL 1.9%	
			TOTAL SPENT WITH **ADJ. HUBS 18.1%	TOTAL SPENT WITH *OTHER HUBS 1.9%	BLACK	HISPANIC	WOMAN	ASIAN PACIFIC	NATIVE AMERICAN

T
N
S
-TC

C

FUND TYPE	TOTAL EXPENDITURES	TOTAL SPENT WITH NON-HUBS	532-COUNCIL ON EARLY CHILDHOOD INTERVENT-Other Services Unadjusted Goal is 33.0%		**ADJUSTED HUB GOAL 33.0%				
			TOTAL SPENT WITH **ADJ. HUBS 33.0%	TOTAL SPENT WITH *OTHER HUBS 1.1%	ASIAN PACIFIC	BLACK	HISPANIC	NATIVE AMERICAN	WOMAN

T
N
S
-TC

C

FUND TYPE	TOTAL EXPENDITURES	TOTAL SPENT WITH NON-HUBS	532-COUNCIL ON EARLY CHILDHOOD INTERVENT-Commodity Purchasing Unadjusted Goal is 12.6%		**ADJUSTED HUB GOAL 11.6%			*OTHER HUB GOAL 1.1%	
			TOTAL SPENT WITH **ADJ. HUBS 11.6%	TOTAL SPENT WITH *OTHER HUBS 1.1%	BLACK	HISPANIC	WOMAN	ASIAN PACIFIC	NATIVE AMERICAN

T
N
S
-TC

C

DB = DEBIT (NEGATIVE AMOUNT) * = OTHER HUBS ** = ADJUSTED HUBS *** = DOLLARS REPORTED BUT NOT SHOWN IN THESE COLUMNS. SEE COVER LETTER PARA. 4
T=TREASURY, N=NON-TREASURY, S=SUBCONTRACTOR FUNDS & PROCUREMENT CARD HUB PURCHASES, TC=TERM CONTRACT, C=CONSOLIDATED. SEE PAGE 4 OF HUB REPORT FOR FUND TYPE DESCRIPTION.

533-EXEC CNCL OF PHYSICAL & OCC THERAPY-Heavy Construction Unadjusted Goal is 11.9%

FUND TYPE	TOTAL EXPENDITURES	TOTAL SPENT WITH NON-HUBS AMOUNT/%	TOTAL SPENT WITH **ADJ. HUBS 6.6%	TOTAL SPENT WITH *OTHER HUBS 5.3%	ASIAN PACIFIC AMOUNT/%	**ADJUSTED HUB GOAL 6.6%	BLACK AMOUNT/%	HISPANIC AMOUNT/%	NATIVE AMERICAN AMOUNT/%	*OTHER HUB GOAL 5.3% WOMAN AMOUNT/%
-----------	--------------------	------------------------------------	-----------------------------------	-----------------------------------	------------------------	--------------------------	----------------	-------------------	--------------------------	-------------------------------------

T
N
S
-TC

C

533-EXEC CNCL OF PHYSICAL & OCC THERAPY-Building Construction Unadjusted Goal is 28.1%

FUND TYPE	TOTAL EXPENDITURES	TOTAL SPENT WITH NON-HUBS	TOTAL SPENT WITH **ADJ. HUBS 28.1%	TOTAL SPENT WITH *OTHER HUBS 1.0%	BLACK	**ADJUSTED HUB GOAL 25.1%	HISPANIC	WOMAN	*OTHER HUB GOAL 1.0%	ASIAN PACIFIC	NATIVE AMERICAN
-----------	--------------------	---------------------------	------------------------------------	-----------------------------------	-------	---------------------------	----------	-------	----------------------	---------------	-----------------

T
N
S
-TC

C

533-EXEC CNCL OF PHYSICAL & OCC THERAPY-Special Trade Unadjusted Goal is 57.2%

FUND TYPE	TOTAL EXPENDITURES	TOTAL SPENT WITH NON-HUBS	TOTAL SPENT WITH **ADJ. HUBS 47.0%	TOTAL SPENT WITH *OTHER HUBS 10.2%	BLACK	**ADJUSTED HUB GOAL 47.0%	HISPANIC	ASIAN PACIFIC	NATIVE AMERICAN	WOMAN	*OTHER HUB GOAL 10.2%
-----------	--------------------	---------------------------	------------------------------------	------------------------------------	-------	---------------------------	----------	---------------	-----------------	-------	-----------------------

T
N
S
-TC

C

533-EXEC CNCL OF PHYSICAL & OCC THERAPY-Professional Services Unadjusted Goal is 20.0%

FUND TYPE	TOTAL EXPENDITURES	TOTAL SPENT WITH NON-HUBS	TOTAL SPENT WITH **ADJ. HUBS 18.1%	TOTAL SPENT WITH *OTHER HUBS 1.9%	BLACK	**ADJUSTED HUB GOAL 18.1%	HISPANIC	WOMAN	*OTHER HUB GOAL 1.9%	ASIAN PACIFIC	NATIVE AMERICAN
-----------	--------------------	---------------------------	------------------------------------	-----------------------------------	-------	---------------------------	----------	-------	----------------------	---------------	-----------------

T
N
S
-TC

C

533-EXEC CNCL OF PHYSICAL & OCC THERAPY-Other Services Unadjusted Goal is 33.0%

FUND TYPE	TOTAL EXPENDITURES	TOTAL SPENT WITH NON-HUBS	TOTAL SPENT WITH **ADJ. HUBS 33.0%	ASIAN PACIFIC	BLACK	**ADJUSTED HUB GOAL 33.0%	HISPANIC	NATIVE AMERICAN	WOMAN
-----------	--------------------	---------------------------	------------------------------------	---------------	-------	---------------------------	----------	-----------------	-------

T
N
S
-TC

C

	\$35,837	\$18,440/51.4%	\$17,397/48.5%				\$5,000/13.9%		\$12,397/34.5%
--	----------	----------------	----------------	--	--	--	---------------	--	----------------

533-EXEC CNCL OF PHYSICAL & OCC THERAPY-Commodity Purchasing Unadjusted Goal is 12.8%

FUND TYPE	TOTAL EXPENDITURES	TOTAL SPENT WITH NON-HUBS	TOTAL SPENT WITH **ADJ. HUBS 11.5%	TOTAL SPENT WITH *OTHER HUBS 1.3%	BLACK	**ADJUSTED HUB GOAL 11.5%	HISPANIC	WOMAN	*OTHER HUB GOAL 1.1%	ASIAN PACIFIC	NATIVE AMERICAN
-----------	--------------------	---------------------------	------------------------------------	-----------------------------------	-------	---------------------------	----------	-------	----------------------	---------------	-----------------

T
N
S
-TC

C

	\$17,807	\$13,824/77.7%	\$3,982/22.2%	\$160/.896%	\$88/.497%		\$3,733/20.8%		
--	----------	----------------	---------------	-------------	------------	--	---------------	--	--

DB = DEBIT (NEGATIVE AMOUNT) * = OTHER HUBS ** = ADJUSTED HUBS *** = DOLLARS REPORTED BUT NOT SHOWN IN THESE COLUMNS. SEE COVER LETTER PARA. 4
T=TREASURY, N=NON-TREASURY, S=SUBCONTRACTOR FUNDS & PROCUREMENT CARD HUB PURCHASES, TC=TERM CONTRACT, C=CONSOLIDATED. SEE PAGE 4 OF HUB REPORT FOR FUND TYPE DESCRIPTION.

551-DEPARTMENT OF AGRICULTURE-Heavy Construction Unadjusted Goal is 11.9%

FUND TYPE	TOTAL EXPENDITURES	TOTAL SPENT WITH NON-HUBS AMOUNT/%	TOTAL SPENT WITH **ADJ. HUBS 5.6% AMOUNT/%	TOTAL SPENT WITH *OTHER HUBS 5.3% AMOUNT/%	ASIAN PACIFIC AMOUNT/%	**ADJUSTED HUB GOAL 5.6% BLACK AMOUNT/%	HISPANIC AMOUNT/%	NATIVE AMERICAN AMOUNT/%	*OTHER HUB GOAL 5.3% WOMAN AMOUNT/%
T	\$1,115	\$1,115/100 %							
N									
S									
-TC									
C	\$1,115	\$1,115/100 %							

551-DEPARTMENT OF AGRICULTURE-Building Construction Unadjusted Goal is 26.1%

FUND TYPE	TOTAL EXPENDITURES	TOTAL SPENT WITH NON-HUBS	TOTAL SPENT WITH **ADJ. HUBS 25.1% AMOUNT/%	TOTAL SPENT WITH *OTHER HUBS 1.0% AMOUNT/%	BLACK AMOUNT/%	**ADJUSTED HUB GOAL 25.1% HISPANIC AMOUNT/%	WOMAN AMOUNT/%	*OTHER HUB GOAL 1.0% ASIAN PACIFIC AMOUNT/%	NATIVE AMERICAN AMOUNT/%
T									
N									
S									
-TC									
C									

551-DEPARTMENT OF AGRICULTURE-Special Trade Unadjusted Goal is 57.2%

FUND TYPE	TOTAL EXPENDITURES	TOTAL SPENT WITH NON-HUBS	TOTAL SPENT WITH **ADJ. HUBS 57.0% AMOUNT/%	TOTAL SPENT WITH *OTHER HUBS 10.2% AMOUNT/%	BLACK AMOUNT/%	**ADJUSTED HUB GOAL 57.0% HISPANIC AMOUNT/%	ASIAN PACIFIC AMOUNT/%	*OTHER HUB GOAL 10.2% NATIVE AMERICAN AMOUNT/%	WOMAN AMOUNT/%
T	\$11,654	\$11,654/100 %							
N									
S									
-TC									
C	\$11,654	\$11,654/100 %							

551-DEPARTMENT OF AGRICULTURE-Professional Services Unadjusted Goal is 20.0%

FUND TYPE	TOTAL EXPENDITURES	TOTAL SPENT WITH NON-HUBS	TOTAL SPENT WITH **ADJ. HUBS 18.1% AMOUNT/%	TOTAL SPENT WITH *OTHER HUBS 1.9% AMOUNT/%	BLACK AMOUNT/%	**ADJUSTED HUB GOAL 18.1% HISPANIC AMOUNT/%	WOMAN AMOUNT/%	*OTHER HUB GOAL 1.9% ASIAN PACIFIC AMOUNT/%	NATIVE AMERICAN AMOUNT/%
T	\$27,141	\$25,601/94.3%	\$1,540/5.67%		\$648/2.38%	\$893/3.29%			
N									
S									
-TC									
C	\$27,141	\$25,601/94.3%	\$1,540/5.67%		\$648/2.38%	\$893/3.29%			

551-DEPARTMENT OF AGRICULTURE-Other Services Unadjusted Goal is 33.0%

FUND TYPE	TOTAL EXPENDITURES	TOTAL SPENT WITH NON-HUBS	TOTAL SPENT WITH **ADJ. HUBS 33.0% AMOUNT/%	ASIAN PACIFIC AMOUNT/%	BLACK AMOUNT/%	**ADJUSTED HUB GOAL 33.0% HISPANIC AMOUNT/%	NATIVE AMERICAN AMOUNT/%	WOMAN AMOUNT/%
T	\$1,727,820	\$1,541,670/88.2%	\$186,150/10.7%	\$3,575/.206%	\$14,795/.863%	\$51,720/2.98%		\$116,059/6.71%
N								
S								
-TC	\$52,842	\$52,842/100 %						
C	\$1,874,976	\$1,488,827/88.8%	\$186,150/11.1%	\$3,575/.213%	\$14,795/.883%	\$51,720/3.08%		\$116,059/6.92%

551-DEPARTMENT OF AGRICULTURE-Commodity Purchasing Unadjusted Goal is 12.6%

FUND TYPE	TOTAL EXPENDITURES	TOTAL SPENT WITH NON-HUBS	TOTAL SPENT WITH **ADJ. HUBS 11.8% AMOUNT/%	TOTAL SPENT WITH *OTHER HUBS 1.1% AMOUNT/%	BLACK AMOUNT/%	**ADJUSTED HUB GOAL 11.6% HISPANIC AMOUNT/%	WOMAN AMOUNT/%	*OTHER HUB GOAL 1.1% ASIAN PACIFIC AMOUNT/%	NATIVE AMERICAN AMOUNT/%
T	\$1,322,858	\$1,117,097/84.4%	\$187,855/14.2%	\$17,906/1.35%	\$11,597/.876%	\$29,844/2.25%	\$146,413/11.0%		\$17,906/1.35%
N									
S									
-TC	\$132,687	\$104,581/78.8%	\$28,106/21.1%			\$54/.040%	\$26,051/21.1%		
C	\$1,180,171	\$1,012,516/85.0%	\$159,749/13.4%	\$17,906/1.50%	\$11,597/.974%	\$29,790/2.50%	\$118,361/9.94%		\$17,906/1.50%

BB = DEBIT (NEGATIVE AMOUNT) * = OTHER HUBS ** = ADJUSTED HUBS *** = DOLLARS REPORTED BUT NOT SHOWN IN THESE COLUMNS. SEE COVER LETTER PARA. 4
 T=TREASURY, N=NON-TREASURY, S=SUBCONTRACTOR FUNDS & PROCUREMENT CARD HUB PURCHASES, TC=TERM CONTRACT, C=CONSOLIDATED. SEE PAGE 4 OF HUB REPORT FOR FUND TYPE DESCRIPTION.

FUND TYPE	TOTAL EXPENDITURES	TOTAL SPENT WITH NON-HUBS AMOUNT/%	554-TEXAS ANIMAL HEALTH COMMISSION-Heavy Construction Unadjusted Goal is 11.9%		**ADJUSTED HUB GOAL 6.8%				*OTHER HUB GOAL 5.3% WOMAN AMOUNT/%
			TOTAL SPENT WITH **ADJ. HUBS 6.8% AMOUNT/%	TOTAL SPENT WITH *OTHER HUBS 5.3% AMOUNT/%	ASIAN PACIFIC AMOUNT/%	BLACK AMOUNT/%	HISPANIC AMOUNT/%	NATIVE AMERICAN AMOUNT/%	

T
N
S
-TC

C

FUND TYPE	TOTAL EXPENDITURES	TOTAL SPENT WITH NON-HUBS	554-TEXAS ANIMAL HEALTH COMMISSION-Building Construction Unadjusted Goal is 26.1%		**ADJUSTED HUB GOAL 25.1%			*OTHER HUB GOAL 1.0%	
			TOTAL SPENT WITH **ADJ. HUBS 25.1%	TOTAL SPENT WITH *OTHER HUBS 1.0%	BLACK	HISPANIC	WOMAN	ASIAN PACIFIC	NATIVE AMERICAN

T
N
S
-TC

C

FUND TYPE	TOTAL EXPENDITURES	TOTAL SPENT WITH NON-HUBS	554-TEXAS ANIMAL HEALTH COMMISSION-Special Trade Unadjusted Goal is 57.2%		**ADJUSTED HUB GOAL 47.0%		*OTHER HUB GOAL 10.2%		
			TOTAL SPENT WITH **ADJ. HUBS 47.0%	TOTAL SPENT WITH *OTHER HUBS 10.2%	BLACK	HISPANIC	ASIAN PACIFIC	NATIVE AMERICAN	WOMAN

T
N
S
-TC

C

FUND TYPE	TOTAL EXPENDITURES	TOTAL SPENT WITH NON-HUBS	554-TEXAS ANIMAL HEALTH COMMISSION-Professional Services Unadjusted Goal is 20.0%		**ADJUSTED HUB GOAL 15.1%			*OTHER HUB GOAL 1.9%	
			TOTAL SPENT WITH **ADJ. HUBS 15.1%	TOTAL SPENT WITH *OTHER HUBS 1.9%	BLACK	HISPANIC	WOMAN	ASIAN PACIFIC	NATIVE AMERICAN

T
N
S
-TC

C

FUND TYPE	TOTAL EXPENDITURES	TOTAL SPENT WITH NON-HUBS	554-TEXAS ANIMAL HEALTH COMMISSION-Other Services Unadjusted Goal is 33.0%		**ADJUSTED HUB GOAL 33.0%				
			TOTAL SPENT WITH **ADJ. HUBS 33.0%	ASIAN PACIFIC	BLACK	HISPANIC	NATIVE AMERICAN	WOMAN	

T
N
S
-TC

C

FUND TYPE	TOTAL EXPENDITURES	TOTAL SPENT WITH NON-HUBS	554-TEXAS ANIMAL HEALTH COMMISSION-Commodity Purchasing Unadjusted Goal is 12.6%		**ADJUSTED HUB GOAL 11.5%			*OTHER HUB GOAL 1.1%	
			TOTAL SPENT WITH **ADJ. HUBS 11.5%	TOTAL SPENT WITH *OTHER HUBS 1.1%	BLACK	HISPANIC	WOMAN	ASIAN PACIFIC	NATIVE AMERICAN

T
N
S
-TC

C

DB = DEBIT (NEGATIVE AMOUNT) * = OTHER HUBS ** = ADJUSTED HUBS *** = DOLLARS REPORTED BUT NOT SHOWN IN THESE COLUMNS. SEE COVER LETTER PARA. 4

T=TREASURY, N=NON-TREASURY, S=SUBCONTRACTOR FUNDS & PROCUREMENT CARD HUB PURCHASES, TC=TERM CONTRACT, C=CONSOLIDATED. SEE PAGE 4 OF HUB REPORT FOR FUND TYPE DESCRIPTION.

555-TEXAS COOPERATIVE EXTENSION-Heavy Construction Unadjusted Goal is 11.9%

FUND TYPE	TOTAL EXPENDITURES	TOTAL SPENT WITH NON-HUBS AMOUNT/%	TOTAL SPENT WITH **ADJ. HUBS 6.6% AMOUNT/%	TOTAL SPENT WITH *OTHER HUBS 5.3% AMOUNT/%	**ADJUSTED HUB GOAL 6.6%				*OTHER HUB GOAL 5.3% WOMAN AMOUNT/%
					ASIAN PACIFIC AMOUNT/%	BLACK AMOUNT/%	HISPANIC AMOUNT/%	NATIVE AMERICAN AMOUNT/%	
T	\$198	\$198/100 %							
N									
S									
-TC									
C	\$198	\$198/100 %							

555-TEXAS COOPERATIVE EXTENSION-Building Construction Unadjusted Goal is 28.1%

FUND TYPE	TOTAL EXPENDITURES	TOTAL SPENT WITH NON-HUBS	TOTAL SPENT WITH **ADJ. HUBS 25.1% AMOUNT/%	TOTAL SPENT WITH *OTHER HUBS 1.0% AMOUNT/%	**ADJUSTED HUB GOAL 25.1%			*OTHER HUB GOAL 1.0%	
					BLACK	HISPANIC	WOMAN	ASIAN PACIFIC	NATIVE AMERICAN
T									
N									
S									
-TC									
C									

555-TEXAS COOPERATIVE EXTENSION-Special Trade Unadjusted Goal is 67.2%

FUND TYPE	TOTAL EXPENDITURES	TOTAL SPENT WITH NON-HUBS	TOTAL SPENT WITH **ADJ. HUBS 47.0% AMOUNT/%	TOTAL SPENT WITH *OTHER HUBS 10.2% AMOUNT/%	**ADJUSTED HUB GOAL 47.0%		*OTHER HUB GOAL 10.2%		
					BLACK	HISPANIC	ASIAN PACIFIC	NATIVE AMERICAN	WOMAN
T	\$10,274	\$10,082/98.2%	\$181/1.78%			\$181/1.78%			
N	\$2,747	\$2,566/93.4%	\$181/6.58%			\$181/6.58%			
S									
-TC									
C	\$13,021	\$12,658/97.2%	\$362/2.78%			\$362/2.78%			

555-TEXAS COOPERATIVE EXTENSION-Professional Services Unadjusted Goal is 20.0%

FUND TYPE	TOTAL EXPENDITURES	TOTAL SPENT WITH NON-HUBS	TOTAL SPENT WITH **ADJ. HUBS 18.1% AMOUNT/%	TOTAL SPENT WITH *OTHER HUBS 1.9% AMOUNT/%	**ADJUSTED HUB GOAL 18.1%			*OTHER HUB GOAL 1.9%	
					BLACK	HISPANIC	WOMAN	ASIAN PACIFIC	NATIVE AMERICAN
T	\$300	\$300/100 %							
N									
S									
-TC									
C	\$300	\$300/100 %							

555-TEXAS COOPERATIVE EXTENSION-Other Services Unadjusted Goal is 33.0%

FUND TYPE	TOTAL EXPENDITURES	TOTAL SPENT WITH NON-HUBS	TOTAL SPENT WITH **ADJ. HUBS 33.0% AMOUNT/%	**ADJUSTED HUB GOAL 33.0%				
				ASIAN PACIFIC	BLACK	HISPANIC	NATIVE AMERICAN	WOMAN
T	\$400,128	\$391,165/97.7%	\$8,963/2.24%			\$271/.068%		\$8,691/2.17%
N	\$651,175	\$626,399/96.1%	\$24,776/3.80%		\$3,390/.520%	\$18,546/3.00%		\$1,841/.282%
S								
-TC	\$5,928	\$5,928/100 %						
C	\$1,046,376	\$1,011,836/96.7%	\$33,740/3.22%		\$3,390/.324%	\$18,616/1.88%		\$10,533/1.00%

555-TEXAS COOPERATIVE EXTENSION-Commodity Purchasing Unadjusted Goal is 12.6%

FUND TYPE	TOTAL EXPENDITURES	TOTAL SPENT WITH NON-HUBS	TOTAL SPENT WITH **ADJ. HUBS 11.8% AMOUNT/%	TOTAL SPENT WITH *OTHER HUBS 1.1% AMOUNT/%	**ADJUSTED HUB GOAL 11.5%			*OTHER HUB GOAL 1.1%	
					BLACK	HISPANIC	WOMAN	ASIAN PACIFIC	NATIVE AMERICAN
T	\$920,241	\$763,478/82.8%	\$116,409/12.8%	\$40,353/4.38%		\$18,924/1.83%	\$99,455/10.8%	\$40,353/4.38%	
N	\$1,600,187	\$1,250,832/78.1%	\$270,848/16.8%	\$78,619/4.90%		\$262,372/15.7%	\$18,474/1.16%	\$78,619/4.90%	
S									
-TC	\$54,812	\$54,812/100 %							
C	\$2,465,828	\$1,868,499/75.4%	\$367,255/15.7%	\$118,672/4.82%		\$268,296/10.8%	\$117,859/4.76%	\$118,672/4.82%	

DB = DEBIT (NEGATIVE AMOUNT) * = OTHER HUBS ** = ADJUSTED HUBS *** = DOLLARS REPORTED BUT NOT SHOWN IN THESE COLUMNS. SEE COVER LETTER PARA. 4
T=TREASURY, N=NON-TREASURY, S=SUBCONTRACTOR FUNDS & PROCUREMENT CARD HUB PURCHASES, TC=TERM CONTRACT, C=CONSOLIDATED. SEE PAGE 4 OF HUB REPORT FOR FUND TYPE DESCRIPTION.

556-TEXAS AGRICULTURAL EXPERIMENT STAT-Heavy Construction Unadjusted Goal is 11.9%

FUND TYPE	TOTAL EXPENDITURES	TOTAL SPENT WITH NON-HUBS AMOUNT/%	TOTAL SPENT WITH **ADJ. HUBS 5.4% AMOUNT/%	TOTAL SPENT WITH *OTHER HUBS 5.3% AMOUNT/%	**ADJUSTED HUB GOAL 8.6%				*OTHER HUB GOAL 5.3% WOMAN AMOUNT/%
					ASIAN PACIFIC AMOUNT/%	BLACK AMOUNT/%	HISPANIC AMOUNT/%	NATIVE AMERICAN AMOUNT/%	
T	\$28,230	\$21,270/81.0%		\$4,960/18.9%					\$4,960/18.9%
N	\$47,931	\$36,464/76.0%	\$9,606/20.0%	\$1,860/3.88%			\$8,606/20.0%		\$1,860/3.86%
S									
-TC									
C	\$74,161	\$57,735/77.8%	\$9,606/12.9%	\$6,820/9.19%			\$9,606/12.9%		\$6,820/9.19%

556-TEXAS AGRICULTURAL EXPERIMENT STAT-Building Construction Unadjusted Goal is 26.1%

FUND TYPE	TOTAL EXPENDITURES	TOTAL SPENT WITH NON-HUBS	TOTAL SPENT WITH **ADJ. HUBS 25.1%	TOTAL SPENT WITH *OTHER HUBS 1.0%	**ADJUSTED HUB GOAL 25.1%			*OTHER HUB GOAL 1.0%	
					BLACK	HISPANIC	WOMAN	ASIAN PACIFIC	NATIVE AMERICAN
T	\$6,867	\$6,867/100%							
N	\$14,698	\$14,698/100%							
S									
-TC									
C	\$21,565	\$21,565/100%							

556-TEXAS AGRICULTURAL EXPERIMENT STAT-Special Trade Unadjusted Goal is 57.2%

FUND TYPE	TOTAL EXPENDITURES	TOTAL SPENT WITH NON-HUBS	TOTAL SPENT WITH **ADJ. HUBS 47.0%	TOTAL SPENT WITH *OTHER HUBS 10.2%	**ADJUSTED HUB GOAL 47.0%		*OTHER HUB GOAL 10.2%		
					BLACK	HISPANIC	ASIAN PACIFIC	NATIVE AMERICAN	WOMAN
T	\$33,384	\$33,281/98.6%	\$103/.308%			\$103/.308%			
N	\$558,912	\$166,397/29.7%	\$386,086/68.9%	\$7,428/1.32%		\$386,086/68.9%		\$650/.098%	\$6,875/1.22%
S									
-TC									
C	\$593,307	\$199,689/33.6%	\$386,189/65.0%	\$7,428/1.25%		\$386,189/65.0%		\$650/.092%	\$6,875/1.15%

556-TEXAS AGRICULTURAL EXPERIMENT STAT-Professional Services Unadjusted Goal is 20.0%

FUND TYPE	TOTAL EXPENDITURES	TOTAL SPENT WITH NON-HUBS	TOTAL SPENT WITH **ADJ. HUBS 18.1%	TOTAL SPENT WITH *OTHER HUBS 1.9%	**ADJUSTED HUB GOAL 18.1%			*OTHER HUB GOAL 1.5%	
					BLACK	HISPANIC	WOMAN	ASIAN PACIFIC	NATIVE AMERICAN
T									
N	\$563	\$563/100%							
S									
-TC									
C	\$563	\$563/100%							

556-TEXAS AGRICULTURAL EXPERIMENT STAT-Other Services Unadjusted Goal is 33.0%

FUND TYPE	TOTAL EXPENDITURES	TOTAL SPENT WITH NON-HUBS	TOTAL SPENT WITH **ADJ. HUBS 33.0%	TOTAL SPENT WITH *OTHER HUBS 1.1%	**ADJUSTED HUB GOAL 33.0%				
					ASIAN PACIFIC	BLACK	HISPANIC	NATIVE AMERICAN	WOMAN
T	\$500,543	\$478,706/95.6%	\$21,837/4.36%		\$1,668/.312%		\$2,583/.512%		\$17,707/3.53%
N	\$1,613,544	\$1,786,240/98.0%	\$17,303/.964%		\$1,471/.081%	\$320/.017%	\$3,092/.168%	\$686/.032%	\$11,875/.654%
S									
-TC	\$19,181	\$19,181/100%							
C	\$2,294,806	\$2,255,785/98.2%	\$39,140/1.70%		\$3,037/.132%	\$320/.013%	\$6,615/.244%	\$685/.025%	\$29,583/1.28%

556-TEXAS AGRICULTURAL EXPERIMENT STAT-Commodity Purchasing Unadjusted Goal is 12.6%

FUND TYPE	TOTAL EXPENDITURES	TOTAL SPENT WITH NON-HUBS	TOTAL SPENT WITH **ADJ. HUBS 11.5%	TOTAL SPENT WITH *OTHER HUBS 1.1%	**ADJUSTED HUB GOAL 11.5%			*OTHER HUB GOAL 1.1%	
					BLACK	HISPANIC	WOMAN	ASIAN PACIFIC	NATIVE AMERICAN
T	\$1,440,231	\$1,367,192/94.9%	\$62,842/3.68%		\$4,526/.314%	\$12,394/.860%	\$38,921/2.49%	\$20,017/1.38%	\$179/.012%
N	\$6,275,980	\$6,128,711/97.1%	\$118,999/2.26%	\$30,255/.573%	\$7,974/.161%	\$2,238/.042%	\$108,786/2.06%	\$30,255/.573%	
S									
-TC	\$86,286	\$84,883/98.5%	\$422/.495%				\$422/.495%		
C	\$6,630,810	\$6,409,039/96.5%	\$171,418/2.58%	\$50,452/.760%	\$12,600/.188%	\$14,632/.220%	\$144,285/2.17%	\$50,273/.758%	\$179/.002%

DR = DEBIT (NEGATIVE AMOUNT) * = OTHER HUBS ** = ADJUSTED HUBS *** = DOLLARS REPORTED BUT NOT SHOWN IN THESE COLUMNS. SEE COVER LETTER PARA. 4
T=TREASURY, N=NON-TREASURY, S=SUBCONTRACTOR FUNDS & PROCUREMENT CARD HUB PURCHASES, TC=TERM CONTRACT, C=CONSOLIDATED. SEE PAGE 4 OF HUB REPORT FOR FUND TYPE DESCRIPTION.

557-TX VETERINARY MED DIAGNOSTIC LAB-Heavy Construction Unadjusted Goal is 11.9%

FUND TYPE	TOTAL EXPENDITURES	TOTAL SPENT WITH NON-HUBS AMOUNT/%	TOTAL SPENT WITH **ADJ. HUBS 8.6% AMOUNT/%	TOTAL SPENT WITH *OTHER HUBS 5.3% AMOUNT/%	ASIAN PACIFIC AMOUNT/%	**ADJUSTED HUB GOAL 8.6% BLACK AMOUNT/%	HISPANIC AMOUNT/%	NATIVE AMERICAN AMOUNT/%	*OTHER HUB GOAL 5.3% WOMAN AMOUNT/%
T	\$150	\$150/100 %							
N	\$1,023	\$1,023/100 %							
S									
-TC									
C	\$1,183	\$1,183/100 %							

557-TX VETERINARY MED DIAGNOSTIC LAB-Building Construction Unadjusted Goal is 26.1%

FUND TYPE	TOTAL EXPENDITURES	TOTAL SPENT WITH NON-HUBS	TOTAL SPENT WITH **ADJ. HUBS 25.1%	TOTAL SPENT WITH *OTHER HUBS 1.0%	BLACK	**ADJUSTED HUB GOAL 25.1% HISPANIC	WOMAN	*OTHER HUB GOAL 1.0% ASIAN PACIFIC	NATIVE AMERICAN
T									
N									
S									
-TC									
C									

557-TX VETERINARY MED DIAGNOSTIC LAB-Special Trade Unadjusted Goal is 57.2%

FUND TYPE	TOTAL EXPENDITURES	TOTAL SPENT WITH NON-HUBS	TOTAL SPENT WITH **ADJ. HUBS 47.0%	TOTAL SPENT WITH *OTHER HUBS 10.2%	BLACK	**ADJUSTED HUB GOAL 47.0% HISPANIC	WOMAN	*OTHER HUB GOAL 10.2% ASIAN PACIFIC	NATIVE AMERICAN
T	\$1,542	\$1,542/100 %							
N	\$4,051	\$4,051/100 %							
S									
-TC									
C	\$5,723	\$5,723/100 %							

557-TX VETERINARY MED DIAGNOSTIC LAB-Professional Services Unadjusted Goal is 20.0%

FUND TYPE	TOTAL EXPENDITURES	TOTAL SPENT WITH NON-HUBS	TOTAL SPENT WITH **ADJ. HUBS 18.1%	TOTAL SPENT WITH *OTHER HUBS 1.9%	BLACK	**ADJUSTED HUB GOAL 18.1% HISPANIC	WOMAN	*OTHER HUB GOAL 1.9% ASIAN PACIFIC	NATIVE AMERICAN
T									
N									
S									
-TC									
C									

557-TX VETERINARY MED DIAGNOSTIC LAB-Other Services Unadjusted Goal is 33.0%

FUND TYPE	TOTAL EXPENDITURES	TOTAL SPENT WITH NON-HUBS	TOTAL SPENT WITH **ADJ. HUBS 33.0%	ASIAN PACIFIC	BLACK	**ADJUSTED HUB GOAL 33.0% HISPANIC	NATIVE AMERICAN	WOMAN
T	\$36,317	\$36,317/100 %						
N	\$149,136	\$149,136/100 %						
S								
-TC	\$229	\$229/100 %						
C	\$185,224	\$185,224/100 %						

557-TX VETERINARY MED DIAGNOSTIC LAB-Commodity Purchasing Unadjusted Goal is 12.8%

FUND TYPE	TOTAL EXPENDITURES	TOTAL SPENT WITH NON-HUBS	TOTAL SPENT WITH **ADJ. HUBS 11.5%	TOTAL SPENT WITH *OTHER HUBS 1.3%	BLACK	**ADJUSTED HUB GOAL 11.5% HISPANIC	WOMAN	*OTHER HUB GOAL 1.3% ASIAN PACIFIC	NATIVE AMERICAN
T	\$482,230	\$454,050/98.2%	\$8,179/1.76%		\$1,018/.220%	\$737/.155%	\$6,423/1.35%		
N	\$356,353	\$352,421/98.8%	\$3,931/1.10%			\$1,838/.543%	\$1,895/.556%		
S									
-TC									
C	\$618,583	\$606,472/98.5%	\$12,111/1.97%		\$1,018/.124%	\$2,873/.326%	\$8,418/1.02%		

OB = DEBIT (NEGATIVE AMOUNT) * = OTHER HUBS ** = ADJUSTED HUBS *** = DOLLARS REPORTED BUT NOT SHOWN IN THESE COLUMNS. SEE COVER LETTER PARA. 4
T-TREASURY, N=NON-TREASURY, S=SUBCONTRACTOR FUNDS & PROCUREMENT CARD HUB PURCHASES, TC=TERM CONTRACT, C=CONSOLIDATED. SEE PAGE 4 OF HUB REPORT FOR FUND TYPE DESCRIPTION.

576-TEXAS FOREST SERVICE-Heavy Construction Unadjusted Goal is 11.8%

FUND TYPE	TOTAL EXPENDITURES	TOTAL SPENT WITH NON-HUBS AMOUNT/%	TOTAL SPENT WITH **ADJ. HUBS 6.6% AMOUNT/%	TOTAL SPENT WITH *OTHER HUBS 5.3% AMOUNT/%	**ADJUSTED HUB GOAL 6.6%				*OTHER HUB GOAL 5.3% WOMAN AMOUNT/%
					ASIAN PACIFIC AMOUNT/%	BLACK AMOUNT/%	HISPANIC AMOUNT/%	NATIVE AMERICAN AMOUNT/%	
T	\$1,042	\$1,042/100 %							
N	\$8,750	\$8,750/100 %							
S									
-TC									
C	\$9,792	\$9,792/100 %							

576-TEXAS FOREST SERVICE-Building Construction Unadjusted Goal is 26.1%

FUND TYPE	TOTAL EXPENDITURES	TOTAL SPENT WITH NON-HUBS	TOTAL SPENT WITH **ADJ. HUBS 26.1%	TOTAL SPENT WITH *OTHER HUBS 1.0%	**ADJUSTED HUB GOAL 26.1%			*OTHER HUB GOAL 1.0%	
					BLACK	HISPANIC	WOMAN	ASIAN PACIFIC	NATIVE AMERICAN
T	\$11,985	\$11,985/100 %							
N									
S									
-TC									
C	\$11,985	\$11,985/100 %							

576-TEXAS FOREST SERVICE-Special Trade Unadjusted Goal is 57.2%

FUND TYPE	TOTAL EXPENDITURES	TOTAL SPENT WITH NON-HUBS	TOTAL SPENT WITH **ADJ. HUBS 47.0%	TOTAL SPENT WITH *OTHER HUBS 10.2%	**ADJUSTED HUB GOAL 47.0%		*OTHER HUB GOAL 10.2%		
					BLACK	HISPANIC	ASIAN PACIFIC	NATIVE AMERICAN	WOMAN
T	\$14,258	\$14,148/99.2%		\$110/.771%					\$110/.771%
N	\$20,258	\$20,258/100 %							
S									
-TC									
C	\$34,514	\$34,404/98.8%		\$110/.318%					\$110/.318%

576-TEXAS FOREST SERVICE-Professional Services Unadjusted Goal is 20.0%

FUND TYPE	TOTAL EXPENDITURES	TOTAL SPENT WITH NON-HUBS	TOTAL SPENT WITH **ADJ. HUBS 18.1%	TOTAL SPENT WITH *OTHER HUBS 1.9%	**ADJUSTED HUB GOAL 18.1%			*OTHER HUB GOAL 1.9%	
					BLACK	HISPANIC	WOMAN	ASIAN PACIFIC	NATIVE AMERICAN
T	\$205	\$205/100 %							
N	\$16	\$16/100 %							
S									
-TC									
C	\$221	\$221/100 %							

576-TEXAS FOREST SERVICE-Other Services Unadjusted Goal is 33.0%

FUND TYPE	TOTAL EXPENDITURES	TOTAL SPENT WITH NON-HUBS	TOTAL SPENT WITH **ADJ. HUBS 33.0%	TOTAL SPENT WITH *OTHER HUBS 1.9%	**ADJUSTED HUB GOAL 33.0%				
					ASIAN PACIFIC	BLACK	HISPANIC	NATIVE AMERICAN	WOMAN
T	\$144,339	\$141,527/98.0%	\$2,812/1.94%						\$1,245/.862%
N	\$255,729	\$211,553/82.7%	\$44,176/17.2%			\$1,567/1.08%			\$1,001/.391%
S									
-TC	\$1,771	\$1,771/100 %							
C	\$398,297	\$351,309/88.2%	\$46,987/11.7%			\$44,741/11.2%			\$2,246/.564%

576-TEXAS FOREST SERVICE-Commodity Purchasing Unadjusted Goal is 12.8%

FUND TYPE	TOTAL EXPENDITURES	TOTAL SPENT WITH NON-HUBS	TOTAL SPENT WITH **ADJ. HUBS 11.6%	TOTAL SPENT WITH *OTHER HUBS 1.1%	**ADJUSTED HUB GOAL 11.6%			*OTHER HUB GOAL 1.1%	
					BLACK	HISPANIC	WOMAN	ASIAN PACIFIC	NATIVE AMERICAN
T	\$1,795,073	\$1,708,283/95.0%	\$87,313/4.86%	\$1,477/.082%					
N	\$1,188,276	\$1,140,785/96.1%	\$45,492/3.83%		\$28,851/1.49%	\$392/.021%	\$60,089/3.34%		\$1,477/.082%
S					\$7,100/.588%	\$32,330/2.72%	\$5,061/.511%		
-TC	\$40,681	\$40,681/100 %							
C	\$2,800,670	\$2,788,387/99.3%	\$12,805/4.57%	\$1,477/.050%	\$33,951/1.17%	\$32,722/1.12%	\$69,131/2.27%		\$1,477/.050%

DB = DEBIT (NEGATIVE AMOUNT) * = OTHER HUBS ** = ADJUSTED HUBS *** = DOLLARS REPORTED BUT NOT SHOWN IN THESE COLUMNS. SEE COVER LETTER PARA. 4
T-TREASURY, N-NON-TREASURY, S-SUBCONTRACTOR FUNDS & PROCUREMENT CARD HUB PURCHASES, TC-TERM CONTRACT, C-CONSOLIDATED. SEE PAGE 4 OF HUB REPORT FOR FUND TYPE DESCRIPTION.

577-TX WILDLIFE DAMAGE MGMT SERVICE-Heavy Construction Unadjusted Goal is 11.9%

FUND TYPE	TOTAL EXPENDITURES	TOTAL SPENT WITH NON-HUBS AMOUNT/%	TOTAL SPENT WITH **ADJ. HUBS 5.5%	TOTAL SPENT WITH *OTHER HUBS 5.3%	ASIAN PACIFIC AMOUNT/%	**ADJUSTED HUB GOAL 5.6%	BLACK AMOUNT/%	HISPANIC AMOUNT/%	NATIVE AMERICAN AMOUNT/%	*OTHER HUB GOAL 5.3%
T										
N										
S										
-TC										
C										

577-TX WILDLIFE DAMAGE MGMT SERVICE-Building Construction Unadjusted Goal is 25.1%

FUND TYPE	TOTAL EXPENDITURES	TOTAL SPENT WITH NON-HUBS	TOTAL SPENT WITH **ADJ. HUBS 25.1%	TOTAL SPENT WITH *OTHER HUBS 1.0%	BLACK	**ADJUSTED HUB GOAL 25.1%	HISPANIC	WOMAN	ASIAN PACIFIC	*OTHER HUB GOAL 1.0%
T										
N										
S										
-TC										
C										

577-TX WILDLIFE DAMAGE MGMT SERVICE-Special Trade Unadjusted Goal is 57.2%

FUND TYPE	TOTAL EXPENDITURES	TOTAL SPENT WITH NON-HUBS	TOTAL SPENT WITH **ADJ. HUBS 57.0%	TOTAL SPENT WITH *OTHER HUBS 10.2%	BLACK	**ADJUSTED HUB GOAL 47.0%	HISPANIC	ASIAN PACIFIC	NATIVE AMERICAN	WOMAN
T										
N										
S										
-TC										
C										

577-TX WILDLIFE DAMAGE MGMT SERVICE-Professional Services Unadjusted Goal is 20.0%

FUND TYPE	TOTAL EXPENDITURES	TOTAL SPENT WITH NON-HUBS	TOTAL SPENT WITH **ADJ. HUBS 18.1%	TOTAL SPENT WITH *OTHER HUBS 1.9%	BLACK	**ADJUSTED HUB GOAL 18.1%	HISPANIC	WOMAN	ASIAN PACIFIC	*OTHER HUB GOAL 1.9%
T	\$138	\$138/100 %								
N										
S										
-TC										
C	\$138	\$138/100 %								

577-TX WILDLIFE DAMAGE MGMT SERVICE-Other Services Unadjusted Goal is 33.0%

FUND TYPE	TOTAL EXPENDITURES	TOTAL SPENT WITH NON-HUBS	TOTAL SPENT WITH **ADJ. HUBS 33.0%	ASIAN PACIFIC	BLACK	**ADJUSTED HUB GOAL 33.0%	HISPANIC	NATIVE AMERICAN	WOMAN
T	\$21,668	\$20,526/94.7%	\$1,142/5.27%				\$1,142/5.27%		
N									
S									
-TC	\$21	\$21/100 %							
C	\$21,646	\$20,504/94.7%	\$1,142/5.27%				\$1,142/5.27%		

577-TX WILDLIFE DAMAGE MGMT SERVICE-Commodity Purchasing Unadjusted Goal is 12.6%

FUND TYPE	TOTAL EXPENDITURES	TOTAL SPENT WITH NON-HUBS	TOTAL SPENT WITH **ADJ. HUBS 11.3%	TOTAL SPENT WITH *OTHER HUBS 1.1%	BLACK	**ADJUSTED HUB GOAL 11.3%	HISPANIC	WOMAN	ASIAN PACIFIC	*OTHER HUB GOAL 1.1%
T	\$226,259	\$225,842/99.8%	\$417/0.184%							
N	\$2,279	\$2,279/100 %								
S										
-TC	\$1,518	\$1,518/100 %								
C	\$228,920	\$226,503/99.8%	\$417/0.183%							

DB = DEBIT (NEGATIVE AMOUNT) * = OTHER HUBS ** = ADJUSTED HUBS *** = DOLLARS REPORTED BUT NOT SHOWN IN THESE COLUMNS. SEE COVER LETTER PARA. 4
T-TREASURY, N-NON-TREASURY, S-SUBCONTRACTOR FUNDS & PROCUREMENT CARD HUB PURCHASES, TC-TERM CONTRACT, C-CONSOLIDATED. SEE PAGE 4 OF HUB REPORT FOR FUND TYPE DESCRIPTION.

578-BOARD OF VETERINARY MED EXAMINERS-Heavy Construction Unadjusted Goal is 11.9%

FUND TYPE	TOTAL EXPENDITURES	TOTAL SPENT WITH NON-HUBS AMOUNT/%	TOTAL SPENT WITH **ADJ. HUBS 6.6% AMOUNT/%	TOTAL SPENT WITH *OTHER HUBS 5.3% AMOUNT/%	**ADJUSTED HUB GOAL 6.6%				*OTHER HUB GOAL 5.3% WOMAN AMOUNT/%
					ASIAN PACIFIC AMOUNT/%	BLACK AMOUNT/%	HISPANIC AMOUNT/%	NATIVE AMERICAN AMOUNT/%	

T
N
S
-TC

C

578-BOARD OF VETERINARY MED EXAMINERS-Building Construction Unadjusted Goal is 26.1%

FUND TYPE	TOTAL EXPENDITURES	TOTAL SPENT WITH NON-HUBS	TOTAL SPENT WITH **ADJ. HUBS 25.1%	TOTAL SPENT WITH *OTHER HUBS 1.0%	**ADJUSTED HUB GOAL 26.1%			*OTHER HUB GOAL 1.0%	
					BLACK	HISPANIC	WOMAN	ASIAN PACIFIC	NATIVE AMERICAN

T
N
S
-TC

C

578-BOARD OF VETERINARY MED EXAMINERS-Special Trade Unadjusted Goal is 67.2%

FUND TYPE	TOTAL EXPENDITURES	TOTAL SPENT WITH NON-HUBS	TOTAL SPENT WITH **ADJ. HUBS 47.0%	TOTAL SPENT WITH *OTHER HUBS 18.2%	**ADJUSTED HUB GOAL 47.0%		*OTHER HUB GOAL 18.2%		
					BLACK	HISPANIC	ASIAN PACIFIC	NATIVE AMERICAN	WOMAN

T
N
S
-TC

C

578-BOARD OF VETERINARY MED EXAMINERS-Professional Services Unadjusted Goal is 20.0%

FUND TYPE	TOTAL EXPENDITURES	TOTAL SPENT WITH NON-HUBS	TOTAL SPENT WITH **ADJ. HUBS 18.1%	TOTAL SPENT WITH *OTHER HUBS 1.9%	**ADJUSTED HUB GOAL 18.1%			*OTHER HUB GOAL 1.9%	
					BLACK	HISPANIC	WOMAN	ASIAN PACIFIC	NATIVE AMERICAN

T
N
S
-TC

C

578-BOARD OF VETERINARY MED EXAMINERS-Other Services Unadjusted Goal is 33.0%

FUND TYPE	TOTAL EXPENDITURES	TOTAL SPENT WITH NON-HUBS	TOTAL SPENT WITH **ADJ. HUBS 25.0%	**ADJUSTED HUB GOAL 33.0%				
				ASIAN PACIFIC	BLACK	HISPANIC	NATIVE AMERICAN	WOMAN

T
N
S
-TC

C

578-BOARD OF VETERINARY MED EXAMINERS-Commodity Purchasing Unadjusted Goal is 12.6%

FUND TYPE	TOTAL EXPENDITURES	TOTAL SPENT WITH NON-HUBS	TOTAL SPENT WITH **ADJ. HUBS 11.5%	TOTAL SPENT WITH *OTHER HUBS 1.1%	**ADJUSTED HUB GOAL 11.5%			*OTHER HUB GOAL 1.1%	
					BLACK	HISPANIC	WOMAN	ASIAN PACIFIC	NATIVE AMERICAN

T
N
S
-TC

C

DB = DEBIT (NEGATIVE AMOUNT) * = OTHER HUBS ** = ADJUSTED HUBS *** = DOLLARS REPORTED BUT NOT SHOWN IN THESE COLUMNS. SEE COVER LETTER PARA. 4
T-TREASURY, N-NON-TREASURY, S-SUBCONTRACTOR FUNDS & PROCUREMENT CARD HUB PURCHASES, TC-TERM CONTRACT, C-CONSOLIDATED. SEE PAGE 4 OF HUB REPORT FOR FUND TYPE DESCRIPTION.

578-RIO GRANDE COMPACT COMMISSION-Heavy Construction Unadjusted Goal is 11.8%

FUND TYPE	TOTAL EXPENDITURES	TOTAL SPENT WITH NON-HUBS AMOUNT/%	TOTAL SPENT WITH **ADJ. HUBS 6.5% AMOUNT/%	TOTAL SPENT WITH *OTHER HUBS 5.3% AMOUNT/%	ASIAN PACIFIC AMOUNT/%	BLACK AMOUNT/%	HISPANIC AMOUNT/%	NATIVE AMERICAN AMOUNT/%	*OTHER HUB GOAL 5.3% WOMAN AMOUNT/%
-----------	--------------------	------------------------------------	--	--	------------------------	----------------	-------------------	--------------------------	-------------------------------------

Y
N
S
-TC
C

579-RIO GRANDE COMPACT COMMISSION-Building Construction Unadjusted Goal is 26.1%

FUND TYPE	TOTAL EXPENDITURES	TOTAL SPENT WITH NON-HUBS	TOTAL SPENT WITH **ADJ. HUBS 26.1%	TOTAL SPENT WITH *OTHER HUBS 1.0%	BLACK	**ADJUSTED HUB GOAL 26.1% HISPANIC	WOMAN	*OTHER HUB GOAL 1.0% ASIAN PACIFIC	NATIVE AMERICAN
-----------	--------------------	---------------------------	------------------------------------	-----------------------------------	-------	------------------------------------	-------	------------------------------------	-----------------

T
N
S
-TC
C

578-RIO GRANDE COMPACT COMMISSION-Special Trade Unadjusted Goal is 57.2%

FUND TYPE	TOTAL EXPENDITURES	TOTAL SPENT WITH NON-HUBS	TOTAL SPENT WITH **ADJ. HUBS 47.0%	TOTAL SPENT WITH *OTHER HUBS 10.2%	BLACK	**ADJUSTED HUB GOAL 47.0% HISPANIC	ASIAN PACIFIC	*OTHER HUB GOAL 10.2% NATIVE AMERICAN	WOMAN
-----------	--------------------	---------------------------	------------------------------------	------------------------------------	-------	------------------------------------	---------------	---------------------------------------	-------

T
N
S
-TC
C

579-RIO GRANDE COMPACT COMMISSION-Professional Services Unadjusted Goal is 20.0%

FUND TYPE	TOTAL EXPENDITURES	TOTAL SPENT WITH NON-HUBS	TOTAL SPENT WITH **ADJ. HUBS 18.1%	TOTAL SPENT WITH *OTHER HUBS 1.9%	BLACK	**ADJUSTED HUB GOAL 18.1% HISPANIC	WOMAN	*OTHER HUB GOAL 1.9% ASIAN PACIFIC	NATIVE AMERICAN
-----------	--------------------	---------------------------	------------------------------------	-----------------------------------	-------	------------------------------------	-------	------------------------------------	-----------------

T
N
S
-TC
C

578-RIO GRANDE COMPACT COMMISSION-Other Services Unadjusted Goal is 33.0%

FUND TYPE	TOTAL EXPENDITURES	TOTAL SPENT WITH NON-HUBS	TOTAL SPENT WITH **ADJ. HUBS 33.0%	ASIAN PACIFIC	BLACK	**ADJUSTED HUB GOAL 33.0% HISPANIC	NATIVE AMERICAN	WOMAN
-----------	--------------------	---------------------------	------------------------------------	---------------	-------	------------------------------------	-----------------	-------

T
N
S
-TC
C

\$233 \$233/100 %

\$233 \$233/100 %

579-RIO GRANDE COMPACT COMMISSION-Commodity Purchasing Unadjusted Goal is 12.6%

FUND TYPE	TOTAL EXPENDITURES	TOTAL SPENT WITH NON-HUBS	TOTAL SPENT WITH **ADJ. HUBS 11.5%	TOTAL SPENT WITH *OTHER HUBS 1.1%	BLACK	**ADJUSTED HUB GOAL 11.6% HISPANIC	WOMAN	*OTHER HUB GOAL 1.1% ASIAN PACIFIC	NATIVE AMERICAN
-----------	--------------------	---------------------------	------------------------------------	-----------------------------------	-------	------------------------------------	-------	------------------------------------	-----------------

T
N
S
-TC
C

\$1,464 \$1,464/100 %

\$759 \$759/100 %

\$704 \$704/100 %

DB = DEBIT (NEGATIVE AMOUNT) * = OTHER HUBS ** = ADJUSTED HUBS *** = DOLLARS REPORTED BUT NOT SHOWN IN THESE COLUMNS. SEE COVER LETTER PARA. 4
T=TREASURY, N=NON-TREASURY, S=SUBCONTRACTOR FUNDS & PADUREMENT CARD HUB PURCHASES, TC=TERM CONTRACT, C=CONSOLIDATED. SEE PAGE 4 OF HUB REPORT FOR FUND TYPE DESCRIPTION.

580-TEXAS WATER DEVELOPMENT BOARD-Heavy Construction Unadjusted Goal is 11.8%

FUND TYPE	TOTAL EXPENDITURES	TOTAL SPENT WITH NON-HUBS AMOUNT/%	TOTAL SPENT WITH **ADJ. HUBS 8.6% AMOUNT/%	TOTAL SPENT WITH *OTHER HUBS 3.2% AMOUNT/%	ASIAN PACIFIC AMOUNT/%	**ADJUSTED HUB GOAL 8.6% BLACK AMOUNT/%	HISPANIC AMOUNT/%	NATIVE AMERICAN AMOUNT/%	*OTHER HUB GOAL 5.3% WOMAN AMOUNT/%
-----------	--------------------	------------------------------------	--	--	------------------------	--	-------------------	--------------------------	--

T
N
S
-TC

C

580-TEXAS WATER DEVELOPMENT BOARD-Building Construction Unadjusted Goal is 26.1%

FUND TYPE	TOTAL EXPENDITURES	TOTAL SPENT WITH NON-HUBS	TOTAL SPENT WITH **ADJ. HUBS 25.1%	TOTAL SPENT WITH *OTHER HUBS 1.0%	BLACK	**ADJUSTED HUB GOAL 26.1% HISPANIC	WOMAN	*OTHER HUB GOAL 1.0% ASIAN PACIFIC	NATIVE AMERICAN
-----------	--------------------	---------------------------	------------------------------------	-----------------------------------	-------	---------------------------------------	-------	---------------------------------------	-----------------

T
N
S
-TC

C

580-TEXAS WATER DEVELOPMENT BOARD-Special Trade Unadjusted Goal is 57.2%

FUND TYPE	TOTAL EXPENDITURES	TOTAL SPENT WITH NON-HUBS	TOTAL SPENT WITH **ADJ. HUBS 57.0%	TOTAL SPENT WITH *OTHER HUBS 10.2%	BLACK	**ADJUSTED HUB GOAL 57.0% HISPANIC	ASIAN PACIFIC	*OTHER HUB GOAL 10.2% NATIVE AMERICAN	WOMAN
-----------	--------------------	---------------------------	------------------------------------	------------------------------------	-------	---------------------------------------	---------------	--	-------

T
N
S
-TC

C

580-TEXAS WATER DEVELOPMENT BOARD-Professional Services Unadjusted Goal is 20.0%

FUND TYPE	TOTAL EXPENDITURES	TOTAL SPENT WITH NON-HUBS	TOTAL SPENT WITH **ADJ. HUBS 19.1%	TOTAL SPENT WITH *OTHER HUBS 1.9%	BLACK	**ADJUSTED HUB GOAL 20.0% HISPANIC	WOMAN	*OTHER HUB GOAL 1.9% ASIAN PACIFIC	NATIVE AMERICAN
-----------	--------------------	---------------------------	------------------------------------	-----------------------------------	-------	---------------------------------------	-------	---------------------------------------	-----------------

T
N
S
-TC

C

580-TEXAS WATER DEVELOPMENT BOARD-Other Services Unadjusted Goal is 33.0%

FUND TYPE	TOTAL EXPENDITURES	TOTAL SPENT WITH NON-HUBS	TOTAL SPENT WITH **ADJ. HUBS 33.0%	ASIAN PACIFIC	**ADJUSTED HUB GOAL 33.0% BLACK	HISPANIC	NATIVE AMERICAN	WOMAN
-----------	--------------------	---------------------------	------------------------------------	---------------	------------------------------------	----------	-----------------	-------

T
N
S
-TC

C

580-TEXAS WATER DEVELOPMENT BOARD-Commodity Purchasing Unadjusted Goal is 12.6%

FUND TYPE	TOTAL EXPENDITURES	TOTAL SPENT WITH NON-HUBS	TOTAL SPENT WITH **ADJ. HUBS 11.3%	TOTAL SPENT WITH *OTHER HUBS 1.3%	BLACK	**ADJUSTED HUB GOAL 12.6% HISPANIC	WOMAN	*OTHER HUB GOAL 1.1% ASIAN PACIFIC	NATIVE AMERICAN
-----------	--------------------	---------------------------	------------------------------------	-----------------------------------	-------	---------------------------------------	-------	---------------------------------------	-----------------

T
N
S
-TC

C

DB = DEBIT (NEGATIVE AMOUNT) * = OTHER HUBS ** = ADJUSTED HUBS *** = DOLLARS REPORTED BUT NOT SHOWN IN THESE COLUMNS. SEE COVER LETTER PARA. 4
T-TREASURY, N=NON-TREASURY, S-SUBCONTRACTOR FUNDS & PROCUREMENT CARD HUB PURCHASES, TC-TERM CONTRACT, C=CONSOLIDATED. SEE PAGE 4 OF HUB REPORT FOR FUND TYPE DESCRIPTION.

582-TEXAS NATURAL RESOURCE CONSERV COMM-Heavy Construction Unadjusted Goal is 11.9%

FUND TYPE	TOTAL EXPENDITURES	TOTAL SPENT WITH NON-HUBS AMOUNT/%	TOTAL SPENT WITH **ADJ. HUBS 6.6% AMOUNT/%	TOTAL SPENT WITH *OTHER HUBS 5.3% AMOUNT/%	ASIAN PACIFIC AMOUNT/%	BLACK AMOUNT/%	HISPANIC AMOUNT/%	NATIVE AMERICAN AMOUNT/%	*OTHER HUB GOAL 5.3% WOMAN AMOUNT/%
T	\$19,658	\$19,658/100 %							
N									
S									
-TC									
C	\$19,658	\$19,658/100 %							

582-TEXAS NATURAL RESOURCE CONSERV COMM-Building Construction Unadjusted Goal is 26.1%

FUND TYPE	TOTAL EXPENDITURES	TOTAL SPENT WITH NON-HUBS	TOTAL SPENT WITH **ADJ. HUBS 26.1%	TOTAL SPENT WITH *OTHER HUBS 1.0%	BLACK	HISPANIC	WOMAN	*OTHER HUB GOAL 1.0% ASIAN PACIFIC NATIVE AMERICAN
T								
N								
S								
-TC								
C								

582-TEXAS NATURAL RESOURCE CONSERV COMM-Special Trade Unadjusted Goal is 57.2%

FUND TYPE	TOTAL EXPENDITURES	TOTAL SPENT WITH NON-HUBS	TOTAL SPENT WITH **ADJ. HUBS 47.0%	TOTAL SPENT WITH *OTHER HUBS 10.2%	BLACK	HISPANIC	WOMAN	*OTHER HUB GOAL 10.2% ASIAN PACIFIC NATIVE AMERICAN
T	\$922,468	\$811,647/87.9%	\$104,521/11.3%	\$6,300/.682%		\$104,521/11.3%		\$6,300/.682%
N								
S				\$259/.840%				\$259/.840%
-TC	\$27,551	\$27,292/99.0%						
C	\$894,917	\$784,355/87.6%	\$104,521/11.6%	\$6,041/.675%		\$104,521/11.6%		\$6,041/.675%

582-TEXAS NATURAL RESOURCE CONSERV COMM-Professional Services Unadjusted Goal is 20.0%

FUND TYPE	TOTAL EXPENDITURES	TOTAL SPENT WITH NON-HUBS	TOTAL SPENT WITH **ADJ. HUBS 18.1%	TOTAL SPENT WITH *OTHER HUBS 1.9%	BLACK	HISPANIC	WOMAN	*OTHER HUB GOAL 1.9% ASIAN PACIFIC NATIVE AMERICAN
T	\$7,793,747	\$7,793,747/100 %						
N								
S	***	***	\$918,403/11.8%	\$136,464/1.79%	\$65,954/.854%	\$426,081/5.83%	\$417,367/5.40%	\$74,485/.964%
-TC								\$63,979/.828%
C	\$7,793,747	\$7,793,747/100 %	\$918,403/11.7%	\$136,464/1.77%	\$65,954/.848%	\$435,041/5.58%	\$417,367/5.35%	\$74,485/.958%

582-TEXAS NATURAL RESOURCE CONSERV COMM-Other Services Unadjusted Goal is 33.0%

FUND TYPE	TOTAL EXPENDITURES	TOTAL SPENT WITH NON-HUBS	TOTAL SPENT WITH **ADJ. HUBS 33.0%	ASIAN PACIFIC	BLACK	HISPANIC	NATIVE AMERICAN	WOMAN
T	\$29,174,769	\$26,300,604/90.1%	\$2,874,165/9.85%	\$728,165/2.48%	\$18,697/.064%	\$576,352/1.97%		\$1,550,749/5.31%
N								
S	***	***	\$4,415,801/16.8%	\$85,353/.326%	\$174,928/.672%	\$1,238,542/4.76%		\$2,916,976/11.2%
-TC	\$538,002	\$526,429/98.2%	\$9,672/1.77%					\$9,672/1.77%
C	\$28,636,767	\$26,772,174/89.9%	\$7,260,414/26.4%	\$813,538/2.84%	\$193,827/.678%	\$1,814,884/6.33%		\$4,456,154/15.5%

582-TEXAS NATURAL RESOURCE CONSERV COMM-Commodity Purchasing Unadjusted Goal is 12.6%

FUND TYPE	TOTAL EXPENDITURES	TOTAL SPENT WITH NON-HUBS	TOTAL SPENT WITH **ADJ. HUBS 11.5%	TOTAL SPENT WITH *OTHER HUBS 1.1%	BLACK	HISPANIC	WOMAN	*OTHER HUB GOAL 1.1% ASIAN PACIFIC NATIVE AMERICAN
T	\$10,734,916	\$8,432,762/78.6%	\$1,849,966/18.1%	\$352,187/3.28%	\$30,563/.284%	\$128,401/1.20%	\$1,790,021/16.6%	\$352,167/3.28%
N								
S	***	***	\$52,353/2.80%	\$2,835/.141%	\$7,850/.420%	\$17,610/.942%	\$26,892/1.43%	\$2,635/.141%
-TC	\$1,357,882	\$1,305,876/96.4%	\$54,621/3.99%	\$7,284/.532%	\$11,864/.867%	\$4,874/.356%	\$37,882/2.76%	\$7,284/.532%
C	\$9,377,034	\$7,126,785/76.0%	\$1,847,718/20.7%	\$347,518/3.71%	\$26,549/.283%	\$142,138/1.51%	\$1,778,031/18.6%	\$347,518/3.71%

DB = DEBIT (NEGATIVE AMOUNT) * = OTHER HUBS ** = ADJUSTED HUBS *** = DOLLARS REPORTED BUT NOT SHOWN IN THESE COLUMNS. SEE COVER LETTER PARA. 4
T-TREASURY, N=NON-TREASURY, S=SUBCONTRACTOR FUNDS & PROCUREMENT CARD HUB PURCHASES, TC=TERM CONTRACT, C=CONSOLIDATED. SEE PAGE 4 OF HUB REPORT FOR FUND TYPE DESCRIPTION.

FUND TYPE	TOTAL EXPENDITURES	TOTAL SPENT WITH NON-HUBS AMOUNT/%	592-SDIL & WATER CONSERVATION BOARD-Heavy Construction Unadjusted Goal is 11.9%		**ADJUSTED HUB GOAL 8.6%				*OTHER HUB GOAL 5.3% WOMAN AMOUNT/%
			TOTAL SPENT WITH **ADJ. HUBS 8.6% AMOUNT/%	TOTAL SPENT WITH *OTHER HUBS 5.3% AMOUNT/%	ASIAN PACIFIC AMOUNT/%	BLACK AMOUNT/%	HISPANIC AMOUNT/%	NATIVE AMERICAN AMOUNT/%	

T
N
S
-TC

C

FUND TYPE	TOTAL EXPENDITURES	TOTAL SPENT WITH NON-HUBS	592-SDIL & WATER CONSERVATION BOARD-Building Construction Unadjusted Goal is 25.1%		**ADJUSTED HUB GOAL 25.1%			*OTHER HUB GOAL 1.0%	
			TOTAL SPENT WITH **ADJ. HUBS 25.1%	TOTAL SPENT WITH *OTHER HUBS 1.0%	BLACK	HISPANIC	WOMAN	ASIAN PACIFIC	NATIVE AMERICAN

T
N
S
-TC

C

FUND TYPE	TOTAL EXPENDITURES	TOTAL SPENT WITH NON-HUBS	592-SDIL & WATER CONSERVATION BOARD-Special Trade Unadjusted Goal is 57.2%		**ADJUSTED HUB GOAL 47.0%		*OTHER HUB GOAL 10.2%		
			TOTAL SPENT WITH **ADJ. HUBS 47.0%	TOTAL SPENT WITH *OTHER HUBS 10.2%	BLACK	HISPANIC	ASIAN PACIFIC	NATIVE AMERICAN	WOMAN

T
N
S
-TC

C

FUND TYPE	TOTAL EXPENDITURES	TOTAL SPENT WITH NON-HUBS	592-SDIL & WATER CONSERVATION BOARD-Professional Services Unadjusted Goal is 20.0%		**ADJUSTED HUB GOAL 18.1%			*OTHER HUB GOAL 1.5%	
			TOTAL SPENT WITH **ADJ. HUBS 18.1%	TOTAL SPENT WITH *OTHER HUBS 1.5%	BLACK	HISPANIC	WOMAN	ASIAN PACIFIC	NATIVE AMERICAN

T
N
S
-TC

C \$7,855 \$7,855/100 %

FUND TYPE	TOTAL EXPENDITURES	TOTAL SPENT WITH NON-HUBS	592-SDIL & WATER CONSERVATION BOARD-Other Services Unadjusted Goal is 23.0%		**ADJUSTED HUB GOAL 33.0%				
			TOTAL SPENT WITH **ADJ. HUBS 33.0%	TOTAL SPENT WITH *OTHER HUBS 1.8%	ASIAN PACIFIC	BLACK	HISPANIC	NATIVE AMERICAN	WOMAN

T
N
S
-TC

C \$371,269 \$371,182/99.9% \$87/.023% \$87/.023%

FUND TYPE	TOTAL EXPENDITURES	TOTAL SPENT WITH NON-HUBS	592-SDIL & WATER CONSERVATION BOARD-Commodity Purchasing Unadjusted Goal is 12.6%		**ADJUSTED HUB GOAL 11.5%			*OTHER HUB GOAL 1.1%	
			TOTAL SPENT WITH **ADJ. HUBS 11.5%	TOTAL SPENT WITH *OTHER HUBS 1.1%	BLACK	HISPANIC	WOMAN	ASIAN PACIFIC	NATIVE AMERICAN

T
N
S
-TC

C \$19,625 \$13,770/70.1% \$6,855/29.8% \$488/2.48% \$5,367/27.3%

DB = DEBIT (NEGATIVE AMOUNT) * = OTHER HUBS ** = ADJUSTED HUBS *** = DOLLARS REPORTED BUT NOT SHOWN IN THESE COLUMNS. SEE COVER LETTER PARA. 4
T-TREASURY, N-NON-TREASURY, S-SUBCONTRACTOR FUNDS & PROCUREMENT CARD HUB PURCHASES, TC-TERM CONTRACT, C-CONSOLIDATED. SEE PAGE 4 OF HUB REPORT FOR FUND TYPE DESCRIPTION.

595-Red River Compact Commission-Heavy Construction Unadjusted Goal is 11.3%

FUND TYPE	TOTAL EXPENDITURES	TOTAL SPENT WITH NON-HUBS AMOUNT/%	TOTAL SPENT WITH **ADJ. HUBS 6.6%	TOTAL SPENT WITH *OTHER HUBS 6.3%	ASIAN PACIFIC AMOUNT/%	**ADJUSTED HUB GOAL 6.6%	BLACK AMOUNT/%	HISPANIC AMOUNT/%	NATIVE AMERICAN AMOUNT/%	*OTHER HUB GOAL 5.3% WOMAN AMOUNT/%
-----------	--------------------	------------------------------------	-----------------------------------	-----------------------------------	------------------------	--------------------------	----------------	-------------------	--------------------------	-------------------------------------

T
N
S
-TC

C

596-Red River Compact Commission-Building Construction Unadjusted Goal is 26.1%

FUND TYPE	TOTAL EXPENDITURES	TOTAL SPENT WITH NON-HUBS	TOTAL SPENT WITH **ADJ. HUBS 25.1%	TOTAL SPENT WITH *OTHER HUBS 1.0%	BLACK	**ADJUSTED HUB GOAL 26.1%	HISPANIC	WOMAN	ASIAN PACIFIC	NATIVE AMERICAN
-----------	--------------------	---------------------------	------------------------------------	-----------------------------------	-------	---------------------------	----------	-------	---------------	-----------------

T
N
S
-TC

C

598-Red River Compact Commission-Special Trade unadjusted Goal is 67.2%

FUND TYPE	TOTAL EXPENDITURES	TOTAL SPENT WITH NON-HUBS	TOTAL SPENT WITH **ADJ. HUBS 47.0%	TOTAL SPENT WITH *OTHER HUBS 10.2%	BLACK	**ADJUSTED HUB GOAL 47.0%	HISPANIC	ASIAN PACIFIC	NATIVE AMERICAN	WOMAN
-----------	--------------------	---------------------------	------------------------------------	------------------------------------	-------	---------------------------	----------	---------------	-----------------	-------

T
N
S
-TC

C

598-Red River Compact Commission-Professional Services Unadjusted Goal is 20.0%

FUND TYPE	TOTAL EXPENDITURES	TOTAL SPENT WITH NON-HUBS	TOTAL SPENT WITH **ADJ. HUBS 18.1%	TOTAL SPENT WITH *OTHER HUBS 1.9%	BLACK	**ADJUSTED HUB GOAL 18.1%	HISPANIC	WOMAN	ASIAN PACIFIC	NATIVE AMERICAN
-----------	--------------------	---------------------------	------------------------------------	-----------------------------------	-------	---------------------------	----------	-------	---------------	-----------------

T
N
S
-TC

C

598-Red River Compact Commission-Other Services Unadjusted Goal is 33.0%

FUND TYPE	TOTAL EXPENDITURES	TOTAL SPENT WITH NON-HUBS	TOTAL SPENT WITH **ADJ. HUBS 29.0%	**ADJUSTED HUB GOAL 33.0%	ASIAN PACIFIC	BLACK	HISPANIC	NATIVE AMERICAN	WOMAN
-----------	--------------------	---------------------------	------------------------------------	---------------------------	---------------	-------	----------	-----------------	-------

T
N
S
-TC

C

\$900
\$900/100 %
\$900
\$900/100 %

598-Red River Compact Commission-Commodity Purchasing Unadjusted Goal is 12.6%

FUND TYPE	TOTAL EXPENDITURES	TOTAL SPENT WITH NON-HUBS	TOTAL SPENT WITH **ADJ. HUBS 11.3%	TOTAL SPENT WITH *OTHER HUBS 1.3%	BLACK	**ADJUSTED HUB GOAL 11.6%	HISPANIC	WOMAN	ASIAN PACIFIC	NATIVE AMERICAN
-----------	--------------------	---------------------------	------------------------------------	-----------------------------------	-------	---------------------------	----------	-------	---------------	-----------------

T
N
S
-TC

C

DB = DEBIT (NEGATIVE AMOUNT) * = OTHER HUBS ** = ADJUSTED HUBS *** = DOLLARS REPORTED BUT NOT SHOWN IN THESE COLUMNS. SEE COVER LETTER PARA. 4
T-TREASURY, N=NON-TREASURY, S-SUBCONTRACTOR FUNDS & PROCUREMENT CARD HUB PURCHASES, TC-TERM CONTRACT, C-CONSOLIDATED. SEE PAGE 4 OF HUB REPORT FOR FUND TYPE DESCRIPTION.

598-CANADIAN RIVER COMPACT COMMISSION-Heavy Construction Unadjusted Goal is 11.9%

FUND TYPE	TOTAL EXPENDITURES	TOTAL SPENT WITH NON-HUBS AMOUNT/%	TOTAL SPENT WITH **ADJ. HUBS 8.8%	TOTAL SPENT WITH *OTHER HUBS 3.1%	**ADJUSTED HUB GOAL 8.6%				*OTHER HUB GOAL 5.3% WOMAN AMOUNT/%
					ASIAN PACIFIC AMOUNT/%	BLACK AMOUNT/%	HISPANIC AMOUNT/%	NATIVE AMERICAN AMOUNT/%	

T
N
S
-TC

C

598-CANADIAN RIVER COMPACT COMMISSION-Building Construction Unadjusted Goal is 26.1%

FUND TYPE	TOTAL EXPENDITURES	TOTAL SPENT WITH NON-HUBS	TOTAL SPENT WITH **ADJ. HUBS 25.1%	TOTAL SPENT WITH *OTHER HUBS 1.0%	**ADJUSTED HUB GOAL 26.1%			*OTHER HUB GOAL 1.0%	
					BLACK	HISPANIC	WOMAN	ASIAN PACIFIC	NATIVE AMERICAN

T
N
S
-TC

C

598-CANADIAN RIVER COMPACT COMMISSION-Special Trade Unadjusted Goal is 57.2%

FUND TYPE	TOTAL EXPENDITURES	TOTAL SPENT WITH NON-HUBS	TOTAL SPENT WITH **ADJ. HUBS 47.0%	TOTAL SPENT WITH *OTHER HUBS 10.2%	**ADJUSTED HUB GOAL 47.0%		*OTHER HUB GOAL 10.2%		
					BLACK	HISPANIC	ASIAN PACIFIC	NATIVE AMERICAN	WOMAN

T
N
S
-TC

C

598-CANADIAN RIVER COMPACT COMMISSION-Professional Services Unadjusted Goal is 20.0%

FUND TYPE	TOTAL EXPENDITURES	TOTAL SPENT WITH NON-HUBS	TOTAL SPENT WITH **ADJ. HUBS 18.1%	TOTAL SPENT WITH *OTHER HUBS 1.9%	**ADJUSTED HUB GOAL 18.1%			*OTHER HUB GOAL 1.9%	
					BLACK	HISPANIC	WOMAN	ASIAN PACIFIC	NATIVE AMERICAN

T
N
S
-TC

C

598-CANADIAN RIVER COMPACT COMMISSION-Other Services Unadjusted Goal is 33.0%

FUND TYPE	TOTAL EXPENDITURES	TOTAL SPENT WITH NON-HUBS	TOTAL SPENT WITH **ADJ. HUBS 23.0%	**ADJUSTED HUB GOAL 33.0%				
				ASIAN PACIFIC	BLACK	HISPANIC	NATIVE AMERICAN	WOMAN

T
N
S
-TC

C

598-CANADIAN RIVER COMPACT COMMISSION-Commodity Purchasing Unadjusted Goal is 12.6%

FUND TYPE	TOTAL EXPENDITURES	TOTAL SPENT WITH NON-HUBS	TOTAL SPENT WITH **ADJ. HUBS 11.5%	TOTAL SPENT WITH *OTHER HUBS 1.1%	**ADJUSTED HUB GOAL 11.6%			*OTHER HUB GOAL 1.1%	
					BLACK	HISPANIC	WOMAN	ASIAN PACIFIC	NATIVE AMERICAN

T
N
S
-TC

C

DB = DEBIT (NEGATIVE AMOUNT) * = OTHER HUBS ** = ADJUSTED HUBS *** = DOLLARS REPORTED BUT NOT SHOWN IN THESE COLUMNS. SEE COVER LETTER PARA. 4
T=TREASURY, N=NON-TREASURY, S=SUBCONTRACTOR FUNDS & PROCUREMENT CARD HUB PURCHASES, TC=TERM CONTRACT, C=CONSOLIDATED. SEE PAGE 4 OF HUB REPORT FOR FUND TYPE DESCRIPTION.

599-PECOS RIVER COMPACT COMMISSION-Heavy Construction Unadjusted Goal is 11.9%

FUND TYPE	TOTAL EXPENDITURES	TOTAL SPENT WITH NON-HUBS AMOUNT/%	TOTAL SPENT WITH **ADJ. HUBS 6.9% AMOUNT/%	TOTAL SPENT WITH *OTHER HUBS 5.0% AMOUNT/%	ASIAN PACIFIC AMOUNT/%	**ADJUSTED HUB GOAL 6.6% BLACK AMOUNT/%	HISPANIC AMOUNT/%	NATIVE AMERICAN AMOUNT/%	*OTHER HUB GOAL 5.3% WOMAN AMOUNT/%
-----------	--------------------	------------------------------------	--	--	------------------------	--	-------------------	--------------------------	--

T
N
S
-TC

C

599-PECOS RIVER COMPACT COMMISSION-Building Construction Unadjusted Goal is 26.1%

FUND TYPE	TOTAL EXPENDITURES	TOTAL SPENT WITH NON-HUBS	TOTAL SPENT WITH **ADJ. HUBS 25.1%	TOTAL SPENT WITH *OTHER HUBS 1.0%	BLACK	**ADJUSTED HUB GOAL 25.1% HISPANIC	WOMAN	*OTHER HUB GOAL 1.0% ASIAN PACIFIC	NATIVE AMERICAN
-----------	--------------------	---------------------------	------------------------------------	-----------------------------------	-------	---------------------------------------	-------	---------------------------------------	-----------------

T
N
S
-TC

C

599-PECOS RIVER COMPACT COMMISSION-Special Trade Unadjusted Goal is 57.2%

FUND TYPE	TOTAL EXPENDITURES	TOTAL SPENT WITH NON-HUBS	TOTAL SPENT WITH **ADJ. HUBS 47.0%	TOTAL SPENT WITH *OTHER HUBS 10.2%	BLACK	**ADJUSTED HUB GOAL 47.0% HISPANIC	ASIAN PACIFIC	NATIVE AMERICAN	WOMAN
-----------	--------------------	---------------------------	------------------------------------	------------------------------------	-------	---------------------------------------	---------------	-----------------	-------

T
N
S
-TC

C

599-PECOS RIVER COMPACT COMMISSION-Professional Services Unadjusted Goal is 20.0%

FUND TYPE	TOTAL EXPENDITURES	TOTAL SPENT WITH NON-HUBS	TOTAL SPENT WITH **ADJ. HUBS 15.1%	TOTAL SPENT WITH *OTHER HUBS 4.9%	BLACK	**ADJUSTED HUB GOAL 15.1% HISPANIC	WOMAN	*OTHER HUB GOAL 4.8% ASIAN PACIFIC	NATIVE AMERICAN
-----------	--------------------	---------------------------	------------------------------------	-----------------------------------	-------	---------------------------------------	-------	---------------------------------------	-----------------

T
N
S
-TC

C

599-PECOS RIVER COMPACT COMMISSION-Other Services Unadjusted Goal is 33.0%

FUND TYPE	TOTAL EXPENDITURES	TOTAL SPENT WITH NON-HUBS	TOTAL SPENT WITH **ADJ. HUBS 33.0%	ASIAN PACIFIC	**ADJUSTED HUB GOAL 33.0% BLACK	HISPANIC	NATIVE AMERICAN	WOMAN
-----------	--------------------	---------------------------	------------------------------------	---------------	------------------------------------	----------	-----------------	-------

T
N
S
-TC

C

599-PECOS RIVER COMPACT COMMISSION-Commodity Purchasing Unadjusted Goal is 12.6%

FUND TYPE	TOTAL EXPENDITURES	TOTAL SPENT WITH NON-HUBS	TOTAL SPENT WITH **ADJ. HUBS 11.5%	TOTAL SPENT WITH *OTHER HUBS 1.1%	BLACK	**ADJUSTED HUB GOAL 11.6% HISPANIC	WOMAN	*OTHER HUB GOAL 1.1% ASIAN PACIFIC	NATIVE AMERICAN
-----------	--------------------	---------------------------	------------------------------------	-----------------------------------	-------	---------------------------------------	-------	---------------------------------------	-----------------

T
N
S
-TC

C

DB = DEBIT (NEGATIVE AMOUNT) * = OTHER HUBS ** = ADJUSTED HUBS *** = DOLLARS REPORTED BUT NOT SHOWN IN THESE COLUMNS. SEE COVER LETTER PARA. 4
T=TREASURY, N=NON-TREASURY, S=SUBCONTRACTOR FUNDS & PROCUREMENT CARD HUB PURCHASES, TC=TERM CONTRACT, C=CONSOLIDATED. SEE PAGE 4 OF HUB REPORT FOR FUND TYPE DESCRIPTION.

601-TEXAS DEPARTMENT OF TRANSPORTATION-Heavy Construction Unadjusted Goal is 11.9%

FUND TYPE	TOTAL EXPENDITURES	TOTAL SPENT WITH NON-HUBS AMOUNT/%	TOTAL SPENT WITH **ADJ. HUBS 6.6% AMOUNT/%	TOTAL SPENT WITH *OTHER HUBS 6.3% AMOUNT/%	**ADJUSTED HUB GOAL 6.6%			*OTHER HUB GOAL 5.3%	
					ASIAN PACIFIC AMOUNT/%	BLACK AMOUNT/%	HISPANIC AMOUNT/%	NATIVE AMERICAN AMOUNT/%	WOMAN AMOUNT/%
T	\$1,602,719,308	\$1,559,464,758/97.3%	\$24,682,502/1.53%	\$18,592,048/1.18%	\$8,332,141/.619%	\$820,655/.051%	\$16,210,747/.949%	\$298,958/.018%	\$18,592,048/1.18%
N									
S	***	***	\$76,945,746/5.27%	\$47,139,577/3.14%	\$3,085,262/.206%	\$4,781,660/.318%	\$88,383,868/4.56%	\$2,684,967/.178%	\$47,139,577/3.14%
-TC	\$348,033	\$347,933/99.9%	\$100/.028%			\$100/.028%			
C	\$1,602,371,276	\$1,559,116,825/97.3%	\$103,605,149/6.46%	\$65,731,625/4.10%	\$11,417,393/.712%	\$5,602,216/.348%	\$83,804,613/5.21%	\$2,883,926/.186%	\$65,731,625/4.10%

601-TEXAS DEPARTMENT OF TRANSPORTATION-Building Construction Unadjusted Goal is 26.1%

FUND TYPE	TOTAL EXPENDITURES	TOTAL SPENT WITH NON-HUBS	TOTAL SPENT WITH **ADJ. HUBS 25.1%	TOTAL SPENT WITH *OTHER HUBS 1.0%	**ADJUSTED HUB GOAL 25.1%			*OTHER HUB GOAL 1.0%	
					BLACK	HISPANIC	WOMAN	ASIAN PACIFIC	NATIVE AMERICAN
T	\$5,994,468	\$5,398,386/90.0%	\$596,082/9.94%			\$596,082/9.94%			
N									
S									
-TC									
C	\$5,994,468	\$5,398,386/90.0%	\$596,082/9.94%			\$596,082/9.94%			

601-TEXAS DEPARTMENT OF TRANSPORTATION-Special Trade Unadjusted Goal is 57.2%

FUND TYPE	TOTAL EXPENDITURES	TOTAL SPENT WITH NON-HUBS	TOTAL SPENT WITH **ADJ. HUBS 47.0%	TOTAL SPENT WITH *OTHER HUBS 10.2%	**ADJUSTED HUB GOAL 47.0%			*OTHER HUB GOAL 10.2%	
					BLACK	HISPANIC	WOMAN	ASIAN PACIFIC	NATIVE AMERICAN
T	\$3,121,402	\$2,911,882/93.2%	\$120,845/3.87%	\$88,574/2.83%	\$1,973/.063%	\$118,971/3.81%		\$3,682/.118%	\$84,891/2.71%
N									
S									
-TC	\$69,963	\$54,823/78.3%	\$15,140/21.6%		\$42/.060%	\$15,092/21.5%			
C	\$3,051,438	\$2,857,059/93.8%	\$105,805/3.48%	\$88,574/2.80%	\$1,931/.063%	\$103,873/3.40%		\$3,682/.120%	\$84,891/2.78%

601-TEXAS DEPARTMENT OF TRANSPORTATION-Professional Services Unadjusted Goal is 20.0%

FUND TYPE	TOTAL EXPENDITURES	TOTAL SPENT WITH NON-HUBS	TOTAL SPENT WITH **ADJ. HUBS 18.1%	TOTAL SPENT WITH *OTHER HUBS 1.8%	**ADJUSTED HUB GOAL 18.1%			*OTHER HUB GOAL 1.8%	
					BLACK	HISPANIC	WOMAN	ASIAN PACIFIC	NATIVE AMERICAN
T	\$102,278,371	\$91,553,739/89.5%	\$5,847,866/5.71%	\$4,876,966/4.76%	\$216,488/.211%	\$4,505,090/4.40%	\$1,128,085/1.10%	\$4,478,966/4.76%	
N									
S	***	***	\$10,462,250/10.2%	\$2,217,940/2.17%	\$747,776/.734%	\$7,337,781/7.20%	\$2,378,693/2.33%	\$2,217,569/2.17%	\$370/.000%
-TC	\$10	\$10/100%							
C	\$102,278,361	\$91,553,728/89.5%	\$16,309,916/15.8%	\$7,094,906/6.93%	\$984,265/.942%	\$11,842,872/11.5%	\$3,502,778/3.42%	\$7,084,535/6.93%	\$370/.000%

601-TEXAS DEPARTMENT OF TRANSPORTATION-Other Services Unadjusted Goal is 33.0%

FUND TYPE	TOTAL EXPENDITURES	TOTAL SPENT WITH NON-HUBS	TOTAL SPENT WITH **ADJ. HUBS 33.0%	**ADJUSTED HUB GOAL 33.0%				
				ASIAN PACIFIC	BLACK	HISPANIC	NATIVE AMERICAN	WOMAN
T	\$79,363,091	\$65,727,362/82.7%	\$13,655,728/17.2%	\$2,188,162/2.77%	\$1,756,880/2.21%	\$3,338,370/4.20%	\$1,731/.002%	\$6,161,882/8.01%
N								
S								
-TC	\$1,986,266	\$1,867,033/93.9%	\$119,233/5.00%			\$7,570/.381%	\$60,068/2.52%	\$61,695/3.10%
C	\$77,396,825	\$63,860,329/82.5%	\$13,536,495/17.4%	\$2,188,162/2.84%	\$1,749,309/2.28%	\$3,286,304/4.24%	\$1,731/.002%	\$6,288,986/8.13%

601-TEXAS DEPARTMENT OF TRANSPORTATION-Commodity Purchasing Unadjusted Goal is 12.6%

FUND TYPE	TOTAL EXPENDITURES	TOTAL SPENT WITH NON-HUBS	TOTAL SPENT WITH **ADJ. HUBS 11.5%	TOTAL SPENT WITH *OTHER HUBS 1.1%	**ADJUSTED HUB GOAL 11.5%			*OTHER HUB GOAL 1.1%	
					BLACK	HISPANIC	WOMAN	ASIAN PACIFIC	NATIVE AMERICAN
T	\$114,988,348	\$104,319,458/90.7%	\$4,018,474/3.48%	\$6,648,414/5.78%	\$200,961/.174%	\$732,385/.636%	\$3,086,117/2.68%	\$6,618,516/5.75%	\$30,898/.028%
N									
S	***	***	\$137,026/2.33%	\$4,268/.073%	\$7,114/.121%	\$18,178/.327%	\$110,735/1.88%	\$2,707/.046%	\$1,580/.027%
-TC	\$23,520,333	\$22,494,865/95.6%	\$868,934/3.69%	\$156,533/.865%	\$20,670/.087%	\$46,298/.186%	\$802,067/3.41%	\$156,533/.865%	
C	\$91,468,015	\$81,824,594/89.4%	\$3,287,968/3.59%	\$8,487,169/7.10%	\$147,505/.205%	\$705,276/.771%	\$2,384,785/2.61%	\$6,484,690/7.08%	\$32,478/.035%

09 = DEBIT (NEGATIVE AMOUNT) * = OTHER HUBS ** = ADJUSTED HUBS *** = DOLLARS REPORTED BUT NOT SHOWN IN THESE COLUMNS. SEE COVER LETTER PARA. 4
T=TREASURY, N=NON-TREASURY, S=SUBCONTRACTOR FUNDS & PROCUREMENT CARD HUB PURCHASES, TC=TERM CONTRACT, C=CONSOLIDATED. SEE PAGE 4 OF HUB REPORT FOR FUND TYPE DESCRIPTION.

655-TX DEPT MENTAL HEALTH/RETARDATION-Heavy Construction Unadjusted Goal is 11.8%

FUND TYPE	TOTAL EXPENDITURES	TOTAL SPENT WITH NON-HUBS AMOUNT/%	TOTAL SPENT WITH ADJ. HUBS 6.5% AMOUNT/%	TOTAL SPENT WITH OTHER HUBS 5.3% AMOUNT/%	ASIAN PACIFIC AMOUNT/%	**ADJUSTED HUB GOAL 6.6% BLACK AMOUNT/%	HISPANIC AMOUNT/%	NATIVE AMERICAN AMOUNT/%	*OTHER HUB GOAL 5.3% WOMAN AMOUNT/%
T	\$36,024	\$23,086/64.0%	\$12,938/35.9%			\$4,677/12.9%	\$8,261/22.9%		
N									
S									
-TC									
C	\$36,024	\$23,086/64.0%	\$12,938/35.9%			\$4,677/12.9%	\$8,261/22.9%		

655-TX DEPT MENTAL HEALTH/RETARDATION-Building Construction Unadjusted Goal is 26.1%

FUND TYPE	TOTAL EXPENDITURES	TOTAL SPENT WITH NON-HUBS	TOTAL SPENT WITH ADJ. HUBS 25.1%	TOTAL SPENT WITH OTHER HUBS 1.0%	BLACK	**ADJUSTED HUB GOAL 25.1% HISPANIC	WOMAN	*OTHER HUB GOAL 1.0% ASIAN PACIFIC NATIVE AMERICAN
T	\$48,701	\$48,701/100%						
N								
S								
-TC								
C	\$48,701	\$48,701/100%						

655-TX DEPT MENTAL HEALTH/RETARDATION-Special Trade Unadjusted Goal is 57.2%

FUND TYPE	TOTAL EXPENDITURES	TOTAL SPENT WITH NON-HUBS	TOTAL SPENT WITH ADJ. HUBS 47.0%	TOTAL SPENT WITH OTHER HUBS 10.2%	BLACK	**ADJUSTED HUB GOAL 47.0% HISPANIC	ASIAN PACIFIC	NATIVE AMERICAN	WOMAN
T	\$1,678,037	\$1,531,773/91.5%	\$67,231/3.04%	\$250,032/15.4%		\$57,231/3.04%	\$1,128/.060%		\$288,804/15.3%
N									
S									
-TC	\$7,100	\$4,830/68.0%	\$2,270/31.8%			\$2,270/31.9%			
C	\$1,671,936	\$1,526,943/91.5%	\$54,960/2.93%	\$250,032/15.4%		\$54,960/2.93%	\$1,128/.060%		\$288,904/15.4%

655-TX DEPT MENTAL HEALTH/RETARDATION-Professional Services Unadjusted Goal is 20.0%

FUND TYPE	TOTAL EXPENDITURES	TOTAL SPENT WITH NON-HUBS	TOTAL SPENT WITH ADJ. HUBS 18.1%	TOTAL SPENT WITH OTHER HUBS 1.9%	BLACK	**ADJUSTED HUB GOAL 18.1% HISPANIC	WOMAN	*OTHER HUB GOAL 1.9% ASIAN PACIFIC NATIVE AMERICAN
T	\$6,381,811	\$6,319,126/98.0%	\$62,686/.982%		\$12,690/.198%	\$19,321/.302%	\$30,676/.480%	
N								
S								
-TC	\$77,842	\$77,842/100%						
C	\$6,303,968	\$6,241,282/98.0%	\$62,686/.984%		\$12,690/.201%	\$19,321/.306%	\$30,676/.486%	

655-TX DEPT MENTAL HEALTH/RETARDATION-Other Services Unadjusted Goal is 33.0%

FUND TYPE	TOTAL EXPENDITURES	TOTAL SPENT WITH NON-HUBS	TOTAL SPENT WITH ADJ. HUBS 23.0%	ASIAN PACIFIC	BLACK	**ADJUSTED HUB GOAL 33.0% HISPANIC	NATIVE AMERICAN	WOMAN
T	\$9,389,888	\$8,888,886/91.4%	\$601,000/6.53%	\$3,235/.034%	\$20,315/.216%	\$156,358/1.68%	\$8,172/.087%	\$612,919/6.52%
N								
S								
-TC	\$79,163	\$77,038/87.3%	\$2,125/2.68%		\$311/.394%	\$204/.258%	\$1,201/1.51%	\$407/.515%
C	\$9,310,723	\$8,911,848/91.4%	\$398,875/4.28%	\$2,923/.031%	\$20,111/.218%	\$155,155/1.66%	\$8,172/.087%	\$612,611/6.57%

655-TX DEPT MENTAL HEALTH/RETARDATION-Commodity Purchasing Unadjusted Goal is 12.6%

FUND TYPE	TOTAL EXPENDITURES	TOTAL SPENT WITH NON-HUBS	TOTAL SPENT WITH ADJ. HUBS 11.5%	TOTAL SPENT WITH OTHER HUBS 1.1%	BLACK	**ADJUSTED HUB GOAL 11.6% HISPANIC	WOMAN	*OTHER HUB GOAL 1.1% ASIAN PACIFIC NATIVE AMERICAN
T	\$37,200,033	\$34,250,431/92.0%	\$2,920,602/7.84%	\$429,477/1.16%	\$483,638/1.28%	\$277,427/.745%	\$1,759,156/4.72%	\$414,563/1.11%
N								
S								
-TC	\$6,187,187	\$5,921,110/96.0%	\$203,729/3.30%	\$42,348/.688%	\$14,132/.230%	\$32,515/1.66%	\$77,272/3.88%	\$148/.007%
C	\$31,032,845	\$28,329,321/91.2%	\$2,440,314/7.86%	\$387,511/1.24%	\$468,204/1.56%	\$286,052/.921%	\$1,888,067/6.37%	\$373,275/1.20%

DB = DEBIT (NEGATIVE AMOUNT) * = OTHER HUBS ** = ADJUSTED HUBS *** = DOLLARS REPORTED BUT NOT SHOWN IN THESE COLUMNS. SEE COVER LETTER PARA. 4
T=TREASURY, N=NON-TREASURY, S=SUBCONTRACTOR FUNDS & PROCUREMENT CARD HUB PURCHASES, TC=TERM CONTRACT, C=CONSOLIDATED. SEE PAGE 4 OF HUB REPORT FOR FUND TYPE DESCRIPTION.

665-TEXAS JUVENILE PROBATION COMMISSION-Heavy Construction Unadjusted Goal is 11.9%

FUND TYPE	TOTAL EXPENDITURES	TOTAL SPENT WITH NON-HUBS AMOUNT/%	TOTAL SPENT WITH **ADJ. HUBS 6.8% AMOUNT/%	TOTAL SPENT WITH *OTHER HUBS 5.3% AMOUNT/%	ASIAN PACIFIC AMOUNT/%	BLACK AMOUNT/%	HISPANIC AMOUNT/%	NATIVE AMERICAN AMOUNT/%	*OTHER HUB GOAL 5.3% WOMAN AMOUNT/%
-----------	--------------------	------------------------------------	--	--	------------------------	----------------	-------------------	--------------------------	-------------------------------------

T
N
S
-TC

C

665-TEXAS JUVENILE PROBATION COMMISSION-Building Construction Unadjusted Goal is 26.1%

FUND TYPE	TOTAL EXPENDITURES	TOTAL SPENT WITH NON-HUBS	TOTAL SPENT WITH **ADJ. HUBS 25.1%	TOTAL SPENT WITH *OTHER HUBS 1.0%	BLACK	HISPANIC	WOMAN	ASIAN PACIFIC	NATIVE AMERICAN	*OTHER HUB GOAL 1.0%
-----------	--------------------	---------------------------	------------------------------------	-----------------------------------	-------	----------	-------	---------------	-----------------	----------------------

T
N
S
-TC

C

665-TEXAS JUVENILE PROBATION COMMISSION-Special Trade Unadjusted Goal is 57.2%

FUND TYPE	TOTAL EXPENDITURES	TOTAL SPENT WITH NON-HUBS	TOTAL SPENT WITH **ADJ. HUBS 47.0%	TOTAL SPENT WITH *OTHER HUBS 10.2%	BLACK	HISPANIC	ASIAN PACIFIC	NATIVE AMERICAN	WOMAN	*OTHER HUB GOAL 10.2%
-----------	--------------------	---------------------------	------------------------------------	------------------------------------	-------	----------	---------------	-----------------	-------	-----------------------

T
N
S
-TC

C

665-TEXAS JUVENILE PROBATION COMMISSION-Professional Services Unadjusted Goal is 20.0%

FUND TYPE	TOTAL EXPENDITURES	TOTAL SPENT WITH NON-HUBS	TOTAL SPENT WITH **ADJ. HUBS 18.1%	TOTAL SPENT WITH *OTHER HUBS 1.9%	BLACK	HISPANIC	WOMAN	ASIAN PACIFIC	NATIVE AMERICAN	*OTHER HUB GOAL 1.9%
-----------	--------------------	---------------------------	------------------------------------	-----------------------------------	-------	----------	-------	---------------	-----------------	----------------------

T
N
S
-TC

C

665-TEXAS JUVENILE PROBATION COMMISSION-Other Services Unadjusted Goal is 33.0%

FUND TYPE	TOTAL EXPENDITURES	TOTAL SPENT WITH NON-HUBS	TOTAL SPENT WITH **ADJ. HUBS 33.0%	ASIAN PACIFIC	BLACK	HISPANIC	NATIVE AMERICAN	WOMAN
T	\$49,893	\$42,061/84.3%	\$7,832/15.6%			\$1,983/3.87%		\$6,848/11.7%
-TC	\$1,041	\$1,041/100%						
C	\$48,852	\$41,020/83.9%	\$7,832/16.0%			\$1,983/4.06%		\$6,848/11.8%

T
N
S
-TC

C

665-TEXAS JUVENILE PROBATION COMMISSION-Commodity Purchasing Unadjusted Goal is 12.6%

FUND TYPE	TOTAL EXPENDITURES	TOTAL SPENT WITH NON-HUBS	TOTAL SPENT WITH **ADJ. HUBS 11.5%	TOTAL SPENT WITH *OTHER HUBS 1.1%	BLACK	HISPANIC	WOMAN	ASIAN PACIFIC	NATIVE AMERICAN	*OTHER HUB GOAL 1.1%
T	\$69,834	\$43,335/62.0%	\$17,714/25.3%	\$8,785/12.5%	\$2,851/4.08%		\$14,863/21.2%		\$8,785/12.5%	
-TC	\$24,647	\$24,647/100%								
C	\$45,186	\$18,687/41.3%	\$17,714/39.2%	\$8,785/19.4%	\$2,851/6.31%		\$14,863/32.8%		\$8,785/19.4%	

T
N
S
-TC

C

DB = DEBIT (NEGATIVE AMOUNT) * = OTHER HUBS ** = ADJUSTED HUBS *** = DOLLARS REPORTED BUT NOT SHOWN IN THESE COLUMNS. SEE COVER LETTER PARA. 4
T-TREASURY, N=NON-TREASURY, S=SUBCONTRACTOR FUNDS & PROCUREMENT CARD HUB PURCHASES, TC=TERM CONTRACT, C=CONSOLIDATED. SEE PAGE 4 OF HUB REPORT FOR FUND TYPE DESCRIPTION.

694-TEXAS YOUTH COMMISSION-Heavy Construction Unadjusted Goal is 11.9%

FUND TYPE	TOTAL EXPENDITURES	TOTAL SPENT WITH NON-HUBS AMOUNT/%	TOTAL SPENT WITH **ADJ. HUBS 5.0% AMOUNT/%	TOTAL SPENT WITH *OTHER HUBS 5.3% AMOUNT/%	**ADJUSTED HUB GOAL 5.6%				*OTHER HUB GOAL 5.3% WDMAN AMOUNT/%
					ASIAN PACIFIC AMOUNT/%	BLACK AMOUNT/%	HISPANIC AMOUNT/%	NATIVE AMERICAN AMOUNT/%	
T	\$30,615	\$24,381/79.6%	\$5,173/16.8%	\$1,050/3.42%			\$5,173/16.8%		\$1,050/3.42%
N									
S									
-TC									
C	\$30,615	\$24,381/79.6%	\$5,173/16.8%	\$1,050/3.42%			\$5,173/16.8%		\$1,050/3.42%

694-TEXAS YOUTH COMMISSION-Building Construction Unadjusted Goal is 26.1%

FUND TYPE	TOTAL EXPENDITURES	TOTAL SPENT WITH NON-HUBS	TOTAL SPENT WITH **ADJ. HUBS 25.1% AMOUNT/%	TOTAL SPENT WITH *OTHER HUBS 1.0% AMOUNT/%	**ADJUSTED HUB GOAL 25.1%			*OTHER HUB GOAL 1.0%	
					BLACK	HISPANIC	WOMAN	ASIAN PACIFIC	NATIVE AMERICAN
T	\$3,279,858	\$3,125,987/95.3%	\$153,871/4.69%	\$42,937/1.31%	\$152,673/4.65%		\$1,198/.036%		
N	***	***			\$26,794/.818%		\$16,142/.493%		
S									
-TC									
C	\$3,279,858	\$3,125,987/95.3%	\$153,808/6.00%	\$42,937/1.31%	\$178,468/5.47%		\$17,340/.528%		

694-TEXAS YOUTH COMMISSION-Special Trade Unadjusted Goal is 57.2%

FUND TYPE	TOTAL EXPENDITURES	TOTAL SPENT WITH NON-HUBS	TOTAL SPENT WITH **ADJ. HUBS 47.0% AMOUNT/%	TOTAL SPENT WITH *OTHER HUBS 10.2% AMOUNT/%	**ADJUSTED HUB GOAL 47.0%		*OTHER HUB GOAL 10.2%		
					BLACK	HISPANIC	ASIAN PACIFIC	NATIVE AMERICAN	WOMAN
T	\$450,298	\$404,172/89.7%	\$19,126/4.24%	\$27,000/5.99%		\$19,126/4.24%			\$27,000/5.99%
N									
S									
-TC	\$2,181	\$2,181/100%							
C	\$448,108	\$401,981/89.7%	\$19,126/4.26%	\$27,000/6.02%		\$19,126/4.26%			\$27,000/6.02%

694-TEXAS YOUTH COMMISSION-Professional Services Unadjusted Goal is 20.0%

FUND TYPE	TOTAL EXPENDITURES	TOTAL SPENT WITH NON-HUBS	TOTAL SPENT WITH **ADJ. HUBS 18.1% AMOUNT/%	TOTAL SPENT WITH *OTHER HUBS 1.9% AMOUNT/%	**ADJUSTED HUB GOAL 18.1%			*OTHER HUB GOAL 1.9%	
					BLACK	HISPANIC	WOMAN	ASIAN PACIFIC	NATIVE AMERICAN
T	\$1,854,971	\$1,649,539/89.6%	\$2,205/.133%	\$3,228/.185%		\$1,505/.116%	\$300/.018%		\$3,228/.185%
N					\$14,948/4.82%		\$75,661/24.4%		\$285/.082%
S	***	***	\$90,608/29.3%	\$285/.092%					
-TC	\$109,290	\$109,290/100%							
C	\$1,545,680	\$1,540,247/99.6%	\$93,013/6.01%	\$3,513/.227%	\$14,946/.967%		\$77,766/5.03%	\$300/.019%	\$3,513/.227%

694-TEXAS YOUTH COMMISSION-Other Services Unadjusted Goal is 23.0%

FUND TYPE	TOTAL EXPENDITURES	TOTAL SPENT WITH NON-HUBS	TOTAL SPENT WITH **ADJ. HUBS 23.0% AMOUNT/%	**ADJUSTED HUB GOAL 23.0%				
				ASIAN PACIFIC	BLACK	HISPANIC	NATIVE AMERICAN	WOMAN
T	\$5,985,672	\$5,754,670/96.1%	\$231,002/3.85%	\$20,088/.335%	\$100,703/1.68%	\$10,890/.181%		\$99,320/1.65%
N								
S								
-TC	\$150,588	\$148,949/98.8%	\$1,639/1.08%		\$704/.447%			\$835/.620%
C	\$5,835,084	\$5,605,720/96.0%	\$229,363/3.93%	\$20,088/.344%	\$99,889/1.71%	\$10,890/.186%		\$99,365/1.68%

694-TEXAS YOUTH COMMISSION-Commodity Purchasing Unadjusted Goal is 12.6%

FUND TYPE	TOTAL EXPENDITURES	TOTAL SPENT WITH NON-HUBS	TOTAL SPENT WITH **ADJ. HUBS 11.5% AMOUNT/%	TOTAL SPENT WITH *OTHER HUBS 1.1% AMOUNT/%	**ADJUSTED HUB GOAL 11.5%			*OTHER HUB GOAL 1.1%	
					BLACK	HISPANIC	WOMAN	ASIAN PACIFIC	NATIVE AMERICAN
T	\$9,986,748	\$8,804,031/88.1%	\$812,464/8.13%	\$270,253/2.70%	\$414,478/4.15%	\$163,602/1.63%	\$334,384/3.34%	\$286,720/2.87%	\$3,532/.035%
N									
S	***	***	\$1,826/7.47%	\$26,070/.682%	\$672/2.75%	\$878/4.00%	\$173/.711%		
-TC	\$3,819,239	\$3,698,436/96.8%	\$83,733/2.46%		\$1,785/.046%	\$27,874/.724%	\$64,273/1.68%	\$25,675/.672%	\$384/.010%
C	\$6,167,510	\$5,104,595/82.7%	\$820,557/13.3%	\$244,183/3.95%	\$413,364/6.70%	\$136,907/2.21%	\$270,284/4.38%	\$241,045/3.90%	\$3,137/.050%

DB = DEBIT (NEGATIVE AMOUNT) * = OTHER HUBS ** = ADJUSTED HUBS *** = DOLLARS REPORTED BUT NOT SHOWN IN THESE COLUMNS. SEE COVER LETTER PARA. 4
T=TREASURY, N=NON-TREASURY, S=SUBCONTRACTOR FUNDS & PROCUREMENT CARD HUB PURCHASES, TC=TERM CONTRACT, C=CONSOLIDATED. SEE PAGE 4 OF HUB REPORT FOR FUND TYPE DESCRIPTION.

896-TEXAS DEPT OF CRIMINAL JUSTICE-Heavy Construction Unadjusted Goal is 11.9%

FUND TYPE	TOTAL EXPENDITURES	TOTAL SPENT WITH NON-HUBS AMOUNT/%	TOTAL SPENT WITH **ADJ. HUBS 6.6%	TOTAL SPENT WITH *OTHER HUBS 5.3%	**ADJUSTED HUB GOAL 6.6%				*OTHER HUB GOAL 5.3% WOMAN AMOUNT/%
					ASIAN PACIFIC AMOUNT/%	BLACK AMOUNT/%	HISPANIC AMOUNT/%	NATIVE AMERICAN AMOUNT/%	
T									
N									
S									
-TC									
C									

T
N
S
-TC

C

896-TEXAS DEPT OF CRIMINAL JUSTICE-Building Construction Unadjusted Goal is 26.1%

FUND TYPE	TOTAL EXPENDITURES	TOTAL SPENT WITH NON-HUBS	TOTAL SPENT WITH **ADJ. HUBS 25.1%	TOTAL SPENT WITH *OTHER HUBS 1.0%	**ADJUSTED HUB GOAL 25.1%			*OTHER HUB GOAL 1.0%	
					BLACK	HISPANIC	WOMAN	ASIAN PACIFIC	NATIVE AMERICAN
T	\$5,826,435	\$5,770,051/98.0%	\$48,658/.835%	\$7,725/.132%		\$30,148/.517%	\$18,509/.317%		\$7,725/.132%
N									
S	***	***	\$140,485/2.51%	\$24,664/.441%	\$35,929/.643%	\$87,167/1.73%	\$7,378/.132%		\$24,664/.441%
-TC	\$820	\$820/100%							
C	\$5,825,615	\$5,789,231/98.0%	\$189,123/3.24%	\$32,389/.556%	\$35,929/.616%	\$127,306/2.14%	\$25,888/.444%		\$32,389/.556%

T
N
S
-TC

C

896-TEXAS DEPT OF CRIMINAL JUSTICE-Special Trade Unadjusted Goal is 57.2%

FUND TYPE	TOTAL EXPENDITURES	TOTAL SPENT WITH NON-HUBS	TOTAL SPENT WITH **ADJ. HUBS 47.0%	TOTAL SPENT WITH *OTHER HUBS 10.2%	**ADJUSTED HUB GOAL 47.0%		*OTHER HUB GOAL 10.2%		
					BLACK	HISPANIC	ASIAN PACIFIC	NATIVE AMERICAN	WOMAN
T	\$138,598	\$123,899/89.7%		\$12,699/9.29%			\$1,305/.955%		\$11,394/8.34%
N									
S									
-TC									
C	\$136,598	\$123,899/90.7%		\$12,699/9.29%			\$1,305/.955%		\$11,394/8.34%

T
N
S
-TC

C

896-TEXAS DEPT OF CRIMINAL JUSTICE-Professional Services Unadjusted Goal is 20.0%

FUND TYPE	TOTAL EXPENDITURES	TOTAL SPENT WITH NON-HUBS	TOTAL SPENT WITH **ADJ. HUBS 18.1%	TOTAL SPENT WITH *OTHER HUBS 1.9%	**ADJUSTED HUB GOAL 18.1%			*OTHER HUB GOAL 1.9%	
					BLACK	HISPANIC	WOMAN	ASIAN PACIFIC	NATIVE AMERICAN
T	\$4,347,159	\$4,141,109/95.2%	\$206,050/4.73%			\$134,463/3.09%	\$71,586/1.64%		
N									
S	***	***	\$21,604/2.17%	\$18,872/1.90%		\$21,484/2.16%	\$120/.012%		\$18,872/1.90%
-TC	\$53,882	\$53,882/100%							
C	\$4,293,277	\$4,087,226/95.2%	\$227,054/5.30%	\$18,872/.438%		\$155,968/3.63%	\$71,666/1.66%		\$18,872/.438%

T
N
S
-TC

C

896-TEXAS DEPT OF CRIMINAL JUSTICE-Other Services Unadjusted Goal is 33.0%

FUND TYPE	TOTAL EXPENDITURES	TOTAL SPENT WITH NON-HUBS	TOTAL SPENT WITH **ADJ. HUBS 33.0%	TOTAL SPENT WITH *OTHER HUBS 1.1%	**ADJUSTED HUB GOAL 33.0%				
					ASIAN PACIFIC	BLACK	HISPANIC	NATIVE AMERICAN	WOMAN
T	\$23,519,897	\$19,004,381/80.8%	\$4,515,516/19.1%		\$1,638,884/6.95%	\$283,582/1.12%	\$246,781/1.04%	\$13,073/.055%	\$2,356,213/10.0%
N	\$417,821	\$263,986/68.0%	\$153,834/31.9%			\$376/.089%			\$133,259/31.9%
S	***	***	\$128,906/4.72%			\$40/.001%	\$126,161/4.59%		\$3,705/.134%
-TC	\$726,898	\$707,211/97.2%	\$19,686/2.70%						\$19,686/2.70%
C	\$23,210,620	\$18,581,156/80.0%	\$4,758,370/20.5%		\$1,638,884/7.05%	\$283,582/1.13%	\$372,328/1.60%	\$13,073/.056%	\$2,473,491/10.6%

T
N
S
-TC

C

896-TEXAS DEPT OF CRIMINAL JUSTICE-Commodity Purchasing Unadjusted Goal is 12.6%

FUND TYPE	TOTAL EXPENDITURES	TOTAL SPENT WITH NON-HUBS	TOTAL SPENT WITH **ADJ. HUBS 11.8%	TOTAL SPENT WITH *OTHER HUBS 1.1%	**ADJUSTED HUB GOAL 11.6%			*OTHER HUB GOAL 1.1%	
					BLACK	HISPANIC	WOMAN	ASIAN PACIFIC	NATIVE AMERICAN
T	\$139,756,157	\$123,222,474/88.1%	\$14,561,086/10.7%	\$1,572,595/1.12%	\$578,867/.412%	\$838,042/.456%	\$13,746,088/8.83%	\$1,517,808/1.06%	\$64,786/.038%
N	\$2,720,040	\$2,457,165/90.3%	\$203,833/7.49%	\$59,040/2.17%	\$8,766/.322%	\$16,828/.616%	\$178,238/6.95%	\$58,015/2.13%	\$1,026/.037%
S	***	***	\$557,300/2.60%	\$8,782/.041%	\$8,715/.040%	\$186,801/.872%	\$361,882/1.59%	\$5,524/.025%	\$3,236/.018%
-TC	\$49,625,291	\$44,501,182/89.8%	\$4,195,454/8.45%	\$928,654/1.87%	\$44,488/.170%	\$21,479/.043%	\$4,088,487/8.24%	\$927,885/1.86%	\$789/.001%
C	\$92,850,905	\$81,178,456/87.4%	\$11,526,766/12.4%	\$711,744/.788%	\$509,951/.549%	\$819,992/.843%	\$10,196,822/10.8%	\$853,485/.703%	\$58,259/.062%

T
N
S
-TC

C

DB = DEBIT (NEGATIVE AMOUNT) * = OTHER HUBS ** = ADJUSTED HUBS *** = DOLLARS REPORTED BUT NOT SHOWN IN THESE COLUMNS. SEE COVER LETTER PARA. 4
T=TREASURY, N=NON-TREASURY, S=SUBCONTRACTOR FUNDS & PROCUREMENT CARD HUB PURCHASES, TC=TERM CONTRACT, C=CONSOLIDATED. SEE PAGE 4 OF HUB REPORT FOR FUND TYPE DESCRIPTION.

701-TEXAS EDUCATION AGENCY-Heavy Construction Unadjusted Goal is 11.9%

FUND TYPE	TOTAL EXPENDITURES	TOTAL SPENT WITH NON-HUBS AMOUNT/%	TOTAL SPENT WITH **ADJ. HUBS 8.5%	TOTAL SPENT WITH *OTHER HUBS 1.3%	ASIAN PACIFIC AMOUNT/%	**ADJUSTED HUB GOAL 8.6% BLACK AMOUNT/%	HISPANIC AMOUNT/%	NATIVE AMERICAN AMOUNT/%	*OTHER HUB GOAL 5.3% WOMAN AMOUNT/%
-----------	--------------------	------------------------------------	-----------------------------------	-----------------------------------	------------------------	--	-------------------	--------------------------	--

T
N
S
-TC

C

701-TEXAS EDUCATION AGENCY-Building Construction Unadjusted Goal is 28.1%

FUND TYPE	TOTAL EXPENDITURES	TOTAL SPENT WITH NON-HUBS	TOTAL SPENT WITH **ADJ. HUBS 25.1%	TOTAL SPENT WITH *OTHER HUBS 1.0%	BLACK	**ADJUSTED HUB GOAL 26.1% HISPANIC	WOMAN	*OTHER HUB GOAL 1.0% ASIAN PACIFIC NATIVE AMERICAN
-----------	--------------------	---------------------------	------------------------------------	-----------------------------------	-------	---------------------------------------	-------	---

T
N
S
-TC

C

701-TEXAS EDUCATION AGENCY-Special Trade Unadjusted Goal is 57.2%

FUND TYPE	TOTAL EXPENDITURES	TOTAL SPENT WITH NON-HUBS	TOTAL SPENT WITH **ADJ. HUBS 47.0%	TOTAL SPENT WITH *OTHER HUBS 10.2%	BLACK	**ADJUSTED HUB GOAL 47.0% HISPANIC	ASIAN PACIFIC NATIVE AMERICAN	WOMAN
-----------	--------------------	---------------------------	------------------------------------	------------------------------------	-------	---------------------------------------	-------------------------------	-------

T
N
S
-TC

C

701-TEXAS EDUCATION AGENCY-Professional Services Unadjusted Goal is 20.0%

FUND TYPE	TOTAL EXPENDITURES	TOTAL SPENT WITH NON-HUBS	TOTAL SPENT WITH **ADJ. HUBS 19.1%	TOTAL SPENT WITH *OTHER HUBS 1.0%	BLACK	**ADJUSTED HUB GOAL 18.1% HISPANIC	WOMAN	*OTHER HUB GOAL 1.8% ASIAN PACIFIC NATIVE AMERICAN
-----------	--------------------	---------------------------	------------------------------------	-----------------------------------	-------	---------------------------------------	-------	---

T
N
S
-TC

C

701-TEXAS EDUCATION AGENCY-Other Services Unadjusted Goal is 33.0%

FUND TYPE	TOTAL EXPENDITURES	TOTAL SPENT WITH NON-HUBS	TOTAL SPENT WITH **ADJ. HUBS 23.0%	ASIAN PACIFIC	BLACK	**ADJUSTED HUB GOAL 33.0% HISPANIC	NATIVE AMERICAN	WOMAN
-----------	--------------------	---------------------------	------------------------------------	---------------	-------	---------------------------------------	-----------------	-------

T
N
S
-TC

C

701-TEXAS EDUCATION AGENCY-Commodity Purchasing Unadjusted Goal is 12.6%

FUND TYPE	TOTAL EXPENDITURES	TOTAL SPENT WITH NON-HUBS	TOTAL SPENT WITH **ADJ. HUBS 11.5%	TOTAL SPENT WITH *OTHER HUBS 1.1%	BLACK	**ADJUSTED HUB GOAL 11.5% HISPANIC	WOMAN	*OTHER HUB GOAL 1.1% ASIAN PACIFIC NATIVE AMERICAN
-----------	--------------------	---------------------------	------------------------------------	-----------------------------------	-------	---------------------------------------	-------	---

T
N
S
-TC

C

DB = DEBIT (NEGATIVE AMOUNT) * = OTHER HUBS ** = ADJUSTED HUBS *** = DOLLARS REPORTED BUT NOT SHOWN IN THESE COLUMNS. SEE COVER LETTER PARA. 4
T=TREASURY, N=NON-TREASURY, S=SUBCONTRACTOR FUNDS & PROCUREMENT CARD HUB PURCHASES, TC=TERM CONTRACT, C=CONSOLIDATED. SEE PAGE 9 OF HUB REPORT FOR FUND TYPE DESCRIPTION.

705-STATE BOARD FOR EDUCAT CERT(SEE#701)-Heavy Construction Unadjusted Goal is 11.9%

FUND TYPE	TOTAL EXPENDITURES	TOTAL SPENT WITH NON-HUBS AMOUNT/%	TOTAL SPENT WITH **ADJ. HUBS 8.8%	TOTAL SPENT WITH *OTHER HUBS 3.1%	ASIAN PACIFIC AMOUNT/%	BLACK AMOUNT/%	HISPANIC AMOUNT/%	NATIVE AMERICAN AMOUNT/%	*OTHER HUB GOAL 5.1% WOMAN AMOUNT/%
-----------	--------------------	------------------------------------	-----------------------------------	-----------------------------------	------------------------	----------------	-------------------	--------------------------	-------------------------------------

T
N
S
-TC

C

705-STATE BOARD FOR EDUCAT CERT(SEE#701)-Building Construction Unadjusted Goal is 25.1%

FUND TYPE	TOTAL EXPENDITURES	TOTAL SPENT WITH NON-HUBS	TOTAL SPENT WITH **ADJ. HUBS 25.1%	TOTAL SPENT WITH *OTHER HUBS 1.0%	BLACK	HISPANIC	WOMAN	ASIAN PACIFIC	NATIVE AMERICAN
-----------	--------------------	---------------------------	------------------------------------	-----------------------------------	-------	----------	-------	---------------	-----------------

T
N
S
-TC

C

705-STATE BOARD FOR EDUCAT CERT(SEE#701)-Special Trade Unadjusted Goal is 57.2%

FUND TYPE	TOTAL EXPENDITURES	TOTAL SPENT WITH NON-HUBS	TOTAL SPENT WITH **ADJ. HUBS 47.0%	TOTAL SPENT WITH *OTHER HUBS 10.2%	BLACK	HISPANIC	ASIAN PACIFIC	NATIVE AMERICAN	WOMAN
-----------	--------------------	---------------------------	------------------------------------	------------------------------------	-------	----------	---------------	-----------------	-------

T
N
S
-TC

C

705-STATE BOARD FOR EDUCAT CERT(SEE#701)-Professional Services Unadjusted Goal is 20.0%

FUND TYPE	TOTAL EXPENDITURES	TOTAL SPENT WITH NON-HUBS	TOTAL SPENT WITH **ADJ. HUBS 18.1%	TOTAL SPENT WITH *OTHER HUBS 1.9%	BLACK	HISPANIC	WOMAN	ASIAN PACIFIC	NATIVE AMERICAN
-----------	--------------------	---------------------------	------------------------------------	-----------------------------------	-------	----------	-------	---------------	-----------------

T
N
S
-TC

C

705-STATE BOARD FOR EDUCAT CERT(SEE#701)-Other Services Unadjusted Goal is 33.0%

FUND TYPE	TOTAL EXPENDITURES	TOTAL SPENT WITH NON-HUBS	TOTAL SPENT WITH **ADJ. HUBS 33.0%	TOTAL SPENT WITH *OTHER HUBS 1.1%	ASIAN PACIFIC	BLACK	HISPANIC	NATIVE AMERICAN	WOMAN
-----------	--------------------	---------------------------	------------------------------------	-----------------------------------	---------------	-------	----------	-----------------	-------

T
N
S
-TC

C

705-STATE BOARD FOR EDUCAT CERT(SEE#701)-Commodity Purchasing Unadjusted Goal is 12.6%

FUND TYPE	TOTAL EXPENDITURES	TOTAL SPENT WITH NON-HUBS	TOTAL SPENT WITH **ADJ. HUBS 11.6%	TOTAL SPENT WITH *OTHER HUBS 1.1%	BLACK	HISPANIC	WOMAN	ASIAN PACIFIC	NATIVE AMERICAN
-----------	--------------------	---------------------------	------------------------------------	-----------------------------------	-------	----------	-------	---------------	-----------------

T
N
S
-TC

C

DR = DEBIT (NEGATIVE AMOUNT) * = OTHER HUBS ** = ADJUSTED HUBS *** = DOLLARS REPORTED BUT NOT SHOWN IN THESE COLUMNS. SEE COVER LETTER PARA. 4
T=TREASURY, N=NON-TREASURY, S=SUBCONTRACTOR FUNDS & PROCUREMENT CARD HUB PURCHASES, TC=TERM CONTRACT, C=CONSOLIDATED. SEE PAGE 4 OF HUB REPORT FOR FUND TYPE DESCRIPTION.

708-TX A&M UNIV SYSTEM HEALTH SCIENCE CT-Heavy Construction Unadjusted Goal is 11.8%									
FUND TYPE	TOTAL EXPENDITURES	TOTAL SPENT WITH NON-HUBS AMOUNT/%	TOTAL SPENT WITH **ADJ. HUBS 8.6%	TOTAL SPENT WITH *OTHER HUBS 5.3%	ASIAN PACIFIC AMOUNT/%	BLACK AMOUNT/%	HISPANIC AMOUNT/%	NATIVE AMERICAN AMOUNT/%	*OTHER HUB GOAL 5.3% WOMAN AMOUNT/%
T	\$8,856	\$8,855/100 %							
N	\$326	\$325/100 %							
S									
-TC									
C	\$9,180	\$9,180/100 %							
709-TX A&M UNIV SYSTEM HEALTH SCIENCE CT-Building Construction Unadjusted Goal is 28.1%									
FUND TYPE	TOTAL EXPENDITURES	TOTAL SPENT WITH NON-HUBS	TOTAL SPENT WITH **ADJ. HUBS 25.1%	TOTAL SPENT WITH *OTHER HUBS 1.9%	BLACK	HISPANIC	WOMAN	ASIAN PACIFIC	*OTHER HUB GOAL 1.0% NATIVE AMERICAN
T									
N	\$67,444		\$67,444/100 %				\$67,444/100 %		
S									
-TC									
C	\$67,444		\$67,444/100 %				\$67,444/100 %		
708-TX A&M UNIV SYSTEM HEALTH SCIENCE CT-Special Trade Unadjusted Goal is 57.2%									
FUND TYPE	TOTAL EXPENDITURES	TOTAL SPENT WITH NON-HUBS	TOTAL SPENT WITH **ADJ. HUBS 47.0%	TOTAL SPENT WITH *OTHER HUBS 16.2%	BLACK	HISPANIC	ASIAN PACIFIC	NATIVE AMERICAN	WOMAN *OTHER HUB GOAL 10.2%
T	\$7,538	\$7,536/100 %							
N	\$1,015,868	\$464,539/46.7%	\$551,324/54.2%						\$551,324/54.2%
S									
-TC									
C	\$1,023,401	\$472,076/46.1%	\$551,324/53.8%						\$551,324/53.8%
708-TX A&M UNIV SYSTEM HEALTH SCIENCE CT-Professional Services Unadjusted Goal is 20.0%									
FUND TYPE	TOTAL EXPENDITURES	TOTAL SPENT WITH NON-HUBS	TOTAL SPENT WITH **ADJ. HUBS 16.1%	TOTAL SPENT WITH *OTHER HUBS 1.9%	BLACK	HISPANIC	WOMAN	ASIAN PACIFIC	*OTHER HUB GOAL 1.9% NATIVE AMERICAN
T	\$4,586	\$4,586/100 %							
N	\$17,511	\$17,511/100 %							
S									
-TC									
C	\$22,077	\$22,077/100 %							
709-TX A&M UNIV SYSTEM HEALTH SCIENCE CT-Other Services Unadjusted Goal is 33.0%									
FUND TYPE	TOTAL EXPENDITURES	TOTAL SPENT WITH NON-HUBS	TOTAL SPENT WITH **ADJ. HUBS 33.0%	ASIAN PACIFIC	BLACK	HISPANIC	NATIVE AMERICAN	WOMAN	
T	\$2,488,156	\$2,484,201/99.8%	\$3,853/.154%	\$108/.004%				\$3,845/.154%	
N	\$740,394	\$731,894/98.8%	\$8,500/1.14%		\$267/.036%	\$1,893/.228%		\$6,539/.883%	
S									
-TC	\$11,488	\$11,465/100 %							
C	\$3,217,083	\$3,204,628/99.6%	\$12,453/.387%	\$108/.003%	\$267/.008%	\$1,893/.052%		\$10,385/.322%	
709-TX A&M UNIV SYSTEM HEALTH SCIENCE CT-Commodity Purchasing Unadjusted Goal is 12.6%									
FUND TYPE	TOTAL EXPENDITURES	TOTAL SPENT WITH NON-HUBS	TOTAL SPENT WITH **ADJ. HUBS 11.5%	TOTAL SPENT WITH *OTHER HUBS 1.1%	BLACK	HISPANIC	WOMAN	ASIAN PACIFIC	*OTHER HUB GOAL 1.1% NATIVE AMERICAN
T	\$1,381,471	\$1,354,024/98.0%	\$14,275/1.03%	\$13,171/.953%					
N	\$2,888,771	\$2,848,673/98.2%	\$29,883/1.02%	\$20,434/.704%	\$1,474/.060%	\$255/.008%	\$14,275/1.03%	\$12,171/.953%	\$20,434/.704%
S									
-TC	\$35,768	\$35,759/100 %							
C	\$4,244,483	\$4,166,938/98.1%	\$43,939/1.03%	\$33,605/.791%	\$1,474/.034%	\$255/.006%	\$42,209/.894%	\$33,805/.781%	

DB = DEBIT (NEGATIVE AMOUNT) * = OTHER HUBS ** = ADJUSTED HUBS *** = DOLLARS REPORTED BUT NOT SHOWN IN THESE COLUMNS. SEE COVER LETTER PARA. 4
T=TREASURY, N=NON-TREASURY, S=SUBCONTRACTOR FUNDS & PROCUREMENT CARD HUB PURCHASES, TC=TERM CONTRACT, C=CONSOLIDATED. SEE PAGE 4 OF HUB REPORT FOR FUND TYPE DESCRIPTION.

710-TEXAS A & M UNIVERSITY SYSTEM-Heavy Construction Unadjusted Goal is 11.8%

FUND TYPE	TOTAL EXPENDITURES	TOTAL SPENT WITH NON-HUBS AMOUNT/%	TOTAL SPENT WITH **ADJ. HUBS 8.5%	TOTAL SPENT WITH *OTHER HUBS 3.3%	**ADJUSTED HUB GOAL 8.6%			*OTHER HUB GOAL 5.3%	
					ASIAN PACIFIC AMOUNT/%	BLACK AMOUNT/%	HISPANIC AMOUNT/%	NATIVE AMERICAN AMOUNT/%	WOMAN AMOUNT/%
T									
N									
S									
-TC									
C									

710-TEXAS A & M UNIVERSITY SYSTEM-Building Construction Unadjusted Goal is 26.1%

FUND TYPE	TOTAL EXPENDITURES	TOTAL SPENT WITH NON-HUBS	TOTAL SPENT WITH **ADJ. HUBS 26.1%	TOTAL SPENT WITH *OTHER HUBS 1.0%	**ADJUSTED HUB GOAL 26.1%			*OTHER HUB GOAL 1.0%	
					BLACK	HISPANIC	WOMAN	ASIAN PACIFIC	NATIVE AMERICAN
T									
N	\$38,899,122	\$34,711,593/88.4%	\$154,780/.443%	\$32,748/.093%	\$1,726/.004%	\$133,501/.382%	\$19,463/.056%	\$32,748/.093%	
S	***	***	\$1,777,896/9.08%	\$69,512/.256%	\$115,921/.332%	\$1,208,525/3.46%	\$463,450/1.29%	\$69,512/.256%	
-TC									
C	\$34,899,122	\$34,711,593/88.4%	\$1,932,676/5.53%	\$122,260/.350%	\$117,647/.337%	\$1,342,126/3.84%	\$472,903/1.35%	\$122,260/.350%	

710-TEXAS A & M UNIVERSITY SYSTEM-Special Trade Unadjusted Goal is 57.2%

FUND TYPE	TOTAL EXPENDITURES	TOTAL SPENT WITH NON-HUBS	TOTAL SPENT WITH **ADJ. HUBS 57.0%	TOTAL SPENT WITH *OTHER HUBS 10.2%	**ADJUSTED HUB GOAL 57.0%			*OTHER HUB GOAL 10.2%	
					BLACK	HISPANIC	WOMAN	ASIAN PACIFIC	NATIVE AMERICAN
T									
N	\$420	\$420/100%							
S									
-TC									
C	\$420	\$420/100%							

710-TEXAS A & M UNIVERSITY SYSTEM-Professional Services Unadjusted Goal is 20.0%

FUND TYPE	TOTAL EXPENDITURES	TOTAL SPENT WITH NON-HUBS	TOTAL SPENT WITH **ADJ. HUBS 19.1%	TOTAL SPENT WITH *OTHER HUBS 1.0%	**ADJUSTED HUB GOAL 18.1%			*OTHER HUB GOAL 1.9%	
					BLACK	HISPANIC	WOMAN	ASIAN PACIFIC	NATIVE AMERICAN
T									
N	\$2,631,648	\$2,631,648/100%							
S									
-TC									
C	\$2,631,648	\$2,631,648/100%							

710-TEXAS A & M UNIVERSITY SYSTEM-Other Services Unadjusted Goal is 33.0%

FUND TYPE	TOTAL EXPENDITURES	TOTAL SPENT WITH NON-HUBS	TOTAL SPENT WITH **ADJ. HUBS 33.0%	TOTAL SPENT WITH *OTHER HUBS 1.1%	**ADJUSTED HUB GOAL 33.0%				
					ASIAN PACIFIC	BLACK	HISPANIC	NATIVE AMERICAN	WOMAN
T	\$4,530	\$4,345/95.9%	\$185/4.08%						
N	\$435,348	\$397,597/91.3%	\$37,750/8.67%			\$8,579/1.97%			\$29,171/6.70%
S									
-TC									
C	\$439,878	\$401,943/91.3%	\$37,935/8.62%			\$8,579/1.95%			\$29,356/6.47%

710-TEXAS A & M UNIVERSITY SYSTEM-Commodity Purchasing Unadjusted Goal is 12.6%

FUND TYPE	TOTAL EXPENDITURES	TOTAL SPENT WITH NON-HUBS	TOTAL SPENT WITH **ADJ. HUBS 11.5%	TOTAL SPENT WITH *OTHER HUBS 1.1%	**ADJUSTED HUB GOAL 11.6%				*OTHER HUB GOAL 1.1%	
					BLACK	HISPANIC	WOMAN	ASIAN PACIFIC	NATIVE AMERICAN	
T	\$13,672	\$7,122/52.0%	\$6,549/47.9%				\$6,549/47.9%			
N	\$446,951	\$391,696/87.6%	\$49,100/10.9%	\$6,154/1.37%			\$49,100/10.9%		\$6,154/1.37%	
S										
-TC										
C	\$460,624	\$398,819/86.5%	\$55,850/12.0%	\$6,154/1.33%			\$55,850/12.0%		\$6,154/1.33%	

DB = DEBIT (NEGATIVE AMOUNT) * = OTHER HUBS ** = ADJUSTED HUBS *** = DOLLARS REPORTED BUT NOT SHOWN IN THESE COLUMNS. SEE COVER LETTER PARA. 4
T-TREASURY, N-NON-TREASURY, S-SUBCONTRACTOR FUNDS & PROCUREMENT CARD HUB PURCHASES, TC-TERM CONTRACT, C-CONSOLIDATED. SEE PAGE 4 OF HUB REPORT FOR FUND TYPE DESCRIPTION.

711-TEXAS A & M UNIVERSITY (MAIN UNIV)-Heavy Construction Unadjusted Goal is 11.9%

FUND TYPE	TOTAL EXPENDITURES	TOTAL SPENT WITH NON-HUBS AMOUNT/%	TOTAL SPENT WITH **ADJ. HUBS 8.5%	TOTAL SPENT WITH *OTHER HUBS 5.3% AMOUNT/%	**ADJUSTED HUB GOAL 6.6%				*OTHER HUB GOAL 5.3% WOMAN AMOUNT/%
					ASIAN PACIFIC AMOUNT/%	BLACK AMOUNT/%	HISPANIC AMOUNT/%	NATIVE AMERICAN AMOUNT/%	
T	\$1,586	\$1,586/100%							
N	\$267,389	\$264,812/98.3%		\$12,477/4.66%					\$12,477/4.66%
S									
-TC									
C	\$269,256	\$256,775/95.3%		\$12,477/4.63%					\$12,477/4.63%

711-TEXAS A & M UNIVERSITY (MAIN UNIV)-Building Construction Unadjusted Goal is 28.1%

FUND TYPE	TOTAL EXPENDITURES	TOTAL SPENT WITH NON-HUBS	TOTAL SPENT WITH **ADJ. HUBS 25.1%	TOTAL SPENT WITH *OTHER HUBS 1.0%	**ADJUSTED HUB GOAL 25.1%			*OTHER HUB GOAL 1.0%	
					BLACK	HISPANIC	WOMAN	ASIAN PACIFIC	NATIVE AMERICAN
T	\$18,470	\$18,470/100%							
N	\$563,091	\$557,954/98.0%	\$5,132/.811%		\$1,222/.217%		\$3,909/.694%		
S									
-TC									
C	\$562,561	\$557,426/99.1%	\$5,132/.860%		\$1,222/.209%		\$3,909/.671%		

711-TEXAS A & M UNIVERSITY (MAIN UNIV)-Special Trade Unadjusted Goal is 57.2%

FUND TYPE	TOTAL EXPENDITURES	TOTAL SPENT WITH NON-HUBS	TOTAL SPENT WITH **ADJ. HUBS 47.8%	TOTAL SPENT WITH *OTHER HUBS 10.2%	**ADJUSTED HUB GOAL 47.0%		*OTHER HUB GOAL 10.2%		
					BLACK	HISPANIC	ASIAN PACIFIC	NATIVE AMERICAN	WOMAN
T	\$989	\$989/100%							
N	\$600,323	\$563,850/93.8%		\$36,372/6.05%					\$36,372/6.05%
S									
-TC									
C	\$601,312	\$564,840/93.8%		\$36,372/6.04%					\$36,372/6.04%

711-TEXAS A & M UNIVERSITY (MAIN UNIV)-Professional Services Unadjusted Goal is 20.0%

FUND TYPE	TOTAL EXPENDITURES	TOTAL SPENT WITH NON-HUBS	TOTAL SPENT WITH **ADJ. HUBS 15.1%	TOTAL SPENT WITH *OTHER HUBS 1.8%	**ADJUSTED HUB GOAL 18.1%			*OTHER HUB GOAL 1.8%	
					BLACK	HISPANIC	WOMAN	ASIAN PACIFIC	NATIVE AMERICAN
T	\$2,204	\$2,204/100%							
N	\$341,925	\$341,925/100%							
S									
-TC									
C	\$344,130	\$344,130/100%							

711-TEXAS A & M UNIVERSITY (MAIN UNIV)-Other Services Unadjusted Goal is 33.0%

FUND TYPE	TOTAL EXPENDITURES	TOTAL SPENT WITH NON-HUBS	TOTAL SPENT WITH **ADJ. HUBS 33.0%	TOTAL SPENT WITH *OTHER HUBS 1.06%	**ADJUSTED HUB GOAL 33.0%				
					ASIAN PACIFIC	BLACK	HISPANIC	NATIVE AMERICAN	WOMAN
T	\$738,955	\$738,167/99.8%		\$788/.106%					\$788/.106%
N	\$21,615,860	\$18,078,561/83.6%	\$3,538,278/16.3%		\$361,078/1.87%	\$402/.001%	\$65,425/.302%		\$3,112,371/14.3%
S									
-TC	\$2,403	\$2,403/100%							
C	\$22,352,412	\$18,812,345/84.1%	\$3,540,066/15.8%		\$361,078/1.61%	\$402/.001%	\$65,425/.292%		\$3,113,158/13.9%

711-TEXAS A & M UNIVERSITY (MAIN UNIV)-Commodity Purchasing Unadjusted Goal is 12.6%

FUND TYPE	TOTAL EXPENDITURES	TOTAL SPENT WITH NON-HUBS	TOTAL SPENT WITH **ADJ. HUBS 11.3%	TOTAL SPENT WITH *OTHER HUBS 1.1%	**ADJUSTED HUB GOAL 11.6%			*OTHER HUB GOAL 1.1%	
					BLACK	HISPANIC	WOMAN	ASIAN PACIFIC	NATIVE AMERICAN
T	\$5,786,230	\$5,575,907/96.6%	\$113,077/1.95%	\$78,244/1.37%	\$5,835/.097%	\$7,097/.123%	\$100,345/1.73%		\$78,244/1.37%
N	\$38,767,207	\$35,736,316/97.1%	\$487,292/1.32%	\$543,588/1.47%	\$130,239/.354%	\$46,082/.122%	\$311,960/.448%		\$543,588/1.47%
S									
-TC	\$55,723	\$55,723/100%							
C	\$42,479,713	\$41,256,489/97.1%	\$800,370/1.91%	\$622,843/1.46%	\$135,874/.318%	\$52,180/.122%	\$412,305/.970%		\$622,843/1.46%

DB = DEBIT (NEGATIVE AMOUNT) * = OTHER HUBS ** = ADJUSTED HUBS *** = DOLLARS REPORTED BUT NOT SHOWN IN THESE COLUMNS. SEE COVER LETTER PARA. 4
T=TREASURY, N=NON-TREASURY, S=SUBCONTRACTOR FUNDS & PROCUREMENT CARD HUB PURCHASES, TC=TERM CONTRACT, C=CONSOLIDATED. SEE PAGE 4 OF HUB REPORT FOR FUND TYPE DESCRIPTION.

712-TX ENGINEERING EXPERIMENT STATION-Heavy Construction Unadjusted Goal is 11.9%

FUND TYPE	TOTAL EXPENDITURES	TOTAL SPENT WITH NON-HUBS AMOUNT/%	TOTAL SPENT WITH **ADJ. HUBS 5.6% AMOUNT/%	TOTAL SPENT WITH *OTHER HUBS 5.3% AMOUNT/%	ASIAN PACIFIC AMOUNT/%	**ADJUSTED HUB GOAL 6.6% BLACK AMOUNT/%	HISPANIC AMOUNT/%	NATIVE AMERICAN AMOUNT/%	*OTHER HUB GOAL 5.3% WOMAN AMOUNT/%
T									
N									
S									
-TC									
C									

712-TX ENGINEERING EXPERIMENT STATION-Building Construction Unadjusted Goal is 26.1%

FUND TYPE	TOTAL EXPENDITURES	TOTAL SPENT WITH NON-HUBS	TOTAL SPENT WITH **ADJ. HUBS 29.1%	TOTAL SPENT WITH *OTHER HUBS 1.0%	BLACK	**ADJUSTED HUB GOAL 25.1% HISPANIC	WOMAN	*OTHER HUB GOAL 1.0% ASIAN PACIFIC	NATIVE AMERICAN
T									
N	\$1,458,008	\$1,458,008/100 %							
S									
-TC									
C	\$1,458,008	\$1,458,008/100 %							

712-TX ENGINEERING EXPERIMENT STATION-Special Trade Unadjusted Goal is 57.2%

FUND TYPE	TOTAL EXPENDITURES	TOTAL SPENT WITH NON-HUBS	TOTAL SPENT WITH **ADJ. HUBS 47.0%	TOTAL SPENT WITH *OTHER HUBS 10.2%	BLACK	**ADJUSTED HUB GOAL 47.0% HISPANIC	ASIAN PACIFIC	NATIVE AMERICAN	WOMAN
T									
N	\$9,529	\$9,529/100 %							
S									
-TC									
C	\$9,529	\$9,529/100 %							

712-TX ENGINEERING EXPERIMENT STATION-Professional Services Unadjusted Goal is 20.0%

FUND TYPE	TOTAL EXPENDITURES	TOTAL SPENT WITH NON-HUBS	TOTAL SPENT WITH **ADJ. HUBS 18.1%	TOTAL SPENT WITH *OTHER HUBS 1.9%	BLACK	**ADJUSTED HUB GOAL 18.1% HISPANIC	WOMAN	*OTHER HUB GOAL 1.9% ASIAN PACIFIC	NATIVE AMERICAN
T									
N	\$440	\$440/100 %							
S									
-TC									
C	\$440	\$440/100 %							

712-TX ENGINEERING EXPERIMENT STATION-Other Services Unadjusted Goal is 33.0%

FUND TYPE	TOTAL EXPENDITURES	TOTAL SPENT WITH NON-HUBS	TOTAL SPENT WITH **ADJ. HUBS 33.0%	ASIAN PACIFIC	BLACK	**ADJUSTED HUB GOAL 33.0% HISPANIC	NATIVE AMERICAN	WOMAN
T	\$6,128	\$6,128/100 %						
N	\$834,172	\$823,740/98.7%	\$10,432/1.25%					\$10,432/1.25%
S								
-TC	\$21,343	\$21,343/100 %						
C	\$818,867	\$808,825/98.7%	\$10,432/1.27%					\$10,432/1.27%

712-TX ENGINEERING EXPERIMENT STATION-Commodity Purchasing Unadjusted Goal is 12.6%

FUND TYPE	TOTAL EXPENDITURES	TOTAL SPENT WITH NON-HUBS	TOTAL SPENT WITH **ADJ. HUBS 11.5%	TOTAL SPENT WITH *OTHER HUBS 1.1%	BLACK	**ADJUSTED HUB GOAL 11.6% HISPANIC	WOMAN	*OTHER HUB GOAL 1.1% ASIAN PACIFIC	NATIVE AMERICAN
T	\$73,088	\$68,038/90.3%		\$7,049/9.54%					
N	\$3,568,790	\$3,496,139/98.0%	\$36,675/1.02%	\$33,975/.952%		\$15,836/.444%	\$20,836/.584%	\$33,975/.952%	
S									
-TC	\$55,982	\$55,982/100 %							
C	\$3,568,917	\$3,506,218/97.8%	\$36,675/1.02%	\$41,025/1.14%		\$15,836/.441%	\$20,836/.581%	\$41,025/1.14%	

DB = DEBIT (NEGATIVE AMOUNT) * = OTHER HUBS ** = ADJUSTED HUBS *** = DOLLARS REPORTED BUT NOT SHOWN IN THESE COLUMNS. SEE COVER LETTER PARA. 4
T=TREASURY, N=NON-TREASURY, S=SUBCONTRACTOR FUNDS & PROCUREMENT CARD HUB PURCHASES, TC=TERM CONTRACT, C=CONSOLIDATED. SEE PAGE 4 OF HUB REPORT FOR FUND TYPE DESCRIPTION.

713-TARLETON STATE UNIVERSITY-Heavy Construction Unadjusted Goal is 11.9%

FUND TYPE	TOTAL EXPENDITURES	TOTAL SPENT WITH NON-HUBS AMOUNT/%	TOTAL SPENT WITH **ADJ. HUBS 8.4%	TOTAL SPENT WITH *OTHER HUBS 5.3%	ASIAN PACIFIC AMOUNT/%	**ADJUSTED HUB GOAL 8.0%	BLACK AMOUNT/%	HISPANIC AMOUNT/%	NATIVE AMERICAN AMOUNT/%	*OTHER HUB GOAL 5.3%
T										
N	\$7,990	\$7,990/100 %								
S										
-TC										
C	\$7,990	\$7,990/100 %								

713-TARLETON STATE UNIVERSITY-Building Construction Unadjusted Goal is 26.1%

FUND TYPE	TOTAL EXPENDITURES	TOTAL SPENT WITH NON-HUBS	TOTAL SPENT WITH **ADJ. HUBS 25.1%	TOTAL SPENT WITH *OTHER HUBS 1.0%	BLACK	HISPANIC	WOMAN	ASIAN PACIFIC	NATIVE AMERICAN
T									
N	\$880,290	\$880,290/100 %							
S									
-TC									
C	\$880,290	\$880,290/100 %							

713-TARLETON STATE UNIVERSITY-Special Trade Unadjusted Goal is 57.2%

FUND TYPE	TOTAL EXPENDITURES	TOTAL SPENT WITH NON-HUBS	TOTAL SPENT WITH **ADJ. HUBS 47.0%	TOTAL SPENT WITH *OTHER HUBS 10.2%	BLACK	HISPANIC	WOMAN	ASIAN PACIFIC	NATIVE AMERICAN
T	\$32,179	\$32,179/100 %							
N	\$220,856	\$220,346/99.7%		\$508/.220%					\$508/.220%
S									
-TC									
C	\$253,036	\$252,526/99.7%		\$508/.200%					\$508/.200%

713-TARLETON STATE UNIVERSITY-Professional Services Unadjusted Goal is 20.0%

FUND TYPE	TOTAL EXPENDITURES	TOTAL SPENT WITH NON-HUBS	TOTAL SPENT WITH **ADJ. HUBS 18.1%	TOTAL SPENT WITH *OTHER HUBS 1.9%	BLACK	HISPANIC	WOMAN	ASIAN PACIFIC	NATIVE AMERICAN
T	\$261	\$261/100 %							
N	\$136,648	\$136,848/100 %							
S									
-TC									
C	\$136,810	\$136,910/100 %							

713-TARLETON STATE UNIVERSITY-Other Services Unadjusted Goal is 33.0%

FUND TYPE	TOTAL EXPENDITURES	TOTAL SPENT WITH NON-HUBS	TOTAL SPENT WITH **ADJ. HUBS 33.0%	ASIAN PACIFIC	BLACK	HISPANIC	NATIVE AMERICAN	WOMAN
T	\$244,501	\$243,141/98.4%	\$1,360/.556%					
N	\$3,044,565	\$2,988,648/98.0%	\$57,906/1.90%	\$196/.079%		\$1,166/.476%		\$14,009/.460%
S								
-TC	\$428	\$428/100 %						
C	\$3,288,627	\$3,229,361/98.1%	\$59,266/1.80%	\$196/.005%		\$45,062/1.37%		\$14,009/.426%

713-TARLETON STATE UNIVERSITY-Commodity Purchasing Unadjusted Goal is 12.6%

FUND TYPE	TOTAL EXPENDITURES	TOTAL SPENT WITH NON-HUBS	TOTAL SPENT WITH **ADJ. HUBS 11.5%	TOTAL SPENT WITH *OTHER HUBS 1.1%	BLACK	HISPANIC	WOMAN	ASIAN PACIFIC	NATIVE AMERICAN
T	\$1,008,399	\$901,309/89.3%	\$78,777/7.81%	\$28,313/2.80%	\$33,722/3.34%	\$5,854/.580%	\$39,200/3.88%	\$14,836/1.47%	\$13,476/1.33%
N	\$4,037,208	\$3,815,818/94.5%	\$163,412/4.04%	\$58,977/1.41%	\$38,788/.961%	\$18,841/.481%	\$104,774/2.69%	\$56,237/1.38%	\$1,740/.043%
S									
-TC	\$128,626	\$127,611/98.6%	\$1,714/1.32%		\$184/.145%	\$1/.000%	\$1,525/1.17%		
C	\$4,915,982	\$4,690,216/93.3%	\$240,474/4.88%	\$85,291/1.73%	\$72,330/1.47%	\$25,594/.522%	\$142,448/2.89%	\$70,074/1.42%	\$15,216/.309%

DB = DEBIT (NEGATIVE AMOUNT) * = OTHER HUBS ** = ADJUSTED HUBS *** = DOLLARS REPORTED BUT NOT SHOWN IN THESE COLUMNS. SEE COVER LETTER PARA. 4
T=TREASURY, N=NON-TREASURY, S=SUBCONTRACTOR FUNDS & PROCUREMENT CARD HUB PURCHASES, TC=TERM CONTRACT, C=CONSOLIDATED. SEE PAGE 4 OF HUB REPORT FOR FUND TYPE DESCRIPTION.

714-UNIVERSITY OF TEXAS AT ARLINGTON-Heavy Construction Unadjusted Goal is 11.8%

FUND TYPE	TOTAL EXPENDITURES	TOTAL SPENT WITH NON-HUBS AMOUNT/%	TOTAL SPENT WITH **ADJ. HUBS 8.6%	TOTAL SPENT WITH *OTHER HUBS 5.3%	**ADJUSTED HUB GOAL 8.6%				*OTHER HUB GOAL 5.3% WOMAN AMOUNT/%
					ASIAN PACIFIC AMOUNT/%	BLACK AMOUNT/%	HISPANIC AMOUNT/%	NATIVE AMERICAN AMOUNT/%	
T	\$6,384		\$5,014/78.4%	\$1,380/21.5%					
N									
S									
-TC									
C	\$6,384		\$5,014/78.4%	\$1,380/21.5%		\$1,620/25.3%	\$3,394/53.0%		\$1,380/21.5%

714-UNIVERSITY OF TEXAS AT ARLINGTON-Building Construction Unadjusted Goal is 26.1%

FUND TYPE	TOTAL EXPENDITURES	TOTAL SPENT WITH NON-HUBS	TOTAL SPENT WITH **ADJ. HUBS 25.1%	TOTAL SPENT WITH *OTHER HUBS 1.0%	**ADJUSTED HUB GOAL 26.1%			*OTHER HUB GOAL 1.0%	
					BLACK	HISPANIC	WOMAN	ASIAN PACIFIC	NATIVE AMERICAN
T									
N									
S									
-TC									
C									

714-UNIVERSITY OF TEXAS AT ARLINGTON-Special Trade Unadjusted Goal is 57.2%

FUND TYPE	TOTAL EXPENDITURES	TOTAL SPENT WITH NON-HUBS	TOTAL SPENT WITH **ADJ. HUBS 47.0%	TOTAL SPENT WITH *OTHER HUBS 10.2%	**ADJUSTED HUB GOAL 47.0%			*OTHER HUB GOAL 10.2%	
					BLACK	HISPANIC	WOMAN	ASIAN PACIFIC	NATIVE AMERICAN
T	\$122,626	\$83,733/68.3%	\$8,298/6.77%	\$30,484/24.8%	\$375/.306%	\$7,923/6.46%			\$30,484/24.8%
N	\$3,416,856	\$1,821,978/56.2%	\$1,224,090/35.8%	\$272,788/7.97%	\$12,222/.357%	\$1,211,868/35.4%	\$79,763/2.33%		\$193,024/5.84%
S	***	***	\$20,845/1.15%			\$20,845/1.15%			
-TC	\$6,088		\$6,088/100%			\$6,088/100%			
C	\$3,535,285	\$2,008,712/56.7%	\$1,247,136/35.2%	\$303,282/8.57%	\$12,597/.356%	\$1,234,538/34.9%	\$79,763/2.25%		\$223,516/6.32%

714-UNIVERSITY OF TEXAS AT ARLINGTON-Professional Services Unadjusted Goal is 20.0%

FUND TYPE	TOTAL EXPENDITURES	TOTAL SPENT WITH NON-HUBS	TOTAL SPENT WITH **ADJ. HUBS 18.1%	TOTAL SPENT WITH *OTHER HUBS 1.9%	**ADJUSTED HUB GOAL 18.1%			*OTHER HUB GOAL 1.9%	
					BLACK	HISPANIC	WOMAN	ASIAN PACIFIC	NATIVE AMERICAN
T	\$7,687	\$7,687/100%							
N	\$307,333	\$260,554/81.2%		\$26,778/8.71%					\$1,020/.331%
S	***	***	\$512/.185%	\$19,235/6.98%		\$512/.185%			\$18,225/6.98%
-TC									
C	\$315,021	\$288,241/91.4%	\$512/.162%	\$46,008/14.6%		\$512/.162%			\$20,245/6.42%

714-UNIVERSITY OF TEXAS AT ARLINGTON-Other Services Unadjusted Goal is 33.0%

FUND TYPE	TOTAL EXPENDITURES	TOTAL SPENT WITH NON-HUBS	TOTAL SPENT WITH **ADJ. HUBS 33.0%	TOTAL SPENT WITH *OTHER HUBS 1.1%	**ADJUSTED HUB GOAL 33.0%			
					ASIAN PACIFIC	BLACK	HISPANIC	NATIVE AMERICAN
T	\$141,550	\$116,327/82.1%	\$25,222/17.6%					
N	\$3,766,217	\$3,305,313/87.9%	\$450,903/12.0%			\$32,461/.864%	\$25,222/17.8%	\$208,227/5.49%
S							\$13,844/.369%	\$198,350/5.28%
-TC								
C	\$3,887,767	\$3,421,641/87.7%	\$476,126/12.2%			\$32,461/.832%	\$39,067/1.00%	\$208,227/5.29%

714-UNIVERSITY OF TEXAS AT ARLINGTON-Commodity Purchasing Unadjusted Goal is 12.5%

FUND TYPE	TOTAL EXPENDITURES	TOTAL SPENT WITH NON-HUBS	TOTAL SPENT WITH **ADJ. HUBS 11.5%	TOTAL SPENT WITH *OTHER HUBS 1.1%	**ADJUSTED HUB GOAL 11.5%				*OTHER HUB GOAL 1.1%	
					BLACK	HISPANIC	WOMAN	ASIAN PACIFIC	NATIVE AMERICAN	
T	\$1,290,012	\$1,167,029/90.4%	\$116,627/9.04%	\$6,356/.492%	\$2,178/.168%	\$6,964/.539%	\$107,488/8.33%	\$6,269/.485%	\$87/.008%	
N	\$8,382,947	\$8,459,228/90.1%	\$860,522/9.17%	\$63,196/.873%	\$47,720/.608%	\$57,301/.710%	\$756,500/8.05%	\$36,229/.468%	\$26,870/.341%	
S	***	***	\$213,801/11.0%	\$19,527/1.01%	\$7,018/.363%	\$62,321/3.22%	\$144,464/7.47%	\$3,807/.187%	\$15,720/.813%	
-TC	\$33,900	\$33,684/99.3%	\$216/.636%				\$216/.636%			
C	\$10,638,068	\$9,692,572/90.1%	\$1,190,735/11.1%	\$88,080/.837%	\$55,812/.514%	\$128,688/1.18%	\$1,007,236/9.46%	\$48,302/.455%	\$42,777/.402%	

DB = DEBIT (NEGATIVE AMOUNT) * = OTHER HUBS ** = ADJUSTED HUBS *** = DOLLARS REPORTED BUT NOT SHOWN IN THESE COLUMNS. SEE COVER LETTER PARA. 4
T=TREASURY, N=NON-TREASURY, S=SUBCONTRACTOR FUNDS & PROCUREMENT CARD HUB PURCHASES, TC=TERM CONTRACT, C=CONSOLIDATED. SEE PAGE 4 OF HUB REPORT FOR FUND TYPE DESCRIPTION.

715-PRAIRIE VIEW A & M UNIVERSITY-Heavy Construction Unadjusted Goal is 11.8%

FUND TYPE	TOTAL EXPENDITURES	TOTAL SPENT WITH NON-HUBS AMOUNT/%	TOTAL SPENT WITH **ADJ. HUBS 8.4%	TOTAL SPENT WITH *OTHER HUBS 5.3%	ASIAN PACIFIC AMOUNT/%	**ADJUSTED HUB GOAL 8.6%	BLACK AMOUNT/%	HISPANIC AMOUNT/%	NATIVE AMERICAN AMOUNT/%	*OTHER HUB GOAL 5.3%
T										
N	\$325,649	\$324,424/99.8%		\$1,225/.376%						\$1,225/.376%
S										
-TC										
C	\$325,649	\$324,424/99.6%		\$1,225/.376%						\$1,225/.376%

715-PRAIRIE VIEW A & M UNIVERSITY-Building Construction Unadjusted Goal is 26.1%

FUND TYPE	TOTAL EXPENDITURES	TOTAL SPENT WITH NON-HUBS	TOTAL SPENT WITH **ADJ. HUBS 25.1%	TOTAL SPENT WITH *OTHER HUBS 1.0%	BLACK	**ADJUSTED HUB GOAL 25.1%	HISPANIC	WOMAN	*OTHER HUB GOAL 1.0%
T	\$1,100DB		\$1,100DB						
N	\$908,938	\$845,017/92.9%	\$56,910/6.26%	\$7,009/.771%	\$1,100DB				
S					\$247/.027%			\$56,663/6.23%	\$7,009/.771%
-TC									
C	\$907,638	\$845,017/93.0%	\$55,810/6.14%	\$7,009/.772%	\$552DB			\$56,663/6.24%	\$7,009/.772%

715-PRAIRIE VIEW A & M UNIVERSITY-Special Trade Unadjusted Goal is 57.2%

FUND TYPE	TOTAL EXPENDITURES	TOTAL SPENT WITH NON-HUBS	TOTAL SPENT WITH **ADJ. HUBS 47.0%	TOTAL SPENT WITH *OTHER HUBS 10.2%	BLACK	**ADJUSTED HUB GOAL 47.0%	HISPANIC	WOMAN	*OTHER HUB GOAL 10.2%
T									
N	\$401,845	\$401,845/100%							
S									
-TC									
C	\$401,845	\$401,845/100%							

715-PRAIRIE VIEW A & M UNIVERSITY-Professional Services Unadjusted Goal is 20.0%

FUND TYPE	TOTAL EXPENDITURES	TOTAL SPENT WITH NON-HUBS	TOTAL SPENT WITH **ADJ. HUBS 18.1%	TOTAL SPENT WITH *OTHER HUBS 1.9%	BLACK	**ADJUSTED HUB GOAL 18.1%	HISPANIC	WOMAN	*OTHER HUB GOAL 1.9%
T									
N	\$18,298	\$18,298/100%							
S									
-TC									
C	\$18,298	\$18,298/100%							

715-PRAIRIE VIEW A & M UNIVERSITY-Other Services Unadjusted Goal is 33.0%

FUND TYPE	TOTAL EXPENDITURES	TOTAL SPENT WITH NON-HUBS	TOTAL SPENT WITH **ADJ. HUBS 32.0%	ASIAN PACIFIC	BLACK	**ADJUSTED HUB GOAL 33.0%	HISPANIC	NATIVE AMERICAN	WOMAN
T	\$100,488	\$100,488/100%							
N	\$2,972,656	\$2,837,066/98.8%	\$35,589/1.19%	\$3,648/.122%	\$25,578/.860%		\$5/.000%		\$6,358/.213%
S									
-TC									
C	\$3,073,143	\$3,037,554/98.8%	\$35,589/1.15%	\$3,648/.118%	\$25,578/.832%		\$5/.000%		\$6,358/.206%

715-PRAIRIE VIEW A & M UNIVERSITY-Commodity Purchasing Unadjusted Goal is 12.6%

FUND TYPE	TOTAL EXPENDITURES	TOTAL SPENT WITH NON-HUBS	TOTAL SPENT WITH **ADJ. HUBS 11.5%	TOTAL SPENT WITH *OTHER HUBS 1.1%	BLACK	**ADJUSTED HUB GOAL 11.5%	HISPANIC	WOMAN	*OTHER HUB GOAL 1.1%
T	\$48,116	\$45,566/92.7%	\$3,548/7.22%						
N	\$2,669,995	\$2,485,713/93.4%	\$117,974/4.41%	\$56,266/2.10%	\$956/1.84%			\$2,592/5.27%	
S					\$28,738/1.07%			\$18,427/.580%	\$70,809/2.65%
-TC									
C	\$2,719,071	\$2,641,280/93.4%	\$121,524/4.48%	\$56,266/2.06%	\$29,695/1.09%			\$18,427/.677%	\$73,401/2.69%

DB = DEBIT (NEGATIVE AMOUNT) * = OTHER HUBS ** = ADJUSTED HUBS *** = DOLLARS REPORTED BUT NOT SHOWN IN THESE COLUMNS. SEE COVER LETTER PARA. 4
T-TREASURY, N-NON-TREASURY, S-SUBCONTRACTOR FUNDS & PROCUREMENT CARD HUB PURCHASES, TC-TERM CONTRACT, C-CONSOLIDATED. SEE PAGE 4 OF HUB REPORT FOR FUND TYPE DESCRIPTION.

716-TEXAS ENGINEERING EXTENSION SERVICE-Heavy Construction Unadjusted Goal is 11.8%

FUND TYPE	TOTAL EXPENDITURES	TOTAL SPENT WITH NON-HUBS AMOUNT/%	TOTAL SPENT WITH **ADJ. HUBS 8.6% AMOUNT/%	TOTAL SPENT WITH *OTHER HUBS 5.3% AMOUNT/%	**ADJUSTED HUB GOAL 8.6%				*OTHER HUB GOAL 5.3% WOMAN AMOUNT/%
					ASIAN PACIFIC AMOUNT/%	BLACK AMOUNT/%	HISPANIC AMOUNT/%	NATIVE AMERICAN AMOUNT/%	
T	\$5,110	\$5,110/100%							
N	\$8,968	\$7,285/82.3%		\$1,583/17.6%					\$1,583/17.6%
S									
-TC									
C	\$14,078	\$12,495/88.7%		\$1,583/11.2%					\$1,583/11.2%

716-TEXAS ENGINEERING EXTENSION SERVICE-Building Construction Unadjusted Goal is 28.1%

FUND TYPE	TOTAL EXPENDITURES	TOTAL SPENT WITH NON-HUBS	TOTAL SPENT WITH **ADJ. HUBS 25.1% AMOUNT/%	TOTAL SPENT WITH *OTHER HUBS 1.0% AMOUNT/%	**ADJUSTED HUB GOAL 25.1%			*OTHER HUB GOAL 1.0%	
					BLACK	HISPANIC	WOMAN	ASIAN PACIFIC	NATIVE AMERICAN
T									
N	\$592,889	\$592,889/100%							
S									
-TC									
C	\$592,889	\$592,889/100%							

716-TEXAS ENGINEERING EXTENSION SERVICE-Special Trade Unadjusted Goal is 57.2%

FUND TYPE	TOTAL EXPENDITURES	TOTAL SPENT WITH NON-HUBS	TOTAL SPENT WITH **ADJ. HUBS 37.0% AMOUNT/%	TOTAL SPENT WITH *OTHER HUBS 16.2% AMOUNT/%	**ADJUSTED HUB GOAL 47.0%		*OTHER HUB GOAL 10.2%		
					BLACK	HISPANIC	ASIAN PACIFIC	NATIVE AMERICAN	WOMAN
T	\$10,341	\$10,341/100%							
N	\$142,714	\$128,954/91.0%	\$12,760/8.94%			\$12,760/8.94%			
S									
-TC									
C	\$153,058	\$140,285/91.8%	\$12,760/8.33%			\$12,760/8.33%			

716-TEXAS ENGINEERING EXTENSION SERVICE-Professional Services Unadjusted Goal is 20.0%

FUND TYPE	TOTAL EXPENDITURES	TOTAL SPENT WITH NON-HUBS	TOTAL SPENT WITH **ADJ. HUBS 18.1% AMOUNT/%	TOTAL SPENT WITH *OTHER HUBS 1.9% AMOUNT/%	**ADJUSTED HUB GOAL 18.1%			*OTHER HUB GOAL 1.9%	
					BLACK	HISPANIC	WOMAN	ASIAN PACIFIC	NATIVE AMERICAN
T									
N	\$256,007	\$244,595/95.5%	\$11,412/4.45%			\$4,176/1.63%	\$7,236/2.82%		
S									
-TC									
C	\$256,007	\$244,595/95.5%	\$11,412/4.45%			\$4,176/1.63%	\$7,236/2.82%		

716-TEXAS ENGINEERING EXTENSION SERVICE-Other Services Unadjusted Goal is 33.0%

FUND TYPE	TOTAL EXPENDITURES	TOTAL SPENT WITH NON-HUBS	TOTAL SPENT WITH **ADJ. HUBS 33.0% AMOUNT/%	**ADJUSTED HUB GOAL 33.0%				
				ASIAN PACIFIC	BLACK	HISPANIC	NATIVE AMERICAN	WOMAN
T	\$172,302	\$171,349/99.4%	\$953/.553%					
N	\$3,858,505	\$3,712,587/96.2%	\$142,917/3.70%	\$156/.090%	\$314/.008%	\$620/.016%	\$627/.038%	\$170/.098%
S								
-TC	\$9,459	\$9,459/100%						
C	\$4,018,348	\$3,874,477/96.4%	\$143,871/3.58%	\$471/.011%	\$620/.015%	\$7,654/.188%		\$135,226/3.36%

716-TEXAS ENGINEERING EXTENSION SERVICE-Commodity Purchasing Unadjusted Goal is 12.8%

FUND TYPE	TOTAL EXPENDITURES	TOTAL SPENT WITH NON-HUBS	TOTAL SPENT WITH **ADJ. HUBS 11.5% AMOUNT/%	TOTAL SPENT WITH *OTHER HUBS 1.1% AMOUNT/%	**ADJUSTED HUB GOAL 11.5%			*OTHER HUB GOAL 1.1%	
					BLACK	HISPANIC	WOMAN	ASIAN PACIFIC	NATIVE AMERICAN
T	\$607,466	\$574,649/94.5%	\$23,188/3.81%						
N	\$2,355,350	\$2,246,228/96.7%	\$93,209/2.78%	\$16,813/.471%					
S									
-TC	\$20,035	\$20,035/100%							
C	\$3,942,780	\$3,800,441/96.4%	\$118,607/2.95%	\$25,432/.645%	\$36,240/.918%	\$377/.009%	\$78,889/2.02%	\$26,432/.645%	

DB = DEBIT (NEGATIVE AMOUNT) * = OTHER HUBS ** = ADJUSTED HUBS *** = DOLLARS REPORTED BUT NOT SHOWN IN THESE COLUMNS. SEE COVER LETTER PARA. 4
T=TREASURY, N=NON-TREASURY, S=SUBCONTRACTOR FUNDS & PROCUREMENT CARD HUB PURCHASES, TC=TERM CONTRACT, C=CONSOLIDATED. SEE PAGE 8 OF HUB REPORT FOR FUND TYPE DESCRIPTION.

717-TEXAS SOUTHERN UNIVERSITY-Heavy Construction Unadjusted Goal is 11.9%

FUND TYPE	TOTAL EXPENDITURES	TOTAL SPENT WITH NON-HUBS AMOUNT/%	TOTAL SPENT WITH **ADJ. HUBS 8.9% AMOUNT/%	TOTAL SPENT WITH *OTHER HUBS 5.3% AMOUNT/%	**ADJUSTED HUB GOAL 6.6%				*OTHER HUB GOAL 5.3% WOMAN AMOUNT/%
					ASIAN PACIFIC AMOUNT/%	BLACK AMOUNT/%	HISPANIC AMOUNT/%	NATIVE AMERICAN AMOUNT/%	
T	\$70,263	\$70,263/100%							
N	\$550	\$550/100%							
S									
-TC									
C	\$70,813	\$70,813/100%							

717-TEXAS SOUTHERN UNIVERSITY-Building Construction Unadjusted Goal is 26.1%

FUND TYPE	TOTAL EXPENDITURES	TOTAL SPENT WITH NON-HUBS	TOTAL SPENT WITH **ADJ. HUBS 25.1%	TOTAL SPENT WITH *OTHER HUBS 1.0%	**ADJUSTED HUB GOAL 25.1%			*OTHER HUB GOAL 1.0%	
					BLACK	HISPANIC	WOMAN	ASIAN PACIFIC	NATIVE AMERICAN
T	\$58,357	\$49,787/85.3%	\$6,664/10.0%				\$6,664/10.0%		
N	\$127,330	\$127,330/100%							
S									
-TC									
C	\$182,681	\$177,117/96.9%	\$6,664/3.04%				\$6,664/3.04%		

717-TEXAS SOUTHERN UNIVERSITY-Special Trade Unadjusted Goal is 57.2%

FUND TYPE	TOTAL EXPENDITURES	TOTAL SPENT WITH NON-HUBS	TOTAL SPENT WITH **ADJ. HUBS 47.0%	TOTAL SPENT WITH *OTHER HUBS 10.2%	**ADJUSTED HUB GOAL 47.0%		*OTHER HUB GOAL 10.2%		
					BLACK	HISPANIC	ASIAN PACIFIC	NATIVE AMERICAN	WOMAN
T	\$1,964,538	\$1,062,880/53.5%	\$272,748/13.6%	\$639,110/32.5%	\$245,143/12.4%	\$27,805/1.40%	\$60,974/3.10%		\$678,136/28.4%
N	\$6,868,323	\$5,845,701/89.7%	\$13,632/.222%		\$367,008%	\$13,265/.226%			
S	***	***	\$151,534/1.97%	\$26,803/.376%	\$23,500/.305%	\$128,034/1.66%			\$7,840/.103%
-TC	\$5,785,149	\$5,795,148/100%							
C	\$2,028,723	\$1,102,231/64.3%	\$437,915/21.5%	\$688,013/32.8%	\$269,011/13.2%	\$168,904/6.32%	\$81,937/4.03%		\$588,078/28.8%

717-TEXAS SOUTHERN UNIVERSITY-Professional Services Unadjusted Goal is 20.0%

FUND TYPE	TOTAL EXPENDITURES	TOTAL SPENT WITH NON-HUBS	TOTAL SPENT WITH **ADJ. HUBS 16.1%	TOTAL SPENT WITH *OTHER HUBS 1.9%	**ADJUSTED HUB GOAL 16.1%			*OTHER HUB GOAL 1.9%	
					BLACK	HISPANIC	WOMAN	ASIAN PACIFIC	NATIVE AMERICAN
T									
N	\$210,183	\$210,183/100%							
S									
-TC									
C	\$210,183	\$210,183/100%							

717-TEXAS SOUTHERN UNIVERSITY-Other Services Unadjusted Goal is 33.0%

FUND TYPE	TOTAL EXPENDITURES	TOTAL SPENT WITH NON-HUBS	TOTAL SPENT WITH **ADJ. HUBS 33.0%	**ADJUSTED HUB GOAL 33.0%				
				ASIAN PACIFIC	BLACK	HISPANIC	NATIVE AMERICAN	WOMAN
T	\$2,544,724	\$2,323,459/91.5%	\$215,244/8.45%	\$68,300/2.29%	\$140,332/5.51%	\$14,698/.673%		\$2,035/.080%
N	\$2,352,549	\$2,002,318/85.1%	\$350,230/14.8%	\$651/.023%	\$252,910/11.1%			\$86,759/3.68%
S								
-TC	\$20,525	\$14,938/72.7%	\$5,587/27.2%		\$5,587/27.2%			
C	\$4,878,747	\$4,316,838/88.5%	\$568,908/11.4%	\$58,851/1.20%	\$397,856/8.15%	\$14,596/.299%		\$88,804/1.82%

717-TEXAS SOUTHERN UNIVERSITY-Commodity Purchasing Unadjusted Goal is 12.6%

FUND TYPE	TOTAL EXPENDITURES	TOTAL SPENT WITH NON-HUBS	TOTAL SPENT WITH **ADJ. HUBS 11.5%	TOTAL SPENT WITH *OTHER HUBS 1.1%	**ADJUSTED HUB GOAL 11.5%			*OTHER HUB GOAL 1.1%	
					BLACK	HISPANIC	WOMAN	ASIAN PACIFIC	NATIVE AMERICAN
T	\$4,019,382	\$3,865,455/96.1%	\$144,156/3.58%	\$9,770/.243%	\$41,515/1.03%	\$625/.015%	\$102,015/2.53%		\$9,770/.243%
N	\$683,154	\$653,958/96.6%	\$29,197/3.30%		\$5,668/.641%		\$23,628/2.66%		
S									
-TC	\$144,793	\$114,197/78.8%	\$30,218/20.8%	\$376/.260%	\$2,516/1.73%		\$27,702/18.1%		\$376/.260%
C	\$4,767,743	\$4,605,215/96.7%	\$143,134/3.00%	\$9,393/.197%	\$44,656/.938%	\$625/.013%	\$97,841/2.06%		\$9,393/.197%

DB = DEBIT (NEGATIVE AMOUNT) * = OTHER HUBS ** = ADJUSTED HUBS *** = DOLLARS REPORTED BUT NOT SHOWN IN THESE COLUMNS. SEE COVER LETTER PARA. 4
T-TREASURY, N-NON-TREASURY, S-SUBCONTRACTOR FUNDS & PROCUREMENT CARD HUB PURCHASES, TC-TERM CONTRACT, C-CONSOLIDATED. SEE PAGE 4 OF HUB REPORT FOR FUND TYPE DESCRIPTION.

718-TEXAS A & M UNIVERSITY AT GALVESTON-Heavy Construction Unadjusted Goal is 11.9%

FUND TYPE	TOTAL EXPENDITURES	TOTAL SPENT WITH NON-HUBS AMOUNT/%	TOTAL SPENT WITH **ADJ. HUBS 6.6% AMOUNT/%	TOTAL SPENT WITH *OTHER HUBS 5.3% AMOUNT/%	**ADJUSTED HUB GOAL 6.6%				*OTHER HUB GOAL 5.3%	
					ASIAN PACIFIC AMOUNT/%	BLACK AMOUNT/%	HISPANIC AMOUNT/%	NATIVE AMERICAN AMOUNT/%	WOMAN AMOUNT/%	
T										
N										
S										
-TC										
C										

718-TEXAS A & M UNIVERSITY AT GALVESTON-Building Construction Unadjusted Goal is 26.1%

FUND TYPE	TOTAL EXPENDITURES	TOTAL SPENT WITH NON-HUBS	TOTAL SPENT WITH **ADJ. HUBS 26.1%	TOTAL SPENT WITH *OTHER HUBS 1.0%	**ADJUSTED HUB GOAL 26.1%			*OTHER HUB GOAL 1.0%	
					BLACK	HISPANIC	WOMAN	ASIAN PACIFIC	NATIVE AMERICAN
T									
N	\$163,185	\$92,829/56.8%	\$70,355/43.1%		\$68,877/42.8%			\$478/.293%	
S									
-TC									
C	\$163,185	\$92,829/56.8%	\$70,355/43.1%		\$68,877/42.8%			\$478/.293%	

718-TEXAS A & M UNIVERSITY AT GALVESTON-Special Trade Unadjusted Goal is 57.2%

FUND TYPE	TOTAL EXPENDITURES	TOTAL SPENT WITH NON-HUBS	TOTAL SPENT WITH **ADJ. HUBS 47.0%	TOTAL SPENT WITH *OTHER HUBS 10.2%	**ADJUSTED HUB GOAL 47.0%		*OTHER HUB GOAL 10.2%		
					BLACK	HISPANIC	ASIAN PACIFIC	NATIVE AMERICAN	WOMAN
T									
N	\$633	\$633/100%							
S									
-TC									
C	\$633	\$633/100%							

718-TEXAS A & M UNIVERSITY AT GALVESTON-Professional Services Unadjusted Goal is 20.0%

FUND TYPE	TOTAL EXPENDITURES	TOTAL SPENT WITH NON-HUBS	TOTAL SPENT WITH **ADJ. HUBS 18.1%	TOTAL SPENT WITH *OTHER HUBS 1.8%	**ADJUSTED HUB GOAL 18.1%			*OTHER HUB GOAL 1.8%	
					BLACK	HISPANIC	WOMAN	ASIAN PACIFIC	NATIVE AMERICAN
T									
N	\$11,666	\$11,666/100%							
S	\$22,552	\$22,552/100%							
-TC									
C	\$34,218	\$34,218/100%							

718-TEXAS A & M UNIVERSITY AT GALVESTON-Other Services Unadjusted Goal is 33.0%

FUND TYPE	TOTAL EXPENDITURES	TOTAL SPENT WITH NON-HUBS	TOTAL SPENT WITH **ADJ. HUBS 23.0%	TOTAL SPENT WITH *OTHER HUBS 1.1%	**ADJUSTED HUB GOAL 33.0%				WOMAN
					ASIAN PACIFIC	BLACK	HISPANIC	NATIVE AMERICAN	
T									
N	\$123,287	\$120,817/97.9%	\$2,466/2.00%						\$2,466/2.00%
S	\$589,076	\$574,809/96.9%	\$24,265/4.05%		\$198/.032%	\$21,468/3.58%	\$48/.007%		\$2,555/.426%
-TC									
C	\$722,358	\$695,626/96.2%	\$26,731/3.70%		\$198/.027%	\$21,468/2.87%	\$48/.006%		\$5,021/.695%

718-TEXAS A & M UNIVERSITY AT GALVESTON-Commodity Purchasing Unadjusted Goal is 12.6%

FUND TYPE	TOTAL EXPENDITURES	TOTAL SPENT WITH NON-HUBS	TOTAL SPENT WITH **ADJ. HUBS 11.5%	TOTAL SPENT WITH *OTHER HUBS 1.1%	**ADJUSTED HUB GOAL 11.5%			*OTHER HUB GOAL 1.1%	
					BLACK	HISPANIC	WOMAN	ASIAN PACIFIC	NATIVE AMERICAN
T									
N	\$300,384	\$285,352/94.9%	\$15,032/5.0%						
S	\$1,738,785	\$1,705,145/98.0%	\$27,926/1.60%		\$6,397/2.12%	\$3,075/1.02%	\$358/.119%		\$5,211/1.73%
-TC									
C	\$2,033,822	\$1,845,200/90.8%	\$27,767/1.36%		\$6,397/.314%	\$14,180/.697%	\$17,189/.844%		\$10,825/.537%

DB = DEBIT (NEGATIVE AMOUNT) * = OTHER HUBS ** = ADJUSTED HUBS *** = DOLLARS REPORTED BUT NOT SHOWN IN THESE COLUMNS. SEE COVER LETTER PARA. 4
T=TREASURY, N=NON-TREASURY, S=SUBCONTRACTOR FUNDS & PROCUREMENT CARD HUB PURCHASES, TC=TERM CONTRACT, C=CONSOLIDATED. SEE PAGE 4 OF HUB REPORT FOR FUND TYPE DESCRIPTION.

719-Tx State Technical College-Heavy Construction Unadjusted Goal is 11.9%

FUND TYPE	TOTAL EXPENDITURES	TOTAL SPENT WITH NON-HUBS AMOUNT/%	TOTAL SPENT WITH **ADJ. HUBS 8.0% AMOUNT/%	TOTAL SPENT WITH *OTHER HUBS 3.3% AMOUNT/%	**ADJUSTED HUB GOAL 8.6%				*OTHER HUB GOAL 5.3% WOMAN AMOUNT/%
					ASIAN PACIFIC AMOUNT/%	BLACK AMOUNT/%	HISPANIC AMOUNT/%	NATIVE AMERICAN AMOUNT/%	
T	\$617,037	\$617,037/100%							
N	\$208,880	\$201,065/96.2%	\$7,815/3.74%					\$7,815/3.74%	
S									
-TC									
C	\$1,025,918	\$1,018,103/99.2%	\$7,815/.761%					\$7,815/.761%	

719-Tx State Technical College-Building Construction Unadjusted Goal is 28.1%

FUND TYPE	TOTAL EXPENDITURES	TOTAL SPENT WITH NON-HUBS	TOTAL SPENT WITH **ADJ. HUBS 25.3%	TOTAL SPENT WITH *OTHER HUBS 1.0%	**ADJUSTED HUB GOAL 25.1%			*OTHER HUB GOAL 1.0%	
					BLACK	HISPANIC	WOMAN	ASIAN PACIFIC	NATIVE AMERICAN
T	\$36,934	\$19,064/51.6%	\$17,870/48.3%						
N	\$282,902	\$281,402/96.4%	\$1,500/.530%					\$1,500/.530%	
S									
-TC									
C	\$319,837	\$300,467/93.9%	\$19,370/6.06%			\$17,870/5.58%		\$1,500/.468%	

719-Tx State Technical College-Special Trade Unadjusted Goal is 57.2%

FUND TYPE	TOTAL EXPENDITURES	TOTAL SPENT WITH NON-HUBS	TOTAL SPENT WITH **ADJ. HUBS 47.0%	TOTAL SPENT WITH *OTHER HUBS 10.2%	**ADJUSTED HUB GOAL 47.0%			*OTHER HUB GOAL 10.2%		
					BLACK	HISPANIC	WOMAN	ASIAN PACIFIC	NATIVE AMERICAN	WOMAN
T	\$356,296	\$315,683/88.6%	\$31,799/8.92%	\$8,813/2.47%						
N	\$1,037,804	\$925,893/89.2%	\$99,718/9.80%	\$12,291/1.16%		\$31,799/3.92%			\$8,813/2.47%	
S						\$99,718/9.80%			\$12,291/1.16%	
-TC	\$7,713	\$7,713/100%								
C	\$1,386,487	\$1,233,893/88.9%	\$131,518/9.48%	\$21,105/1.52%		\$131,518/9.48%			\$21,105/1.52%	

719-Tx State Technical College-Professional Services Unadjusted Goal is 20.0%

FUND TYPE	TOTAL EXPENDITURES	TOTAL SPENT WITH NON-HUBS	TOTAL SPENT WITH **ADJ. HUBS 18.1%	TOTAL SPENT WITH *OTHER HUBS 1.0%	**ADJUSTED HUB GOAL 18.1%			*OTHER HUB GOAL 1.0%	
					BLACK	HISPANIC	WOMAN	ASIAN PACIFIC	NATIVE AMERICAN
T	\$24,128	\$24,128/100%							
N	\$22,483	\$22,483/100%							
S									
-TC									
C	\$46,592	\$46,592/100%							

719-Tx State Technical College-Other Services Unadjusted Goal is 33.0%

FUND TYPE	TOTAL EXPENDITURES	TOTAL SPENT WITH NON-HUBS	TOTAL SPENT WITH **ADJ. HUBS 23.0%	**ADJUSTED HUB GOAL 33.0%				
				ASIAN PACIFIC	BLACK	HISPANIC	NATIVE AMERICAN	WOMAN
T	\$1,638,144	\$1,480,410/90.4%	\$155,733/9.51%					
N	\$1,532,637	\$1,402,765/91.5%	\$129,871/8.47%	\$11,078/.877%	\$83,835/3.80%	\$53,298/3.25%		\$27,524/1.68%
S				\$485/.021%	\$60,045/3.91%	\$56,523/3.68%		\$12,818/.836%
-TC	\$44,310	\$44,310/100%						
C	\$3,124,470	\$2,838,664/90.8%	\$285,805/9.14%	\$11,563/.370%	\$123,880/3.98%	\$109,818/3.51%		\$40,343/1.29%

719-Tx State Technical College-Commodity Purchasing Unadjusted Goal is 12.6%

FUND TYPE	TOTAL EXPENDITURES	TOTAL SPENT WITH NON-HUBS	TOTAL SPENT WITH **ADJ. HUBS 11.5%	TOTAL SPENT WITH *OTHER HUBS 1.1%	**ADJUSTED HUB GOAL 11.5%			*OTHER HUB GOAL 1.1%	
					BLACK	HISPANIC	WOMAN	ASIAN PACIFIC	NATIVE AMERICAN
T	\$5,142,458	\$4,328,939/84.1%	\$404,902/7.87%	\$407,645/7.92%					
N	\$3,284,818	\$3,018,314/91.8%	\$174,413/5.30%	\$92,188/2.80%	\$19,106/.371%	\$114,182/2.22%	\$271,603/5.28%	\$388,755/7.75%	\$8,889/.172%
S					\$8,479/.258%	\$58,921/2.54%	\$79,012/2.60%		\$52,188/2.80%
-TC	\$544,349	\$520,172/97.3%	\$12,801/2.31%	\$1,575/.288%	\$608/.111%	\$869/.159%	\$11,125/2.04%		\$1,575/.288%
C	\$7,883,055	\$6,818,081/86.4%	\$588,715/7.48%	\$496,258/6.32%	\$26,979/.342%	\$200,244/2.54%	\$329,491/4.30%	\$489,168/6.20%	\$8,889/.112%

DB = DEBIT (NEGATIVE AMOUNT) * = OTHER HUBS ** = ADJUSTED HUBS *** = DOLLARS REPORTED BUT NOT SHOWN IN THESE COLUMNS. SEE COVER LETTER PARA. 4
T=TREASURY, N=NON-TREASURY, S=SUBCONTRACTOR FUNDS & PROCUREMENT CARD HUB PURCHASES, TC=TERM CONTRACT, C=CONSOLIDATED. SEE PAGE 4 OF HUB REPORT FOR FUND TYPE DESCRIPTION.

720-UNIVERSITY OF TEXAS SYSTEM-Heavy Construction Unadjusted Goal is 11.9%

FUND TYPE	TOTAL EXPENDITURES	TOTAL SPENT WITH NON-HUBS AMOUNT/%	TOTAL SPENT WITH **ADJ. HUBS 5.5%	TOTAL SPENT WITH *OTHER HUBS 5.3%	**ADJUSTED HUB GOAL 5.6%				*OTHER HUB GOAL 5.3% WOMAN AMOUNT/%
					ASIAN PACIFIC AMOUNT/%	BLACK AMOUNT/%	HISPANIC AMOUNT/%	NATIVE AMERICAN AMOUNT/%	
T	\$1,910	\$1,910/100 %							
N	\$1,275	\$1,275/100 %							
S									
TC									
C	\$3,185	\$3,185/100 %							

720-UNIVERSITY OF TEXAS SYSTEM-Building Construction Unadjusted Goal is 26.1%

FUND TYPE	TOTAL EXPENDITURES	TOTAL SPENT WITH NON-HUBS	TOTAL SPENT WITH **ADJ. HUBS 25.1%	TOTAL SPENT WITH *OTHER HUBS 1.0%	**ADJUSTED HUB GOAL 26.1%			*OTHER HUB GOAL 1.0%	
					BLACK	HISPANIC	WOMAN	ASIAN PACIFIC	NATIVE AMERICAN
T	\$123,524,410	\$123,524,410/100 %							
N	***	***	\$6,884,738/5.55%	\$347,006/.280%	\$601,921/.487%	\$2,427,063/1.96%	\$3,835,751/3.10%	\$307,365/.246%	\$39,640/.032%
S									
TC									
C	\$123,524,410	\$123,524,410/100 %	\$6,884,736/5.55%	\$347,006/.280%	\$601,921/.487%	\$2,427,063/1.96%	\$3,835,751/3.10%	\$307,365/.246%	\$39,640/.032%

720-UNIVERSITY OF TEXAS SYSTEM-Special Trade Unadjusted Goal is 57.2%

FUND TYPE	TOTAL EXPENDITURES	TOTAL SPENT WITH NON-HUBS	TOTAL SPENT WITH **ADJ. HUBS 47.0%	TOTAL SPENT WITH *OTHER HUBS 10.7%	**ADJUSTED HUB GOAL 47.0%		*OTHER HUB GOAL 10.2%		
					BLACK	HISPANIC	ASIAN PACIFIC	NATIVE AMERICAN	WOMAN
T	\$383,548	\$362,989/99.8%		\$599/.164%					\$599/.164%
N	\$190,436	\$190,113/99.8%		\$325/.170%					\$325/.170%
S									
TC									
C	\$554,027	\$553,103/99.8%		\$924/.166%					\$924/.166%

720-UNIVERSITY OF TEXAS SYSTEM-Professional Services Unadjusted Goal is 20.0%

FUND TYPE	TOTAL EXPENDITURES	TOTAL SPENT WITH NON-HUBS	TOTAL SPENT WITH **ADJ. HUBS 18.1%	TOTAL SPENT WITH *OTHER HUBS 1.8%	**ADJUSTED HUB GOAL 18.1%			*OTHER HUB GOAL 1.9%	
					BLACK	HISPANIC	WOMAN	ASIAN PACIFIC	NATIVE AMERICAN
T	\$1,615	\$1,615/100 %							
N	\$15,420,112	\$14,931,452/96.8%	\$488,659/3.16%	\$804,264/5.24%	\$51,818/.337%	\$133,356/.864%	\$355,302/2.30%	\$288,583/1.88%	
S	***	***							
TC									
C	\$15,421,728	\$14,933,068/96.8%	\$1,292,924/8.38%	\$288,583/1.87%	\$51,818/.335%	\$713,101/4.62%	\$528,004/3.42%	\$288,583/1.87%	

720-UNIVERSITY OF TEXAS SYSTEM-Other Services Unadjusted Goal is 33.0%

FUND TYPE	TOTAL EXPENDITURES	TOTAL SPENT WITH NON-HUBS	TOTAL SPENT WITH **ADJ. HUBS 33.0%	TOTAL SPENT WITH *OTHER HUBS 2.1%	**ADJUSTED HUB GOAL 33.0%				*OTHER HUB GOAL 1.1%
					ASIAN PACIFIC	BLACK	HISPANIC	NATIVE AMERICAN	
T	\$1,105,163	\$1,094,391/99.0%	\$10,771/.974%						\$349/.031%
N	\$11,777,681	\$10,618,758/91.0%	\$957,925/8.13%	\$197,788/2.91%	\$27,190/.230%	\$18,834/.161%	\$393,612/3.34%	\$520,287/4.41%	
S	***	***			\$17,139/.252%	\$436/.006%	\$143,236/2.10%	\$36,976/.544%	
TC	\$9,748	\$9,749/100 %							
C	\$12,673,096	\$11,904,398/92.4%	\$1,166,486/9.08%	\$197,788/2.91%	\$44,328/.344%	\$17,243/.134%	\$647,295/4.25%	\$657,613/4.33%	

720-UNIVERSITY OF TEXAS SYSTEM-Commodity Purchasing Unadjusted Goal is 12.6%

FUND TYPE	TOTAL EXPENDITURES	TOTAL SPENT WITH NON-HUBS	TOTAL SPENT WITH **ADJ. HUBS 11.5%	TOTAL SPENT WITH *OTHER HUBS 1.1%	**ADJUSTED HUB GOAL 11.5%			*OTHER HUB GOAL 1.1%	
					BLACK	HISPANIC	WOMAN	ASIAN PACIFIC	NATIVE AMERICAN
T	\$926,067	\$483,435/93.7%	\$26,159/4.97%	\$8,473/1.23%					
N	\$3,285,144	\$3,186,962/97.0%	\$88,626/2.73%	\$8,336/.253%	\$3,535/.872%	\$1,256/.238%	\$21,267/4.06%	\$6,473/1.23%	
S					\$2,176/.066%	\$11,076/.337%	\$76,573/2.33%	\$8,336/.253%	
TC	\$126,589	\$123,882/97.7%	\$2,804/2.28%				\$2,906/2.29%		
C	\$3,844,822	\$3,555,734/96.5%	\$113,078/3.06%	\$14,809/.401%	\$5,710/.155%	\$12,333/.334%	\$95,034/2.57%	\$14,809/.401%	

DB = DEBIT (NEGATIVE AMOUNT) * = OTHER HUBS ** = ADJUSTED HUBS *** = DOLLARS REPORTED BUT NOT SHOWN IN THESE COLUMNS. SEE COVER LETTER PARA. 4
T=TREASURY, N=NON-TREASURY, S=SUBCONTRACTOR FUNDS & PROCUREMENT CARD HUB PURCHASES, TC=TERM CONTRACT, C=CONSOLIDATED. SEE PAGE 4 OF HUB REPORT FOR FUND TYPE DESCRIPTION.

721-UNIVERSITY OF TEXAS AT AUSTIN-Heavy Construction Unadjusted Goal is 11.9%

FUND TYPE	TOTAL EXPENDITURES	TOTAL SPENT WITH NON-HUBS AMOUNT/%	TOTAL SPENT WITH **ADJ. HUBS 5.0% AMOUNT/%	TOTAL SPENT WITH *OTHER HUBS 5.3% AMOUNT/%	**ADJUSTED HUB GOAL 5.6%				*OTHER HUB GOAL 5.3% WOMAN AMOUNT/%
					ASIAN PACIFIC AMOUNT/%	BLACK AMOUNT/%	HISPANIC AMOUNT/%	NATIVE AMERICAN AMOUNT/%	
T	\$19,551	\$15,881/80.0%		\$3,910/19.9%					\$3,910/19.9%
N	\$334,253	\$240,536/71.9%	\$7,858/2.35%	\$85,868/25.6%			\$7,858/2.35%		\$85,868/25.6%
S									
-TC									
C	\$353,855	\$256,218/72.4%	\$7,858/2.22%	\$89,779/25.3%			\$7,858/2.22%		\$89,779/25.3%

721-UNIVERSITY OF TEXAS AT AUSTIN-Building Construction Unadjusted Goal is 26.1%

FUND TYPE	TOTAL EXPENDITURES	TOTAL SPENT WITH NON-HUBS	TOTAL SPENT WITH **ADJ. HUBS 25.1%	TOTAL SPENT WITH *OTHER HUBS 1.0%	**ADJUSTED HUB GOAL 25.1%			*OTHER HUB GOAL 1.0%	
					BLACK	HISPANIC	WOMAN	ASIAN PACIFIC	NATIVE AMERICAN
T	\$87	\$87/100%							
N	\$14,264	\$14,264/100%							
S									
-TC									
C	\$14,261	\$14,261/100%							

721-UNIVERSITY OF TEXAS AT AUSTIN-Special Trade Unadjusted Goal is 57.2%

FUND TYPE	TOTAL EXPENDITURES	TOTAL SPENT WITH NON-HUBS	TOTAL SPENT WITH **ADJ. HUBS 57.0%	TOTAL SPENT WITH *OTHER HUBS 10.2%	**ADJUSTED HUB GOAL 47.0%		*OTHER HUB GOAL 10.2%		
					BLACK	HISPANIC	ASIAN PACIFIC	NATIVE AMERICAN	WOMAN
T	\$1,175,550	\$878,634/83.0%	\$81,134/5.90%	\$117,880/10.0%		\$81,134/8.90%	\$3,560/.302%		\$114,320/9.72%
N	\$5,382,357	\$7,384,148/84.0%	\$109,647/1.20%	\$888,581/10.6%	\$8,048/.107%	\$100,589/1.20%			\$888,581/10.8%
S	***	***	\$117,500/1.24%	\$425,187/4.51%	\$3,050/.032%	\$114,450/1.21%			\$425,187/4.51%
-TC	\$475	\$475/100%							
C	\$9,557,461	\$8,260,206/87.4%	\$308,282/3.22%	\$1,431,670/14.9%	\$12,098/.128%	\$288,184/3.09%	\$3,560/.037%		\$1,428,110/14.9%

721-UNIVERSITY OF TEXAS AT AUSTIN-Professional Services Unadjusted Goal is 20.0%

FUND TYPE	TOTAL EXPENDITURES	TOTAL SPENT WITH NON-HUBS	TOTAL SPENT WITH **ADJ. HUBS 19.1%	TOTAL SPENT WITH *OTHER HUBS 1.8%	**ADJUSTED HUB GOAL 18.1%			*OTHER HUB GOAL 1.8%	
					BLACK	HISPANIC	WOMAN	ASIAN PACIFIC	NATIVE AMERICAN
T	\$181,391	\$114,691/63.2%	\$58,839/32.4%	\$7,860/4.33%		\$24,388/13.4%	\$34,471/19.0%		\$7,860/4.33%
N	\$1,395,923	\$1,254,128/89.9%	\$81,894/5.86%	\$62,801/4.48%		\$42,135/3.02%	\$39,659/2.83%		\$62,801/4.48%
S	***	***	\$10,000/.885%				\$10,000/.885%		
-TC									
C	\$1,580,314	\$1,368,818/86.6%	\$150,834/9.54%	\$70,661/4.47%		\$66,703/4.22%	\$84,131/5.32%		\$70,661/4.47%

721-UNIVERSITY OF TEXAS AT AUSTIN-Other Services Unadjusted Goal is 33.0%

FUND TYPE	TOTAL EXPENDITURES	TOTAL SPENT WITH NON-HUBS	TOTAL SPENT WITH **ADJ. HUBS 33.0%	TOTAL SPENT WITH *OTHER HUBS 1.3%	**ADJUSTED HUB GOAL 33.0%				*OTHER HUB GOAL 1.1%
					ASIAN PACIFIC	BLACK	HISPANIC	NATIVE AMERICAN	
T	\$2,636,170	\$2,450,561/92.9%	\$185,608/7.04%		\$4,590/.174%	\$53,085/2.01%	\$21,139/.801%		\$106,783/4.05%
N	\$25,473,608	\$24,083,005/94.5%	\$1,390,802/5.45%		\$24,964/.098%	\$70,479/2.78%	\$207,278/.813%	\$30,310/1.18%	\$1,057,570/4.15%
S									
-TC	\$106,852	\$106,753/99.9%	\$99/.092%						\$99/.092%
C	\$28,002,826	\$26,428,814/94.3%	\$1,576,111/5.62%		\$28,555/.105%	\$122,876/4.41%	\$228,415/8.15%	\$30,310/1.08%	\$1,184,254/4.15%

721-UNIVERSITY OF TEXAS AT AUSTIN-Commodity Purchasing Unadjusted Goal is 12.5%

FUND TYPE	TOTAL EXPENDITURES	TOTAL SPENT WITH NON-HUBS	TOTAL SPENT WITH **ADJ. HUBS 11.3%	TOTAL SPENT WITH *OTHER HUBS 1.1%	**ADJUSTED HUB GOAL 11.5%			*OTHER HUB GOAL 1.1%	
					BLACK	HISPANIC	WOMAN	ASIAN PACIFIC	NATIVE AMERICAN
T	\$11,852,611	\$10,879,656/91.7%	\$909,042/7.65%	\$63,912/.535%	\$156,267/1.31%	\$206,298/1.73%	\$547,567/4.61%	\$63,787/5.36%	\$125/.001%
N	\$45,687,744	\$41,131,556/90.0%	\$4,077,419/8.92%	\$478,768/1.04%	\$403,770/.843%	\$738,388/1.61%	\$2,934,248/6.42%	\$471,804/1.03%	\$6,964/.015%
S	***	***							
-TC	\$3,369,394	\$3,045,693/90.3%	\$320,350/9.50%	\$3,350/.098%	\$147/.004%	\$17,072/.506%	\$303,120/8.98%	\$3,350/.098%	
C	\$54,170,961	\$48,966,519/90.3%	\$4,666,110/8.61%	\$528,331/.955%	\$558,691/1.03%	\$927,536/1.71%	\$3,178,685/5.86%	\$832,241/.982%	\$7,089/.013%

DB = DEBIT (NEGATIVE AMOUNT) * = OTHER HUBS ** = ADJUSTED HUBS *** = DOLLARS REPORTED BUT NOT SHOWN IN THESE COLUMNS. SEE COVER LETTER PARA. 4
T=TREASURY, N=NON-TREASURY, S=SUBCONTRACTOR FUNDS & PROCUREMENT CARD HUB PURCHASES, TC=TERM CONTRACT, C=CONSOLIDATED. SEE PAGE 4 OF HUB REPORT FOR FUND TYPE DESCRIPTION.

723-UT MEDICAL BRANCH AT GALVESTON-Heavy Construction Unadjusted Goal is 11.8%

FUND TYPE	TOTAL EXPENDITURES	TOTAL SPENT WITH NON-HUBS AMOUNT/%	TOTAL SPENT WITH **ADJ. HUBS 6.0% AMOUNT/%	TOTAL SPENT WITH *OTHER HUBS 5.3% AMOUNT/%	**ADJUSTED HUB GOAL 8.6%				*OTHER HUB GOAL 5.3% WOMAN AMOUNT/%
					ASIAN PACIFIC AMOUNT/%	BLACK AMOUNT/%	HISPANIC AMOUNT/%	NATIVE AMERICAN AMOUNT/%	

T
N
S
-TC

C

723-UT MEDICAL BRANCH AT GALVESTON-Building Construction Unadjusted Goal is 26.1%

FUND TYPE	TOTAL EXPENDITURES	TOTAL SPENT WITH NON-HUBS	TOTAL SPENT WITH **ADJ. HUBS 23.1% AMOUNT/%	TOTAL SPENT WITH *OTHER HUBS 1.0% AMOUNT/%	**ADJUSTED HUB GOAL 29.1%			*OTHER HUB GOAL 1.0%	
					BLACK	HISPANIC	WOMAN	ASIAN PACIFIC	NATIVE AMERICAN

T
N
S
-TC

C

723-UT MEDICAL BRANCH AT GALVESTON-Special Trade Unadjusted Goal is 57.2%

FUND TYPE	TOTAL EXPENDITURES	TOTAL SPENT WITH NON-HUBS	TOTAL SPENT WITH **ADJ. HUBS 47.0% AMOUNT/%	TOTAL SPENT WITH *OTHER HUBS 10.2% AMOUNT/%	**ADJUSTED HUB GOAL 47.0%		*OTHER HUB GOAL 10.2%		
					BLACK	HISPANIC	ASIAN PACIFIC	NATIVE AMERICAN	WOMAN

T
N
S
-TC

C

723-UT MEDICAL BRANCH AT GALVESTON-Professional Services Unadjusted Goal is 20.0%

FUND TYPE	TOTAL EXPENDITURES	TOTAL SPENT WITH NON-HUBS	TOTAL SPENT WITH **ADJ. HUBS 18.1% AMOUNT/%	TOTAL SPENT WITH *OTHER HUBS 1.8% AMOUNT/%	**ADJUSTED HUB GOAL 18.1%			*OTHER HUB GOAL 1.8%	
					BLACK	HISPANIC	WOMAN	ASIAN PACIFIC	NATIVE AMERICAN

T
N
S
-TC

C

723-UT MEDICAL BRANCH AT GALVESTON-Other Services Unadjusted Goal is 33.0%

FUND TYPE	TOTAL EXPENDITURES	TOTAL SPENT WITH NON-HUBS	TOTAL SPENT WITH **ADJ. HUBS 33.0% AMOUNT/%	**ADJUSTED HUB GOAL 33.0%				
				ASIAN PACIFIC	BLACK	HISPANIC	NATIVE AMERICAN	WOMAN

T
N
S
-TC

C

723-UT MEDICAL BRANCH AT GALVESTON-Commodity Purchasing Unadjusted Goal is 12.6%

FUND TYPE	TOTAL EXPENDITURES	TOTAL SPENT WITH NON-HUBS	TOTAL SPENT WITH **ADJ. HUBS 11.5% AMOUNT/%	TOTAL SPENT WITH *OTHER HUBS 1.1% AMOUNT/%	**ADJUSTED HUB GOAL 11.5%			*OTHER HUB GOAL 1.1%	
					BLACK	HISPANIC	WOMAN	ASIAN PACIFIC	NATIVE AMERICAN

T
N
S
-TC

C

DB = DEBIT (NEGATIVE AMOUNT) * = OTHER HUBS ** = ADJUSTED HUBS *** = DOLLARS REPORTED BUT NOT SHOWN IN THESE COLUMNS. SEE COVER LETTER PARA. 4
T-TREASURY, N=NON-TREASURY, S-SUBCONTRACTOR FUNDS & PROCUREMENT CARD HUB PURCHASES, TC-TERM CONTRACT, C=CONSOLIDATED. SEE PAGE 4 OF HUB REPORT FOR FUND TYPE DESCRIPTION.

724-UNIVERSITY OF TEXAS AT EL PASO-Heavy Construction Unadjusted Goal is 11.9%

FUND TYPE	TOTAL EXPENDITURES	TOTAL SPENT WITH NON-HUBS AMOUNT/%	TOTAL SPENT WITH **ADJ. HUBS 6.6% AMOUNT/%	TOTAL SPENT WITH *OTHER HUBS 5.3% AMOUNT/%	**ADJUSTED HUB GOAL 6.6%				*OTHER HUB GOAL 5.3%
					ASIAN PACIFIC AMOUNT/%	BLACK AMOUNT/%	HISPANIC AMOUNT/%	NATIVE AMERICAN AMOUNT/%	WOMAN AMOUNT/%
T	\$2,378	\$2,378/100 %							
N									
S									
-TC									
C	\$2,378	\$2,378/100 %							

724-UNIVERSITY OF TEXAS AT EL PASO-Building Construction Unadjusted Goal is 26.1%

FUND TYPE	TOTAL EXPENDITURES	TOTAL SPENT WITH NON-HUBS	TOTAL SPENT WITH **ADJ. HUBS 25.1% AMOUNT/%	TOTAL SPENT WITH *OTHER HUBS 1.0% AMOUNT/%	**ADJUSTED HUB GOAL 25.1%			*OTHER HUB GOAL 1.0%	
					BLACK	HISPANIC	WOMAN	ASIAN PACIFIC	NATIVE AMERICAN
T	\$448,550	\$442,829/99.1%	\$3,721/.833%				\$3,721/.833%		
N	\$8,600	\$8,600/100 %							
S									
-TC									
C	\$437,760	\$434,029/99.1%	\$3,721/.850%				\$3,721/.850%		

724-UNIVERSITY OF TEXAS AT EL PASO-Special Trade Unadjusted Goal is 57.2%

FUND TYPE	TOTAL EXPENDITURES	TOTAL SPENT WITH NON-HUBS	TOTAL SPENT WITH **ADJ. HUBS 47.0% AMOUNT/%	TOTAL SPENT WITH *OTHER HUBS 10.2% AMOUNT/%	**ADJUSTED HUB GOAL 47.0%		*OTHER HUB GOAL 10.2%		
					BLACK	HISPANIC	ASIAN PACIFIC	NATIVE AMERICAN	WOMAN
T	\$9,521	\$9,521/100 %							
N	\$1,853,192	\$1,294,694/69.8%	\$558,337/30.1%	\$160/.008%		\$558,337/30.1%			\$160/.008%
S									
-TC									
C	\$1,882,713	\$1,304,216/70.0%	\$558,337/28.9%	\$160/.008%		\$558,337/28.9%			\$160/.008%

724-UNIVERSITY OF TEXAS AT EL PASO-Professional Services Unadjusted Goal is 20.0%

FUND TYPE	TOTAL EXPENDITURES	TOTAL SPENT WITH NON-HUBS	TOTAL SPENT WITH **ADJ. HUBS 18.1% AMOUNT/%	TOTAL SPENT WITH *OTHER HUBS 1.9% AMOUNT/%	**ADJUSTED HUB GOAL 18.1%			*OTHER HUB GOAL 1.9%	
					BLACK	HISPANIC	WDMAN	ASIAN PACIFIC	NATIVE AMERICAN
T	\$124,812	\$103,220/82.7%	\$21,592/17.2%				\$21,592/17.2%		
N									
S									
-TC									
C	\$124,812	\$103,220/82.7%	\$21,592/17.2%				\$21,592/17.2%		

724-UNIVERSITY OF TEXAS AT EL PASO-Other Services Unadjusted Goal is 33.0%

FUND TYPE	TOTAL EXPENDITURES	TOTAL SPENT WITH NON-HUBS	TOTAL SPENT WITH **ADJ. HUBS 33.0% AMOUNT/%	TOTAL SPENT WITH *OTHER HUBS 1.1% AMOUNT/%	**ADJUSTED HUB GOAL 33.0%			
					ASIAN PACIFIC	BLACK	HISPANIC	NATIVE AMERICAN
T	\$374,690	\$366,203/97.7%	\$8,387/2.23%					
N	\$2,353,470	\$2,225,805/94.5%	\$128,662/5.44%	\$269/.011%	\$8,427/.273%	\$86,543/3.67%		\$1,045/.279%
S								\$34,822/1.47%
-TC	\$67,819	\$67,819/100 %						
C	\$2,660,642	\$2,624,192/94.8%	\$136,449/5.12%		\$269/.010%	\$8,427/.241%	\$83,886/3.52%	\$35,667/1.34%

724-UNIVERSITY OF TEXAS AT EL PASO-Commodity Purchasing Unadjusted Goal is 12.6%

FUND TYPE	TOTAL EXPENDITURES	TOTAL SPENT WITH NON-HUBS	TOTAL SPENT WITH **ADJ. HUBS 11.5% AMOUNT/%	TOTAL SPENT WITH *OTHER HUBS 1.1% AMOUNT/%	**ADJUSTED HUB GOAL 11.5%			*OTHER HUB GOAL 1.1%	
					BLACK	HISPANIC	WDMAN	ASIAN PACIFIC	NATIVE AMERICAN
T	\$854,785	\$773,276/90.4%	\$43,488/5.04%	\$38,013/4.44%		\$23,705/2.77%	\$19,791/2.31%	\$38,013/4.44%	
N	\$6,236,403	\$7,770,763/94.3%	\$366,730/4.31%	\$109,918/1.33%		\$182,917/1.97%	\$192,812/2.34%	\$109,918/1.33%	
S	***	***	\$10,641/2.20%			\$3,439/.713%	\$7,201/1.49%		
-TC	\$845,182	\$844,767/99.8%	\$126/.013%	\$299/.031%		\$126/.013%		\$299/.031%	
C	\$8,145,988	\$7,599,262/93.2%	\$409,742/5.03%	\$147,633/1.81%		\$189,836/2.33%	\$218,805/2.69%	\$147,633/1.81%	

DN = DEBIT (NEGATIVE AMOUNT) * = OTHER HUBS ** = ADJUSTED HUBS *** = DOLLARS REPORTED BUT NOT SHOWN IN THESE COLUMNS. SEE COVER LETTER PARA. 4
T=TREASURY, N=NON-TREASURY, S=SUBCONTRACTOR FUNDS & PROCUREMENT CARD HUB PURCHASES, TC=TERM CONTRACT, C=CONSOLIDATED. SEE PAGE 4 OF HUB REPORT FOR FUND TYPE DESCRIPTION.

727-TEXAS TRANSPORTATION INSTITUTE-Heavy Construction Unadjusted Goal is 11.9%

FUND TYPE	TOTAL EXPENDITURES	TOTAL SPENT WITH NON-HUBS AMOUNT/%	TOTAL SPENT WITH **ADJ. HUBS 3.6% AMOUNT/%	TOTAL SPENT WITH *OTHER HUBS 8.3% AMOUNT/%	ASIAN PACIFIC AMOUNT/%	**ADJUSTED HUB GOAL 6.6% BLACK AMOUNT/%	HISPANIC AMOUNT/%	NATIVE AMERICAN AMOUNT/%	*OTHER HUB GOAL 5.3% WOMAN AMOUNT/%
-----------	--------------------	------------------------------------	--	--	------------------------	---	-------------------	--------------------------	-------------------------------------

T
N
S
-TC

C

727-TEXAS TRANSPORTATION INSTITUTE-Building Construction Unadjusted Goal is 26.1%

FUND TYPE	TOTAL EXPENDITURES	TOTAL SPENT WITH NON-HUBS	TOTAL SPENT WITH **ADJ. HUBS 25.1%	TOTAL SPENT WITH *OTHER HUBS 1.0%	BLACK	**ADJUSTED HUB GOAL 25.1% HISPANIC	WOMAN	*OTHER HUB GOAL 1.0% ASIAN PACIFIC	NATIVE AMERICAN
-----------	--------------------	---------------------------	------------------------------------	-----------------------------------	-------	------------------------------------	-------	------------------------------------	-----------------

T
N
S
-TC

C

727-TEXAS TRANSPORTATION INSTITUTE-Special Trade Unadjusted Goal is 57.2%

FUND TYPE	TOTAL EXPENDITURES	TOTAL SPENT WITH NON-HUBS	TOTAL SPENT WITH **ADJ. HUBS 47.0%	TOTAL SPENT WITH *OTHER HUBS 10.2%	BLACK	**ADJUSTED HUB GOAL 47.0% HISPANIC	ASIAN PACIFIC	*OTHER HUB GOAL 10.2% NATIVE AMERICAN	WOMAN
-----------	--------------------	---------------------------	------------------------------------	------------------------------------	-------	------------------------------------	---------------	---------------------------------------	-------

T
N
S
-TC

C

727-TEXAS TRANSPORTATION INSTITUTE-Professional Services Unadjusted Goal is 20.0%

FUND TYPE	TOTAL EXPENDITURES	TOTAL SPENT WITH NON-HUBS	TOTAL SPENT WITH **ADJ. HUBS 18.1%	TOTAL SPENT WITH *OTHER HUBS 1.9%	BLACK	**ADJUSTED HUB GOAL 18.1% HISPANIC	WOMAN	*OTHER HUB GOAL 1.9% ASIAN PACIFIC	NATIVE AMERICAN
-----------	--------------------	---------------------------	------------------------------------	-----------------------------------	-------	------------------------------------	-------	------------------------------------	-----------------

T
N
S
-TC

C

727-TEXAS TRANSPORTATION INSTITUTE-Other Services Unadjusted Goal is 33.0%

FUND TYPE	TOTAL EXPENDITURES	TOTAL SPENT WITH NON-HUBS	TOTAL SPENT WITH **ADJ. HUBS 33.0%	ASIAN PACIFIC	BLACK	**ADJUSTED HUB GOAL 33.0% HISPANIC	NATIVE AMERICAN	WOMAN
-----------	--------------------	---------------------------	------------------------------------	---------------	-------	------------------------------------	-----------------	-------

T
N
S
-TC

C

727-TEXAS TRANSPORTATION INSTITUTE-Commodity Purchasing Unadjusted Goal is 12.6%

FUND TYPE	TOTAL EXPENDITURES	TOTAL SPENT WITH NON-HUBS	TOTAL SPENT WITH **ADJ. HUBS 11.6%	TOTAL SPENT WITH *OTHER HUBS 1.0%	BLACK	**ADJUSTED HUB GOAL 11.6% HISPANIC	WOMAN	*OTHER HUB GOAL 1.1% ASIAN PACIFIC	NATIVE AMERICAN
-----------	--------------------	---------------------------	------------------------------------	-----------------------------------	-------	------------------------------------	-------	------------------------------------	-----------------

T
N
S
-TC

C

DB = DEBIT (NEGATIVE AMOUNT) * = OTHER HUBS ** = ADJUSTED HUBS *** = DOLLARS REPORTED BUT NOT SHOWN IN THESE COLUMNS. SEE COVER LETTER PARA. 4
T-TREASURY, N=NON-TREASURY, S-SUBCONTRACTOR FUNDS & PROCUREMENT CARD HUB PURCHASES, TC-TERM CONTRACT, C=CONSOLIDATED. SEE PAGE 4 OF HUB REPORT FOR FUND TYPE DESCRIPTION.

729-UT SOUTHWESTERN MEDICAL CTR/DALLAS-Heavy Construction Unadjusted Goal is 11.9%

FUND TYPE	TOTAL EXPENDITURES	TOTAL SPENT WITH NON-HUBS AMOUNT/%	TOTAL SPENT WITH **ADJ. HUBS 8.6% AMOUNT/%	TOTAL SPENT WITH *OTHER HUBS 5.3% AMOUNT/%	ASIAN PACIFIC AMOUNT/%	**ADJUSTED HUB GOAL 8.6% BLACK AMOUNT/%	HISPANIC AMOUNT/%	NATIVE AMERICAN AMOUNT/%	*OTHER HUB GOAL 5.3% WOMAN AMOUNT/%
T									
N	\$1,328	\$1,328/100%							
S									
-TC									
C	\$1,328	\$1,328/100%							

729-UT SOUTHWESTERN MEDICAL CTR/DALLAS-Building Construction Unadjusted Goal is 26.1%

FUND TYPE	TOTAL EXPENDITURES	TOTAL SPENT WITH NON-HUBS	TOTAL SPENT WITH **ADJ. HUBS 25.1%	TOTAL SPENT WITH *OTHER HUBS 1.0%	BLACK	**ADJUSTED HUB GOAL 25.1% HISPANIC	WOMAN	*OTHER HUB GOAL 1.0% ASIAN PACIFIC	NATIVE AMERICAN
T									
N									
S									
-TC									
C									

729-UT SOUTHWESTERN MEDICAL CTR/DALLAS-Special Trade Unadjusted Goal is 57.2%

FUND TYPE	TOTAL EXPENDITURES	TOTAL SPENT WITH NON-HUBS	TOTAL SPENT WITH **ADJ. HUBS 47.0%	TOTAL SPENT WITH *OTHER HUBS 10.2%	BLACK	**ADJUSTED HUB GOAL 47.0% HISPANIC	ASIAN PACIFIC	NATIVE AMERICAN	WOMAN
T									
N	\$962,547	\$830,300/86.0%	\$32,171/3.34%	\$75/.007%		\$32,171/3.34%			\$75/.007%
S									
-TC	\$2,249	\$2,249/100%							
C	\$960,298	\$928,051/96.6%	\$32,171/3.35%	\$75/.007%		\$32,171/3.35%			\$75/.007%

729-UT SOUTHWESTERN MEDICAL CTR/DALLAS-Professional Services Unadjusted Goal is 20.0%

FUND TYPE	TOTAL EXPENDITURES	TOTAL SPENT WITH NON-HUBS	TOTAL SPENT WITH **ADJ. HUBS 15.1%	TOTAL SPENT WITH *OTHER HUBS 1.8%	BLACK	**ADJUSTED HUB GOAL 15.1% HISPANIC	WOMAN	*OTHER HUB GOAL 1.8% ASIAN PACIFIC	NATIVE AMERICAN
T									
N	\$127,597	\$115,827/90.7%	\$11,770/9.22%				\$11,770/9.22%		
S									
-TC									
C	\$127,597	\$115,827/90.7%	\$11,770/9.22%				\$11,770/9.22%		

729-UT SOUTHWESTERN MEDICAL CTR/DALLAS-Other Services Unadjusted Goal is 33.0%

FUND TYPE	TOTAL EXPENDITURES	TOTAL SPENT WITH NON-HUBS	TOTAL SPENT WITH **ADJ. HUBS 33.0%	ASIAN PACIFIC	BLACK	**ADJUSTED HUB GOAL 33.0% HISPANIC	NATIVE AMERICAN	WOMAN
T	\$77,876	\$168,533/218%	\$90,656/8		\$90,656/8			
N	\$8,388,240	\$8,313,873/84.5%	\$1,071,386/11.4%	\$19,152/.204%	\$404,592/4.31%	\$215,712/2.29%		\$431,929/4.60%
S								
-TC								
C	\$9,463,117	\$8,482,406/89.6%	\$980,730/10.3%	\$19,152/.202%	\$313,826/3.31%	\$215,712/2.27%		\$431,929/4.56%

729-UT SOUTHWESTERN MEDICAL CTR/DALLAS-Commodity Purchasing Unadjusted Goal is 12.6%

FUND TYPE	TOTAL EXPENDITURES	TOTAL SPENT WITH NON-HUBS	TOTAL SPENT WITH **ADJ. HUBS 11.5%	TOTAL SPENT WITH *OTHER HUBS 1.1%	BLACK	**ADJUSTED HUB GOAL 11.5% HISPANIC	WOMAN	*OTHER HUB GOAL 1.1% ASIAN PACIFIC	NATIVE AMERICAN
T	\$48,881	\$43,088/88.3%	\$3,572/7.3%		\$2,207/4.73%	\$138/.296%	\$1,227/2.62%		
N	\$35,204,244	\$28,250,538/83.0%	\$5,523,234/15.9%	\$330,470/.838%	\$286,481/1.08%	\$1,189,789/3.40%	\$4,036,963/11.4%	\$324,041/.920%	\$8,429/.018%
S									
-TC	\$445,959	\$428,971/96.4%	\$15,440/3.55%	\$148/.033%		\$8,763/1.95%	\$7,077/1.58%	\$148/.033%	
C	\$34,804,948	\$28,863,859/82.9%	\$5,510,887/16.1%	\$330,322/.949%	\$388,699/1.11%	\$1,191,164/3.42%	\$4,031,103/11.6%	\$324,492/.930%	\$8,429/.018%

OB = DEBIT (NEGATIVE AMOUNT) * = OTHER HUBS ** = ADJUSTED HUBS *** = DOLLARS REPORTED BUT NOT SHOWN IN THESE COLUMNS. SEE COVER LETTER PARA. 4
T-TREASURY, N-NON-TREASURY, S-SUBCONTRACTOR FUNDS & PROCUREMENT CARD HUB PURCHASES, TC-TERM CONTRACT, C-CONSOLIDATED. SEE PAGE 4 OF HUB REPORT FOR FUND TYPE DESCRIPTION.

730-UNIVERSITY OF HOUSTON-Heavy Construction Unadjusted Goal is 11.3%

FUND TYPE	TOTAL EXPENDITURES	TOTAL SPENT WITH NON-HUBS AMOUNT/%	TOTAL SPENT WITH **ADJ. HUBS 5.6% AMOUNT/%	TOTAL SPENT WITH *OTHER HUBS 5.3% AMOUNT/%	**ADJUSTED HUB GOAL 5.6%			*OTHER HUB GOAL 5.3% WOMAN	
					ASIAN PACIFIC AMOUNT/%	BLACK AMOUNT/%	HISPANIC AMOUNT/%	NATIVE AMERICAN AMOUNT/%	WOMAN AMOUNT/%
T	\$171,730	\$171,205/99.6%		\$525/.305%					\$525/.305%
N	\$454,479	\$454,479/100%							
S									
-TC									
C	\$826,209	\$625,684/89.3%		\$625/.083%					\$625/.083%

730-UNIVERSITY OF HOUSTON-Building Construction Unadjusted Goal is 26.1%

FUND TYPE	TOTAL EXPENDITURES	TOTAL SPENT WITH NON-HUBS	TOTAL SPENT WITH **ADJ. HUBS 25.1%	TOTAL SPENT WITH *OTHER HUBS 1.0%	**ADJUSTED HUB GOAL 26.1%			*OTHER HUB GOAL 1.0%	
					BLACK	HISPANIC	WOMAN	ASIAN PACIFIC	NATIVE AMERICAN
T	\$331,824	\$377,894/113%	\$47,113DB	\$1,043/.314%					
N	\$14,862,849	\$14,549,010/98.9%	\$13,838/.093%		\$10,450/.070%	\$45,041DB	\$2,071DB	\$1,043/.314%	
S	***	***	\$678,746/3.80%	\$638,924/4.20%	\$112,926/.743%	\$132,793/.880%	\$332,065/2.18%	\$638,924/4.20%	
-TC									
C	\$15,194,672	\$15,226,905/100%	\$646,470/3.58%	\$638,967/4.21%	\$123,376/.812%	\$68,711/.563%	\$330,382/2.19%	\$638,967/4.21%	

730-UNIVERSITY OF HOUSTON-Special Trade Unadjusted Goal is 57.2%

FUND TYPE	TOTAL EXPENDITURES	TOTAL SPENT WITH NON-HUBS	TOTAL SPENT WITH **ADJ. HUBS 47.0%	TOTAL SPENT WITH *OTHER HUBS 10.2%	**ADJUSTED HUB GOAL 47.0%			*OTHER HUB GOAL 10.2%		
					BLACK	HISPANIC	WOMAN	ASIAN PACIFIC	NATIVE AMERICAN	WOMAN
T	\$18,618,473	\$15,898,307/85.4%	\$3,615,057/18.4%	\$105,104/.535%						
N	\$10,987,973	\$10,520,442/95.8%	\$402,378/3.68%	\$45,151/.411%	\$270/.002%	\$402,109/3.66%		\$971/.004%	\$104,137/.530%	
S	***	***	\$447,804/1.50%	\$400,845/1.35%	\$129,203/.435%	\$318,601/1.07%			\$45,151/.411%	
-TC										
C	\$30,586,446	\$26,418,749/86.3%	\$4,465,241/14.5%	\$551,104/1.60%	\$129,473/.423%	\$4,335,767/14.1%		\$971/.003%	\$550,133/1.78%	

730-UNIVERSITY OF HOUSTON-Professional Services Unadjusted Goal is 20.0%

FUND TYPE	TOTAL EXPENDITURES	TOTAL SPENT WITH NON-HUBS	TOTAL SPENT WITH **ADJ. HUBS 19.1%	TOTAL SPENT WITH *OTHER HUBS 1.8%	**ADJUSTED HUB GOAL 19.1%			*OTHER HUB GOAL 1.9%	
					BLACK	HISPANIC	WOMAN	ASIAN PACIFIC	NATIVE AMERICAN
T	\$442,805	\$442,805/100%							
N	\$177,607	\$151,607/85.3%	\$26,000/14.6%			\$26,000/14.8%			
S									
-TC									
C	\$620,412	\$594,413/95.8%	\$26,000/4.19%			\$26,000/4.19%			

730-UNIVERSITY OF HOUSTON-Other Services Unadjusted Goal is 33.0%

FUND TYPE	TOTAL EXPENDITURES	TOTAL SPENT WITH NON-HUBS	TOTAL SPENT WITH **ADJ. HUBS 33.0%	**ADJUSTED HUB GOAL 33.0%				
				ASIAN PACIFIC	BLACK	HISPANIC	NATIVE AMERICAN	WOMAN
T	\$3,032,114	\$3,001,404/98.8%	\$30,710/1.01%					
N	\$10,786,817	\$10,458,562/96.9%	\$328,054/3.04%	\$341/.011%	\$11,773/.388%	\$8,802/.325%		\$8,734/.288%
S	***	***	\$23,865/2.77%	\$70,005/.648%	\$33,378/.309%	\$168,375/1.56%		\$68,288/.521%
-TC								
C	\$13,818,731	\$13,458,966/87.4%	\$382,620/2.76%	\$70,246/.508%	\$69,004/.499%	\$178,237/1.28%		\$85,032/.470%

730-UNIVERSITY OF HOUSTON-Commodity Purchasing Unadjusted Goal is 12.6%

FUND TYPE	TOTAL EXPENDITURES	TOTAL SPENT WITH NON-HUBS	TOTAL SPENT WITH **ADJ. HUBS 11.5%	TOTAL SPENT WITH *OTHER HUBS 1.1%	**ADJUSTED HUB GOAL 11.5%			*OTHER HUB GOAL 1.1%	
					BLACK	HISPANIC	WOMAN	ASIAN PACIFIC	NATIVE AMERICAN
T	\$8,878,378	\$8,541,871/96.6%	\$266,549/2.90%	\$51,158/.517%					
N	\$11,707,513	\$11,136,873/86.1%	\$519,838/4.44%	\$51,702/.441%	\$6,863/.070%	\$135,972/1.37%	\$143,822/1.45%	\$49,787/.604%	\$1,371/.013%
S	***	***	\$5,421/.232%		\$24,403/.242%	\$81,617/.697%	\$409,817/3.60%	\$61,702/.441%	
-TC									
C	\$21,586,891	\$20,677,644/95.7%	\$811,818/3.78%	\$102,860/.476%	\$37,113/.171%	\$221,124/1.02%	\$653,560/2.58%	\$101,488/.470%	\$1,371/.006%

DB = DEBIT (NEGATIVE AMOUNT) * = OTHER HUBS ** = ADJUSTED HUBS *** = DOLLARS REPORTED BUT NOT SHOWN IN THESE COLUMNS. SEE COVER LETTER PARA. 4
T-TREASURY, N=NON-TREASURY, S-SUBCONTRACTOR FUNDS & PROCUREMENT CARD HUB PURCHASES, TC-TERM CONTRACT, C=CONSOLIDATED. SEE PAGE 4 OF HUB REPORT FOR FUND TYPE DESCRIPTION.

731-TEXAS WOMAN'S UNIVERSITY-Heavy Construction Unadjusted Goal is 11.8%

FUND TYPE	TOTAL EXPENDITURES	TOTAL SPENT WITH NON-HUBS AMOUNT/%	TOTAL SPENT WITH **ADJ. HUBS 6.6%	TOTAL SPENT WITH *OTHER HUBS 5.3%	**ADJUSTED HUB GOAL 6.6%				*OTHER HUB GOAL 5.3% WOMAN AMOUNT/%
					ASIAN PACIFIC AMOUNT/%	BLACK AMOUNT/%	HISPANIC AMOUNT/%	NATIVE AMERICAN AMOUNT/%	
T	\$36,318	\$33,831/93.1%		\$2,487/6.84%					\$2,487/6.84%
N									
S									
-TC									
C	\$36,318	\$33,831/93.1%		\$2,487/6.84%					\$2,487/6.84%

731-TEXAS WOMAN'S UNIVERSITY-Building Construction Unadjusted Goal is 25.1%

FUND TYPE	TOTAL EXPENDITURES	TOTAL SPENT WITH NON-HUBS	TOTAL SPENT WITH **ADJ. HUBS 25.1%	TOTAL SPENT WITH *OTHER HUBS 1.0%	**ADJUSTED HUB GOAL 25.1%			*OTHER HUB GOAL 1.0%	
					BLACK	HISPANIC	WOMAN	ASIAN PACIFIC	NATIVE AMERICAN
T	\$8,227	\$8,227/100%							
N									
S									
-TC									
C	\$8,227	\$8,227/100%							

731-TEXAS WOMAN'S UNIVERSITY-Special Trade Unadjusted Goal is 57.2%

FUND TYPE	TOTAL EXPENDITURES	TOTAL SPENT WITH NON-HUBS	TOTAL SPENT WITH **ADJ. HUBS 57.0%	TOTAL SPENT WITH *OTHER HUBS 10.2%	**ADJUSTED HUB GOAL 47.0%		*OTHER HUB GOAL 10.2%		
					BLACK	HISPANIC	ASIAN PACIFIC	NATIVE AMERICAN	WOMAN
T	\$7,092,846	\$7,036,873/98.1%	\$39,396/.555%	\$17,778/.260%		\$39,396/.555%			\$17,778/.260%
N	\$4,804,036	\$4,743,801/98.7%	\$3,478/.070%	\$156,758/3.19%		\$3,478/.070%			\$156,758/3.19%
S									
-TC	\$5,332		\$5,332/100%			\$5,332/100%			
C	\$11,991,548	\$11,779,474/98.2%	\$37,539/.313%	\$174,524/1.45%		\$37,539/.313%			\$174,524/1.45%

731-TEXAS WOMAN'S UNIVERSITY-Professional Services Unadjusted Goal is 20.0%

FUND TYPE	TOTAL EXPENDITURES	TOTAL SPENT WITH NON-HUBS	TOTAL SPENT WITH **ADJ. HUBS 18.1%	TOTAL SPENT WITH *OTHER HUBS 1.9%	**ADJUSTED HUB GOAL 18.1%			*OTHER HUB GOAL 1.9%	
					BLACK	HISPANIC	WOMAN	ASIAN PACIFIC	NATIVE AMERICAN
T	\$4,773	\$4,773/100%							
N	\$98,805	\$87,655/88.2%	\$41,260/41.7%			\$41,260/41.7%			
S									
-TC									
C	\$103,678	\$62,429/60.2%	\$41,260/39.7%			\$41,260/39.7%			

731-TEXAS WOMAN'S UNIVERSITY-Other Services Unadjusted Goal is 33.0%

FUND TYPE	TOTAL EXPENDITURES	TOTAL SPENT WITH NON-HUBS	TOTAL SPENT WITH **ADJ. HUBS 33.0%	**ADJUSTED HUB GOAL 33.0%				*OTHER HUB GOAL 1.1%
				ASIAN PACIFIC	BLACK	HISPANIC	NATIVE AMERICAN	
T	\$654,448	\$613,793/93.7%	\$40,655/6.21%		\$3,478/.531%	\$1,234/.188%		\$35,941/5.49%
N	\$1,325,509	\$1,239,739/93.5%	\$85,789/6.47%	\$397/.030%	\$70/.005%	\$2,692/.271%		\$81,710/6.15%
S								
-TC	\$420	\$420/100%						
C	\$1,979,538	\$1,853,113/93.6%	\$128,425/6.38%	\$397/.020%	\$3,549/.179%	\$4,826/.243%		\$117,651/5.84%

731-TEXAS WOMAN'S UNIVERSITY-Commodity Purchasing Unadjusted Goal is 12.6%

FUND TYPE	TOTAL EXPENDITURES	TOTAL SPENT WITH NON-HUBS	TOTAL SPENT WITH **ADJ. HUBS 11.5%	TOTAL SPENT WITH *OTHER HUBS 1.1%	**ADJUSTED HUB GOAL 11.6%			*OTHER HUB GOAL 1.1%	
					BLACK	HISPANIC	WOMAN	ASIAN PACIFIC	NATIVE AMERICAN
T	\$2,128,475	\$2,007,823/94.3%	\$79,487/3.73%	\$41,045/1.93%	\$5,164/.242%	\$18,630/.875%	\$55,671/2.61%	\$38,126/1.89%	\$4,860/.233%
N	\$2,081,452	\$1,995,358/95.8%	\$52,350/2.51%	\$33,745/1.62%	\$141/.006%	\$18,498/.888%	\$33,712/1.61%	\$32,636/1.66%	\$1,210/.058%
S									
-TC	\$222,910	\$211,592/94.9%	\$4,257/3.70%	\$3,060/1.37%	\$41/.018%	\$417/.147%	\$7,798/3.48%	\$3,080/1.37%	
C	\$3,987,017	\$3,791,687/95.1%	\$123,559/3.09%	\$71,770/1.80%	\$5,264/.132%	\$38,709/.920%	\$81,568/2.04%	\$65,599/1.84%	\$6,170/.154%

OB = DEBIT (NEGATIVE AMOUNT) * = OTHER HUBS ** = ADJUSTED HUBS *** = DOLLARS REPORTED BUT NOT SHOWN IN THESE COLUMNS. SEE COVER LETTER PARA. 4
T-TREASURY, N=NON-TREASURY, S=SUBCONTRACTOR FUNDS & PROCUREMENT CARD HUB PURCHASES, TC-TERM CONTRACT, C-CONSOLIDATED. SEE PAGE 4 OF HUB REPORT FOR FUND TYPE DESCRIPTION.

732-TEXAS A & M UNIVERSITY - KINGSVILLE-Heavy Construction Unadjusted Goal is 11.9%

FUND TYPE	TOTAL EXPENDITURES	TOTAL SPENT WITH NON-HUBS AMOUNT/%	TOTAL SPENT WITH **ADJ. HUBS 5.3% AMOUNT/%	TOTAL SPENT WITH *OTHER HUBS 5.3% AMOUNT/%	**ADJUSTED HUB GOAL 6.6%				*OTHER HUB GOAL 5.3%
					ASIAN PACIFIC AMOUNT/%	BLACK AMOUNT/%	HISPANIC AMOUNT/%	NATIVE AMERICAN AMOUNT/%	WOMAN AMOUNT/%
T	\$100,659	\$100,659/100 %							
N	\$135,818	\$135,818/100 %							
S									
-TC									
C	\$238,478	\$238,476/100 %							

732-TEXAS A & M UNIVERSITY - KINGSVILLE-Building Construction Unadjusted Goal is 28.1%

FUND TYPE	TOTAL EXPENDITURES	TOTAL SPENT WITH NON-HUBS	TOTAL SPENT WITH **ADJ. HUBS 25.1%	TOTAL SPENT WITH *OTHER HUBS 1.0%	**ADJUSTED HUB GOAL 25.1%			*OTHER HUB GOAL 1.0%	
					BLACK	HISPANIC	WOMAN	ASIAN PACIFIC	NATIVE AMERICAN
T	\$114,268	\$94,643/82.8%	\$59,626/52.1%						
N	\$33,434	\$33,434/100 %				\$300/.262%	\$59,326/51.9%		
S									
-TC									
C	\$147,703	\$88,074/59.6%	\$59,626/40.3%			\$300/.203%	\$59,326/40.1%		

732-TEXAS A & M UNIVERSITY - KINGSVILLE-Special Trade Unadjusted Goal is 57.2%

FUND TYPE	TOTAL EXPENDITURES	TOTAL SPENT WITH NON-HUBS	TOTAL SPENT WITH **ADJ. HUBS 47.0%	TOTAL SPENT WITH *OTHER HUBS 10.2%	**ADJUSTED HUB GOAL 47.0%			*OTHER HUB GOAL 10.2%		
					BLACK	HISPANIC	WOMAN	ASIAN PACIFIC	NATIVE AMERICAN	WOMAN
T	\$260,427DB	\$309,854DB	\$13,813	\$36,813						\$35,813
N	\$251,521	\$223,180/89.2%	\$8,760/3.47%	\$8,580/3.80%		\$8,760/3.47%				\$8,580/3.80%
S										
-TC										
C	\$8,906DB	\$76,663DB	\$22,383	\$46,384		\$22,363				\$46,384

732-TEXAS A & M UNIVERSITY - KINGSVILLE-Professional Services Unadjusted Goal is 20.0%

FUND TYPE	TOTAL EXPENDITURES	TOTAL SPENT WITH NON-HUBS	TOTAL SPENT WITH **ADJ. HUBS 18.1%	TOTAL SPENT WITH *OTHER HUBS 1.9%	**ADJUSTED HUB GOAL 18.1%			*OTHER HUB GOAL 1.9%	
					BLACK	HISPANIC	WOMAN	ASIAN PACIFIC	NATIVE AMERICAN
T	\$16,098	\$16,098/100 %							
N	\$61,428	\$55,988/90.5%	\$2,800/4.55%	\$3,029/4.93%		\$2,800/4.55%		\$3,029/4.93%	
S									
-TC									
C	\$77,524	\$71,694/92.4%	\$2,800/3.61%	\$3,029/3.90%		\$2,800/3.61%		\$3,029/3.90%	

732-TEXAS A & M UNIVERSITY - KINGSVILLE-Other Services Unadjusted Goal is 33.0%

FUND TYPE	TOTAL EXPENDITURES	TOTAL SPENT WITH NON-HUBS	TOTAL SPENT WITH **ADJ. HUBS 33.0%	**ADJUSTED HUB GOAL 33.0%				
				ASIAN PACIFIC	BLACK	HISPANIC	NATIVE AMERICAN	WOMAN
T	\$829,387	\$618,046/88.2%	\$11,322/1.79%	\$283/.041%	\$11,322/1.79%	\$8,342/1.00%		\$4,717/.749%
N	\$611,665	\$770,189/98.9%	\$41,286/5.08%	\$573/.070%		\$30,470/3.75%		\$10,262/1.26%
S								
-TC	\$1,421	\$1,421/100 %						
C	\$1,439,411	\$1,389,793/96.3%	\$52,618/3.65%	\$638/.058%		\$36,813/2.55%		\$14,959/1.04%

732-TEXAS A & M UNIVERSITY - KINGSVILLE-Commodity Purchasing Unadjusted Goal is 12.6%

FUND TYPE	TOTAL EXPENDITURES	TOTAL SPENT WITH NON-HUBS	TOTAL SPENT WITH **ADJ. HUBS 11.3%	TOTAL SPENT WITH *OTHER HUBS 1.1%	**ADJUSTED HUB GOAL 11.5%			*OTHER HUB GOAL 1.1%	
					BLACK	HISPANIC	WOMAN	ASIAN PACIFIC	NATIVE AMERICAN
T	\$2,726,248	\$2,557,035/93.7%	\$121,883/4.46%	\$47,629/1.74%		\$29,173/1.07%	\$92,610/3.39%	\$47,629/1.74%	
N	\$2,424,547	\$2,348,113/96.8%	\$73,783/3.04%	\$2,950/.109%		\$5,231/.215%	\$68,662/2.82%	\$2,850/.109%	
S									
-TC	\$12,695	\$12,655/100 %							
C	\$5,138,140	\$4,892,493/95.2%	\$195,467/3.80%	\$50,179/.876%		\$34,405/.669%	\$161,062/3.13%	\$60,179/.976%	

DB = DEBIT (NEGATIVE AMOUNT) * = OTHER HUBS ** = ADJUSTED HUBS *** = DOLLARS REPORTED BUT NOT SHOWN IN THESE COLUMNS. SEE COVER LETTER PARA. 4
T-TREASURY, N=NON-TREASURY, S=SUBCONTRACTOR FUNDS & PROCUREMENT CARD HUB PURCHASES, TC=TERM CONTRACT, C=CONSOLIDATED. SEE PAGE 8 OF HUB REPORT FOR FUND TYPE DESCRIPTION.

733-TEXAS TECH UNIVERSITY-Heavy Construction Unadjusted Goal is 11.9%

FUND TYPE	TOTAL EXPENDITURES	TOTAL SPENT WITH NON-HUBS AMOUNT/%	TOTAL SPENT WITH **ADJ. HUBS 5.5% AMOUNT/%	TOTAL SPENT WITH *OTHER HUBS 3.3% AMOUNT/%	**ADJUSTED HUB GOAL 8.6%				*OTHER HUB GOAL 5.3% WOMAN AMOUNT/%
					ASIAN PACIFIC AMOUNT/%	BLACK AMOUNT/%	HISPANIC AMOUNT/%	NATIVE AMERICAN AMOUNT/%	
T									
N	\$149,453	\$149,453/100 %							
S									
-TC									
C	\$149,453	\$149,453/100 %							

733-TEXAS TECH UNIVERSITY-Building Construction Unadjusted Goal is 26.1%

FUND TYPE	TOTAL EXPENDITURES	TOTAL SPENT WITH NON-HUBS	TOTAL SPENT WITH **ADJ. HUBS 25.1%	TOTAL SPENT WITH *OTHER HUBS 1.0%	**ADJUSTED HUB GOAL 25.1%			*OTHER HUB GOAL 1.0%	
					BLACK	HISPANIC	WOMAN	ASIAN PACIFIC	NATIVE AMERICAN
T									
N	\$15,372,761	\$15,365,557/98.9%	\$7,204/.046%				\$7,204/.046%		
S	***	***	\$444,531/2.89%	\$29,233/.190%	\$600/.003%	\$129,363/.841%	\$314,587/2.04%	\$29,233/.190%	
-TC									
C	\$15,372,761	\$15,365,557/99.8%	\$451,735/2.93%	\$29,233/.190%	\$600/.003%	\$129,363/.841%	\$321,772/2.08%	\$29,233/.190%	

733-TEXAS TECH UNIVERSITY-Special Trade Unadjusted Goal is 57.2%

FUND TYPE	TOTAL EXPENDITURES	TOTAL SPENT WITH NON-HUBS	TOTAL SPENT WITH **ADJ. HUBS 47.0%	TOTAL SPENT WITH *OTHER HUBS 10.2%	**ADJUSTED HUB GOAL 47.0%			*OTHER HUB GOAL 10.2%	
					BLACK	HISPANIC	WOMAN	ASIAN PACIFIC	NATIVE AMERICAN
T	\$102,955	\$87,759/85.2%		\$15,196/14.7%				\$15,196/14.7%	
N	\$14,735,374	\$14,413,730/97.8%	\$88,917/.603%	\$233,726/1.58%		\$88,917/.603%	\$57,738/.391%	\$175,987/1.18%	
S									
-TC									
C	\$14,838,330	\$14,501,489/97.7%	\$88,917/.598%	\$248,923/1.67%		\$88,917/.598%	\$57,738/.389%	\$191,184/1.28%	

733-TEXAS TECH UNIVERSITY-Professional Services Unadjusted Goal is 20.0%

FUND TYPE	TOTAL EXPENDITURES	TOTAL SPENT WITH NON-HUBS	TOTAL SPENT WITH **ADJ. HUBS 18.1%	TOTAL SPENT WITH *OTHER HUBS 1.9%	**ADJUSTED HUB GOAL 18.1%			*OTHER HUB GOAL 1.9%	
					BLACK	HISPANIC	WOMAN	ASIAN PACIFIC	NATIVE AMERICAN
T									
N	\$226,267	\$226,207/99.9%	\$60/.026%				\$60/.026%		
S									
-TC									
C	\$226,267	\$226,207/99.9%	\$60/.026%				\$60/.026%		

733-TEXAS TECH UNIVERSITY-Other Services Unadjusted Goal is 33.0%

FUND TYPE	TOTAL EXPENDITURES	TOTAL SPENT WITH NON-HUBS	TOTAL SPENT WITH **ADJ. HUBS 33.0%	**ADJUSTED HUB GOAL 33.0%				
				ASIAN PACIFIC	BLACK	HISPANIC	NATIVE AMERICAN	WOMAN
T	\$77,738	\$77,738/100 %						
N	\$11,747,520	\$11,227,228/95.6%	\$520,293/4.42%	\$4,947/.042%		\$32,263/.274%	\$70,535/.598%	\$412,548/3.51%
S								
-TC	\$809	\$809/100 %						
C	\$11,824,449	\$11,304,155/95.5%	\$520,293/4.40%	\$4,947/.041%		\$32,263/.272%	\$70,535/.596%	\$412,548/3.48%

733-TEXAS TECH UNIVERSITY-Commodity Purchasing Unadjusted Goal is 12.6%

FUND TYPE	TOTAL EXPENDITURES	TOTAL SPENT WITH NON-HUBS	TOTAL SPENT WITH **ADJ. HUBS 11.5%	TOTAL SPENT WITH *OTHER HUBS 1.1%	**ADJUSTED HUB GOAL 11.5%			*OTHER HUB GOAL 1.1%	
					BLACK	HISPANIC	WOMAN	ASIAN PACIFIC	NATIVE AMERICAN
T	\$3,974,022	\$3,800,526/95.6%	\$113,184/2.84%	\$60,301/1.51%	\$26,214/.659%	\$15,964/.401%	\$71,015/1.78%	\$60,301/1.51%	
N	\$28,633,357	\$27,330,610/95.4%	\$1,003,616/3.50%	\$299,128/1.04%	\$81,842/.320%	\$390,702/1.38%	\$621,073/1.81%	\$295,942/1.03%	
S	***	***	\$93,144/4.85%	\$5,618/.282%		\$880/.051%	\$92,184/4.80%	\$642/.033%	
-TC	\$81,042	\$56,116/69.4%	\$4,926/6.07%			\$1,108/1.81%	\$3,817/6.25%		
C	\$32,648,337	\$31,075,021/95.4%	\$1,205,021/3.70%	\$364,848/1.12%	\$118,057/.382%	\$406,538/1.24%	\$880,438/2.09%	\$356,865/1.08%	

DB = DEBIT (NEGATIVE AMOUNT) * = OTHER HUBS ** = ADJUSTED HUBS *** = DOLLARS REPORTED BUT NOT SHOWN IN THESE COLUMNS. SEE COVER LETTER PARA. 4
T=TREASURY, N=NON-TREASURY, S=SUBCONTRACTOR FUNDS & PROCUREMENT CARD HUB PURCHASES, TC=TERM CONTRACT, C=CONSOLIDATED. SEE PAGE 4 OF HUB REPORT FOR FUND TYPE DESCRIPTION.

734-LAMAR UNIVERSITY - BEAUMONT-Heavy Construction Unadjusted Goal is 11.8%

FUND TYPE	TOTAL EXPENDITURES	TOTAL SPENT WITH NON-HUBS AMOUNT/%	TOTAL SPENT WITH **ADJ. HUBS 6.0% AMOUNT/%	TOTAL SPENT WITH *OTHER HUBS 5.3% AMOUNT/%	**ADJUSTED HUB GOAL 6.8%				*OTHER HUB GOAL 5.3% WOMAN AMOUNT/%
					ASIAN PACIFIC AMOUNT/%	BLACK AMOUNT/%	HISPANIC AMOUNT/%	NATIVE AMERICAN AMOUNT/%	
T	\$2,488	\$2,488/100.0%							
N	\$88,204	\$15,000/21.9%	\$63,204/78.0%					\$53,204/78.0%	
S									
-TC									
C	\$70,703	\$17,488/24.7%	\$53,204/75.2%					\$53,204/75.2%	

734-LAMAR UNIVERSITY - BEAUMONT-Building Construction Unadjusted Goal is 28.1%

FUND TYPE	TOTAL EXPENDITURES	TOTAL SPENT WITH NON-HUBS	TOTAL SPENT WITH **ADJ. HUBS 25.1%	TOTAL SPENT WITH *OTHER HUBS 1.0%	**ADJUSTED HUB GOAL 25.1%			*OTHER HUB GOAL 1.0%	
					BLACK	HISPANIC	WOMAN	ASIAN PACIFIC	NATIVE AMERICAN
T									
N									
S									
-TC									
C									

734-LAMAR UNIVERSITY - BEAUMONT-Special Trade Unadjusted Goal is 57.2%

FUND TYPE	TOTAL EXPENDITURES	TOTAL SPENT WITH NON-HUBS	TOTAL SPENT WITH **ADJ. HUBS 47.0%	TOTAL SPENT WITH *OTHER HUBS 10.2%	**ADJUSTED HUB GOAL 47.0%		*OTHER HUB GOAL 10.2%		
					BLACK	HISPANIC	ASIAN PACIFIC	NATIVE AMERICAN	WOMAN
T	\$1,768,707	\$1,710,570/96.7%		\$58,138/3.28%					\$58,138/3.28%
N	\$2,263,978	\$2,031,658/89.7%	\$4,781/.211%	\$227,531/10.0%					\$227,531/10.0%
S									
-TC	\$13,385	\$13,385/100.0%							
C	\$4,015,300	\$3,728,841/92.7%	\$4,781/.118%	\$285,667/7.10%	\$4,781/.118%				\$285,667/7.10%

734-LAMAR UNIVERSITY - BEAUMONT-Professional Services Unadjusted Goal is 20.0%

FUND TYPE	TOTAL EXPENDITURES	TOTAL SPENT WITH NON-HUBS	TOTAL SPENT WITH **ADJ. HUBS 18.1%	TOTAL SPENT WITH *OTHER HUBS 1.9%	**ADJUSTED HUB GOAL 18.1%			*OTHER HUB GOAL 1.9%	
					BLACK	HISPANIC	WOMAN	ASIAN PACIFIC	NATIVE AMERICAN
T	\$62,550	\$62,550/100.0%							
N	\$96,500	\$92,900/96.2%	\$3,600/3.73%						
S									
-TC	\$8	\$6/100.0%							
C	\$158,045	\$155,445/97.7%	\$3,600/2.28%		\$3,600/2.26%				

734-LAMAR UNIVERSITY - BEAUMONT-Other Services Unadjusted Goal is 33.0%

FUND TYPE	TOTAL EXPENDITURES	TOTAL SPENT WITH NON-HUBS	TOTAL SPENT WITH **ADJ. HUBS 33.0%	**ADJUSTED HUB GOAL 33.0%				*OTHER HUB GOAL 3.1%
				ASIAN PACIFIC	BLACK	HISPANIC	NATIVE AMERICAN	
T	\$419,800	\$419,264/99.8%	\$536/.127%					\$536/.127%
N	\$1,046,157	\$1,041,366/99.5%	\$4,790/.457%					\$4,790/.457%
S								
-TC	\$4,838	\$4,836/100.0%						
C	\$1,461,121	\$1,459,784/99.8%	\$6,327/.384%					\$6,327/.384%

734-LAMAR UNIVERSITY - BEAUMONT-Commodity Purchasing Unadjusted Goal is 12.6%

FUND TYPE	TOTAL EXPENDITURES	TOTAL SPENT WITH NON-HUBS	TOTAL SPENT WITH **ADJ. HUBS 11.5%	TOTAL SPENT WITH *OTHER HUBS 1.1%	**ADJUSTED HUB GOAL 11.5%			*OTHER HUB GOAL 1.1%	
					BLACK	HISPANIC	WOMAN	ASIAN PACIFIC	NATIVE AMERICAN
T	\$2,611,643	\$2,334,351/92.9%	\$115,343/4.59%	\$61,948/2.46%					
N	\$3,166,242	\$3,102,537/97.8%	\$97,841/1.82%	\$5,863/.185%	\$1,333/.053%	\$50,123/1.95%	\$63,887/2.54%	\$60,374/2.40%	\$1,674/.052%
S									
-TC	\$161,585	\$152,842/94.5%	\$8,753/5.41%		\$458/.284%		\$8,293/5.13%		
C	\$5,516,288	\$5,284,045/95.7%	\$184,432/2.98%	\$97,811/1.22%	\$1,333/.024%	\$63,485/1.15%	\$98,603/1.80%	\$66,237/1.20%	\$1,674/.028%

DB = DEBIT (NEGATIVE AMOUNT) * = OTHER HUBS ** = ADJUSTED HUBS *** = DOLLARS REPORTED BUT NOT SHOWN IN THESE COLUMNS. SEE COVER LETTER PARA. 4
T-TREASURY, N=NON-TREASURY, S-SUBCONTRACTOR FUNDS & PROCUREMENT CARD HUB PURCHASES, TC-TERM CONTRACT, C=CONSOLIDATED. SEE PAGE 4 OF HUB REPORT FOR FUND TYPE DESCRIPTION.

735-MIDWESTERN STATE UNIVERSITY-Heavy Construction Unadjusted Goal is 11.9%

FUND TYPE	TOTAL EXPENDITURES	TOTAL SPENT WITH NON-HUBS AMOUNT/%	TOTAL SPENT WITH	TOTAL SPENT WITH	**ADJUSTED HUB GOAL 8.6%				*OTHER HUB GOAL 5.3% WOMAN AMOUNT/%
			**ADJ. HUBS 5.6% AMOUNT/%	*OTHER HUBS 3.0% AMOUNT/%	ASIAN PACIFIC AMOUNT/%	BLACK AMOUNT/%	HISPANIC AMOUNT/%	NATIVE AMERICAN AMOUNT/%	
T	\$29,528	\$29,528/100 %							
N									
S									
-TC									
C	\$29,528	\$29,528/100 %							

735-MIDWESTERN STATE UNIVERSITY-Building Construction Unadjusted Goal is 26.1%

FUND TYPE	TOTAL EXPENDITURES	TOTAL SPENT WITH NON-HUBS	TOTAL SPENT WITH	TOTAL SPENT WITH	**ADJUSTED HUB GOAL 25.1%			*OTHER HUB GOAL 1.0%	
			**ADJ. HUBS 25.1%	*OTHER HUBS 1.0%	BLACK	HISPANIC	WOMAN	ASIAN PACIFIC	NATIVE AMERICAN
T	\$345,318	\$345,318/100 %							
N									
S									
-TC									
C	\$345,318	\$345,318/100 %							

735-MIDWESTERN STATE UNIVERSITY-Special Trade Unadjusted Goal is 57.2%

FUND TYPE	TOTAL EXPENDITURES	TOTAL SPENT WITH NON-HUBS	TOTAL SPENT WITH	TOTAL SPENT WITH	**ADJUSTED HUB GOAL 47.0%		*OTHER HUB GOAL 10.2%		
			**ADJ. HUBS 47.0%	*OTHER HUBS 10.2%	BLACK	HISPANIC	ASIAN PACIFIC	NATIVE AMERICAN	WOMAN
T	\$55,848	\$55,848/100 %							
N									
S									
-TC									
C	\$55,848	\$55,848/100 %							

735-MIDWESTERN STATE UNIVERSITY-Professional Services Unadjusted Goal is 20.0%

FUND TYPE	TOTAL EXPENDITURES	TOTAL SPENT WITH NON-HUBS	TOTAL SPENT WITH	TOTAL SPENT WITH	**ADJUSTED HUB GOAL 18.1%			*OTHER HUB GOAL 1.9%	
			**ADJ. HUBS 18.1%	*OTHER HUBS 1.9%	BLACK	HISPANIC	WOMAN	ASIAN PACIFIC	NATIVE AMERICAN
T	\$13,787	\$13,787/100 %							
N									
S									
-TC									
C	\$13,787	\$13,787/100 %							

735-MIDWESTERN STATE UNIVERSITY-Other Services Unadjusted Goal is 33.0%

FUND TYPE	TOTAL EXPENDITURES	TOTAL SPENT WITH NON-HUBS	TOTAL SPENT WITH	**ADJUSTED HUB GOAL 33.0%					
			**ADJ. HUBS 33.0%	ASIAN PACIFIC	BLACK	HISPANIC	NATIVE AMERICAN	WOMAN	
T	\$139,749	\$139,749/100 %							
N	\$22,473	\$22,473/100 %							
S									
-TC									
C	\$162,223	\$162,223/100 %							

735-MIDWESTERN STATE UNIVERSITY-Commodity Purchasing Unadjusted Goal is 12.6%

FUND TYPE	TOTAL EXPENDITURES	TOTAL SPENT WITH NON-HUBS	TOTAL SPENT WITH	TOTAL SPENT WITH	**ADJUSTED HUB GOAL 11.5%			*OTHER HUB GOAL 1.1%	
			**ADJ. HUBS 11.5%	*OTHER HUBS 1.1%	BLACK	HISPANIC	WOMAN	ASIAN PACIFIC	NATIVE AMERICAN
T	\$1,078,740	\$1,041,772/96.4%	\$27,268/2.52%	\$10,700/.991%					
N	\$102,277	\$102,277/100 %			\$18,995/1.76%	\$8,273/.765%		\$10,700/.991%	
S									
-TC	\$18,551	\$18,551/100 %							
C	\$1,163,466	\$1,125,487/96.7%	\$27,268/2.34%	\$10,700/.919%	\$18,995/1.63%	\$8,273/.711%		\$10,700/.919%	

DB = DEBIT (NEGATIVE AMOUNT) * = OTHER HUBS ** = ADJUSTED HUBS *** = DOLLARS REPORTED BUT NOT SHOWN IN THESE COLUMNS. SEE COVER LETTER PARA. 4
T-TREASURY, N-NON-TREASURY, S-SUBCONTRACTOR FUNDS & PROCUREMENT CARD HUB PURCHASES, TC-TERM CONTRACT, C-CONSOLIDATED. SEE PAGE 4 OF HUB REPORT FOR FUND TYPE DESCRIPTION.

736-UNIVERSITY OF TEXAS - PAN AMERICAN-Heavy Construction Unadjusted Goal is 11.8%

FUND TYPE	TOTAL EXPENDITURES	TOTAL SPENT WITH NON-HUBS AMOUNT/%	TOTAL SPENT WITH **ADJ. HUBS 8.8%	TOTAL SPENT WITH *OTHER HUBS 3.3%	**ADJUSTED HUB GOAL 6.6%				*OTHER HUB GOAL 5.3% WOMAN AMOUNT/%
					ASIAN PACIFIC AMOUNT/%	BLACK AMOUNT/%	HISPANIC AMOUNT/%	NATIVE AMERICAN AMOUNT/%	
T									
N									
S									
TC									
C									

736-UNIVERSITY OF TEXAS - PAN AMERICAN-Building Construction Unadjusted Goal is 26.1%

FUND TYPE	TOTAL EXPENDITURES	TOTAL SPENT WITH NON-HUBS	TOTAL SPENT WITH **ADJ. HUBS 25.1%	TOTAL SPENT WITH *OTHER HUBS 1.0%	**ADJUSTED HUB GOAL 25.1%			*OTHER HUB GOAL 1.0%	
					BLACK	HISPANIC	WOMAN	ASIAN PACIFIC	NATIVE AMERICAN
T									
N	\$441	\$441/100 %							
S									
TC									
C	\$441	\$441/100 %							

736-UNIVERSITY OF TEXAS - PAN AMERICAN-Special Trade Unadjusted Goal is 57.2%

FUND TYPE	TOTAL EXPENDITURES	TOTAL SPENT WITH NON-HUBS	TOTAL SPENT WITH **ADJ. HUBS 57.0%	TOTAL SPENT WITH *OTHER HUBS 10.2%	**ADJUSTED HUB GOAL 47.0%		*OTHER HUB GOAL 10.2%		
					BLACK	HISPANIC	ASIAN PACIFIC	NATIVE AMERICAN	WOMAN
T	\$15,489	\$14,754/95.5%	\$1,715/10.4%				\$1,715/10.4%		
N	\$1,697,439	\$1,610,259/96.5%	\$57,182/3.42%				\$57,182/3.42%		
S	***	***	\$18,269/1.15%				\$18,269/1.15%		
TC									
C	\$1,853,906	\$1,625,009/96.5%	\$77,166/4.58%				\$77,166/4.58%		

736-UNIVERSITY OF TEXAS - PAN AMERICAN-Professional Services Unadjusted Goal is 20.0%

FUND TYPE	TOTAL EXPENDITURES	TOTAL SPENT WITH NON-HUBS	TOTAL SPENT WITH **ADJ. HUBS 19.1%	TOTAL SPENT WITH *OTHER HUBS 1.0%	**ADJUSTED HUB GOAL 18.1%			*OTHER HUB GOAL 1.0%	
					BLACK	HISPANIC	WOMAN	ASIAN PACIFIC	NATIVE AMERICAN
T									
N	\$131,685	\$94,562/71.8%	\$37,122/28.1%				\$34,123/25.9%	\$2,999/2.27%	
S									
TC									
C	\$131,685	\$94,562/71.8%	\$37,122/28.1%				\$34,123/25.9%	\$2,999/2.27%	

736-UNIVERSITY OF TEXAS - PAN AMERICAN-Other Services Unadjusted Goal is 33.0%

FUND TYPE	TOTAL EXPENDITURES	TOTAL SPENT WITH NON-HUBS	TOTAL SPENT WITH **ADJ. HUBS 33.0%	**ADJUSTED HUB GOAL 33.0%				
				ASIAN PACIFIC	BLACK	HISPANIC	NATIVE AMERICAN	WOMAN
T	\$320,369	\$320,369/100 %						
N	\$1,063,635	\$987,765/92.8%	\$75,870/7.13%		\$25/.002%		\$75,167/7.08%	\$678/.063%
S								
TC	\$3,776	\$3,776/100 %						
C	\$1,380,228	\$1,304,359/94.5%	\$75,870/5.48%		\$25/.001%		\$75,167/5.44%	\$678/.049%

736-UNIVERSITY OF TEXAS - PAN AMERICAN-Commodity Purchasing Unadjusted Goal is 12.6%

FUND TYPE	TOTAL EXPENDITURES	TOTAL SPENT WITH NON-HUBS	TOTAL SPENT WITH **ADJ. HUBS 11.5%	TOTAL SPENT WITH *OTHER HUBS 1.1%	**ADJUSTED HUB GOAL 11.6%			*OTHER HUB GOAL 1.1%	
					BLACK	HISPANIC	WOMAN	ASIAN PACIFIC	NATIVE AMERICAN
T	\$1,310,554	\$1,226,719/93.6%	\$58,928/4.49%	\$24,906/1.90%			\$29,970/2.28%	\$28,958/2.20%	\$24,808/1.90%
N	\$4,937,199	\$3,697,209/78.9%	\$723,305/14.6%	\$316,884/6.41%	\$10,563/.214%		\$352,577/7.14%	\$380,163/7.29%	\$316,684/6.41%
S									
TC	\$331,258	\$326,851/98.8%	\$4,661/1.37%	\$57/.017%	\$36/.010%		\$1,544/.466%	\$2,970/.888%	\$57/.017%
C	\$5,916,494	\$4,797,276/81.0%	\$777,683/13.1%	\$341,533/5.77%	\$10,527/.177%		\$341,004/6.43%	\$380,151/6.82%	\$341,533/5.77%

DR = DEBIT (NEGATIVE AMOUNT) * = OTHER HUBS ** = ADJUSTED HUBS *** = DOLLARS REPORTED BUT NOT SHOWN IN THESE COLUMNS. SEE COVER LETTER PARA. 4
T=TREASURY, N=NON-TREASURY, S=SUBCONTRACTOR FUNDS & PROCUREMENT CARD HUB PURCHASES, TC=TERM CONTRACT, C=CONSOLIDATED. SEE PAGE 4 OF HUB REPORT FOR FUND TYPE DESCRIPTION.

737-ANGELO STATE UNIVERSITY-Heavy Construction Unadjusted Goal is 11.9%

FUND TYPE	TOTAL EXPENDITURES	TOTAL SPENT WITH NON-HUBS AMOUNT/%	TOTAL SPENT WITH **ADJ. HUBS 6.0% AMOUNT/%	TOTAL SPENT WITH *OTHER HUBS 5.3% AMOUNT/%	**ADJUSTED HUB GOAL 6.6%			*OTHER HUB GOAL 5.3%	
					ASIAN PACIFIC AMOUNT/%	BLACK AMOUNT/%	HISPANIC AMOUNT/%	NATIVE AMERICAN AMOUNT/%	WOMAN AMOUNT/%
T	\$17,618	\$17,618/100 %							
N	\$6,945	\$6,945/100 %							
S									
-TC									
C	\$24,561	\$24,561/100 %							

737-ANGELO STATE UNIVERSITY-Building Construction Unadjusted Goal is 26.1%

FUND TYPE	TOTAL EXPENDITURES	TOTAL SPENT WITH NON-HUBS	TOTAL SPENT WITH **ADJ. HUBS 25.1%	TOTAL SPENT WITH *OTHER HUBS 1.0%	**ADJUSTED HUB GOAL 25.1%			*OTHER HUB GOAL 1.0%	
					BLACK	HISPANIC	WOMAN	ASIAN PACIFIC	NATIVE AMERICAN
T	\$221,415	\$221,415/100 %							
N	\$3,782,528	\$3,782,528/100 %							
S									
-TC	\$5,530	\$5,530/100 %							
C	\$3,988,414	\$3,988,414/100 %							

737-ANGELO STATE UNIVERSITY-Special Trade Unadjusted Goal is 67.2%

FUND TYPE	TOTAL EXPENDITURES	TOTAL SPENT WITH NON-HUBS	TOTAL SPENT WITH **ADJ. HUBS 47.0%	TOTAL SPENT WITH *OTHER HUBS 19.2%	**ADJUSTED HUB GOAL 47.0%		*OTHER HUB GOAL 19.2%		
					BLACK	HISPANIC	ASIAN PACIFIC	NATIVE AMERICAN	WOMAN
T	\$814,271	\$814,011/99.9%		\$260/.031%					\$260/.031%
N	\$661,108	\$660,809/87.8%	\$80,300/12.1%		\$80,300/12.1%				
S	***	***	\$30,408/8.40%	\$8,282/1.74%	\$30,408/8.40%				\$8,282/1.74%
-TC	\$64,540	\$64,782/91.0%	\$6,768/8.92%		\$6,768/8.92%				
C	\$1,410,840	\$1,336,038/84.6%	\$104,950/7.43%	\$8,542/.605%	\$104,950/7.43%				\$8,542/.605%

737-ANGELO STATE UNIVERSITY-Professional Services Unadjusted Goal is 20.0%

FUND TYPE	TOTAL EXPENDITURES	TOTAL SPENT WITH NON-HUBS	TOTAL SPENT WITH **ADJ. HUBS 18.1%	TOTAL SPENT WITH *OTHER HUBS 1.8%	**ADJUSTED HUB GOAL 18.1%			*OTHER HUB GOAL 1.8%	
					BLACK	HISPANIC	WOMAN	ASIAN PACIFIC	NATIVE AMERICAN
T	\$77,254	\$77,254/100 %							
N	\$78,487	\$78,487/100 %							
S									
-TC									
C	\$155,741	\$155,741/100 %							

737-ANGELO STATE UNIVERSITY-Other Services Unadjusted Goal is 33.0%

FUND TYPE	TOTAL EXPENDITURES	TOTAL SPENT WITH NON-HUBS	TOTAL SPENT WITH **ADJ. HUBS 33.0%	**ADJUSTED HUB GOAL 33.0%				
				ASIAN PACIFIC	BLACK	HISPANIC	NATIVE AMERICAN	WOMAN
T	\$749,003	\$474,556/63.3%	\$274,446/36.6%	\$34,650/4.62%		\$210,843/26.1%		\$28,853/3.85%
N	\$1,445,839	\$1,252,931/86.6%	\$192,907/13.3%			\$160,825/11.1%	\$8,775/.607%	\$23,306/1.61%
S								
-TC	\$50,102	\$50,102/100 %						
C	\$2,144,739	\$1,877,385/78.2%	\$467,354/21.7%	\$34,650/1.61%		\$371,769/17.3%	\$8,775/.409%	\$62,159/2.43%

737-ANGELO STATE UNIVERSITY-Commodity Purchasing Unadjusted Goal is 12.6%

FUND TYPE	TOTAL EXPENDITURES	TOTAL SPENT WITH NON-HUBS	TOTAL SPENT WITH **ADJ. HUBS 11.5%	TOTAL SPENT WITH *OTHER HUBS 1.1%	**ADJUSTED HUB GOAL 11.5%			*OTHER HUB GOAL 1.1%	
					BLACK	HISPANIC	WOMAN	ASIAN PACIFIC	NATIVE AMERICAN
T	\$2,097,041	\$1,497,116/95.2%	\$73,418/3.50%	\$26,506/1.26%	\$73/.003%	\$15,517/.740%	\$57,828/2.75%	\$26,505/1.26%	
N	\$3,378,242	\$3,255,007/96.3%	\$108,046/3.22%	\$14,188/.420%		\$18,785/.496%	\$92,291/2.73%	\$14,046/.416%	
S									
-TC	\$198,871	\$184,764/92.8%	\$13,495/6.94%	\$311/.155%	\$73/.037%	\$10,602/5.32%	\$3,218/1.61%	\$311/.155%	
C	\$6,278,311	\$5,067,359/80.6%	\$188,570/3.19%	\$40,382/.765%		\$21,689/.410%	\$148,900/2.78%	\$40,240/.762%	

DB = DEBIT (NEGATIVE AMOUNT) * = OTHER HUBS ** = ADJUSTED HUBS *** = DOLLARS REPORTED BUT NOT SHOWN IN THESE COLUMNS. SEE COVER LETTER PARA. 4
T=TREASURY, N=NON-TREASURY, S=SUBCONTRACTOR FUNDS & PROCUREMENT CARD HUB PURCHASES, TC=TERM CONTRACT, C=CONSOLIDATED. SEE PAGE 4 OF HUB REPORT FOR FUND TYPE DESCRIPTION.

738-UNIVERSITY OF TEXAS AT DALLAS-Heavy Construction Unadjusted Goal is 11.9%

FUND TYPE	TOTAL EXPENDITURES	TOTAL SPENT WITH NON-HUBS AMOUNT/%	TOTAL SPENT WITH **ADJ. HUBS 6.6% AMOUNT/%	TOTAL SPENT WITH *OTHER HUBS 5.3% AMOUNT/%	**ADJUSTED HUB GOAL 6.6%				*OTHER HUB GOAL 5.3% WOMAN AMOUNT/%
					ASIAN PACIFIC AMOUNT/%	BLACK AMOUNT/%	HISPANIC AMOUNT/%	NATIVE AMERICAN AMOUNT/%	
T									
N	\$100,830	\$3,468/3.43%	\$97,362/96.5%					\$87,382/96.5%	
S									
-TC									
C	\$100,830	\$3,468/3.43%	\$97,362/96.5%					\$87,362/96.5%	

738-UNIVERSITY OF TEXAS AT DALLAS-Building Construction Unadjusted Goal is 26.1%

FUND TYPE	TOTAL EXPENDITURES	TOTAL SPENT WITH NON-HUBS	TOTAL SPENT WITH **ADJ. HUBS 25.1%	TOTAL SPENT WITH *OTHER HUBS 1.2%	**ADJUSTED HUB GOAL 25.1%			*OTHER HUB GOAL 1.0%	
					BLACK	HISPANIC	WOMAN	ASIAN PACIFIC	NATIVE AMERICAN
T									
N									
S									
-TC									
C									

738-UNIVERSITY OF TEXAS AT DALLAS-Special Trade Unadjusted Goal is 57.2%

FUND TYPE	TOTAL EXPENDITURES	TOTAL SPENT WITH NON-HUBS	TOTAL SPENT WITH **ADJ. HUBS 57.0%	TOTAL SPENT WITH *OTHER HUBS 10.2%	**ADJUSTED HUB GOAL 47.0%		*OTHER HUB GOAL 10.2%		
					BLACK	HISPANIC	ASIAN PACIFIC	NATIVE AMERICAN	WOMAN
T									
N	\$2,015,654	\$253,707/12.5%	\$1,751,972/86.9%	\$9,975/.494%					\$9,975/.494%
S									
-TC									
C	\$2,015,654	\$253,707/12.5%	\$1,751,972/86.9%	\$9,975/.494%					\$9,975/.494%

738-UNIVERSITY OF TEXAS AT DALLAS-Professional Services Unadjusted Goal is 20.0%

FUND TYPE	TOTAL EXPENDITURES	TOTAL SPENT WITH NON-HUBS	TOTAL SPENT WITH **ADJ. HUBS 19.1%	TOTAL SPENT WITH *OTHER HUBS 1.9%	**ADJUSTED HUB GOAL 18.1%			*OTHER HUB GOAL 1.9%	
					BLACK	HISPANIC	WOMAN	ASIAN PACIFIC	NATIVE AMERICAN
T									
N	\$90,923	\$79,278/87.1%	\$11,646/12.8%						
S									
-TC									
C	\$90,923	\$79,278/87.1%	\$11,646/12.8%						

738-UNIVERSITY OF TEXAS AT DALLAS-Other Services Unadjusted Goal is 33.0%

FUND TYPE	TOTAL EXPENDITURES	TOTAL SPENT WITH NON-HUBS	TOTAL SPENT WITH **ADJ. HUBS 23.0%	**ADJUSTED HUB GOAL 33.0%				
				ASIAN PACIFIC	BLACK	HISPANIC	NATIVE AMERICAN	WOMAN
T	\$170,981	\$170,981/100%						
N	\$2,486,738	\$2,154,781/87.3%	\$310,954/12.6%					
S								
-TC								
C	\$2,639,718	\$2,325,763/88.2%	\$310,954/11.7%		\$1,400/.056%	\$12,058/.489%		\$297,495/12.0%

738-UNIVERSITY OF TEXAS AT DALLAS-Commodity Purchasing Unadjusted Goal is 12.6%

FUND TYPE	TOTAL EXPENDITURES	TOTAL SPENT WITH NON-HUBS	TOTAL SPENT WITH **ADJ. HUBS 11.5%	TOTAL SPENT WITH *OTHER HUBS 1.1%	**ADJUSTED HUB GOAL 11.5%			*OTHER HUB GOAL 1.1%	
					BLACK	HISPANIC	WOMAN	ASIAN PACIFIC	NATIVE AMERICAN
T	\$418,057	\$418,057/100%							
N	\$5,028,111	\$4,600,845/91.5%	\$400,814/7.97%	\$24,350/.484%	\$76,189/1.51%	\$25,545/.508%	\$299,169/5.86%	\$24,350/.484%	
S									
-TC									
C	\$5,444,168	\$5,018,902/92.1%	\$400,814/7.34%	\$24,350/.447%	\$76,189/1.38%	\$25,545/.469%	\$299,169/6.49%	\$24,350/.447%	

DB = DEBIT (NEGATIVE AMOUNT) * = OTHER HUBS ** = ADJUSTED HUBS *** = DOLLARS REPORTED BUT NOT SHOWN IN THESE COLUMNS. SEE COVER LETTER PARA. 4
T=TREASURY, N=NON-TREASURY, S=SUBCONTRACTOR FUNDS & PROCUREMENT CARD HUB PURCHASES, TC=TERM CONTRACT, C=CONSOLIDATED. SEE PAGE 4 OF HUB REPORT FOR FUND TYPE DESCRIPTION.

739-TX TECH UNIV HEALTH SCIENCES CENTER-Heavy Construction Unadjusted Goal is 11.8%

FUND TYPE	TOTAL EXPENDITURES	TOTAL SPENT WITH NON-HUBS AMOUNT/%	TOTAL SPENT WITH **ADJ. HUBS 8.5% AMOUNT/%	TOTAL SPENT WITH *OTHER HUBS 5.3% AMOUNT/%	**ADJUSTED HUB GOAL 8.8%				*OTHER HUB GOAL 5.3% WOMAN AMOUNT/%
					ASIAN PACIFIC AMOUNT/%	BLACK AMOUNT/%	HISPANIC AMOUNT/%	NATIVE AMERICAN AMOUNT/%	
T									
N	\$7,943	\$7,943/100 %							
S									
-TC									
C	\$7,943	\$7,943/100 %							

739-TX TECH UNIV HEALTH SCIENCES CENTER-Building Construction Unadjusted Goal is 28.1%

FUND TYPE	TOTAL EXPENDITURES	TOTAL SPENT WITH NON-HUBS	TOTAL SPENT WITH **ADJ. HUBS 25.1% AMOUNT/%	TOTAL SPENT WITH *OTHER HUBS 1.0% AMOUNT/%	**ADJUSTED HUB GOAL 25.1%			*OTHER HUB GOAL 1.0%	
					BLACK	HISPANIC	WOMAN	ASIAN PACIFIC	NATIVE AMERICAN
T									
N	\$6,255,874	\$6,255,874/100 %							
S	***	***	\$673,851/10.7%		\$338,288/5.37%		\$337,562/5.39%		
-TC									
C	\$6,255,874	\$6,255,874/100 %	\$673,851/10.7%		\$338,288/5.37%		\$337,562/5.39%		

739-TX TECH UNIV HEALTH SCIENCES CENTER-Special Trade Unadjusted Goal is 57.2%

FUND TYPE	TOTAL EXPENDITURES	TOTAL SPENT WITH NON-HUBS	TOTAL SPENT WITH **ADJ. HUBS 47.0% AMOUNT/%	TOTAL SPENT WITH *OTHER HUBS 10.2% AMOUNT/%	**ADJUSTED HUB GOAL 47.0%		*OTHER HUB GOAL 10.2%		
					BLACK	HISPANIC	ASIAN PACIFIC	NATIVE AMERICAN	WOMAN
T	\$1,023,842	\$990,483/96.7%	\$25,808/2.53%	\$7,250/.708%					\$7,250/.708%
N	\$2,386,710	\$2,315,953/97.0%	\$11,933/.500%	\$58,823/2.46%					\$58,823/2.46%
S									
-TC									
C	\$3,410,353	\$3,306,437/96.9%	\$37,842/1.10%	\$66,073/1.93%		\$37,842/1.10%			\$66,073/1.93%

739-TX TECH UNIV HEALTH SCIENCES CENTER-Professional Services Unadjusted Goal is 20.0%

FUND TYPE	TOTAL EXPENDITURES	TOTAL SPENT WITH NON-HUBS	TOTAL SPENT WITH **ADJ. HUBS 18.1% AMOUNT/%	TOTAL SPENT WITH *OTHER HUBS 1.9% AMOUNT/%	**ADJUSTED HUB GOAL 18.1%			*OTHER HUB GOAL 1.9%	
					BLACK	HISPANIC	WOMAN	ASIAN PACIFIC	NATIVE AMERICAN
T	\$35,164	\$35,164/100 %							
N	\$6,818,377	\$6,602,527/96.7%	\$14,850/.217%						\$14,850/.217%
S									
-TC									
C	\$6,853,541	\$6,638,691/96.7%	\$14,850/.218%						\$14,860/.218%

739-TX TECH UNIV HEALTH SCIENCES CENTER-Other Services Unadjusted Goal is 33.0%

FUND TYPE	TOTAL EXPENDITURES	TOTAL SPENT WITH NON-HUBS	TOTAL SPENT WITH **ADJ. HUBS 33.0% AMOUNT/%	TOTAL SPENT WITH *OTHER HUBS 1.1% AMOUNT/%	**ADJUSTED HUB GOAL 33.0%			
					ASIAN PACIFIC	BLACK	HISPANIC	NATIVE AMERICAN
T	\$903,227	\$902,322/99.8%	\$905/1.00%					\$790/.087%
N	\$4,782,340	\$4,657,263/97.3%	\$125,077/2.61%		\$3,287/.068%		\$16,055/.335%	\$106,733/2.21%
S								
-TC								
C	\$5,685,568	\$5,559,586/97.7%	\$125,982/2.21%		\$3,287/.057%		\$16,170/.284%	\$106,524/1.87%

739-TX TECH UNIV HEALTH SCIENCES CENTER-Commodity Purchasing Unadjusted Goal is 12.8%

FUND TYPE	TOTAL EXPENDITURES	TOTAL SPENT WITH NON-HUBS	TOTAL SPENT WITH **ADJ. HUBS 11.5% AMOUNT/%	TOTAL SPENT WITH *OTHER HUBS 1.1% AMOUNT/%	**ADJUSTED HUB GOAL 11.5%			*OTHER HUB GOAL 1.1%	
					BLACK	HISPANIC	WOMAN	ASIAN PACIFIC	NATIVE AMERICAN
T	\$2,302,818	\$2,226,164/96.6%	\$41,344/1.79%	\$26,308/1.13%					\$36,308/1.53%
N	\$11,668,822	\$10,832,258/92.8%	\$785,131/6.66%	\$71,432/.612%	\$528,101/4.50%	\$82,328/.448%	\$188,700/1.60%		\$71,432/.612%
S	***	***	\$162,393/3.49%	\$2,139/.046%	\$8,038/.194%	\$28,527/.677%	\$128,528/2.72%		\$2,139/.048%
-TC									
C	\$13,971,640	\$13,058,423/93.4%	\$968,870/6.93%	\$108,879/.779%	\$535,141/3.83%	\$88,042/.630%	\$345,888/2.47%		\$108,879/.779%

DB = DEBIT (NEGATIVE AMOUNT) * = OTHER HUBS ** = ADJUSTED HUBS *** = DOLLARS REPORTED BUT NOT SHOWN IN THESE COLUMNS. SEE COVER LETTER PARA. 4
T=TREASURY, N=NON-TREASURY, S=SUBCONTRACTOR FUNDS & PROCUREMENT CARD HUB PURCHASES, TC=TERM CONTRACT, C=CONSOLIDATED. SEE PAGE 4 OF HUB REPORT FOR FUND TYPE DESCRIPTION.

742-UNIV OF TEX OF THE PERMIAN BASIN-Heavy Construction Unadjusted Goal is 11.9%

FUND TYPE	TOTAL EXPENDITURES	TOTAL SPENT WITH NON-HUBS AMOUNT/%	TOTAL SPENT WITH **ADJ. HUBS 6.6% AMOUNT/%	TOTAL SPENT WITH *OTHER HUBS 5.3% AMOUNT/%	**ADJUSTED HUB GOAL 6.6%				*OTHER HUB GOAL 5.3% WOMAN AMOUNT/%
					ASIAN PACIFIC AMOUNT/%	BLACK AMOUNT/%	HISPANIC AMOUNT/%	NATIVE AMERICAN AMOUNT/%	
T	\$116,257	\$116,257/100 %							
N	\$48,391	\$48,391/100 %							
S									
-TC									
C	\$164,648	\$164,648/100 %							

742-UNIV OF TEX OF THE PERMIAN BASIN-Building Construction Unadjusted Goal is 26.1%

FUND TYPE	TOTAL EXPENDITURES	TOTAL SPENT WITH NON-HUBS	TOTAL SPENT WITH **ADJ. HUBS 28.1% AMOUNT/%	TOTAL SPENT WITH *OTHER HUBS 1.0% AMOUNT/%	**ADJUSTED HUB GOAL 25.1%			*OTHER HUB GOAL 1.0%	
					BLACK	HISPANIC	WOMAN	ASIAN PACIFIC	NATIVE AMERICAN
T									
N									
S									
-TC									
C									

742-UNIV OF TEX OF THE PERMIAN BASIN-Special Trade Unadjusted Goal is 57.2%

FUND TYPE	TOTAL EXPENDITURES	TOTAL SPENT WITH NON-HUBS	TOTAL SPENT WITH **ADJ. HUBS 47.0% AMOUNT/%	TOTAL SPENT WITH *OTHER HUBS 10.2% AMOUNT/%	**ADJUSTED HUB GOAL 47.0%		*OTHER HUB GOAL 10.2%		
					BLACK	HISPANIC	ASIAN PACIFIC	NATIVE AMERICAN	WOMAN
T	\$85,097	\$85,097/100 %							
N	\$778,973	\$778,973/100 %							
S	***	***	\$23,503/4.06%	\$85,590/14.7%		\$23,503/4.06%			\$85,590/14.7%
-TC									
C	\$644,071	\$644,071/100 %	\$23,503/2.78%	\$85,590/10.1%		\$23,503/2.78%			\$85,590/10.1%

742-UNIV OF TEX OF THE PERMIAN BASIN-Professional Services Unadjusted Goal is 20.0%

FUND TYPE	TOTAL EXPENDITURES	TOTAL SPENT WITH NON-HUBS	TOTAL SPENT WITH **ADJ. HUBS 18.1% AMOUNT/%	TOTAL SPENT WITH *OTHER HUBS 1.9% AMOUNT/%	**ADJUSTED HUB GOAL 18.1%			*OTHER HUB GOAL 1.9%	
					BLACK	HISPANIC	WOMAN	ASIAN PACIFIC	NATIVE AMERICAN
T	\$3,615	\$3,615/100 %							
N	\$22,035	\$22,035/100 %							
S									
-TC									
C	\$25,651	\$25,651/100 %							

742-UNIV OF TEX OF THE PERMIAN BASIN-Other Services Unadjusted Goal is 33.0%

FUND TYPE	TOTAL EXPENDITURES	TOTAL SPENT WITH NON-HUBS	TOTAL SPENT WITH **ADJ. HUBS 33.0% AMOUNT/%	TOTAL SPENT WITH *OTHER HUBS 1.1% AMOUNT/%	**ADJUSTED HUB GOAL 33.0%				
					ASIAN PACIFIC	BLACK	HISPANIC	NATIVE AMERICAN	WOMAN
T	\$263,302	\$262,042/99.5%	\$1,260/.478%						
N	\$615,249	\$582,368/94.6%	\$32,881/5.34%		\$2,972/.483%		\$1,260/.478%		
S							\$9,192/1.48%		\$20,717/3.36%
-TC	\$14,508	\$14,508/100 %							
C	\$864,042	\$829,901/96.0%	\$34,141/3.95%		\$2,972/.344%		\$10,462/1.20%		\$20,717/2.39%

742-UNIV OF TEX OF THE PERMIAN BASIN-Commodity Purchasing Unadjusted Goal is 12.6%

FUND TYPE	TOTAL EXPENDITURES	TOTAL SPENT WITH NON-HUBS	TOTAL SPENT WITH **ADJ. HUBS 11.5% AMOUNT/%	TOTAL SPENT WITH *OTHER HUBS 1.1% AMOUNT/%	**ADJUSTED HUB GOAL 11.5%			*OTHER HUB GOAL 1.1%	
					BLACK	HISPANIC	WOMAN	ASIAN PACIFIC	NATIVE AMERICAN
T	\$411,542	\$389,440/94.6%	\$20,143/4.89%	\$1,857/.475%					
N	\$610,444	\$573,340/93.8%	\$38,284/6.30%	\$10,819/1.77%	\$1,357/.222%	\$8,413/1.55%	\$13,730/3.33%	\$1,256/.307%	\$891/.188%
S	***	***	\$11,977/10.1%				\$23,480/3.64%	\$10,819/1.77%	
-TC	\$75,990	\$74,198/97.6%	\$1,100/1.44%	\$691/.910%		\$75/.098%	\$1,024/1.34%		\$691/.910%
C	\$945,896	\$866,582/91.9%	\$57,305/6.05%	\$12,085/1.27%	\$1,357/.143%	\$7,784/.822%	\$48,163/5.09%	\$12,085/1.27%	

DR = DEBIT (NEGATIVE AMOUNT) * = OTHER HUBS ** = ADJUSTED HUBS *** = DOLLARS REPORTED BUT NOT SHOWN IN THESE COLUMNS. SEE COVER LETTER PARA. 4
T=TREASURY, N=NON-TREASURY, S=SUBCONTRACTOR FUNDS & PROCUREMENT CARD HUB PURCHASES, TC=TEAM CONTRACT, C=CONSOLIDATED. SEE PAGE 4 OF HUB REPORT FOR FUND TYPE DESCRIPTION.

743-UNIVERSITY OF TEXAS AT SAN ANTONIO-Heavy Construction Unadjusted Goal is 11.9%

FUND TYPE	TOTAL EXPENDITURES	TOTAL SPENT WITH NON-HUBS AMOUNT/%	TOTAL SPENT WITH **ADJ. HUBS 6.6%	TOTAL SPENT WITH *OTHER HUBS 5.3%	**ADJUSTED HUB GOAL 6.6%				*OTHER HUB GOAL 5.3% WOMAN AMOUNT/%
					ASIAN PACIFIC AMOUNT/%	BLACK AMOUNT/%	HISPANIC AMOUNT/%	NATIVE AMERICAN AMOUNT/%	
T	\$1,630	\$1,630/100%							
N	\$18,477	\$10,560/57.1%		\$7,917/42.8%					\$7,917/42.8%
S									
-TC									
C	\$20,107	\$12,190/60.6%		\$7,917/39.3%					\$7,917/39.3%

743-UNIVERSITY OF TEXAS AT SAN ANTONIO-Building Construction Unadjusted Goal is 26.1%

FUND TYPE	TOTAL EXPENDITURES	TOTAL SPENT WITH NON-HUBS	TOTAL SPENT WITH **ADJ. HUBS 25.1%	TOTAL SPENT WITH *OTHER HUBS 1.0%	**ADJUSTED HUB GOAL 25.1%			*OTHER HUB GOAL 1.0%	
					BLACK	HISPANIC	WOMAN	ASIAN PACIFIC	NATIVE AMERICAN
T									
N	\$2,300,714	\$636,265/27.6%	\$1,664,448/72.3%			\$2,200/.095%		\$1,662,248/72.2%	
S									
-TC									
C	\$2,300,714	\$636,265/27.6%	\$1,664,448/72.3%			\$2,200/.095%		\$1,662,248/72.2%	

743-UNIVERSITY OF TEXAS AT SAN ANTONIO-Special Trade Unadjusted Goal is 57.2%

FUND TYPE	TOTAL EXPENDITURES	TOTAL SPENT WITH NON-HUBS	TOTAL SPENT WITH **ADJ. HUBS 47.0%	TOTAL SPENT WITH *OTHER HUBS 10.2%	**ADJUSTED HUB GOAL 47.0%		*OTHER HUB GOAL 10.2%		
					BLACK	HISPANIC	ASIAN PACIFIC	NATIVE AMERICAN	WOMAN
T	\$23,690	\$23,643/99.7%	\$47/.200%			\$47/.200%			
N	\$898,721	\$607,795/67.6%	\$106,141/11.8%	\$184,783/20.5%		\$106,141/11.8%			\$184,783/20.5%
S									
-TC	\$96,087	\$360/.375%	\$95,707/98.6%			\$95,707/99.6%			
C	\$826,344	\$621,078/76.3%	\$10,482/1.26%	\$184,783/22.3%		\$10,482/1.26%			\$184,783/22.3%

743-UNIVERSITY OF TEXAS AT SAN ANTONIO-Professional Services Unadjusted Goal is 20.0%

FUND TYPE	TOTAL EXPENDITURES	TOTAL SPENT WITH NON-HUBS	TOTAL SPENT WITH **ADJ. HUBS 18.1%	TOTAL SPENT WITH *OTHER HUBS 1.9%	**ADJUSTED HUB GOAL 18.1%			*OTHER HUB GOAL 1.9%	
					BLACK	HISPANIC	WOMAN	ASIAN PACIFIC	NATIVE AMERICAN
T									
N	\$97,177	\$36,581/37.6%	\$60,816/62.3%		\$1,600/1.64%	\$49,283/60.7%		\$9,733/10.0%	
S									
-TC									
C	\$97,177	\$36,581/37.6%	\$60,816/62.3%		\$1,600/1.64%	\$49,283/60.7%		\$9,733/10.0%	

743-UNIVERSITY OF TEXAS AT SAN ANTONIO-Other Services Unadjusted Goal is 33.0%

FUND TYPE	TOTAL EXPENDITURES	TOTAL SPENT WITH NON-HUBS	TOTAL SPENT WITH **ADJ. HUBS 33.0%	TOTAL SPENT WITH *OTHER HUBS 1.1%	**ADJUSTED HUB GOAL 33.0%				
					ASIAN PACIFIC	BLACK	HISPANIC	NATIVE AMERICAN	WOMAN
T	\$207,287	\$204,107/98.4%	\$3,180/1.53%						\$257/.124%
N	\$3,977,279	\$2,695,441/67.8%	\$281,838/7.08%	\$738/.123%	\$280/.007%	\$8,598/.165%	\$169,891/4.02%		\$116,070/2.89%
S	***	***	\$738/.123%		\$738/.123%				
-TC	\$68,737	\$68,662/99.8%	\$75/.109%		\$75/.109%				
C	\$4,115,829	\$3,830,886/93.0%	\$285,981/6.94%		\$943/.022%	\$8,598/.160%	\$162,814/3.95%		\$116,327/2.80%

743-UNIVERSITY OF TEXAS AT SAN ANTONIO-Commodity Purchasing Unadjusted Goal is 12.6%

FUND TYPE	TOTAL EXPENDITURES	TOTAL SPENT WITH NON-HUBS	TOTAL SPENT WITH **ADJ. HUBS 13.3%	TOTAL SPENT WITH *OTHER HUBS 1.1%	**ADJUSTED HUB GOAL 13.5%			*OTHER HUB GOAL 1.1%	
					BLACK	HISPANIC	WOMAN	ASIAN PACIFIC	NATIVE AMERICAN
T	\$1,363,286	\$790,613/58.4%	\$329,094/24.3%	\$233,577/17.2%	\$485/.034%	\$317,207/23.4%	\$11,422/.844%	\$233,577/17.2%	
N	\$7,778,322	\$6,564,388/84.3%	\$658,108/11.0%	\$355,825/4.97%	\$63,618/.818%	\$304,618/3.91%	\$490,072/6.30%	\$355,825/4.67%	
S	***	***	\$122,694/13.4%	\$320/.035%	\$11,388/1.25%	\$64,208/6.40%	\$52,987/5.82%	\$320/.035%	
-TC	\$417,058	\$411,356/98.4%	\$6,413/1.53%	\$88/.021%		\$5,785/1.36%	\$617/.147%	\$88/.021%	
C	\$8,713,748	\$6,943,646/79.6%	\$1,303,383/14.9%	\$688,633/6.76%	\$75,379/.865%	\$674,129/7.73%	\$653,864/6.36%	\$588,633/6.76%	

DB = DEBIT (NEGATIVE AMOUNT) * = OTHER HUBS ** = ADJUSTED HUBS *** = DOLLARS REPORTED BUT NOT SHOWN IN THESE COLUMNS. SEE COVER LETTER PARA. 4
T-TREASURY, N-NON-TREASURY, S-SUBCONTRACTOR FUNDS & PROCUREMENT CARD HUB PURCHASES, TC-TERM CONTRACT, C-CONSOLIDATED. SEE PAGE 4 OF HUB REPORT FOR FUND TYPE DESCRIPTION.

744-UT HEALTH SCIENCE CENTER - HOUSTON-Heavy Construction Unadjusted Goal is 11.9%									
FUND TYPE	TOTAL EXPENDITURES	TOTAL SPENT WITH NON-HUBS AMOUNT/%	TOTAL SPENT WITH **ADJ. HUBS 6.6% AMOUNT/%	TOTAL SPENT WITH *OTHER HUBS 5.3% AMOUNT/%	ASIAN PACIFIC AMOUNT/%	BLACK AMOUNT/%	HISPANIC AMOUNT/%	NATIVE AMERICAN AMOUNT/%	*OTHER HUB GOAL 5.3% WOMAN AMOUNT/%

T									
N									
S									
-TC									
C									

744-UT HEALTH SCIENCE CENTER - HOUSTON-building Construction Unadjusted Goal is 26.1%									
FUND TYPE	TOTAL EXPENDITURES	TOTAL SPENT WITH NON-HUBS	TOTAL SPENT WITH **ADJ. HUBS 25.1%	TOTAL SPENT WITH *OTHER HUBS 1.0%	BLACK	HISPANIC	WOMAN	ASIAN PACIFIC	NATIVE AMERICAN

T									
N									
S									
-TC									
C									

744-UT HEALTH SCIENCE CENTER - HOUSTON-Special Trade Unadjusted Goal is 47.2%									
FUND TYPE	TOTAL EXPENDITURES	TOTAL SPENT WITH NON-HUBS	TOTAL SPENT WITH **ADJ. HUBS 47.0%	TOTAL SPENT WITH *OTHER HUBS 10.2%	BLACK	HISPANIC	ASIAN PACIFIC	NATIVE AMERICAN	WOMAN

T									
N	\$10,510,700	\$10,112,627/96.2%	\$59,845/.566%	\$338,527/3.22%	\$85,000/	\$58,460/.585%	\$183,838/1.74%		\$154,889/1.47%
S	***	***	\$91,142/.871%		\$56,200/.537%	\$34,942/.334%			
-TC									
C	\$10,510,700	\$10,112,627/96.2%	\$150,887/1.43%	\$338,527/3.22%	\$56,255/.535%	\$94,402/.898%	\$183,838/1.74%		\$154,889/1.47%

744-UT HEALTH SCIENCE CENTER - HOUSTON-Professional Services Unadjusted Goal is 20.0%									
FUND TYPE	TOTAL EXPENDITURES	TOTAL SPENT WITH NON-HUBS	TOTAL SPENT WITH **ADJ. HUBS 18.1%	TOTAL SPENT WITH *OTHER HUBS 1.9%	BLACK	HISPANIC	WOMAN	ASIAN PACIFIC	NATIVE AMERICAN

T									
N	\$4,888,828	\$3,832,085/78.7%	\$21,488/.441%	\$1,015,244/20.8%		\$13,433/.275%	\$8,065/.165%		\$1,015,244/20.8%
S									
-TC									
C	\$4,888,828	\$3,832,085/78.7%	\$21,488/.441%	\$1,015,244/20.8%		\$13,433/.275%	\$8,065/.165%		\$1,015,244/20.8%

744-UT HEALTH SCIENCE CENTER - HOUSTON-Other Services Unadjusted Goal is 33.0%									
FUND TYPE	TOTAL EXPENDITURES	TOTAL SPENT WITH NON-HUBS	TOTAL SPENT WITH **ADJ. HUBS 33.0%	ASIAN PACIFIC	BLACK	HISPANIC	NATIVE AMERICAN	WOMAN	

T	\$208,760	\$208,760/100%						
N	\$15,602,116	\$13,464,600/86.2%	\$2,137,618/13.7%	\$24,043/.154%	\$1,400,215/8.87%	\$57,935/.371%	\$71,773/.460%	\$583,548/3.74%
S	***	***	\$14,533/3.66%		\$14,533/3.66%			
-TC	\$85,824	\$85,824/100%						
C	\$15,745,252	\$13,607,736/86.4%	\$2,162,050/13.8%	\$24,043/.162%	\$1,414,749/8.98%	\$57,935/.368%	\$71,773/.465%	\$583,548/3.70%

744-UT HEALTH SCIENCE CENTER - HOUSTON-Commodity Purchasing Unadjusted Goal is 12.6%									
FUND TYPE	TOTAL EXPENDITURES	TOTAL SPENT WITH NON-HUBS	TOTAL SPENT WITH **ADJ. HUBS 11.5%	TOTAL SPENT WITH *OTHER HUBS 1.1%	BLACK	HISPANIC	WOMAN	ASIAN PACIFIC	NATIVE AMERICAN

T	\$62,728	\$62,728/100%							
N	\$21,358,210	\$20,354,400/95.3%	\$718,300/3.34%	\$289,510/1.35%	\$292,951/1.37%	\$134,750/.630%	\$288,597/1.34%		\$289,510/1.35%
S	***	***	\$568,996/6.50%	\$84,681/.968%	\$160,054/1.83%	\$224,819/2.57%	\$184,122/2.10%		\$84,681/.968%
-TC	\$647,008	\$533,492/82.5%	\$13,917/2.47%				\$13,517/2.47%		
C	\$20,873,928	\$19,883,637/95.2%	\$1,289,778/6.04%	\$374,191/1.79%	\$453,006/2.17%	\$358,570/1.72%	\$467,202/2.18%		\$374,191/1.79%

DR = DEBIT (NEGATIVE AMOUNT) * = OTHER HUBS ** = ADJUSTED HUBS *** = DOLLARS REPORTED BUT NOT SHOWN IN THESE COLUMNS. SEE COVER LETTER PARA. 4
T=TREASURY, N=NON-TREASURY, S=SUBCONTRACTOR FUNDS & PROCUREMENT CARD HUB PURCHASES, TC=TERM CONTRACT, C=CONSOLIDATED. SEE PAGE 4 OF HUB REPORT FOR FUND TYPE DESCRIPTION.

745-UT HEALTH SCIENCE CENTER-SAN ANTONIO-Heavy Construction Unadjusted Goal is 11.8%

FUND TYPE	TOTAL EXPENDITURES	TOTAL SPENT WITH NON-HUBS AMOUNT/%	TOTAL SPENT WITH **ADJ. HUBS 6.6% AMOUNT/%	TOTAL SPENT WITH *OTHER HUBS 5.3% AMOUNT/%	ASIAN PACIFIC AMOUNT/%	**ADJUSTED HUB GOAL 6.6% BLACK AMOUNT/%	HISPANIC AMOUNT/%	NATIVE AMERICAN AMOUNT/%	*OTHER HUB GOAL 5.3% WOMAN AMOUNT/%
-----------	--------------------	------------------------------------	--	--	------------------------	--	-------------------	--------------------------	--

T N \$42,502 \$42,502/100 %

S

-TC

C \$42,502 \$42,502/100 %

745-UT HEALTH SCIENCE CENTER-SAN ANTONIO-Building Construction Unadjusted Goal is 26.1%

FUND TYPE	TOTAL EXPENDITURES	TOTAL SPENT WITH NON-HUBS	TOTAL SPENT WITH **ADJ. HUBS 25.1%	TOTAL SPENT WITH *OTHER HUBS 1.0%	BLACK	**ADJUSTED HUB GOAL 25.1% HISPANIC	WOMAN	*OTHER HUB GOAL 1.0% ASIAN PACIFIC	NATIVE AMERICAN
-----------	--------------------	---------------------------	------------------------------------	-----------------------------------	-------	---------------------------------------	-------	---------------------------------------	-----------------

T

N

S

-TC

C

745-UT HEALTH SCIENCE CENTER-SAN ANTONIO-Special Trade Unadjusted Goal is 57.2%

FUND TYPE	TOTAL EXPENDITURES	TOTAL SPENT WITH NON-HUBS	TOTAL SPENT WITH **ADJ. HUBS 47.0%	TOTAL SPENT WITH *OTHER HUBS 10.2%	**ADJUSTED HUB GOAL 47.0% BLACK	HISPANIC	*OTHER HUB GOAL 10.2% ASIAN PACIFIC	NATIVE AMERICAN	WOMAN
-----------	--------------------	---------------------------	------------------------------------	------------------------------------	------------------------------------	----------	--	-----------------	-------

T N \$211,910 \$197,393/93.1%

\$5,538/2.61% \$8,979/4.23%

\$5,538/2.61%

\$8,979/4.23%

S

-TC

C \$211,910 \$197,393/93.1%

\$5,538/2.61% \$8,979/4.23%

\$5,538/2.61%

\$8,979/4.23%

745-UT HEALTH SCIENCE CENTER-SAN ANTONIO-Professional Services Unadjusted Goal is 20.0%

FUND TYPE	TOTAL EXPENDITURES	TOTAL SPENT WITH NON-HUBS	TOTAL SPENT WITH **ADJ. HUBS 18.1%	TOTAL SPENT WITH *OTHER HUBS 1.9%	BLACK	**ADJUSTED HUB GOAL 18.1% HISPANIC	WOMAN	*OTHER HUB GOAL 1.9% ASIAN PACIFIC	NATIVE AMERICAN
-----------	--------------------	---------------------------	------------------------------------	-----------------------------------	-------	---------------------------------------	-------	---------------------------------------	-----------------

T N \$464,981 \$462,731/99.5%

\$2,250/.483%

\$2,250/.483%

S

-TC

C \$464,981 \$462,731/99.5%

\$2,250/.483%

\$2,250/.483%

745-UT HEALTH SCIENCE CENTER-SAN ANTONIO-Other Services Unadjusted Goal is 33.0%

FUND TYPE	TOTAL EXPENDITURES	TOTAL SPENT WITH NON-HUBS	TOTAL SPENT WITH **ADJ. HUBS 33.0%	ASIAN PACIFIC	BLACK	**ADJUSTED HUB GOAL 33.0% HISPANIC	NATIVE AMERICAN	WOMAN
-----------	--------------------	---------------------------	------------------------------------	---------------	-------	---------------------------------------	-----------------	-------

T N \$238,633 \$184,412/77.3%

\$54,121/22.6%

\$135,537/56%

\$28,194/7.42%

S

-TC

C \$4,036,024 \$3,818,171/94.6%

\$217,852/5.39%

\$189,658/4.69%

\$28,194/8.88%

745-UT HEALTH SCIENCE CENTER-SAN ANTONIO-Commodity Purchasing Unadjusted Goal is 12.8%

FUND TYPE	TOTAL EXPENDITURES	TOTAL SPENT WITH NON-HUBS	TOTAL SPENT WITH **ADJ. HUBS 11.5%	TOTAL SPENT WITH *OTHER HUBS 1.1%	BLACK	**ADJUSTED HUB GOAL 11.5% HISPANIC	WOMAN	*OTHER HUB GOAL 1.1% ASIAN PACIFIC	NATIVE AMERICAN
-----------	--------------------	---------------------------	------------------------------------	-----------------------------------	-------	---------------------------------------	-------	---------------------------------------	-----------------

T N \$627,663 \$445,393/71.4%

\$57,023/9.1%

\$32,823/5.2% \$38,212/6.1% \$18,411/2.9%

\$26,276/4.2%

\$378,943/60.4%

S

-TC

C \$16,904,156 \$14,241,883/84.2%

\$2,258,409/13.3%

\$403,863/2.38%

\$355/11.2%

DB = DEBIT (NEGATIVE AMOUNT) * = OTHER HUBS ** = ADJUSTED HUBS *** = DOLLARS REPORTED BUT NOT SHOWN IN THESE COLUMNS. SEE COVER LETTER PARA. 4
T=TREASURY, N=NON-TREASURY, S=SUBCONTRACTOR FUNDS & PROCUREMENT CARD HUB PURCHASES, TC=TERM CONTRACT, C=CONSOLIDATED. SEE PAGE 4 OF HUB REPORT FOR FUND TYPE DESCRIPTION.

747-UNIVERSITY OF TEXAS AT BROWNSVILLE-Heavy Construction Unadjusted Goal is 11.9%

FUND TYPE	TOTAL EXPENDITURES	TOTAL SPENT WITH NON-HUBS AMOUNT/%	TOTAL SPENT WITH **ADJ. HUBS 6.6% AMOUNT/%	TOTAL SPENT WITH *OTHER HUBS 5.3% AMOUNT/%	**ADJUSTED HUB GOAL 6.6%				*OTHER HUB GOAL 5.3%	
					ASIAN PACIFIC AMOUNT/%	BLACK AMOUNT/%	HISPANIC AMOUNT/%	NATIVE AMERICAN AMOUNT/%	WOMAN AMOUNT/%	ASIAN PACIFIC AMOUNT/%

T
N
S
-TC

C

747-UNIVERSITY OF TEXAS AT BROWNSVILLE-Building Construction Unadjusted Goal is 26.1%

FUND TYPE	TOTAL EXPENDITURES	TOTAL SPENT WITH NON-HUBS	TOTAL SPENT WITH **ADJ. HUBS 25.1% AMOUNT/%	TOTAL SPENT WITH *OTHER HUBS 1.0% AMOUNT/%	**ADJUSTED HUB GOAL 25.1%			*OTHER HUB GOAL 1.0%	
					BLACK	HISPANIC	WOMAN	ASIAN PACIFIC	NATIVE AMERICAN

T
N
S
-TC

C

747-UNIVERSITY OF TEXAS AT BROWNSVILLE-Special Trade Unadjusted Goal is 57.2%

FUND TYPE	TOTAL EXPENDITURES	TOTAL SPENT WITH NON-HUBS	TOTAL SPENT WITH **ADJ. HUBS 47.0% AMOUNT/%	TOTAL SPENT WITH *OTHER HUBS 10.2% AMOUNT/%	**ADJUSTED HUB GOAL 47.0%		*OTHER HUB GOAL 10.2%		
					BLACK	HISPANIC	ASIAN PACIFIC	NATIVE AMERICAN	WOMAN

T
N
S
-TC

C

747-UNIVERSITY OF TEXAS AT BROWNSVILLE-Professional Services Unadjusted Goal is 20.0%

FUND TYPE	TOTAL EXPENDITURES	TOTAL SPENT WITH NON-HUBS	TOTAL SPENT WITH **ADJ. HUBS 18.1% AMOUNT/%	TOTAL SPENT WITH *OTHER HUBS 1.9% AMOUNT/%	**ADJUSTED HUB GOAL 18.1%			*OTHER HUB GOAL 1.9%	
					BLACK	HISPANIC	WOMAN	ASIAN PACIFIC	NATIVE AMERICAN

T
N
S
-TC

C

747-UNIVERSITY OF TEXAS AT BROWNSVILLE-Other Services Unadjusted Goal is 33.0%

FUND TYPE	TOTAL EXPENDITURES	TOTAL SPENT WITH NON-HUBS	TOTAL SPENT WITH **ADJ. HUBS 33.0% AMOUNT/%	**ADJUSTED HUB GOAL 33.0%				
				ASIAN PACIFIC	BLACK	HISPANIC	NATIVE AMERICAN	WOMAN

T
N
S
-TC

C

747-UNIVERSITY OF TEXAS AT BROWNSVILLE-Commodity Purchasing Unadjusted Goal is 12.6%

FUND TYPE	TOTAL EXPENDITURES	TOTAL SPENT WITH NON-HUBS	TOTAL SPENT WITH **ADJ. HUBS 11.5% AMOUNT/%	TOTAL SPENT WITH *OTHER HUBS 1.1% AMOUNT/%	**ADJUSTED HUB GOAL 11.5%			*OTHER HUB GOAL 1.1%	
					BLACK	HISPANIC	WOMAN	ASIAN PACIFIC	NATIVE AMERICAN

T
N
S
-TC

C

DR = DEBIT (NEGATIVE AMOUNT) * = OTHER HUBS ** = ADJUSTED HUBS *** = DOLLARS REPORTED BUT NOT SHOWN IN THESE COLUMNS. SEE COVER LETTER PARA. 4
T-TREASURY, N-NON-TREASURY, S-SUBCONTRACTOR FUNDS & PROCUREMENT CARD HUB PURCHASES, TC-TERM CONTRACT, C-CONSOLIDATED. SEE PAGE 4 OF HUB REPORT FOR FUND TYPE DESCRIPTION.

750-UNIVERSITY OF TEXAS AT TYLER-Heavy Construction Unadjusted Goal is 11.9%

FUND TYPE	TOTAL EXPENDITURES	TOTAL SPENT WITH NON-HUBS AMOUNT/%	TOTAL SPENT WITH **ADJ. HUBS 8.6%	TOTAL SPENT WITH *OTHER HUBS 3.3%	**ADJUSTED HUB GOAL 8.6%				*OTHER HUB GOAL 5.3%
					ASIAN PACIFIC AMOUNT/%	BLACK AMOUNT/%	HISPANIC AMOUNT/%	NATIVE AMERICAN AMOUNT/%	
T	\$57,704	\$57,224/99.1%		\$480/.831%					\$480/.831%
N	\$89,035	\$89,035/100%							
S									
-TC									
C	\$156,740	\$156,260/99.6%		\$480/.306%					\$480/.306%

750-UNIVERSITY OF TEXAS AT TYLER-Building Construction Unadjusted Goal is 26.1%

FUND TYPE	TOTAL EXPENDITURES	TOTAL SPENT WITH NON-HUBS	TOTAL SPENT WITH **ADJ. HUBS 25.1%	TOTAL SPENT WITH *OTHER HUBS 1.0%	**ADJUSTED HUB GOAL 25.1%			*OTHER HUB GOAL 1.0%	
					BLACK	HISPANIC	WOMAN	ASIAN PACIFIC	NATIVE AMERICAN
T	\$16,413	\$16,413/100%							
N	\$16,413	\$16,413/100%							
S									
-TC									
C	\$16,413	\$16,413/100%							

750-UNIVERSITY OF TEXAS AT TYLER-Special Trade Unadjusted Goal is 57.2%

FUND TYPE	TOTAL EXPENDITURES	TOTAL SPENT WITH NON-HUBS	TOTAL SPENT WITH **ADJ. HUBS 47.0%	TOTAL SPENT WITH *OTHER HUBS 10.2%	**ADJUSTED HUB GOAL 47.0%		*OTHER HUB GOAL 10.2%		
					BLACK	HISPANIC	ASIAN PACIFIC	NATIVE AMERICAN	WOMAN
T	\$13,757	\$13,757/100%							
N	\$1,107,907	\$1,107,907/100%							
S	***	***		\$43,491/5.85%					\$43,491/5.85%
-TC									
C	\$1,121,665	\$1,121,665/100%		\$43,491/3.87%					\$43,491/3.87%

750-UNIVERSITY OF TEXAS AT TYLER-Professional Services Unadjusted Goal is 20.0%

FUND TYPE	TOTAL EXPENDITURES	TOTAL SPENT WITH NON-HUBS	TOTAL SPENT WITH **ADJ. HUBS 18.1%	TOTAL SPENT WITH *OTHER HUBS 1.9%	**ADJUSTED HUB GOAL 18.1%			*OTHER HUB GOAL 1.9%	
					BLACK	HISPANIC	WOMAN	ASIAN PACIFIC	NATIVE AMERICAN
T	\$398,049	\$398,028/84.9%	\$60,020/15.0%						
N	\$398,049	\$398,028/84.9%	\$60,020/15.0%						
S									
-TC									
C	\$398,049	\$398,028/84.8%	\$60,020/15.0%						\$60,020/15.0%

750-UNIVERSITY OF TEXAS AT TYLER-Other Services Unadjusted Goal is 33.0%

FUND TYPE	TOTAL EXPENDITURES	TOTAL SPENT WITH NON-HUBS	TOTAL SPENT WITH **ADJ. HUBS 33.0%	TOTAL SPENT WITH *OTHER HUBS 1.1%	**ADJUSTED HUB GOAL 33.0%				*OTHER HUB GOAL 1.1%
					ASIAN PACIFIC	BLACK	HISPANIC	NATIVE AMERICAN	
T	\$281,148	\$276,594/84.3%	\$4,554/1.61%						\$4,273/1.52%
N	\$608,289	\$604,851/89.4%	\$3,398/.558%		\$75/.026%	\$205/.073%			\$2,359/.387%
S					\$1,038/.170%				
-TC	\$5,369	\$5,357/98.7%	\$12/.223%						\$12/.223%
C	\$884,688	\$876,128/99.1%	\$7,940/.898%		\$1,113/.126%	\$205/.023%			\$6,621/.748%

750-UNIVERSITY OF TEXAS AT TYLER-Commodity Purchasing Unadjusted Goal is 12.6%

FUND TYPE	TOTAL EXPENDITURES	TOTAL SPENT WITH NON-HUBS	TOTAL SPENT WITH **ADJ. HUBS 11.5%	TOTAL SPENT WITH *OTHER HUBS 1.1%	**ADJUSTED HUB GOAL 11.5%			*OTHER HUB GOAL 1.1%	
					BLACK	HISPANIC	WOMAN	ASIAN PACIFIC	NATIVE AMERICAN
T	\$415,273	\$484,199/83.9%	\$118,305/14.5%	\$12,787/1.56%	\$800/.098%	\$18,495/1.80%	\$102,009/12.5%	\$12,767/1.56%	
N	\$578,111	\$456,349/78.7%	\$118,901/20.2%	\$5,880/1.01%	\$4,898/.847%	\$1,720/.297%	\$110,282/19.0%	\$5,880/1.01%	
S	***	***	\$1,596/1.09%				\$1,596/1.09%		
-TC	\$33,188	\$32,985/99.4%	\$153/.664%				\$153/.664%		
C	\$1,360,218	\$1,106,564/81.3%	\$236,619/17.3%	\$16,927/1.36%	\$5,699/.418%	\$17,215/1.26%	\$213,704/15.7%	\$18,627/1.36%	

DB = DEBIT (NEGATIVE AMOUNT) * = OTHER HUBS ** = ADJUSTED HUBS *** = DOLLARS REPORTED BUT NOT SHOWN IN THESE COLUMNS. SEE COVER LETTER PARA. 4
T=TREASURY, N=NON-TREASURY, S=SUBCONTRACTOR FUNDS & PROCUREMENT CARD HUB PURCHASES, TC=TERM CONTRACT, C=CONSOLIDATED. SEE PAGE 4 OF HUB REPORT FOR FUND TYPE DESCRIPTION.

751-TEXAS A & M UNIVERSITY - COMMERCE-Heavy Construction Unadjusted Goal is 11.9%

FUND TYPE	TOTAL EXPENDITURES	TOTAL SPENT WITH NON-HUBS AMOUNT/%	TOTAL SPENT WITH **ADJ. HUBS 8.6% AMOUNT/%	TOTAL SPENT WITH *OTHER HUBS 5.3% AMOUNT/%	**ADJUSTED HUB GOAL 8.6%				*OTHER HUB GOAL 5.3% WDMAN AMOUNT/%
					ASIAN PACIFIC AMOUNT/%	BLACK AMOUNT/%	HISPANIC AMOUNT/%	NATIVE AMERICAN AMOUNT/%	
T	\$15,558	\$15,558/100 %							
N	\$9,318	\$9,318/100 %							
S									
-TC									
C	\$24,874	\$24,874/100 %							

751-TEXAS A & M UNIVERSITY - COMMERCE-Building Construction Unadjusted Goal is 28.1%

FUND TYPE	TOTAL EXPENDITURES	TOTAL SPENT WITH NON-HUBS	TOTAL SPENT WITH **ADJ. HUBS 25.1% AMOUNT/%	TOTAL SPENT WITH *OTHER HUBS 1.6% AMOUNT/%	**ADJUSTED HUB GOAL 25.1%			*OTHER HUB GOAL 1.6%	
					BLACK	HISPANIC	WOMAN	ASIAN PACIFIC	NATIVE AMERICAN
T	\$202,604	\$186,830/92.0%	\$6,873/2.90%		\$6,873/2.90%				
N	\$274,126	\$262,027/95.5%	\$12,099/4.41%		\$8,950/3.62%			\$2,149/.784%	
S									
-TC									
C	\$476,831	\$458,858/96.2%	\$17,973/3.77%		\$15,823/3.31%			\$2,149/.451%	

751-TEXAS A & M UNIVERSITY - COMMERCE-Special Trade Unadjusted Goal is 57.2%

FUND TYPE	TOTAL EXPENDITURES	TOTAL SPENT WITH NON-HUBS	TOTAL SPENT WITH **ADJ. HUBS 43.0% AMOUNT/%	TOTAL SPENT WITH *OTHER HUBS 10.2% AMOUNT/%	**ADJUSTED HUB GOAL 47.0%		*OTHER HUB GOAL 10.2%		
					BLACK	HISPANIC	ASIAN PACIFIC	NATIVE AMERICAN	WOMAN
T	\$130,139	\$82,299/40.1%	\$66,820/43.6%	\$21,020/16.1%		\$66,820/43.6%			\$21,020/16.1%
N	\$416,225	\$373,163/89.6%	\$26,767/6.18%	\$17,295/4.15%		\$4,800/1.10%			\$17,295/4.15%
S									
-TC									
C	\$546,365	\$426,462/77.8%	\$82,587/15.1%	\$38,315/7.01%		\$4,800/.841%			\$38,315/7.01%

751-TEXAS A & M UNIVERSITY - COMMERCE-Professional Services Unadjusted Goal is 20.0%

FUND TYPE	TOTAL EXPENDITURES	TOTAL SPENT WITH NON-HUBS	TOTAL SPENT WITH **ADJ. HUBS 18.1% AMOUNT/%	TOTAL SPENT WITH *OTHER HUBS 1.9% AMOUNT/%	**ADJUSTED HUB GOAL 18.1%			*OTHER HUB GOAL 1.9%	
					BLACK	HISPANIC	WOMAN	ASIAN PACIFIC	NATIVE AMERICAN
T									
N	\$7,139	\$7,139/100 %							
S									
-TC									
C	\$7,139	\$7,139/100 %							

751-TEXAS A & M UNIVERSITY - COMMERCE-Other Services Unadjusted Goal is 33.0%

FUND TYPE	TOTAL EXPENDITURES	TOTAL SPENT WITH NON-HUBS	TOTAL SPENT WITH **ADJ. HUBS 33.0% AMOUNT/%	**ADJUSTED HUB GOAL 33.0%				
				ASIAN PACIFIC	BLACK	HISPANIC	NATIVE AMERICAN	WOMAN
T	\$288,245	\$265,854/92.5%	\$391/.136%					\$391/.136%
N	\$1,870,731	\$1,326,250/78.3%	\$345,480/20.6%	\$3,310/.198%	\$1,900/.113%		\$2,386/.143%	\$337,874/20.2%
S								
-TC	\$2,337	\$2,337/100 %						
C	\$1,954,639	\$1,608,767/82.3%	\$345,871/17.6%	\$3,310/.169%	\$1,900/.087%		\$2,386/.122%	\$338,268/17.3%

751-TEXAS A & M UNIVERSITY - COMMERCE-Commodity Purchasing Unadjusted Goal is 12.6%

FUND TYPE	TOTAL EXPENDITURES	TOTAL SPENT WITH NON-HUBS	TOTAL SPENT WITH **ADJ. HUBS 11.3% AMOUNT/%	TOTAL SPENT WITH *OTHER HUBS 1.3% AMOUNT/%	**ADJUSTED HUB GOAL 11.5%			*OTHER HUB GOAL 1.1%	
					BLACK	HISPANIC	WOMAN	ASIAN PACIFIC	NATIVE AMERICAN
T	\$978,283	\$905,564/92.5%	\$33,834/3.45%	\$38,894/3.97%		\$638/.054%		\$33,287/3.40%	
N	\$1,443,066	\$1,404,851/97.3%	\$26,440/1.78%	\$12,786/.886%	\$2,015/.138%	\$884/.034%		\$22,929/1.68%	
S								\$11,174/.774%	
-TC	\$18,410	\$18,244/99.0%	\$166/.902%			\$166/.902%			
C	\$2,402,861	\$2,292,171/96.3%	\$68,108/2.45%	\$51,681/2.16%	\$2,015/.083%	\$884/.036%		\$56,227/2.33%	

DB = DEBIT (NEGATIVE AMOUNT) * = OTHER HUBS ** = ADJUSTED HUBS *** = DOLLARS REPORTED BUT NOT SHOWN IN THESE COLUMNS. SEE COVER LETTER PARA. 4
T=TREASURY, N=NON-TREASURY, S=SUBCONTRACTOR FUNDS & PROCUREMENT CARD HUB PURCHASES, TC=TEAM CONTRACT, C=CONSOLIDATED. SEE PAGE 4 OF HUB REPORT FOR FUND TYPE DESCRIPTION.

752-UNIVERSITY OF NORTH TEXAS-Heavy Construction Unadjusted Goal is 11.9%

FUND TYPE	TOTAL EXPENDITURES	TOTAL SPENT WITH NON-HUBS AMOUNT/%	TOTAL SPENT WITH **ADJ. HUBS 8.8% AMOUNT/%	TOTAL SPENT WITH *OTHER HUBS 6.3% AMOUNT/%	**ADJUSTED HUB GOAL 8.8%				*OTHER HUB GOAL 5.3% WOMAN AMOUNT/%
					ASIAN PACIFIC AMOUNT/%	BLACK AMOUNT/%	HISPANIC AMOUNT/%	NATIVE AMERICAN AMOUNT/%	
T	\$15,722	\$15,430/98.1%	\$292/1.8%						\$292/1.8%
N	\$33,632	\$31,899/94.2%	\$1,932/5.7%						\$1,932/5.7%
S									
-TC									
C	\$48,555	\$47,330/95.5%	\$2,226/4.4%						\$2,226/4.4%

752-UNIVERSITY OF NORTH TEXAS-Building Construction Unadjusted Goal is 26.1%

FUND TYPE	TOTAL EXPENDITURES	TOTAL SPENT WITH NON-HUBS	TOTAL SPENT WITH **ADJ. HUBS 26.1%	TOTAL SPENT WITH *OTHER HUBS 1.0%	**ADJUSTED HUB GOAL 26.1%			*OTHER HUB GOAL 1.0%	
					BLACK	HISPANIC	WOMAN	ASIAN PACIFIC	NATIVE AMERICAN
T									
N	\$2,996,463	\$2,996,463/100%							
S	***	***	\$219,379/7.32%			\$89,213/2.97%	\$130,166/4.34%		
-TC									
C	\$2,996,463	\$2,996,463/100%	\$219,379/7.32%			\$89,213/2.97%	\$130,166/4.34%		

752-UNIVERSITY OF NORTH TEXAS-Special Trade Unadjusted Goal is 57.2%

FUND TYPE	TOTAL EXPENDITURES	TOTAL SPENT WITH NON-HUBS	TOTAL SPENT WITH **ADJ. HUBS 47.0%	TOTAL SPENT WITH *OTHER HUBS 10.2%	**ADJUSTED HUB GOAL 47.0%			*OTHER HUB GOAL 10.2%		
					BLACK	HISPANIC	WOMAN	ASIAN PACIFIC	NATIVE AMERICAN	WOMAN
T	\$218,848	\$189,212/82.2%	\$16,636/7.70%			\$16,636/7.70%				
N	\$3,853,012	\$3,602,569/96.6%	\$25,567/.700%	\$24,855/.680%	\$4,816/.128%	\$20,970/.574%		\$1,427/.039%	\$23,428/.641%	\$60,942/1.57%
S	***	***	\$18,484/.503%	\$80,942/1.57%	\$1,212/.033%	\$18,182/.470%				
-TC										
C	\$3,868,861	\$3,801,782/98.2%	\$81,718/1.59%	\$85,797/2.21%	\$5,928/.153%	\$55,789/1.44%		\$1,427/.036%	\$44,370/2.18%	

752-UNIVERSITY OF NORTH TEXAS-Professional Services Unadjusted Goal is 20.0%

FUND TYPE	TOTAL EXPENDITURES	TOTAL SPENT WITH NON-HUBS	TOTAL SPENT WITH **ADJ. HUBS 18.1%	TOTAL SPENT WITH *OTHER HUBS 1.9%	**ADJUSTED HUB GOAL 18.1%			*OTHER HUB GOAL 1.9%	
					BLACK	HISPANIC	WOMAN	ASIAN PACIFIC	NATIVE AMERICAN
T	\$38,822	\$17,436/45.1%	\$21,185/54.8%			\$8,880/22.4%	\$12,525/32.4%		
N	\$1,360,991	\$1,281,177/94.1%	\$79,814/5.86%			\$55,704/4.08%	\$24,110/1.77%		
S	***	***	\$4,983/.373%			\$4,983/.373%			
-TC									
C	\$1,399,613	\$1,298,614/92.7%	\$105,982/7.57%			\$69,347/4.96%	\$36,635/2.61%		

752-UNIVERSITY OF NORTH TEXAS-Other Services Unadjusted Goal is 33.0%

FUND TYPE	TOTAL EXPENDITURES	TOTAL SPENT WITH NON-HUBS	TOTAL SPENT WITH **ADJ. HUBS 33.0%	**ADJUSTED HUB GOAL 33.0%				
				ASIAN PACIFIC	BLACK	HISPANIC	NATIVE AMERICAN	WOMAN
T	\$476,712	\$452,848/95.1%	\$22,864/4.80%	\$1,434/.301%	\$567/.119%	\$17,907/3.76%		\$2,956/.621%
N	\$5,455,122	\$5,335,594/97.0%	\$119,528/2.18%		\$18,355/.299%	\$8,818/.161%	\$13,057/.238%	\$81,296/1.49%
S								
-TC	\$5,863	\$5,379/91.9%	\$474/8.08%				\$474/8.08%	
C	\$5,924,982	\$5,783,063/97.6%	\$141,918/2.38%	\$1,434/.024%	\$18,922/.285%	\$26,251/.443%	\$13,057/.220%	\$84,252/1.42%

752-UNIVERSITY OF NORTH TEXAS-Commodity Purchasing Unadjusted Goal is 12.6%

FUND TYPE	TOTAL EXPENDITURES	TOTAL SPENT WITH NON-HUBS	TOTAL SPENT WITH **ADJ. HUBS 11.5%	TOTAL SPENT WITH *OTHER HUBS 1.1%	**ADJUSTED HUB GOAL 11.5%			*OTHER HUB GOAL 1.1%	
					BLACK	HISPANIC	WOMAN	ASIAN PACIFIC	NATIVE AMERICAN
T	\$4,989,085	\$4,304,682/86.6%	\$245,233/5.74%	\$378,149/7.63%	\$6,231/.125%	\$68,084/1.32%	\$212,936/4.28%	\$378,283/7.55%	\$3,566/.077%
N	\$11,370,853	\$10,192,587/89.6%	\$1,048,001/9.21%	\$130,264/1.14%	\$70,876/.623%	\$192,231/1.89%	\$784,894/8.80%	\$130,224/1.14%	\$30/.000%
S	***	***	\$86,073/8.39%	\$1,830/.210%	\$11,399/1.24%	\$12,886/1.40%	\$81,787/8.74%	\$1,930/.210%	
-TC	\$618,743	\$607,513/98.1%	\$10,608/1.71%	\$620/.100%	\$175/.028%	\$1,737/.280%	\$8,698/1.40%	\$620/.100%	
C	\$15,721,176	\$13,888,765/88.3%	\$1,408,700/8.96%	\$510,714/3.24%	\$88,332/.561%	\$268,444/1.71%	\$1,050,922/6.64%	\$506,818/3.22%	\$3,596/.024%

DB = DEBIT (NEGATIVE AMOUNT) * = OTHER HUBS ** = ADJUSTED HUBS *** = DOLLARS REPORTED BUT NOT SHOWN IN THESE COLUMNS. SEE COVER LETTER PARA. 4
T=TREASURY, N=NON-TREASURY, S=SUBCONTRACTOR FUNDS & PROCUREMENT CARD HUB PURCHASES, TC=TERM CONTRACT, C=CONSOLIDATED. SEE PAGE 4 OF HUB REPORT FOR FUND TYPE DESCRIPTION.

753-SAM HOUSTON STATE UNIVERSITY-Heavy Construction Unadjusted Goal is 11.9%

FUND TYPE	TOTAL EXPENDITURES	TOTAL SPENT WITH NON-HUBS AMOUNT/%	TOTAL SPENT WITH **ADJ. HUBS 6.4% AMOUNT/%	TOTAL SPENT WITH *OTHER HUBS 5.3% AMOUNT/%	**ADJUSTED HUB GOAL 6.6%				*OTHER HUB GOAL 5.3% WOMAN AMOUNT/%
					ASIAN PACIFIC AMOUNT/%	BLACK AMOUNT/%	HISPANIC AMOUNT/%	NATIVE AMERICAN AMOUNT/%	
T	\$3,620	\$3,620/100%							
N									
S									
-TC									
C	\$3,620	\$3,620/100%							

753-SAM HOUSTON STATE UNIVERSITY-Building Construction Unadjusted Goal is 25.1%

FUND TYPE	TOTAL EXPENDITURES	TOTAL SPENT WITH NON-HUBS	TOTAL SPENT WITH **ADJ. HUBS 23.1% AMOUNT/%	TOTAL SPENT WITH *OTHER HUBS 1.0% AMOUNT/%	**ADJUSTED HUB GOAL 25.1%			*OTHER HUB GOAL 1.0%	
					BLACK	HISPANIC	WOMAN	ASIAN PACIFIC	NATIVE AMERICAN
T	\$349,754	\$62,011/17.7%	\$287,742/82.2%		\$281,959/80.6%	\$5,783/1.65%			
N	\$4,170,738	\$4,168,707/99.7%	\$6,403/.153%	\$4,625/.110%		\$8,403/.153%		\$4,825/.110%	
S									
-TC									
C	\$4,520,490	\$4,221,719/93.3%	\$294,146/6.50%	\$4,625/.102%	\$281,959/6.23%	\$12,186/.269%		\$4,825/.102%	

753-SAM HOUSTON STATE UNIVERSITY-Special Trade Unadjusted Goal is 57.2%

FUND TYPE	TOTAL EXPENDITURES	TOTAL SPENT WITH NON-HUBS	TOTAL SPENT WITH **ADJ. HUBS 47.0% AMOUNT/%	TOTAL SPENT WITH *OTHER HUBS 10.2% AMOUNT/%	**ADJUSTED HUB GOAL 47.0%		*OTHER HUB GOAL 10.2%		
					BLACK	HISPANIC	ASIAN PACIFIC	NATIVE AMERICAN	WOMAN
T	\$650,952	\$58,243/89.7%	\$58,931/9.05%	\$7,778/1.19%	\$17,580/2.70%	\$41,350/6.35%			\$7,778/1.19%
N	\$172,328	\$167,170/96.7%	\$4,325/2.50%	\$1,333/.771%		\$4,325/2.50%			\$1,333/.771%
S	***	***	\$251,871/64.9%	\$23,500/8.06%	\$22,429/8.78%	\$229,442/99.1%			\$23,500/8.06%
-TC	\$5,910		\$6,910/100%			\$6,910/100%			
C	\$816,872	\$751,413/91.8%	\$308,217/37.7%	\$32,612/3.88%	\$40,009/4.89%	\$288,207/32.8%			\$32,612/3.89%

753-SAM HOUSTON STATE UNIVERSITY-Professional Services Unadjusted Goal is 20.0%

FUND TYPE	TOTAL EXPENDITURES	TOTAL SPENT WITH NON-HUBS	TOTAL SPENT WITH **ADJ. HUBS 19.1% AMOUNT/%	TOTAL SPENT WITH *OTHER HUBS 1.8% AMOUNT/%	**ADJUSTED HUB GOAL 18.1%			*OTHER HUB GOAL 1.8%	
					BLACK	HISPANIC	WOMAN	ASIAN PACIFIC	NATIVE AMERICAN
T	\$20,854	\$14,064/67.4%	\$6,800/32.6%						
N	\$40,677	\$36,877/90.1%	\$4,000/8.83%					\$6,800/32.6%	
S								\$4,000/8.83%	
-TC									
C	\$61,542	\$50,742/82.4%	\$10,800/17.5%					\$10,800/17.5%	

753-SAM HOUSTON STATE UNIVERSITY-Other Services Unadjusted Goal is 33.0%

FUND TYPE	TOTAL EXPENDITURES	TOTAL SPENT WITH NON-HUBS	TOTAL SPENT WITH **ADJ. HUBS 23.0% AMOUNT/%	**ADJUSTED HUB GOAL 33.0%				
				ASIAN PACIFIC	BLACK	HISPANIC	NATIVE AMERICAN	WOMAN
T	\$655,240	\$588,924/89.9%	\$68,315/10.4%	\$1,010/.154%		\$54,547/8.32%		\$12,758/1.84%
N	\$854,603	\$884,648/92.8%	\$70,053/7.33%		\$5,280/.550%			\$64,803/8.78%
S								
-TC	\$50,898	\$1,683/3.30%	\$49,214/96.6%			\$49,214/96.6%		
C	\$1,556,945	\$1,469,790/94.2%	\$88,164/5.71%	\$1,010/.064%	\$5,280/.336%	\$5,332/.342%		\$77,582/4.97%

753-SAM HOUSTON STATE UNIVERSITY-Commodity Purchasing Unadjusted Goal is 12.6%

FUND TYPE	TOTAL EXPENDITURES	TOTAL SPENT WITH NON-HUBS	TOTAL SPENT WITH **ADJ. HUBS 11.3% AMOUNT/%	TOTAL SPENT WITH *OTHER HUBS 1.1% AMOUNT/%	**ADJUSTED HUB GOAL 11.6%			*OTHER HUB GOAL 1.1%	
					BLACK	HISPANIC	WOMAN	ASIAN PACIFIC	NATIVE AMERICAN
T	\$3,094,952	\$2,776,870/89.7%	\$196,815/6.35%	\$121,466/3.92%	\$10,749/.347%	\$65,317/2.11%	\$120,548/3.89%	\$121,466/3.92%	
N	\$1,853,562	\$1,654,147/89.2%	\$89,350/4.82%	\$110,044/5.93%	\$4,019/.216%	\$20,563/1.10%	\$64,788/3.48%	\$110,044/5.93%	
S									
-TC	\$55,928	\$34,597/61.8%	\$21,329/38.1%			\$21,329/38.1%			
C	\$4,892,548	\$4,396,421/89.8%	\$264,635/5.40%	\$231,531/4.73%	\$14,769/.301%	\$45,881/1.75%	\$183,885/3.35%	\$231,531/4.73%	

OB = DEBIT (NEGATIVE AMOUNT) * = OTHER HUBS ** = ADJUSTED HUBS *** = DOLLARS REPORTED BUT NOT SHOWN IN THESE COLUMNS. SEE COVER LETTER PARA. 4
T-TREASURY, N=NON-TREASURY, S=SUBCONTRACTOR FUNDS & PROCUREMENT CARD HUB PURCHASES, TC=TEAM CONTRACT, C=CONSOLIDATED. SEE PAGE 4 OF HUB REPORT FOR FUND TYPE DESCRIPTION.

754-SOUTHWEST TEXAS STATE UNIVERSITY-Heavy Construction Unadjusted Goal is 11.8%

FUND TYPE	TOTAL EXPENDITURES	TOTAL SPENT WITH NON-HUBS AMOUNT/%	TOTAL SPENT WITH **ADJ. HUBS 6.6% AMOUNT/%	TOTAL SPENT WITH *OTHER HUBS 5.3% AMOUNT/%	**ADJUSTED HUB GOAL 6.8%				*OTHER HUB GOAL 5.3% WDMAN AMOUNT/%
					ASIAN PACIFIC AMOUNT/%	BLACK AMOUNT/%	HISPANIC AMOUNT/%	NATIVE AMERICAN AMOUNT/%	
T	\$94,525	\$74,183/78.4%		\$20,342/21.6%					\$20,342/21.5%
N									
S									
-TC									
C	\$94,525	\$74,183/78.4%		\$20,342/21.6%					\$20,342/21.5%

754-SOUTHWEST TEXAS STATE UNIVERSITY-Building Construction Unadjusted Goal is 26.1%

FUND TYPE	TOTAL EXPENDITURES	TOTAL SPENT WITH NON-HUBS	TOTAL SPENT WITH **ADJ. HUBS 25.1%	TOTAL SPENT WITH *OTHER HUBS 1.0%	**ADJUSTED HUB GOAL 25.1%			*OTHER HUB GOAL 1.0%	
					BLACK	HISPANIC	WOMAN	ASIAN PACIFIC	NATIVE AMERICAN
T	\$27,784	\$23,519/84.6%	\$4,265/15.3%				\$4,265/15.3%		
N	\$61,621		\$61,621/100%				\$61,621/100%		
S									
-TC									
C	\$89,405	\$23,519/26.3%	\$65,886/73.6%				\$65,886/73.6%		

754-SOUTHWEST TEXAS STATE UNIVERSITY-Special Trade Unadjusted Goal is 57.2%

FUND TYPE	TOTAL EXPENDITURES	TOTAL SPENT WITH NON-HUBS	TOTAL SPENT WITH **ADJ. HUBS 47.0%	TOTAL SPENT WITH *OTHER HUBS 10.2%	**ADJUSTED HUB GOAL 47.0%			*OTHER HUB GOAL 10.2%		
					BLACK	HISPANIC	WOMAN	ASIAN PACIFIC	NATIVE AMERICAN	WOMAN
T	\$2,138,616	\$2,084,026/97.3%	\$12,038/5.69%	\$42,762/1.98%		\$13,038/6.06%		\$16,652/7.78%		\$26,088/1.21%
N	\$2,338,548	\$1,980,725/84.7%	\$210,208/9.0%	\$145,615/6.23%		\$210,208/8.99%				\$145,615/6.23%
S										
-TC										
C	\$4,475,368	\$4,084,750/90.8%	\$223,247/4.98%	\$188,367/4.20%		\$223,247/4.96%		\$16,652/3.72%		\$171,716/3.83%

754-SOUTHWEST TEXAS STATE UNIVERSITY-Professional Services Unadjusted Goal is 20.0%

FUND TYPE	TOTAL EXPENDITURES	TOTAL SPENT WITH NON-HUBS	TOTAL SPENT WITH **ADJ. HUBS 18.1%	TOTAL SPENT WITH *OTHER HUBS 1.9%	**ADJUSTED HUB GOAL 18.1%			*OTHER HUB GOAL 1.9%		
					BLACK	HISPANIC	WOMAN	ASIAN PACIFIC	NATIVE AMERICAN	WOMAN
T	\$3,575	\$3,080/86.3%	\$525/14.6%			\$525/14.6%				
N	\$257,461	\$297,481/100%								
S										
-TC										
C	\$271,036	\$270,511/99.8%	\$525/1.93%			\$525/1.93%				

754-SOUTHWEST TEXAS STATE UNIVERSITY-Other Services Unadjusted Goal is 33.0%

FUND TYPE	TOTAL EXPENDITURES	TOTAL SPENT WITH NON-HUBS	TOTAL SPENT WITH **ADJ. HUBS 33.0%	**ADJUSTED HUB GOAL 33.0%					
				ASIAN PACIFIC	BLACK	HISPANIC	NATIVE AMERICAN	WOMAN	
T	\$322,618	\$322,618/100%							
N	\$4,742,195	\$4,613,085/97.2%	\$128,109/2.72%		\$699/0.14%	\$3,514/0.74%		\$124,894/2.63%	
S									
-TC									
C	\$5,084,814	\$4,935,705/97.4%	\$128,109/2.54%		\$699/0.13%	\$3,514/0.68%		\$124,894/2.46%	

754-SOUTHWEST TEXAS STATE UNIVERSITY-Commodity Purchasing Unadjusted Goal is 12.6%

FUND TYPE	TOTAL EXPENDITURES	TOTAL SPENT WITH NON-HUBS	TOTAL SPENT WITH **ADJ. HUBS 11.5%	TOTAL SPENT WITH *OTHER HUBS 1.1%	**ADJUSTED HUB GOAL 11.5%			*OTHER HUB GOAL 1.1%		
					BLACK	HISPANIC	WOMAN	ASIAN PACIFIC	NATIVE AMERICAN	WOMAN
T	\$2,672,199	\$2,681,369/98.9%	\$55,679/2.08%	\$25,131/0.940%		\$826/0.30%		\$54,853/2.05%		\$25,131/0.940%
N	\$7,811,485	\$7,124,056/91.1%	\$122,166/1.56%	\$585,270/7.23%	\$9,179/1.17%	\$13,572/1.73%	\$99,404/1.27%		\$585,270/7.23%	
S										
-TC										
C	\$10,483,685	\$9,715,446/92.6%	\$177,835/1.68%	\$590,401/5.63%	\$9,179/0.87%	\$14,398/1.37%	\$154,257/1.47%		\$590,401/5.63%	

DB = DEBIT (NEGATIVE AMOUNT) * = OTHER HUBS ** = ADJUSTED HUBS *** = DOLLARS REPORTED BUT NOT SHOWN IN THESE COLUMNS. SEE COVER LETTER PARA. 4
T=TREASURY, N=NON-TREASURY, S=SUBCONTRACTOR FUNDS & PROCUREMENT CARD HUB PURCHASES, TC=TERM CONTRACT, C=CONSOLIDATED. SEE PAGE 4 OF HUB REPORT FOR FUND TYPE DESCRIPTION.

765-STEPHEN F AUSTIN STATE UNIVERSITY-Heavy Construction Unadjusted Goal is 11.8%

FUND TYPE	TOTAL EXPENDITURES	TOTAL SPENT WITH NON-HUBS AMOUNT/%	TOTAL SPENT WITH **ADJ. HUBS 6.6% AMOUNT/%	TOTAL SPENT WITH *OTHER HUBS 5.3% AMOUNT/%	**ADJUSTED HUB GOAL 6.6%				*OTHER HUB GOAL 5.3% WOMAN AMOUNT/%
					ASIAN PACIFIC AMOUNT/%	BLACK AMOUNT/%	HISPANIC AMOUNT/%	NATIVE AMERICAN AMOUNT/%	
T	\$3,970	\$3,970/100 %							
N	\$10,289	\$10,289/100 %							
S									
-TC									
C	\$14,260	\$14,260/100 %							

755-STEPHEN F AUSTIN STATE UNIVERSITY-Building Construction Unadjusted Goal is 26.1%

FUND TYPE	TOTAL EXPENDITURES	TOTAL SPENT WITH NON-HUBS	TOTAL SPENT WITH **ADJ. HUBS 26.1%	TOTAL SPENT WITH *OTHER HUBS 1.0%	**ADJUSTED HUB GOAL 26.1%			*OTHER HUB GOAL 1.0%	
					BLACK	HISPANIC	WOMAN	ASIAN PACIFIC	NATIVE AMERICAN
T	\$195,800	\$195,800/100 %							
N									
S									
-TC									
C	\$195,800	\$195,800/100 %							

755-STEPHEN F AUSTIN STATE UNIVERSITY-Special Trade Unadjusted Goal is 57.2%

FUND TYPE	TOTAL EXPENDITURES	TOTAL SPENT WITH NON-HUBS	TOTAL SPENT WITH **ADJ. HUBS 57.0%	TOTAL SPENT WITH *OTHER HUBS 10.2%	**ADJUSTED HUB GOAL 47.0%			*OTHER HUB GOAL 10.2%		
					BLACK	HISPANIC	WOMAN	ASIAN PACIFIC	NATIVE AMERICAN	WOMAN
T	\$69,986	\$69,986/100 %								
N	\$1,243,210	\$1,236,610/98.6%		\$4,700/.378%						\$4,700/.378%
S	***	***		\$238,488/20.3%						\$238,488/20.3%
-TC										
C	\$1,313,197	\$1,306,487/98.6%		\$243,189/18.5%						\$243,189/18.5%

755-STEPHEN F AUSTIN STATE UNIVERSITY-Professional Services Unadjusted Goal is 20.0%

FUND TYPE	TOTAL EXPENDITURES	TOTAL SPENT WITH NON-HUBS	TOTAL SPENT WITH **ADJ. HUBS 18.1%	TOTAL SPENT WITH *OTHER HUBS 1.9%	**ADJUSTED HUB GOAL 18.1%			*OTHER HUB GOAL 1.9%		
					BLACK	HISPANIC	WOMAN	ASIAN PACIFIC	NATIVE AMERICAN	WOMAN
T	\$10,016	\$10,016/100 %								
N	\$149,799	\$146,999/98.1%	\$2,800/1.86%							\$2,800/1.86%
S										
-TC	\$343	\$343/100 %								
C	\$150,473	\$146,873/98.2%	\$2,800/1.78%							\$2,800/1.75%

755-STEPHEN F AUSTIN STATE UNIVERSITY-Other Services Unadjusted Goal is 33.0%

FUND TYPE	TOTAL EXPENDITURES	TOTAL SPENT WITH NON-HUBS	TOTAL SPENT WITH **ADJ. HUBS 33.0%	TOTAL SPENT WITH *OTHER HUBS 1.1%	**ADJUSTED HUB GOAL 33.0%				*OTHER HUB GOAL 1.1%
					ASIAN PACIFIC	BLACK	HISPANIC	NATIVE AMERICAN	
T	\$440,253	\$438,813/99.6%	\$1,440/.327%						\$1,440/.327%
N	\$4,950,686	\$4,836,426/97.1%	\$144,258/2.89%		\$18,857/.374%		\$4,615/.082%		\$120,565/2.42%
S	***	***	\$3,195/1.97%						\$3,195/1.97%
-TC	\$15,442	\$15,442/100 %							
C	\$5,405,498	\$5,258,799/97.3%	\$148,893/2.75%		\$18,857/.345%		\$4,615/.085%		\$125,621/2.32%

755-STEPHEN F AUSTIN STATE UNIVERSITY-Commodity Purchasing Unadjusted Goal is 12.6%

FUND TYPE	TOTAL EXPENDITURES	TOTAL SPENT WITH NON-HUBS	TOTAL SPENT WITH **ADJ. HUBS 11.5%	TOTAL SPENT WITH *OTHER HUBS 1.1%	**ADJUSTED HUB GOAL 11.5%			*OTHER HUB GOAL 1.1%		
					BLACK	HISPANIC	WOMAN	ASIAN PACIFIC	NATIVE AMERICAN	WOMAN
T	\$2,327,134	\$2,010,335/86.3%	\$270,504/11.6%	\$46,294/1.98%	\$34,532/1.48%	\$176,656/7.99%	\$68,313/2.94%	\$48,142/1.96%	\$151/.006%	
N	\$5,194,525	\$4,937,186/95.0%	\$221,735/4.26%	\$35,591/.685%	\$75,112/1.44%	\$75,259/1.44%	\$71,382/1.37%	\$35,591/.685%		
S	***	***	\$6,123/.672%	\$719/.079%	\$842/.107%	\$2,873/.315%	\$2,281/.248%	\$719/.079%		
-TC	\$287,359	\$284,611/98.9%	\$2,289/.856%	\$458/.171%	\$147/.056%	\$601/.300%	\$1,340/.601%	\$458/.171%		
C	\$7,254,300	\$6,682,922/92.1%	\$496,073/6.83%	\$82,146/1.13%	\$110,479/1.52%	\$253,989/3.50%	\$131,604/1.61%	\$81,994/1.13%	\$161/.002%	

DB = DEBIT (NEGATIVE AMOUNT) * = OTHER HUBS ** = ADJUSTED HUBS *** = DOLLARS REPORTED BUT NOT SHOWN IN THESE COLUMNS. SEE COVER LETTER PARA. 4
T-TREASURY, N-NON-TREASURY, S-SUBCONTRACTOR FUNDS & PROCUREMENT CARD HUB PURCHASES, TC-TERM CONTRACT, C-CONSOLIDATED. SEE PAGE 4 OF HUB REPORT FOR FUND TYPE DESCRIPTION.

756-SUL ROSS STATE UNIVERSITY-Heavy Construction Unadjusted Goal is 11.9%

FUND TYPE	TOTAL EXPENDITURES	TOTAL SPENT WITH NON-HUBS AMOUNT/%	TOTAL SPENT WITH **ADJ. HUBS 5.4%	TOTAL SPENT WITH *OTHER HUBS 6.3%	ASIAN PACIFIC AMOUNT/%	**ADJUSTED HUB GOAL 6.6% BLACK AMOUNT/%	HISPANIC AMOUNT/%	NATIVE AMERICAN AMOUNT/%	*OTHER HUB GOAL 5.3% WOMAN AMOUNT/%
T	\$2,823	\$2,823/100 %							
N									
S									
-TC									
C	\$2,823	\$2,823/100 %							

756-SUL ROSS STATE UNIVERSITY-Building Construction Unadjusted Goal is 28.1%

FUND TYPE	TOTAL EXPENDITURES	TOTAL SPENT WITH NON-HUBS	TOTAL SPENT WITH **ADJ. HUBS 25.1%	TOTAL SPENT WITH *OTHER HUBS 1.0%	BLACK	**ADJUSTED HUB GOAL 25.1% HISPANIC	WOMAN	*OTHER HUB GOAL 1.0% ASIAN PACIFIC	NATIVE AMERICAN
T	\$457,818	\$457,818/100 %							
N	\$103,931	\$103,931/100 %							
S									
-TC									
C	\$561,749	\$561,748/100 %							

756-SUL ROSS STATE UNIVERSITY-Special Trade Unadjusted Goal is 57.2%

FUND TYPE	TOTAL EXPENDITURES	TOTAL SPENT WITH NON-HUBS	TOTAL SPENT WITH **ADJ. HUBS 47.0%	TOTAL SPENT WITH *OTHER HUBS 10.2%	BLACK	**ADJUSTED HUB GOAL 47.0% HISPANIC	ASIAN PACIFIC	NATIVE AMERICAN	WOMAN
T	\$3,850	\$3,850/100 %							
N									
S									
-TC									
C	\$3,850	\$3,850/100 %							

756-SUL ROSS STATE UNIVERSITY-Professional Services Unadjusted Goal is 20.0%

FUND TYPE	TOTAL EXPENDITURES	TOTAL SPENT WITH NON-HUBS	TOTAL SPENT WITH **ADJ. HUBS 18.1%	TOTAL SPENT WITH *OTHER HUBS 1.9%	BLACK	**ADJUSTED HUB GOAL 18.1% HISPANIC	WOMAN	*OTHER HUB GOAL 1.9% ASIAN PACIFIC	NATIVE AMERICAN
T	\$142,118	\$142,118/100 %							
N									
S									
-TC									
C	\$142,118	\$142,118/100 %							

756-SUL ROSS STATE UNIVERSITY-Other Services Unadjusted Goal is 33.0%

FUND TYPE	TOTAL EXPENDITURES	TOTAL SPENT WITH NON-HUBS	TOTAL SPENT WITH **ADJ. HUBS 32.0%	TOTAL SPENT WITH *OTHER HUBS 1.0%	ASIAN PACIFIC	**ADJUSTED HUB GOAL 33.0% BLACK	HISPANIC	NATIVE AMERICAN	WOMAN
T	\$571,225	\$560,190/98.0%	\$11,034/1.93%				\$8,388/1.46%		\$2,646/.463%
N	\$873,503	\$873,503/100 %							
S									
-TC									
C	\$1,444,728	\$1,433,694/99.2%	\$11,034/.763%				\$8,388/.580%		\$2,646/.183%

756-SUL ROSS STATE UNIVERSITY-Commodity Purchasing Unadjusted Goal is 12.6%

FUND TYPE	TOTAL EXPENDITURES	TOTAL SPENT WITH NON-HUBS	TOTAL SPENT WITH **ADJ. HUBS 11.3%	TOTAL SPENT WITH *OTHER HUBS 1.1%	BLACK	**ADJUSTED HUB GOAL 11.5% HISPANIC	WOMAN	*OTHER HUB GOAL 1.1% ASIAN PACIFIC	NATIVE AMERICAN
T	\$1,408,242	\$1,271,856/90.3%	\$123,188/8.74%			\$5,458/.387%	\$117,730/8.36%		\$13,197/.937%
N	\$1,710,713	\$1,710,713/100 %							
S									
-TC	\$44,283	\$44,293/100 %							
C	\$3,074,663	\$2,838,277/95.5%	\$123,188/4.00%	\$13,197/.428%		\$5,458/.177%	\$117,730/3.82%		\$13,197/.428%

DB = DEBIT (NEGATIVE AMOUNT) * = OTHER HUBS ** = ADJUSTED HUBS *** = DOLLARS REPORTED BUT NOT SHOWN IN THESE COLUMNS. SEE COVER LETTER PARA. 4
T=TREASURY, N=NON-TREASURY, S=SUBCONTRACTOR FUNDS & PROCUREMENT CARD HUB PURCHASES, TC=TERM CONTRACT, C=CONSOLIDATED. SEE PAGE 4 OF HUB REPORT FOR FUND TYPE DESCRIPTION.

757-WEST TEXAS A & M UNIVERSITY-Heavy Construction Unadjusted Goal is 11.9%

FUND TYPE	TOTAL EXPENDITURES	TOTAL SPENT WITH NON-HUBS AMOUNT/%	TOTAL SPENT WITH **ADJ. HUBS 8.6% AMOUNT/%	TOTAL SPENT WITH *OTHER HUBS 3.3% AMOUNT/%	**ADJUSTED HUB GOAL 8.6%				*OTHER HUB GOAL 5.3% WOMAN AMOUNT/%
					ASIAN PACIFIC AMOUNT/%	BLACK AMOUNT/%	HISPANIC AMOUNT/%	NATIVE AMERICAN AMOUNT/%	
T	\$30,980	\$2,580/8.32%	\$28,400/91.6%		\$28,400/91.6%				
N	\$150,213	\$157,348/97.8%	\$3,466/2.15%		\$3,466/2.15%				
S									
-TC									
C	\$191,793	\$158,928/83.3%	\$31,865/16.6%		\$31,865/16.6%				

757-WEST TEXAS A & M UNIVERSITY-Building Construction Unadjusted Goal is 25.1%

FUND TYPE	TOTAL EXPENDITURES	TOTAL SPENT WITH NON-HUBS	TOTAL SPENT WITH **ADJ. HUBS 25.1%	TOTAL SPENT WITH *OTHER HUBS 1.0%	**ADJUSTED HUB GOAL 25.1%			*OTHER HUB GOAL 1.0%	
					BLACK	HISPANIC	WOMAN	ASIAN PACIFIC	NATIVE AMERICAN
T	\$21,067	\$21,067/100%							
N	\$392,256	\$392,256/100%							
S									
-TC									
C	\$413,323	\$413,323/100%							

757-WEST TEXAS A & M UNIVERSITY-Special Trade Unadjusted Goal is 67.2%

FUND TYPE	TOTAL EXPENDITURES	TOTAL SPENT WITH NON-HUBS	TOTAL SPENT WITH **ADJ. HUBS 47.0%	TOTAL SPENT WITH *OTHER HUBS 10.2%	**ADJUSTED HUB GOAL 47.0%		*OTHER HUB GOAL 10.2%		
					BLACK	HISPANIC	ASIAN PACIFIC	NATIVE AMERICAN	WOMAN
T	\$515,025	\$426,516/82.8%	\$87,365/11.1%	\$31,042/6.0%		\$87,365/11.1%	\$31,042/6.0%		
N	\$1,046,759	\$822,055/78.4%	\$17,743/1.8%	\$406,860/38.8%		\$17,743/1.8%	\$406,860/38.8%		
S									
-TC									
C	\$1,561,785	\$1,048,673/67.1%	\$75,108/4.8%	\$438,002/28.0%		\$75,108/4.8%	\$438,002/28.0%		

757-WEST TEXAS A & M UNIVERSITY-Professional Services Unadjusted Goal is 20.0%

FUND TYPE	TOTAL EXPENDITURES	TOTAL SPENT WITH NON-HUBS	TOTAL SPENT WITH **ADJ. HUBS 19.1%	TOTAL SPENT WITH *OTHER HUBS 1.0%	**ADJUSTED HUB GOAL 19.1%			*OTHER HUB GOAL 1.0%	
					BLACK	HISPANIC	WOMAN	ASIAN PACIFIC	NATIVE AMERICAN
T	\$110,058	\$110,058/100%							
N	\$143,195	\$143,195/100%							
S									
-TC									
C	\$253,253	\$253,252/100%							

757-WEST TEXAS A & M UNIVERSITY-Other Services Unadjusted Goal is 33.0%

FUND TYPE	TOTAL EXPENDITURES	TOTAL SPENT WITH NON-HUBS	TOTAL SPENT WITH **ADJ. HUBS 33.0%	**ADJUSTED HUB GOAL 33.0%				
				ASIAN PACIFIC	BLACK	HISPANIC	NATIVE AMERICAN	WOMAN
T	\$288,866	\$288,850/98.2%	\$2,115/.732%					
N	\$2,040,426	\$2,030,857/98.5%	\$9,569/.488%	\$308/.106%				\$1,807/.825%
S								\$9,569/.488%
-TC	5585	\$585/100%						
C	\$2,328,806	\$2,317,123/98.4%	\$11,855/.501%	\$308/.013%				\$11,376/.488%

757-WEST TEXAS A & M UNIVERSITY-Commodity Purchasing Unadjusted Goal is 12.6%

FUND TYPE	TOTAL EXPENDITURES	TOTAL SPENT WITH NON-HUBS	TOTAL SPENT WITH **ADJ. HUBS 11.3%	TOTAL SPENT WITH *OTHER HUBS 1.1%	**ADJUSTED HUB GOAL 11.6%			*OTHER HUB GOAL 1.1%	
					BLACK	HISPANIC	WOMAN	ASIAN PACIFIC	NATIVE AMERICAN
T	\$1,168,100	\$1,121,799/96.2%	\$27,059/3.17%	\$7,244/.621%			\$37,066/3.17%	\$7,244/.621%	
N	\$3,034,503	\$2,898,763/98.8%	\$23,118/.761%	\$11,630/.383%			\$23,118/.761%	\$11,630/.383%	
S	***	***	\$19,430/14.8%				\$19,430/14.8%		
-TC	\$61,431	\$61,431/100%							
C	\$4,139,172	\$4,060,121/98.0%	\$79,605/1.82%	\$18,874/.458%			\$79,605/1.92%	\$18,874/.458%	

DR = DEBIT (NEGATIVE AMOUNT) * = OTHER HUBS ** = ADJUSTED HUBS *** = DOLLARS REPORTED BUT NOT SHOWN IN THESE COLUMNS. SEE COVER LETTER PARA. 4
T=TREASURY, N=NON-TREASURY, S=SUBCONTRACTOR FUNDS & PROCUREMENT CARD HUB PURCHASES, TC=TERM CONTRACT, C=CONSOLIDATED. SEE PAGE 4 OF HUB REPORT FOR FUND TYPE DESCRIPTION.

758-TX STATE UNIV SYST BOARD OF REGENTS-Heavy Construction Unadjusted Goal is 11.8%

FUND TYPE	TOTAL EXPENDITURES	TOTAL SPENT WITH NON-HUBS AMOUNT/%	TOTAL SPENT WITH **ADJ. HUBS 8.6% AMOUNT/%	TOTAL SPENT WITH *OTHER HUBS 5.3% AMOUNT/%	ASIAN PACIFIC AMOUNT/%	BLACK AMOUNT/%	HISPANIC AMOUNT/%	NATIVE AMERICAN AMOUNT/%	*OTHER HUB GOAL 5.3% WOMAN AMOUNT/%
-----------	--------------------	------------------------------------	--	--	------------------------	----------------	-------------------	--------------------------	-------------------------------------

T
N
S
-TC

C

758-TX STATE UNIV SYST BOARD OF REGENTS-Building Construction Unadjusted Goal is 26.1%

FUND TYPE	TOTAL EXPENDITURES	TOTAL SPENT WITH NON-HUBS	TOTAL SPENT WITH **ADJ. HUBS 26.1%	TOTAL SPENT WITH *OTHER HUBS 1.0%	BLACK	HISPANIC	WOMAN	ASIAN PACIFIC	NATIVE AMERICAN
-----------	--------------------	---------------------------	------------------------------------	-----------------------------------	-------	----------	-------	---------------	-----------------

T
N
S
-TC

C

758-TX STATE UNIV SYST BOARD OF REGENTS-Special Trade Unadjusted Goal is 57.2%

FUND TYPE	TOTAL EXPENDITURES	TOTAL SPENT WITH NON-HUBS	TOTAL SPENT WITH **ADJ. HUBS 47.0%	TOTAL SPENT WITH *OTHER HUBS 10.2%	BLACK	HISPANIC	ASIAN PACIFIC	NATIVE AMERICAN	WOMAN
-----------	--------------------	---------------------------	------------------------------------	------------------------------------	-------	----------	---------------	-----------------	-------

T
N
S
-TC

C

758-TX STATE UNIV SYST BOARD OF REGENTS-Professional Services Unadjusted Goal is 20.0%

FUND TYPE	TOTAL EXPENDITURES	TOTAL SPENT WITH NON-HUBS	TOTAL SPENT WITH **ADJ. HUBS 18.1%	TOTAL SPENT WITH *OTHER HUBS 1.9%	BLACK	HISPANIC	WOMAN	ASIAN PACIFIC	NATIVE AMERICAN
-----------	--------------------	---------------------------	------------------------------------	-----------------------------------	-------	----------	-------	---------------	-----------------

T
N
S
-TC

C

758-TX STATE UNIV SYST BOARD OF REGENTS-Other Services Unadjusted Goal is 33.0%

FUND TYPE	TOTAL EXPENDITURES	TOTAL SPENT WITH NON-HUBS	TOTAL SPENT WITH **ADJ. HUBS 23.9%	TOTAL SPENT WITH *OTHER HUBS 1.8%	ASIAN PACIFIC	BLACK	HISPANIC	NATIVE AMERICAN	WOMAN
-----------	--------------------	---------------------------	------------------------------------	-----------------------------------	---------------	-------	----------	-----------------	-------

T
N
S
-TC

C

758-TX STATE UNIV SYST BOARD OF REGENTS-Commodity Purchasing Unadjusted Goal is 12.5%

FUND TYPE	TOTAL EXPENDITURES	TOTAL SPENT WITH NON-HUBS	TOTAL SPENT WITH **ADJ. HUBS 11.5%	TOTAL SPENT WITH *OTHER HUBS 1.1%	BLACK	HISPANIC	WOMAN	ASIAN PACIFIC	NATIVE AMERICAN
-----------	--------------------	---------------------------	------------------------------------	-----------------------------------	-------	----------	-------	---------------	-----------------

T
N
S
-TC

C

DB = DEBIT (NEGATIVE AMOUNT) * = OTHER HUBS ** = ADJUSTED HUBS *** = DOLLARS REPORTED BUT NOT SHOWN IN THESE COLUMNS. SEE COVER LETTER PARA. 4
T=TREASURY, N=NON-TREASURY, S=SUBCONTRACTOR FUNDS & PROCUREMENT CARD HUB PURCHASES, TC=TERM CONTRACT, C=CONSOLIDATED. SEE PAGE 4 OF HUB REPORT FOR FUND TYPE DESCRIPTION.

759-UNIVERSITY OF HOUSTON - CLEAR LAKE-Heavy Construction Unadjusted Goal is 11.9%

FUND TYPE	TOTAL EXPENDITURES	TOTAL SPENT WITH NON-HUBS AMOUNT/%	TOTAL SPENT WITH **ADJ. HUBS 8.4%	TOTAL SPENT WITH *OTHER HUBS 3.3%	**ADJUSTED HUB GOAL 8.6%				*OTHER HUB GOAL 5.3% WOMAN AMOUNT/%
					ASIAN PACIFIC AMOUNT/%	BLACK AMOUNT/%	HISPANIC AMOUNT/%	NATIVE AMERICAN AMOUNT/%	
T	\$6,337	\$4,127/65.1%		\$2,210/34.8%					\$2,210/34.8%
N	\$244,480	\$244,480/100%							
S									
-TC									
C	\$250,798	\$246,588/98.1%		\$2,210/.881%					\$2,210/.881%

760-UNIVERSITY OF HOUSTON - CLEAR LAKE-Building Construction Unadjusted Goal is 26.1%

FUND TYPE	TOTAL EXPENDITURES	TOTAL SPENT WITH NON-HUBS	TOTAL SPENT WITH **ADJ. HUBS 25.1%	TOTAL SPENT WITH *OTHER HUBS 1.0%	**ADJUSTED HUB GOAL 25.1%			*OTHER HUB GOAL 1.0%	
					BLACK	HISPANIC	WOMAN	ASIAN PACIFIC	NATIVE AMERICAN
T	\$9,060DB	\$8,060DB		\$10,460DB					\$10,460DB
N	\$12,845	\$2,484DB							
S									
-TC									
C	\$22,005DB	\$11,545DB		\$10,460DB					\$10,460DB

755-UNIVERSITY OF HOUSTON - CLEAR LAKE-Special Trade Unadjusted Goal is 57.2%

FUND TYPE	TOTAL EXPENDITURES	TOTAL SPENT WITH NON-HUBS	TOTAL SPENT WITH **ADJ. HUBS 47.0%	TOTAL SPENT WITH *OTHER HUBS 10.2%	**ADJUSTED HUB GOAL 47.0%			*OTHER HUB GOAL 10.2%	
					BLACK	HISPANIC	WOMAN	ASIAN PACIFIC	NATIVE AMERICAN
T	\$778,833	\$659,634/84.9%		\$350,048%		\$350/.46%			\$116,849/15.0%
N	\$192,831	\$78,814/40.7%				\$114,216/58.2%			\$114,216/58.2%
S									
-TC									
C	\$959,665	\$738,249/76.1%		\$350/.038%		\$350/.036%			\$231,066/23.8%

759-UNIVERSITY OF HOUSTON - CLEAR LAKE-Professional Services Unadjusted Goal is 20.0%

FUND TYPE	TOTAL EXPENDITURES	TOTAL SPENT WITH NON-HUBS	TOTAL SPENT WITH **ADJ. HUBS 18.1%	TOTAL SPENT WITH *OTHER HUBS 1.8%	**ADJUSTED HUB GOAL 18.1%			*OTHER HUB GOAL 1.8%	
					BLACK	HISPANIC	WOMAN	ASIAN PACIFIC	NATIVE AMERICAN
T	\$2,570	\$2,570/100%							
N									
S									
-TC									
C	\$2,570	\$2,570/100%							

759-UNIVERSITY OF HOUSTON - CLEAR LAKE-Other Services Unadjusted Goal is 33.0%

FUND TYPE	TOTAL EXPENDITURES	TOTAL SPENT WITH NON-HUBS	TOTAL SPENT WITH **ADJ. HUBS 33.0%	TOTAL SPENT WITH *OTHER HUBS 1.1%	**ADJUSTED HUB GOAL 33.0%				
					ASIAN PACIFIC	BLACK	HISPANIC	NATIVE AMERICAN	WOMAN
T	\$398,909	\$370,461/92.8%		\$28,457/7.13%		\$13,400/3.35%			\$15,056/3.77%
N	\$911,521	\$892,481/97.8%		\$49,030/5.37%		\$7,649/.829%		\$650/.071%	\$40,731/4.46%
S									
-TC									
C	\$1,310,430	\$1,232,943/94.0%		\$77,487/5.91%		\$21,049/1.60%		\$650/.048%	\$55,787/4.25%

759-UNIVERSITY OF HOUSTON - CLEAR LAKE-Commodity Purchasing Unadjusted Goal is 12.6%

FUND TYPE	TOTAL EXPENDITURES	TOTAL SPENT WITH NON-HUBS	TOTAL SPENT WITH **ADJ. HUBS 11.5%	TOTAL SPENT WITH *OTHER HUBS 1.1%	**ADJUSTED HUB GOAL 11.5%				*OTHER HUB GOAL 1.1%	
					BLACK	HISPANIC	WOMAN	ASIAN PACIFIC	NATIVE AMERICAN	
T	\$2,023,807	\$1,645,231/76.3%		\$458,345/22.6%		\$21,988/1.08%		\$19,133/.998%	\$422,241/20.8%	\$18,176/.898%
N	\$878,357	\$722,611/82.1%		\$132,139/15.0%		\$3,522/.400%		\$5,237/.595%	\$123,380/18.0%	\$24,605/2.75%
S										
-TC										
C	\$2,903,164	\$2,287,842/78.1%		\$590,485/20.3%		\$25,481/.876%		\$19,371/.667%	\$645,622/18.7%	\$42,781/1.47%

DB = DEBIT (NEGATIVE AMOUNT) * = OTHER HUBS ** = ADJUSTED HUBS *** = DOLLARS REPORTED BUT NOT SHOWN IN THESE COLUMNS. SEE COVER LETTER PARA. 4
T=TREASURY, N=NON-TREASURY, S=SUBCONTRACTOR FUNDS & PROCUREMENT CARD HUB PURCHASES, TC=TERM CONTRACT, C=CONSOLIDATED. SEE PAGE 4 OF HUB REPORT FOR FUND TYPE DESCRIPTION.

760-TEXAS A & M UNIV - CORPUS CHRISTI-Heavy Construction Unadjusted Goal is 11.9%

FUND TYPE	TOTAL EXPENDITURES	TOTAL SPENT WITH NON-HUBS AMOUNT/%	TOTAL SPENT WITH **ADJ. HUBS 6.6% AMOUNT/%	TOTAL SPENT WITH *OTHER HUBS 5.3% AMOUNT/%	**ADJUSTED HUB GOAL 6.6%				*OTHER HUB GOAL 5.3% WOMAN AMOUNT/%
					ASIAN PACIFIC AMOUNT/%	BLACK AMOUNT/%	HISPANIC AMOUNT/%	NATIVE AMERICAN AMOUNT/%	
T	\$15,071	\$15,071/100%							
N	\$48,878	\$48,753/99.7%	\$125/.255%					\$125/.255%	
S									
-TC									
C	\$63,949	\$63,824/98.8%	\$125/.195%					\$125/.195%	

760-TEXAS A & M UNIV - CORPUS CHRISTI-Building Construction Unadjusted Goal is 26.1%

FUND TYPE	TOTAL EXPENDITURES	TOTAL SPENT WITH NON-HUBS	TOTAL SPENT WITH **ADJ. HUBS 25.1% AMOUNT/%	TOTAL SPENT WITH *OTHER HUBS 1.0% AMOUNT/%	**ADJUSTED HUB GOAL 25.1%			*OTHER HUB GOAL 1.0%	
					BLACK	HISPANIC	WOMAN	ASIAN PACIFIC	NATIVE AMERICAN
T	\$223,348	\$183,873/88.9%	\$88,376/31.0%						
N	\$946,252	\$933,321/98.5%	\$12,931/1.36%			\$68,375/31.0%	\$4,079/.431%	\$8,852/.935%	
S									
-TC									
C	\$1,169,601	\$1,087,294/92.9%	\$82,306/7.03%			\$73,454/8.28%	\$8,852/.756%		

760-TEXAS A & M UNIV - CORPUS CHRISTI-Special Trade Unadjusted Goal is 57.2%

FUND TYPE	TOTAL EXPENDITURES	TOTAL SPENT WITH NON-HUBS	TOTAL SPENT WITH **ADJ. HUBS 47.6% AMOUNT/%	TOTAL SPENT WITH *OTHER HUBS 10.2% AMOUNT/%	**ADJUSTED HUB GOAL 47.6%		*OTHER HUB GOAL 10.2%		
					BLACK	HISPANIC	ASIAN PACIFIC	NATIVE AMERICAN	WOMAN
T	\$111,971	\$111,971/100%							
N	\$12,891	\$12,741/98.8%	\$150/1.16%						\$150/1.16%
S									
-TC									
C	\$124,862	\$124,712/98.8%	\$150/.120%						\$150/.120%

760-TEXAS A & M UNIV - CORPUS CHRISTI-Professional Services Unadjusted Goal is 20.0%

FUND TYPE	TOTAL EXPENDITURES	TOTAL SPENT WITH NON-HUBS	TOTAL SPENT WITH **ADJ. HUBS 18.1% AMOUNT/%	TOTAL SPENT WITH *OTHER HUBS 1.9% AMOUNT/%	**ADJUSTED HUB GOAL 18.1%			*OTHER HUB GOAL 1.9%	
					BLACK	HISPANIC	WOMAN	ASIAN PACIFIC	NATIVE AMERICAN
T	\$885	\$885/100%							
N	\$69,556	\$65,858/94.8%	\$3,698/5.31%			\$3,698/5.31%			
S									
-TC									
C	\$70,462	\$66,754/94.7%	\$3,898/5.24%			\$3,898/5.24%			

760-TEXAS A & M UNIV - CORPUS CHRISTI-Other Services Unadjusted Goal is 33.0%

FUND TYPE	TOTAL EXPENDITURES	TOTAL SPENT WITH NON-HUBS	TOTAL SPENT WITH **ADJ. HUBS 33.0% AMOUNT/%	TOTAL SPENT WITH *OTHER HUBS 1.1% AMOUNT/%	**ADJUSTED HUB GOAL 33.0%				
					ASIAN PACIFIC	BLACK	HISPANIC	NATIVE AMERICAN	WOMAN
T	\$527,861	\$447,188/84.7%	\$80,693/15.2%						
N	\$1,550,706	\$1,513,334/97.5%	\$37,371/2.41%		\$1,467/.094%		\$64,708/12.2%	\$32,860/2.11%	\$15,987/3.02%
S									\$3,043/.196%
-TC									
C	\$2,078,567	\$1,960,522/94.3%	\$118,064/5.68%		\$1,467/.070%		\$97,566/4.69%		\$18,030/.815%

760-TEXAS A & M UNIV - CORPUS CHRISTI-Commodity Purchasing Unadjusted Goal is 12.6%

FUND TYPE	TOTAL EXPENDITURES	TOTAL SPENT WITH NON-HUBS	TOTAL SPENT WITH **ADJ. HUBS 11.5% AMOUNT/%	TOTAL SPENT WITH *OTHER HUBS 1.1% AMOUNT/%	**ADJUSTED HUB GOAL 11.5%			*OTHER HUB GOAL 1.1%	
					BLACK	HISPANIC	WOMAN	ASIAN PACIFIC	NATIVE AMERICAN
T	\$1,820,612	\$1,683,662/92.4%	\$98,505/5.41%						
N	\$3,897,761	\$3,817,805/97.9%	\$43,124/1.10%		\$10,600/.278%	\$8,856/.210%	\$82,350/4.52%	\$38,444/2.11%	\$37,031/2.860%
S									
-TC	\$33,467	\$33,467/100%							
C	\$6,684,905	\$5,467,800/81.7%	\$141,629/2.48%		\$10,600/.184%	\$14,075/.247%	\$117,054/2.05%		\$75,476/1.32%

DB = DEBIT (NEGATIVE AMOUNT) * = OTHER HUBS ** = ADJUSTED HUBS *** = DOLLARS REPORTED BUT NOT SHOWN IN THESE COLUMNS. SEE COVER LETTER PARA. 4
T=TREASURY, N=NON-TREASURY, S=SUBCONTRACTOR FUNDS & PROCUREMENT CARD HUB PURCHASES, TC=TERM CONTRACT, C=CONSOLIDATED. SEE PAGE 4 OF HUB REPORT FOR FUND TYPE DESCRIPTION.

781-TEXAS A & M INTN'L UNIVERSITY-Heavy Construction Unadjusted Goal is 11.9%

FUND TYPE	TOTAL EXPENDITURES	TOTAL SPENT WITH NON-HUBS AMOUNT/%	TOTAL SPENT WITH **ADJ. HUBS 8.6% AMOUNT/%	TOTAL SPENT WITH *OTHER HUBS 5.3% AMOUNT/%	**ADJUSTED HUB GOAL 6.6%				*OTHER HUB GOAL 5.3% WOMAN AMOUNT/%
					ASIAN PACIFIC AMOUNT/%	BLACK AMOUNT/%	HISPANIC AMOUNT/%	NATIVE AMERICAN AMOUNT/%	

T
N
S
-TC

C

781-TEXAS A & M INTN'L UNIVERSITY-Building Construction Unadjusted Goal is 26.1%

FUND TYPE	TOTAL EXPENDITURES	TOTAL SPENT WITH NON-HUBS	TOTAL SPENT WITH **ADJ. HUBS 25.1% AMOUNT/%	TOTAL SPENT WITH *OTHER HUBS 1.6% AMOUNT/%	**ADJUSTED HUB GOAL 25.1%			*OTHER HUB GOAL 1.0%	
					BLACK	HISPANIC	WOMAN	ASIAN PACIFIC	NATIVE AMERICAN

T
N
S
-TC

C

781-TEXAS A & M INTN'L UNIVERSITY-Special Trade Unadjusted Goal is 57.2%

FUND TYPE	TOTAL EXPENDITURES	TOTAL SPENT WITH NON-HUBS	TOTAL SPENT WITH **ADJ. HUBS 47.0% AMOUNT/%	TOTAL SPENT WITH *OTHER HUBS 14.2% AMOUNT/%	**ADJUSTED HUB GOAL 47.0%		*OTHER HUB GOAL 10.2%		
					BLACK	HISPANIC	ASIAN PACIFIC	NATIVE AMERICAN	WOMAN

T
N
S
-TC

C

781-TEXAS A & M INTN'L UNIVERSITY-Professional Services Unadjusted Goal is 20.0%

FUND TYPE	TOTAL EXPENDITURES	TOTAL SPENT WITH NON-HUBS	TOTAL SPENT WITH **ADJ. HUBS 15.1% AMOUNT/%	TOTAL SPENT WITH *OTHER HUBS 1.8% AMOUNT/%	**ADJUSTED HUB GOAL 15.1%			*OTHER HUB GOAL 1.8%	
					BLACK	HISPANIC	WOMAN	ASIAN PACIFIC	NATIVE AMERICAN

T
N
S
-TC

C

781-TEXAS A & M INTN'L UNIVERSITY-Other Services Unadjusted Goal is 33.0%

FUND TYPE	TOTAL EXPENDITURES	TOTAL SPENT WITH NON-HUBS	TOTAL SPENT WITH **ADJ. HUBS 23.0% AMOUNT/%	TOTAL SPENT WITH *OTHER HUBS 1.1% AMOUNT/%	**ADJUSTED HUB GOAL 33.0%				*OTHER HUB GOAL 1.1%
					ASIAN PACIFIC	BLACK	HISPANIC	NATIVE AMERICAN	

T
N
S
-TC

C

781-TEXAS A & M INTN'L UNIVERSITY-Commodity Purchasing Unadjusted Goal is 12.6%

FUND TYPE	TOTAL EXPENDITURES	TOTAL SPENT WITH NON-HUBS	TOTAL SPENT WITH **ADJ. HUBS 11.5% AMOUNT/%	TOTAL SPENT WITH *OTHER HUBS 1.1% AMOUNT/%	**ADJUSTED HUB GOAL 11.5%			*OTHER HUB GOAL 1.1%	
					BLACK	HISPANIC	WOMAN	ASIAN PACIFIC	NATIVE AMERICAN

T
N
S
-TC

C

DB = DEBIT (NEGATIVE AMOUNT) * = OTHER HUBS ** = ADJUSTED HUBS *** = DOLLARS REPORTED BUT NOT SHOWN IN THESE COLUMNS. SEE COVER LETTER PARA. 4
T=TREASURY, N=NON-TREASURY, S=SUBCONTRACTOR FUNDS & PROCUREMENT CARD HUB PURCHASES, TC=TERM CONTRACT, C=CONSOLIDATED. SEE PAGE 6 OF HUB REPORT FOR FUND TYPE DESCRIPTION.

763-UNT HEALTH SCIENCE CTR AT FORT WORTH-Heavy Construction Unadjusted Goal is 11.9%

FUND TYPE	TOTAL EXPENDITURES	TOTAL SPENT WITH NON-HUBS AMOUNT/%	TOTAL SPENT WITH **ADJ. HUBS 5.4%	TOTAL SPENT WITH *OTHER HUBS 5.3%	**ADJUSTED HUB GOAL 5.6%				*OTHER HUB GOAL 5.3% WOMAN AMOUNT/%
					ASIAN PACIFIC AMOUNT/%	BLACK AMOUNT/%	HISPANIC AMOUNT/%	NATIVE AMERICAN AMOUNT/%	
T	\$3,880	\$580/15.0%	\$3,280/84.9%					\$3,280/84.9%	
N	\$6,944		\$6,944/100%					\$6,944/100%	
S									
-TC									
C	\$10,804	\$580/5.36%	\$10,224/94.6%					\$10,224/94.6%	

763-UNT HEALTH SCIENCE CTR AT FORT WORTH-Building Construction Unadjusted Goal is 26.1%

FUND TYPE	TOTAL EXPENDITURES	TOTAL SPENT WITH NON-HUBS	TOTAL SPENT WITH **ADJ. HUBS 25.1%	TOTAL SPENT WITH *OTHER HUBS 1.0%	**ADJUSTED HUB GOAL 25.1%			*OTHER HUB GOAL 1.0%	
					BLACK	HISPANIC	WOMAN	ASIAN PACIFIC	NATIVE AMERICAN
T	\$45,439	\$45,439/100%							
N	\$2,291,288	\$2,221,746/96.8%	\$69,543/3.03%					\$69,543/3.03%	
S	***	***	\$84,385/3.97%		\$25,630/1.07%	\$38,778/1.67%		\$26,957/1.22%	
-TC									
C	\$2,336,726	\$2,287,185/97.0%	\$183,905/7.91%		\$25,630/1.09%	\$38,779/1.70%		\$98,500/4.21%	

763-UNT HEALTH SCIENCE CTR AT FORT WORTH-Special Trade Unadjusted Goal is 57.2%

FUND TYPE	TOTAL EXPENDITURES	TOTAL SPENT WITH NON-HUBS	TOTAL SPENT WITH **ADJ. HUBS 47.0%	TOTAL SPENT WITH *OTHER HUBS 10.2%	**ADJUSTED HUB GOAL 47.0%		*OTHER HUB GOAL 10.2%		
					BLACK	HISPANIC	ASIAN PACIFIC	NATIVE AMERICAN	WOMAN
T	\$53,982	\$40,834/75.6%		\$13,147/24.3%					\$13,147/24.3%
N	\$1,166,723	\$1,007,426/84.8%	\$15,323/1.28%	\$162,962/13.8%		\$15,323/1.29%		\$1,540/.129%	\$162,422/13.6%
S	***	***							
-TC									
C	\$1,240,705	\$1,048,273/84.4%	\$15,323/1.23%	\$177,109/14.2%		\$15,323/1.23%		\$1,540/.124%	\$176,569/14.1%

763-UNT HEALTH SCIENCE CTR AT FORT WORTH-Professional Services Unadjusted Goal is 20.0%

FUND TYPE	TOTAL EXPENDITURES	TOTAL SPENT WITH NON-HUBS	TOTAL SPENT WITH **ADJ. HUBS 16.1%	TOTAL SPENT WITH *OTHER HUBS 1.5%	**ADJUSTED HUB GOAL 18.1%			*OTHER HUB GOAL 1.5%	
					BLACK	HISPANIC	WOMAN	ASIAN PACIFIC	NATIVE AMERICAN
T									
N	\$823,094	\$823,094/100%							
S									
-TC									
C	\$823,094	\$823,094/100%							

763-UNT HEALTH SCIENCE CTR AT FORT WORTH-Other Services Unadjusted Goal is 33.0%

FUND TYPE	TOTAL EXPENDITURES	TOTAL SPENT WITH NON-HUBS	TOTAL SPENT WITH **ADJ. HUBS 15.0%	TOTAL SPENT WITH *OTHER HUBS 1.5%	**ADJUSTED HUB GOAL 33.0%			
					ASIAN PACIFIC	BLACK	HISPANIC	NATIVE AMERICAN
T	\$219,731	\$190,087/86.5%	\$29,634/13.4%					\$26,814/12.2%
N	\$1,627,111	\$1,558,720/95.7%	\$68,391/4.20%		\$11,845/.728%		\$589/.035%	\$55,976/3.44%
S								
-TC	\$8,808	\$8,809/100%						
C	\$1,838,033	\$1,740,008/94.6%	\$98,025/5.33%		\$11,845/.644%		\$3,389/.184%	\$82,780/4.50%

763-UNT HEALTH SCIENCE CTR AT FORT WORTH-Commodity Purchasing Unadjusted Goal is 12.6%

FUND TYPE	TOTAL EXPENDITURES	TOTAL SPENT WITH NON-HUBS	TOTAL SPENT WITH **ADJ. HUBS 11.5%	TOTAL SPENT WITH *OTHER HUBS 1.1%	**ADJUSTED HUB GOAL 11.5%			*OTHER HUB GOAL 1.1%	
					BLACK	HISPANIC	WOMAN	ASIAN PACIFIC	NATIVE AMERICAN
T	\$1,574,886	\$1,290,213/81.9%	\$274,867/17.4%	\$9,805/.622%	\$78,186/4.83%	\$51,987/3.30%	\$148,684/9.31%	\$9,166/.581%	\$649/.041%
N	\$3,260,913	\$2,415,764/74.3%	\$809,112/24.8%	\$26,036/.800%	\$104,078/3.20%	\$115,231/3.54%	\$689,801/18.1%	\$26,036/.800%	
S									
-TC	\$226,598	\$219,483/96.2%	\$6,960/3.07%	\$145/.064%		\$834/.364%	\$6,125/2.70%	\$145/.064%	
C	\$4,999,200	\$3,486,465/76.8%	\$1,077,019/23.4%	\$35,896/.776%	\$180,285/3.91%	\$166,393/3.61%	\$730,380/15.8%	\$35,046/.782%	\$649/.014%

DB = DEBIT (NEGATIVE AMOUNT) * = OTHER HUBS ** = ADJUSTED HUBS *** = DOLLARS REPORTED BUT NOT SHOWN IN THESE COLUMNS. SEE COVER LETTER PARA. 4
T=TREASURY, N=NON-TREASURY, S=SUBCONTRACTOR FUNDS & PROCUREMENT CARD HUB PURCHASES, TC=TERM CONTRACT, C=CONSOLIDATED. SEE PAGE 4 OF HUB REPORT FOR FUND TYPE DESCRIPTION.

760-TEXAS A & M UNIVERSITY - TEXARKANA-Heavy Construction Unadjusted Goal is 11.8%

FUND TYPE	TOTAL EXPENDITURES	TOTAL SPENT WITH NON-HUBS AMOUNT/%	TOTAL SPENT WITH **ADJ. HUBS 6.6%	TOTAL SPENT WITH *OTHER HUBS 5.2%	ASIAN PACIFIC AMOUNT/%	**ADJUSTED HUB GOAL 6.6%	BLACK AMOUNT/%	HISPANIC AMOUNT/%	NATIVE AMERICAN AMOUNT/%	*OTHER HUB GOAL 5.2% WOMAN AMOUNT/%
T	\$521	\$521/100 %								
N	\$566	\$566/100 %								
S										
-TC										
C	\$1,107	\$1,107/100 %								

764-TEXAS A & M UNIVERSITY - TEXARKANA-Building Construction Unadjusted Goal is 26.1%

FUND TYPE	TOTAL EXPENDITURES	TOTAL SPENT WITH NON-HUBS	TOTAL SPENT WITH **ADJ. HUBS 25.1%	TOTAL SPENT WITH *OTHER HUBS 1.0%	BLACK	**ADJUSTED HUB GOAL 26.1%	HISPANIC	WOMAN	*OTHER HUB GOAL 1.0%	ASIAN PACIFIC	NATIVE AMERICAN
T	\$95,699	\$95,699/100 %									
N											
S											
-TC											
C	\$95,699	\$95,699/100 %									

764-TEXAS A & M UNIVERSITY - TEXARKANA-Special Trade Unadjusted Goal is 57.2%

FUND TYPE	TOTAL EXPENDITURES	TOTAL SPENT WITH NON-HUBS	TOTAL SPENT WITH **ADJ. HUBS 47.0%	TOTAL SPENT WITH *OTHER HUBS 10.2%	BLACK	**ADJUSTED HUB GOAL 47.0%	HISPANIC	ASIAN PACIFIC	NATIVE AMERICAN	WOMAN	*OTHER HUB GOAL 10.2%
T	\$5,317	\$5,317/100 %									
N											
S											
-TC											
C	\$5,317	\$5,317/100 %									

764-TEXAS A & M UNIVERSITY - TEXARKANA-Professional Services Unadjusted Goal is 20.0%

FUND TYPE	TOTAL EXPENDITURES	TOTAL SPENT WITH NON-HUBS	TOTAL SPENT WITH **ADJ. HUBS 18.1%	TOTAL SPENT WITH *OTHER HUBS 1.9%	BLACK	**ADJUSTED HUB GOAL 18.1%	HISPANIC	WOMAN	*OTHER HUB GOAL 1.9%	ASIAN PACIFIC	NATIVE AMERICAN
T	\$7,973	\$7,973/100 %									
N											
S											
-TC											
C	\$7,973	\$7,973/100 %									

764-TEXAS A & M UNIVERSITY - TEXARKANA-Other Services Unadjusted Goal is 33.0%

FUND TYPE	TOTAL EXPENDITURES	TOTAL SPENT WITH NON-HUBS	TOTAL SPENT WITH **ADJ. HUBS 33.0%	TOTAL SPENT WITH *OTHER HUBS 1.9%	ASIAN PACIFIC	**ADJUSTED HUB GOAL 33.0%	BLACK	HISPANIC	NATIVE AMERICAN	WOMAN	*OTHER HUB GOAL 1.9%
T	\$113,534	\$104,010/91.5%	\$9,624/8.46%								\$9,624/8.46%
N	\$42,104	\$42,104/100 %									
S											
-TC	\$183	\$183/100 %									
C	\$155,556	\$145,932/93.8%	\$9,624/6.18%								\$9,624/6.18%

764-TEXAS A & M UNIVERSITY - TEXARKANA-Commodity Purchasing Unadjusted Goal is 12.5%

FUND TYPE	TOTAL EXPENDITURES	TOTAL SPENT WITH NON-HUBS	TOTAL SPENT WITH **ADJ. HUBS 11.5%	TOTAL SPENT WITH *OTHER HUBS 1.1%	BLACK	**ADJUSTED HUB GOAL 11.5%	HISPANIC	WOMAN	*OTHER HUB GOAL 1.1%	ASIAN PACIFIC	NATIVE AMERICAN
T	\$68,928	\$631,704/90.0%	\$50,796/7.28%	\$14,424/2.06%			\$22,388/3.21%	\$28,408/4.07%		\$14,424/2.06%	\$4,821/5.17%
N	\$95,080	\$88,763/93.3%	\$1,395/1.46%	\$4,921/5.17%				\$1,395/1.46%			
S											
-TC	\$51,525	\$51,506/99.3%	\$319/.617%				\$257/.486%	\$62/.121%			
C	\$740,181	\$668,982/90.3%	\$51,872/7.00%	\$19,346/2.61%			\$22,131/2.98%	\$29,741/4.01%		\$19,346/2.61%	

DB = DEBIT (NEGATIVE AMOUNT) * = OTHER HUBS ** = ADJUSTED HUBS *** = DOLLARS REPORTED BUT NOT SHOWN IN THESE COLUMNS. SEE COVER LETTER PARA. 4
T=TREASURY, N=NON-TREASURY, S=SUBCONTRACTOR FUNDS & PROCUREMENT CARD HUB PURCHASES, TC=TERM CONTRACT, C=CONSOLIDATED. SEE PAGE 4 OF HUB REPORT FOR FUND TYPE DESCRIPTION.

785-UNIVERSITY OF HOUSTON - VICTORIA-Heavy Construction Unadjusted Goal is 11.8%

FUND TYPE	TOTAL EXPENDITURES	TOTAL SPENT WITH NON-HUBS AMOUNT/%	TOTAL SPENT WITH **ADJ. HUBS 5.6% AMOUNT/%	TOTAL SPENT WITH *OTHER HUBS 5.3% AMOUNT/%	**ADJUSTED HUB GOAL 5.6%				*OTHER HUB GOAL 5.3% WOMAN AMOUNT/%
					ASIAN PACIFIC AMOUNT/%	BLACK AMOUNT/%	HISPANIC AMOUNT/%	NATIVE AMERICAN AMOUNT/%	
T	\$10,878	\$7,388/67.7%		\$3,513/32.2%					\$3,513/32.2%
N	\$98	\$98/100%							
S									
-TC									
C	\$10,878	\$7,486/68.0%		\$3,513/31.9%					\$3,513/31.9%

785-UNIVERSITY OF HOUSTON - VICTORIA-Building Construction Unadjusted Goal is 26.1%

FUND TYPE	TOTAL EXPENDITURES	TOTAL SPENT WITH NON-HUBS	TOTAL SPENT WITH **ADJ. HUBS 25.1%	TOTAL SPENT WITH *OTHER HUBS 1.0%	**ADJUSTED HUB GOAL 26.1%			*OTHER HUB GOAL 1.0%	
					BLACK	HISPANIC	WOMAN	ASIAN PACIFIC	NATIVE AMERICAN
T	\$38,769	\$38,769/100%							
N									
S									
-TC									
C	\$38,768	\$38,769/100%							

785-UNIVERSITY OF HOUSTON - VICTORIA-Special Trade Unadjusted Goal is 57.2%

FUND TYPE	TOTAL EXPENDITURES	TOTAL SPENT WITH NON-HUBS	TOTAL SPENT WITH **ADJ. HUBS 47.0%	TOTAL SPENT WITH *OTHER HUBS 10.2%	**ADJUSTED HUB GOAL 47.0%		*OTHER HUB GOAL 10.2%		
					BLACK	HISPANIC	ASIAN PACIFIC	NATIVE AMERICAN	WOMAN
T	\$28,381	\$27,648/97.4%		\$733/2.58%					\$733/2.58%
N	\$3,134	\$3,134/100%							
S									
-TC									
C	\$31,516	\$30,783/97.6%		\$733/2.32%					\$733/2.32%

785-UNIVERSITY OF HOUSTON - VICTORIA-Professional Services Unadjusted Goal is 20.0%

FUND TYPE	TOTAL EXPENDITURES	TOTAL SPENT WITH NON-HUBS	TOTAL SPENT WITH **ADJ. HUBS 18.1%	TOTAL SPENT WITH *OTHER HUBS 1.9%	**ADJUSTED HUB GOAL 18.1%			*OTHER HUB GOAL 1.9%	
					BLACK	HISPANIC	WOMAN	ASIAN PACIFIC	NATIVE AMERICAN
T	\$6,282	\$6,282/100%							
N									
S									
-TC									
C	\$6,282	\$6,282/100%							

785-UNIVERSITY OF HOUSTON - VICTORIA-Other Services Unadjusted Goal is 33.0%

FUND TYPE	TOTAL EXPENDITURES	TOTAL SPENT WITH NON-HUBS	TOTAL SPENT WITH **ADJ. HUBS 23.0%	TOTAL SPENT WITH *OTHER HUBS 1.0%	**ADJUSTED HUB GOAL 33.0%			
					ASIAN PACIFIC	BLACK	HISPANIC	NATIVE AMERICAN
T	\$59,742	\$59,501/98.5%	\$240/.402%					\$240/.402%
N	\$261,130	\$257,208/98.4%	\$3,921/1.50%			\$3,475/1.33%		\$446/1.70%
S								
-TC								
C	\$320,872	\$316,710/98.7%	\$4,161/1.29%			\$3,475/1.08%		\$685/2.13%

785-UNIVERSITY OF HOUSTON - VICTORIA-Commodity Purchasing Unadjusted Goal is 12.6%

FUND TYPE	TOTAL EXPENDITURES	TOTAL SPENT WITH NON-HUBS	TOTAL SPENT WITH **ADJ. HUBS 11.5%	TOTAL SPENT WITH *OTHER HUBS 1.1%	**ADJUSTED HUB GOAL 11.5%			*OTHER HUB GOAL 1.1%	
					BLACK	HISPANIC	WOMAN	ASIAN PACIFIC	NATIVE AMERICAN
T	\$416,247	\$265,882/61.4%	\$98,210/23.5%	\$62,174/14.9%		\$2,453/.589%	\$95,757/23.0%	\$62,174/14.9%	
N	\$274,571	\$216,711/78.9%	\$57,039/20.7%	\$820/.298%		\$580/.211%	\$58,459/20.5%	\$820/.298%	
S									
-TC									
C	\$690,818	\$472,573/68.4%	\$155,249/22.4%	\$62,995/9.11%		\$3,033/.438%	\$152,216/22.0%	\$62,995/9.11%	

DB = DEBIT (NEGATIVE AMOUNT) * = OTHER HUBS ** = ADJUSTED HUBS *** = DOLLARS REPORTED BUT NOT SHOWN IN THESE COLUMNS. SEE COVER LETTER PARA. 4
T=TREASURY, N=NON-TREASURY, S=SUBCONTRACTOR FUNDS & PROCUREMENT CARD HUB PURCHASES, TC=TERM CONTRACT, C=CONSOLIDATED. SEE PAGE 4 OF HUB REPORT FOR FUND TYPE DESCRIPTION.

768-Texas Tech University - System-Heavy Construction Unadjusted Goal is 11.8%

FUND TYPE	TOTAL EXPENDITURES	TOTAL SPENT WITH NON-HUBS AMOUNT/%	TOTAL SPENT WITH **ADJ. HUBS 6.6% AMOUNT/%	TOTAL SPENT WITH *OTHER HUBS 5.3% AMOUNT/%	**ADJUSTED HUB GOAL 6.6%				*OTHER HUB GOAL 5.3% WOMAN AMOUNT/%
					ASIAN PACIFIC AMOUNT/%	BLACK AMOUNT/%	HISPANIC AMOUNT/%	NATIVE AMERICAN AMOUNT/%	
T									
N	\$1,400	\$1,400/100 %							
S									
-TC									
C	\$1,400	\$1,400/100 %							

768-Texas Tech University - System-Building Construction Unadjusted Goal is 26.1%

FUND TYPE	TOTAL EXPENDITURES	TOTAL SPENT WITH NON-HUBS	TOTAL SPENT WITH **ADJ. HUBS 25.1%	TOTAL SPENT WITH *OTHER HUBS 1.0%	**ADJUSTED HUB GOAL 25.1%			*OTHER HUB GOAL 1.0%	
					BLACK	HISPANIC	WOMAN	ASIAN PACIFIC	NATIVE AMERICAN
T									
N									
S									
-TC									
C									

768-Texas Tech University - System-Special Trade Unadjusted Goal is 57.2%

FUND TYPE	TOTAL EXPENDITURES	TOTAL SPENT WITH NON-HUBS	TOTAL SPENT WITH **ADJ. HUBS 47.0%	TOTAL SPENT WITH *OTHER HUBS 10.2%	**ADJUSTED HUB GOAL 47.0%		*OTHER HUB GOAL 10.2%		
					BLACK	HISPANIC	ASIAN PACIFIC	NATIVE AMERICAN	WOMAN
T									
N	\$4,031	\$4,031/100 %							
S									
-TC									
C	\$4,031	\$4,031/100 %							

768-Texas Tech University - System-Professional Services Unadjusted Goal is 20.0%

FUND TYPE	TOTAL EXPENDITURES	TOTAL SPENT WITH NON-HUBS	TOTAL SPENT WITH **ADJ. HUBS 18.1%	TOTAL SPENT WITH *OTHER HUBS 1.9%	**ADJUSTED HUB GOAL 18.1%			*OTHER HUB GOAL 1.9%	
					BLACK	HISPANIC	WOMAN	ASIAN PACIFIC	NATIVE AMERICAN
T	\$135	\$135/100 %							
N	\$135	\$135/100 %							
S									
-TC									
C	\$270	\$270/100 %							

768-Texas Tech University - System-Other Services Unadjusted Goal is 33.0%

FUND TYPE	TOTAL EXPENDITURES	TOTAL SPENT WITH NON-HUBS	TOTAL SPENT WITH **ADJ. HUBS 33.0%	**ADJUSTED HUB GOAL 33.0%				
				ASIAN PACIFIC	BLACK	HISPANIC	NATIVE AMERICAN	WOMAN
T	\$5,001	\$5,001/100 %						
N	\$272,855	\$267,294/97.8%	\$5,561/2.03%			\$200/.072%		\$5,361/1.96%
S								
-TC								
C	\$277,857	\$272,294/97.8%	\$5,561/2.00%			\$200/.072%		\$5,361/1.92%

768-Texas Tech University - System-Commodity Purchasing Unadjusted Goal is 12.6%

FUND TYPE	TOTAL EXPENDITURES	TOTAL SPENT WITH NON-HUBS	TOTAL SPENT WITH **ADJ. HUBS 11.5%	TOTAL SPENT WITH *OTHER HUBS 1.1%	**ADJUSTED HUB GOAL 11.5%			*OTHER HUB GOAL 1.1%	
					BLACK	HISPANIC	WOMAN	ASIAN PACIFIC	NATIVE AMERICAN
T	\$33,064	\$29,312/88.5%	\$3,752/11.3%						
N	\$162,621	\$154,869/95.2%	\$6,842/4.08%	\$1,109/.682%		\$3,752/11.3%		\$6,842/4.08%	
S									
-TC	\$18	\$16/100 %							
C	\$185,669	\$184,165/99.4%	\$10,394/5.31%	\$1,109/.686%		\$10,394/5.31%		\$1,109/.586%	

BB = DEBIT (NEGATIVE AMOUNT) * = OTHER HUBS ** = ADJUSTED HUBS *** = DOLLARS REPORTED BUT NOT SHOWN IN THESE COLUMNS. SEE COVER LETTER PARA. 4
T=TREASURY, N=NON-TREASURY, S=SUBCONTRACTOR FUNDS & PROCUREMENT CARD HUB PURCHASES, TC=TERM CONTRACT, C=CONSOLIDATED. SEE PAGE 4 OF HUB REPORT FOR FUND TYPE DESCRIPTION.

FUND TYPE	TOTAL EXPENDITURES	TOTAL SPENT WITH NON-HUBS AMOUNT/%	TOTAL SPENT WITH **ADJ. HUBS 8.6% AMOUNT/%	TOTAL SPENT WITH *OTHER HUBS 5.3% AMOUNT/%	771-SCHOOL/BLIND AND VISUALLY IMPAIRED-Heavy Construction Unadjusted Goal is 11.9% **ADJUSTED HUB GOAL 8.6%				*OTHER HUB GOAL 5.3% WOMAN AMOUNT/%
					ASIAN PACIFIC AMOUNT/%	BLACK AMOUNT/%	HISPANIC AMOUNT/%	NATIVE AMERICAN AMOUNT/%	

T
N
S
-TC

C

FUND TYPE	TOTAL EXPENDITURES	TOTAL SPENT WITH NON-HUBS	TOTAL SPENT WITH **ADJ. HUBS 25.1%	TOTAL SPENT WITH *OTHER HUBS 1.0%	771-SCHOOL/BLIND AND VISUALLY IMPAIRED-Building Construction Unadjusted Goal is 26.1% **ADJUSTED HUB GOAL 25.1%			*OTHER HUB GOAL 1.0%	
					BLACK	HISPANIC	WOMAN	ASIAN PACIFIC	NATIVE AMERICAN

T
N
S
-TC

C

FUND TYPE	TOTAL EXPENDITURES	TOTAL SPENT WITH NON-HUBS	TOTAL SPENT WITH **ADJ. HUBS 67.0%	TOTAL SPENT WITH *OTHER HUBS 10.2%	771-SCHOOL/BLIND AND VISUALLY IMPAIRED-Special Trade Unadjusted Goal is 67.2% **ADJUSTED HUB GOAL 47.0%		*OTHER HUB GOAL 10.2%		
					BLACK	HISPANIC	ASIAN PACIFIC	NATIVE AMERICAN	WOMAN

T
N
S
-TC

C

FUND TYPE	TOTAL EXPENDITURES	TOTAL SPENT WITH NON-HUBS	TOTAL SPENT WITH **ADJ. HUBS 18.1%	TOTAL SPENT WITH *OTHER HUBS 1.8%	771-SCHOOL/BLIND AND VISUALLY IMPAIRED-Professional Services Unadjusted Goal is 20.0% **ADJUSTED HUB GOAL 18.1%			*OTHER HUB GOAL 1.8%	
					BLACK	HISPANIC	WOMAN	ASIAN PACIFIC	NATIVE AMERICAN

T
N
S
-TC

C

FUND TYPE	TOTAL EXPENDITURES	TOTAL SPENT WITH NON-HUBS	TOTAL SPENT WITH **ADJ. HUBS 33.0%	771-SCHOOL/BLIND AND VISUALLY IMPAIRED-Other Services Unadjusted Goal is 33.0% **ADJUSTED HUB GOAL 33.0%				
				ASIAN PACIFIC	BLACK	HISPANIC	NATIVE AMERICAN	WOMAN

T
N
S
-TC

C

FUND TYPE	TOTAL EXPENDITURES	TOTAL SPENT WITH NON-HUBS	TOTAL SPENT WITH **ADJ. HUBS 11.5%	TOTAL SPENT WITH *OTHER HUBS 1.1%	771-SCHOOL/BLIND AND VISUALLY IMPAIRED-Commodity Purchasing Unadjusted Goal is 12.6% **ADJUSTED HUB GOAL 11.5%			*OTHER HUB GOAL 1.1%	
					BLACK	HISPANIC	WOMAN	ASIAN PACIFIC	NATIVE AMERICAN

T
N
S
-TC

C

DB = DEBIT (NEGATIVE AMOUNT) * = OTHER HUBS ** = ADJUSTED HUBS *** = DOLLARS REPORTED BUT NOT SHOWN IN THESE COLUMNS. SEE COVER LETTER PARA. 4
T=TREASURY, N=NON-TREASURY, S=SUBCONTRACTOR FUNDS & PROCUREMENT CARD HUB PURCHASES, TC=TERM CONTRACT, C=CONSOLIDATED. SEE PAGE 4 OF HUB REPORT FOR FUND TYPE DESCRIPTION.

FUND TYPE	TOTAL EXPENDITURES	TOTAL SPENT WITH NON-HUBS AMOUNT/%	772-SCH00L FOR THE DEAF-Heavy Construction Unadjusted Goal is 11.9%		**ADJUSTED HUB GOAL 6.6%				*OTHER HUB GOAL 5.3% WOMAN AMOUNT/%
			TOTAL SPENT WITH **ADJ. HUBS 6.6% AMOUNT/%	TOTAL SPENT WITH *OTHER HUBS 5.3% AMOUNT/%	ASIAN PACIFIC AMOUNT/%	BLACK AMOUNT/%	HISPANIC AMOUNT/%	NATIVE AMERICAN AMOUNT/%	

T
N
S
-TC
C

FUND TYPE	TOTAL EXPENDITURES	TOTAL SPENT WITH NON-HUBS	772-SCH00L FOR THE DEAF-Building Construction Unadjusted Goal is 26.1%		**ADJUSTED HUB GOAL 25.1%			*OTHER HUB GOAL 1.0% ASIAN PACIFIC NATIVE AMERICAN
			TOTAL SPENT WITH **ADJ. HUBS 25.1% AMOUNT/%	TOTAL SPENT WITH *OTHER HUBS 1.0% AMOUNT/%	BLACK	HISPANIC	WOMAN	

T
N
S
-TC
C

FUND TYPE	TOTAL EXPENDITURES	TOTAL SPENT WITH NON-HUBS	772-SCH00L FOR THE DEAF-Special Trade Unadjusted Goal is 57.2%		**ADJUSTED HUB GOAL 47.0%		*OTHER HUB GOAL 10.2%		
			TOTAL SPENT WITH **ADJ. HUBS 47.0% AMOUNT/%	TOTAL SPENT WITH *OTHER HUBS 10.2% AMOUNT/%	BLACK	HISPANIC	ASIAN PACIFIC	NATIVE AMERICAN	WOMAN

T
N
S
-TC
C

FUND TYPE	TOTAL EXPENDITURES	TOTAL SPENT WITH NON-HUBS	772-SCH00L FOR THE DEAF-Professional Services Unadjusted Goal is 20.0%		**ADJUSTED HUB GOAL 18.1%			*OTHER HUB GOAL 1.9% ASIAN PACIFIC NATIVE AMERICAN
			TOTAL SPENT WITH **ADJ. HUBS 18.1% AMOUNT/%	TOTAL SPENT WITH *OTHER HUBS 1.9% AMOUNT/%	BLACK	HISPANIC	WOMAN	

T
N
S
-TC
C

FUND TYPE	TOTAL EXPENDITURES	TOTAL SPENT WITH NON-HUBS	772-SCH00L FOR THE DEAF-Other Services Unadjusted Goal is 33.0%		**ADJUSTED HUB GOAL 33.0%				
			TOTAL SPENT WITH **ADJ. HUBS 33.0% AMOUNT/%	TOTAL SPENT WITH *OTHER HUBS 1.1% AMOUNT/%	ASIAN PACIFIC	BLACK	HISPANIC	NATIVE AMERICAN	WOMAN

T
N
S
-TC
C

FUND TYPE	TOTAL EXPENDITURES	TOTAL SPENT WITH NON-HUBS	772-SCH00L FOR THE DEAF-Commodity Purchasing Unadjusted Goal is 12.6%		**ADJUSTED HUB GOAL 11.5%			*OTHER HUB GOAL 1.1% ASIAN PACIFIC NATIVE AMERICAN
			TOTAL SPENT WITH **ADJ. HUBS 11.5% AMOUNT/%	TOTAL SPENT WITH *OTHER HUBS 1.1% AMOUNT/%	BLACK	HISPANIC	WOMAN	

T
N
S
-TC
C

DB = DEBIT (NEGATIVE AMOUNT) * = OTHER HUBS ** = ADJUSTED HUBS *** = DOLLARS REPORTED BUT NOT SHOWN IN THESE COLUMNS. SEE COVER LETTER PARA. 4
T-TREASURY, N-NON-TREASURY, S-SUBCONTRACTOR FUNDS & PROCUREMENT CARD HUB PURCHASES, TC-TERM CONTRACT, C-CONSOLIDATED. SEE PAGE 4 OF HUB REPORT FOR FUND TYPE DESCRIPTION.

781-TX HIGHER EDUCATION COORD BOARD-Heavy Construction Unadjusted Goal is 11.8%									
FUND TYPE	TOTAL EXPENDITURES	TOTAL SPENT WITH NON-HUBS AMOUNT/%	TOTAL SPENT WITH **ADJ. HUBS 8.6% AMOUNT/%	TOTAL SPENT WITH *OTHER HUBS 5.3% AMOUNT/%	ASIAN PACIFIC AMOUNT/%	**ADJUSTED HUB GOAL 8.6% BLACK AMOUNT/%	HISPANIC AMOUNT/%	NATIVE AMERICAN AMOUNT/%	*OTHER HUB GOAL 5.3% WOMAN AMOUNT/%
T									
N									
S									
TC									
C									

781-TX HIGHER EDUCATION COORD BOARD-Building Construction Unadjusted Goal is 28.1%									
FUND TYPE	TOTAL EXPENDITURES	TOTAL SPENT WITH NON-HUBS	TOTAL SPENT WITH **ADJ. HUBS 25.1%	TOTAL SPENT WITH *OTHER HUBS 1.0%	BLACK	**ADJUSTED HUB GOAL 28.1% HISPANIC	WOMAN	ASIAN PACIFIC	*OTHER HUB GOAL 1.0% NATIVE AMERICAN
T									
N									
S									
TC									
C									

781-TX HIGHER EDUCATION COORD BOARD-Special Trade Unadjusted Goal is 57.2%									
FUND TYPE	TOTAL EXPENDITURES	TOTAL SPENT WITH NON-HUBS	TOTAL SPENT WITH **ADJ. HUBS 47.0%	TOTAL SPENT WITH *OTHER HUBS 10.2%	BLACK	**ADJUSTED HUB GOAL 57.2% HISPANIC	ASIAN PACIFIC	NATIVE AMERICAN	WOMAN
T	\$36,080	\$34,057/94.3%	\$163/.454%	\$1,859/5.15%		\$163/.454%			\$1,859/5.15%
N									
S									
TC									
C	\$36,080	\$34,057/94.3%	\$163/.454%	\$1,859/5.15%		\$163/.454%			\$1,859/5.15%

781-TX HIGHER EDUCATION COORD BOARD-Professional Services Unadjusted Goal is 20.0%									
FUND TYPE	TOTAL EXPENDITURES	TOTAL SPENT WITH NON-HUBS	TOTAL SPENT WITH **ADJ. HUBS 18.1%	TOTAL SPENT WITH *OTHER HUBS 1.9%	BLACK	**ADJUSTED HUB GOAL 20.0% HISPANIC	WOMAN	ASIAN PACIFIC	*OTHER HUB GOAL 1.9% NATIVE AMERICAN
T									
N									
S									
TC									
C									

781-TX HIGHER EDUCATION COORD BOARD-Other Services Unadjusted Goal is 33.0%									
FUND TYPE	TOTAL EXPENDITURES	TOTAL SPENT WITH NON-HUBS	TOTAL SPENT WITH **ADJ. HUBS 33.0%	ASIAN PACIFIC	BLACK	**ADJUSTED HUB GOAL 33.0% HISPANIC	NATIVE AMERICAN	WOMAN	
T	\$950,220	\$632,224/67.5%	\$117,995/12.4%	\$8,043/.846%		\$88,119/10.1%		\$13,832/1.45%	
N									
S									
TC	\$39,366	\$38,110/96.8%	\$1,256/3.19%			\$698/1.77%		\$558/1.41%	
C	\$910,854	\$794,114/87.1%	\$116,739/12.8%	\$8,043/.843%		\$88,421/10.4%		\$13,274/1.45%	

781-TX HIGHER EDUCATION COORD BOARD-Commodity Purchasing Unadjusted Goal is 12.9%									
FUND TYPE	TOTAL EXPENDITURES	TOTAL SPENT WITH NON-HUBS	TOTAL SPENT WITH **ADJ. HUBS 11.5%	TOTAL SPENT WITH *OTHER HUBS 1.1%	BLACK	**ADJUSTED HUB GOAL 12.9% HISPANIC	WOMAN	ASIAN PACIFIC	*OTHER HUB GOAL 1.1% NATIVE AMERICAN
T	\$1,119,683	\$669,634/77.6%	\$177,200/15.8%	\$72,949/6.51%	\$3,670/.327%	\$66,140/5.81%	\$108,389/9.88%		\$72,949/6.51%
N									
S									
TC	\$111,718	\$111,325/99.6%	\$278/.248%	\$114/.102%			\$278/.248%		\$114/.102%
C	\$1,007,964	\$758,208/75.2%	\$178,221/17.5%	\$72,834/7.22%	\$3,670/.364%	\$66,140/6.46%	\$108,110/10.7%		\$72,834/7.22%

DB = DEBIT (NEGATIVE AMOUNT) * = OTHER HUBS ** = ADJUSTED HUBS *** = DOLLARS REPORTED BUT NOT SHOWN IN THESE COLUMNS. SEE COVER LETTER PARA. 4
T-TREASURY, N-NON-TREASURY, S-SUBCONTRACTOR FUNDS & PROCUREMENT CARD HUB PURCHASES, TC-TERM CONTRACT, C-CONSOLIDATED. SEE PAGE 4 OF HUB REPORT FOR FUND TYPE DESCRIPTION.

783-UNIVERSITY OF HOUSTON - SYSTEM-Heavy Construction Unadjusted Goal is 11.9%

FUND TYPE	TOTAL EXPENDITURES	TOTAL SPENT WITH NON-HUBS AMOUNT/%	TOTAL SPENT WITH **ADJ. HUBS 8.8%	TOTAL SPENT WITH *OTHER HUBS 9.3%	**ADJUSTED HUB GOAL 6.4%				*OTHER HUB GOAL 8.3% WOMAN AMOUNT/%
					ASIAN PACIFIC AMOUNT/%	BLACK AMOUNT/%	HISPANIC AMOUNT/%	NATIVE AMERICAN AMOUNT/%	
T	\$386	\$386/100 %							
N	\$12,883	\$12,883/100 %							
S									
-TC									
C	\$13,289	\$13,289/100 %							

783-UNIVERSITY OF HOUSTON - SYSTEM-Building Construction Unadjusted Goal is 26.1%

FUND TYPE	TOTAL EXPENDITURES	TOTAL SPENT WITH NON-HUBS	TOTAL SPENT WITH **ADJ. HUBS 25.1%	TOTAL SPENT WITH *OTHER HUBS 1.0%	**ADJUSTED HUB GOAL 25.1%			*OTHER HUB GOAL 1.0%	
					BLACK	HISPANIC	WOMAN	ASIAN PACIFIC	NATIVE AMERICAN
T	\$3,857	\$3,857/100 %							
N	\$2,827,528	\$2,828,578/99.8%		\$2,950/.104%				\$2,950/.104%	
S	***	***	\$768,361/27.1%	\$34,078/1.20%	\$108,876/3.83%	\$601,106/17.6%	\$158,579/5.60%	\$36,076/1.20%	
-TC									
C	\$2,831,385	\$2,828,435/99.8%	\$768,361/27.1%	\$37,026/1.30%	\$108,876/3.83%	\$501,106/17.6%	\$158,579/5.60%	\$37,026/1.30%	

783-UNIVERSITY OF HOUSTON - SYSTEM-Special Trade Unadjusted Goal is 57.2%

FUND TYPE	TOTAL EXPENDITURES	TOTAL SPENT WITH NON-HUBS	TOTAL SPENT WITH **ADJ. HUBS 47.0%	TOTAL SPENT WITH *OTHER HUBS 10.2%	**ADJUSTED HUB GOAL 47.0%		*OTHER HUB GOAL 10.2%		
					BLACK	HISPANIC	ASIAN PACIFIC	NATIVE AMERICAN	WOMAN
T	\$20,881	\$12,980/61.8%	\$3,667/17.4%	\$4,343/20.6%					
N	\$20,881	\$12,980/61.8%	\$3,667/17.4%	\$4,343/20.6%		\$3,667/17.4%	\$4,343/20.6%		
S									
-TC									
C	\$20,881	\$12,980/61.8%	\$3,667/17.4%	\$4,343/20.6%		\$3,667/17.4%	\$4,343/20.6%		

783-UNIVERSITY OF HOUSTON - SYSTEM-Professional Services Unadjusted Goal is 20.0%

FUND TYPE	TOTAL EXPENDITURES	TOTAL SPENT WITH NON-HUBS	TOTAL SPENT WITH **ADJ. HUBS 18.1%	TOTAL SPENT WITH *OTHER HUBS 1.9%	**ADJUSTED HUB GOAL 18.1%			*OTHER HUB GOAL 1.9%	
					BLACK	HISPANIC	WOMAN	ASIAN PACIFIC	NATIVE AMERICAN
T	\$18,870	\$5,000/26.4%	\$13,870/73.5%						
N	\$18,870	\$5,000/26.4%	\$13,870/73.5%			\$13,870/73.5%			
S									
-TC									
C	\$18,870	\$5,000/26.4%	\$13,870/73.5%			\$13,870/73.5%			

783-UNIVERSITY OF HOUSTON - SYSTEM-Other Services Unadjusted Goal is 33.0%

FUND TYPE	TOTAL EXPENDITURES	TOTAL SPENT WITH NON-HUBS	TOTAL SPENT WITH **ADJ. HUBS 33.0%	**ADJUSTED HUB GOAL 33.0%				
				ASIAN PACIFIC	BLACK	HISPANIC	NATIVE AMERICAN	WOMAN
T	\$847,649	\$647,648/100 %						
N	\$3,224,384	\$3,175,092/98.5%	\$48,272/1.48%				\$47,495/1.47%	\$777/.024%
S								
-TC								
C	\$3,872,014	\$3,823,742/98.7%	\$48,272/1.24%				\$47,485/1.22%	\$777/.020%

783-UNIVERSITY OF HOUSTON - SYSTEM-Commodity Purchasing Unadjusted Goal is 12.6%

FUND TYPE	TOTAL EXPENDITURES	TOTAL SPENT WITH NON-HUBS	TOTAL SPENT WITH **ADJ. HUBS 11.5%	TOTAL SPENT WITH *OTHER HUBS 1.1%	**ADJUSTED HUB GOAL 11.5%			*OTHER HUB GOAL 1.1%	
					BLACK	HISPANIC	WOMAN	ASIAN PACIFIC	NATIVE AMERICAN
T	\$71,014	\$82,246/87.6%	\$8,772/12.3%						
N	\$245,522	\$238,443/97.1%	\$8,446/2.62%	\$631/.257%		\$3,043/4.28%	\$6,729/8.06%		
S						\$88/.040%	\$8,347/2.56%	\$631/.257%	
-TC									
C	\$316,541	\$300,890/94.9%	\$15,218/4.80%	\$631/.199%		\$3,141/.992%	\$12,077/3.81%	\$631/.199%	

DB = DEBIT (NEGATIVE AMOUNT) * = OTHER HUBS ** = ADJUSTED HUBS *** = DOLLARS REPORTED BUT NOT SHOWN IN THESE COLUMNS. SEE COVER LETTER PARA. 4
T=TREASURY, N=NON-TREASURY, S=SUBCONTRACTOR FUNDS & PROCUREMENT CARD HUB PURCHASES, TC=TERM CONTRACT, C=CONSOLIDATED. SEE PAGE 4 OF HUB REPORT FOR FUND TYPE DESCRIPTION.

784-UNIVERSITY OF HOUSTON - DOWNTOWN-Heavy Construction Unadjusted Goal is 11.9%

FUND TYPE	TOTAL EXPENDITURES	TOTAL SPENT WITH NON-HUBS AMOUNT/%	TOTAL SPENT WITH **ADJ. HUBS 6.6% AMOUNT/%	TOTAL SPENT WITH *OTHER HUBS 5.3% AMOUNT/%	**ADJUSTED HUB GOAL 6.6%			*OTHER HUB GOAL 5.3%	
					ASIAN PACIFIC AMOUNT/%	BLACK AMOUNT/%	HISPANIC AMOUNT/%	NATIVE AMERICAN AMOUNT/%	WOMAN AMOUNT/%
T	\$91,127	\$1,527/1.67%	\$71,250/78.1%	\$18,350/20.1%		\$71,250/78.1%			\$18,350/20.1%
N									
S									
-TC									
C	\$91,127	\$1,527/1.67%	\$71,250/78.1%	\$18,350/20.1%		\$71,250/78.1%			\$18,350/20.1%

784-UNIVERSITY OF HOUSTON - DOWNTOWN-Building Construction Unadjusted Goal is 25.1%

FUND TYPE	TOTAL EXPENDITURES	TOTAL SPENT WITH NON-HUBS	TOTAL SPENT WITH **ADJ. HUBS 25.1%	TOTAL SPENT WITH *OTHER HUBS 1.0%	**ADJUSTED HUB GOAL 25.1%			*OTHER HUB GOAL 1.0%	
					BLACK	HISPANIC	WOMAN	ASIAN PACIFIC	NATIVE AMERICAN
T	\$1,113,399	\$1,062,560/95.4%	\$2,497/.224%	\$48,342/4.34%		\$2,497/.224%			\$48,342/4.34%
N	\$109,455	\$46,466/42.4%	\$62,989/57.5%			\$62,989/57.5%			
S									
-TC									
C	\$1,222,855	\$1,109,026/90.8%	\$65,486/5.35%	\$48,342/3.95%		\$65,486/5.35%			\$48,342/3.95%

784-UNIVERSITY OF HOUSTON - DOWNTOWN-Special Trade Unadjusted Goal is 57.2%

FUND TYPE	TOTAL EXPENDITURES	TOTAL SPENT WITH NON-HUBS	TOTAL SPENT WITH **ADJ. HUBS 47.0%	TOTAL SPENT WITH *OTHER HUBS 10.2%	**ADJUSTED HUB GOAL 47.0%			*OTHER HUB GOAL 10.2%	
					BLACK	HISPANIC	WOMAN	ASIAN PACIFIC	NATIVE AMERICAN
T	\$357,784	\$357,020/99.7%	\$743/.207%	\$922/.243%		\$743/.207%			\$922/.243%
N	\$378,372	\$377,180/99.6%	\$268/.088%	\$922/.243%		\$259/.068%			\$922/.243%
S									
-TC									
C	\$736,136	\$734,211/99.7%	\$1,003/.136%	\$922/.125%		\$1,003/.136%			\$922/.125%

784-UNIVERSITY OF HOUSTON - DOWNTOWN-Professional Services Unadjusted Goal is 20.0%

FUND TYPE	TOTAL EXPENDITURES	TOTAL SPENT WITH NON-HUBS	TOTAL SPENT WITH **ADJ. HUBS 18.1%	TOTAL SPENT WITH *OTHER HUBS 1.9%	**ADJUSTED HUB GOAL 18.1%			*OTHER HUB GOAL 1.9%	
					BLACK	HISPANIC	WOMAN	ASIAN PACIFIC	NATIVE AMERICAN
T	\$506	\$506/100%							
N	\$4,479	\$4,479/100%							
S									
-TC									
C	\$4,985	\$4,985/100%							

784-UNIVERSITY OF HOUSTON - DOWNTOWN-Other Services Unadjusted Goal is 33.0%

FUND TYPE	TOTAL EXPENDITURES	TOTAL SPENT WITH NON-HUBS	TOTAL SPENT WITH **ADJ. HUBS 33.0%	TOTAL SPENT WITH *OTHER HUBS 1.1%	**ADJUSTED HUB GOAL 33.0%				
					ASIAN PACIFIC	BLACK	HISPANIC	NATIVE AMERICAN	WOMAN
T	\$425,130	\$415,484/97.8%	\$9,266/2.17%	\$14,926/1.55%			\$9,266/2.17%		\$14,926/1.55%
N	\$957,047	\$764,017/79.8%	\$193,029/20.1%	\$14,926/1.07%	\$7,697/.804%	\$126,759/13.2%	\$43,647/4.56%		\$14,926/1.07%
S									
-TC									
C	\$1,382,177	\$1,179,482/85.3%	\$202,294/14.6%	\$14,926/1.07%	\$7,697/.556%	\$126,759/9.17%	\$52,912/3.82%		\$14,926/1.07%

784-UNIVERSITY OF HOUSTON - DOWNTOWN-Commodity Purchasing Unadjusted Goal is 12.8%

FUND TYPE	TOTAL EXPENDITURES	TOTAL SPENT WITH NON-HUBS	TOTAL SPENT WITH **ADJ. HUBS 11.3%	TOTAL SPENT WITH *OTHER HUBS 1.1%	**ADJUSTED HUB GOAL 11.6%				*OTHER HUB GOAL 1.1%	
					BLACK	HISPANIC	WOMAN	ASIAN PACIFIC	NATIVE AMERICAN	
T	\$1,173,664	\$1,127,128/96.0%	\$40,426/3.44%	\$8,107/.520%			\$19,021/1.62%		\$8,107/.520%	
N	\$1,022,651	\$887,643/86.7%	\$91,584/8.95%	\$43,423/4.24%	\$3,928/.334%	\$17,477/1.46%	\$19,021/1.62%		\$8,107/.520%	
S					\$8,067/.788%	\$11,345/1.10%	\$72,171/7.05%		\$41,327/4.04%	
-TC									\$2,086/.204%	
C	\$2,196,315	\$2,014,773/91.7%	\$132,010/6.01%	\$48,531/2.25%	\$11,995/.546%	\$28,622/1.31%	\$91,182/4.15%		\$47,445/2.16%	

DB = DEBIT (NEGATIVE AMOUNT) * = OTHER HUBS ** = ADJUSTED HUBS *** = DOLLARS REPORTED BUT NOT SHOWN IN THESE COLUMNS. SEE COVER LETTER PARA. 4
T=TREASURY, N=NON-TREASURY, S=SUBCONTRACTOR FUNDS & PROCUREMENT CARD HUB PURCHASES, TC=TERM CONTRACT, C=CONSOLIDATED. SEE PAGE 4 OF HUB REPORT FOR FUND TYPE DESCRIPTION.

785-UNIV OF TEXAS HEALTH CENTER AT TYLER-Heavy Construction Unadjusted Goal is 11.9%

FUND TYPE	TOTAL EXPENDITURES	TOTAL SPENT WITH NON-HUBS AMOUNT/%	TOTAL SPENT WITH **ADJ. HUBS 6.6% AMOUNT/%	TOTAL SPENT WITH *OTHER HUBS 5.3% AMOUNT/%	**ADJUSTED HUB GOAL 6.6%				*OTHER HUB GOAL 5.3% WOMAN AMOUNT/%
					ASIAN PACIFIC AMOUNT/%	BLACK AMOUNT/%	HISPANIC AMOUNT/%	NATIVE AMERICAN AMOUNT/%	
T									
N	\$38,111	\$38,111/100 %							
S									
-TC									
C	\$38,111	\$38,111/100 %							

785-UNIV OF TEXAS HEALTH CENTER AT TYLER-Building Construction Unadjusted Goal is 26.1%

FUND TYPE	TOTAL EXPENDITURES	TOTAL SPENT WITH NON-HUBS	TOTAL SPENT WITH **ADJ. HUBS 25.1%	TOTAL SPENT WITH *OTHER HUBS 1.0%	**ADJUSTED HUB GOAL 25.1%			*OTHER HUB GOAL 1.0%	
					BLACK	HISPANIC	WOMAN	ASIAN PACIFIC	NATIVE AMERICAN
T									
N	\$79,835	\$79,835/100 %							
S									
-TC									
C	\$79,835	\$79,835/100 %							

785-UNIV OF TEXAS HEALTH CENTER AT TYLER-Special Trade Unadjusted Goal is 57.2%

FUND TYPE	TOTAL EXPENDITURES	TOTAL SPENT WITH NON-HUBS	TOTAL SPENT WITH **ADJ. HUBS 47.0%	TOTAL SPENT WITH *OTHER HUBS 10.2%	**ADJUSTED HUB GOAL 47.0%		*OTHER HUB GOAL 10.2%		
					BLACK	HISPANIC	ASIAN PACIFIC	NATIVE AMERICAN	WOMAN
T									
N	\$829,504	\$800,981/96.5%		\$28,523/3.43%					\$28,523/3.43%
S	***	***		\$41,500/5.00%					\$41,500/5.00%
-TC									
C	\$829,504	\$800,981/96.5%		\$70,023/8.44%					\$70,023/8.44%

785-UNIV OF TEXAS HEALTH CENTER AT TYLER-Professional Services Unadjusted Goal is 20.0%

FUND TYPE	TOTAL EXPENDITURES	TOTAL SPENT WITH NON-HUBS	TOTAL SPENT WITH **ADJ. HUBS 18.1%	TOTAL SPENT WITH *OTHER HUBS 1.9%	**ADJUSTED HUB GOAL 18.1%			*OTHER HUB GOAL 1.9%	
					BLACK	HISPANIC	WOMAN	ASIAN PACIFIC	NATIVE AMERICAN
T									
N	\$455,803	\$455,238/99.9%	\$364/.080%						\$364/.080%
S									
-TC									
C	\$455,803	\$455,238/99.9%	\$364/.080%						\$364/.080%

785-UNIV OF TEXAS HEALTH CENTER AT TYLER-Other Services Unadjusted Goal is 33.0%

FUND TYPE	TOTAL EXPENDITURES	TOTAL SPENT WITH NON-HUBS	TOTAL SPENT WITH **ADJ. HUBS 33.0%	**ADJUSTED HUB GOAL 33.0%				
				ASIAN PACIFIC	BLACK	HISPANIC	NATIVE AMERICAN	WOMAN
T	\$112,884	\$112,884/100 %						
N	\$3,170,178	\$2,868,485/90.4%	\$301,694/9.51%					
S								
-TC	\$4,682	\$4,682/100 %						
C	\$3,278,182	\$2,976,485/90.7%	\$301,694/9.20%			\$6,961/.218%		\$284,732/8.28%

785-UNIV OF TEXAS HEALTH CENTER AT TYLER-Commodity Purchasing Unadjusted Goal is 12.8%

FUND TYPE	TOTAL EXPENDITURES	TOTAL SPENT WITH NON-HUBS	TOTAL SPENT WITH **ADJ. HUBS 11.5%	TOTAL SPENT WITH *OTHER HUBS 1.1%	**ADJUSTED HUB GOAL 11.5%			*OTHER HUB GOAL 1.1%	
					BLACK	HISPANIC	WOMAN	ASIAN PACIFIC	NATIVE AMERICAN
T	\$1,150	\$1,150/100 %							
N	\$13,495,031	\$12,991,805/96.2%	\$484,046/3.43%	\$39,178/.290%	\$56,773/.420%	\$26,256/.194%	\$381,018/2.82%	\$39,178/.290%	
S									
-TC	\$48,154	\$47,526/98.6%	\$222/.463%	\$404/.840%			\$222/.463%	\$404/.840%	
C	\$13,448,027	\$12,844,278/96.2%	\$484,873/3.45%	\$38,774/.288%	\$56,773/.422%	\$27,407/.203%	\$380,793/2.83%	\$38,774/.288%	

DB = DEBIT (NEGATIVE AMOUNT) * = OTHER HUBS ** = ADJUSTED HUBS *** = DOLLARS REPORTED BUT NOT SHOWN IN THESE COLUMNS. SEE COVER LETTER PARA. 4
T=TREASURY, N=NON-TREASURY, S=SUBCONTRACTOR FUNDS & PROCUREMENT CARD HUB PURCHASES, TC=TERM CONTRACT, C=CONSOLIDATED. SEE PAGE 4 OF HUB REPORT FOR FUND TYPE DESCRIPTION.

787-LAMAR STATE COLLEGE - ORANGE-Heavy Construction Unadjusted Goal is 11.9%

FUND TYPE	TOTAL EXPENDITURES	TOTAL SPENT WITH NON-HUBS AMOUNT/%	TOTAL SPENT WITH **ADJ. HUBS 8.6%	TOTAL SPENT WITH *OTHER HUBS 3.3%	**ADJUSTED HUB GOAL 9.6%			*OTHER HUB GOAL 5.3%
					ASIAN PACIFIC AMOUNT/%	BLACK AMOUNT/%	HISPANIC AMOUNT/%	
T	\$16,054	\$16,054/100 %						
N	\$1,518	\$1,518/100 %						
S								
-TC								
C	\$17,573	\$17,573/100 %						

787-LAMAR STATE COLLEGE - ORANGE-Building Construction Unadjusted Goal is 26.1%

FUND TYPE	TOTAL EXPENDITURES	TOTAL SPENT WITH NON-HUBS	TOTAL SPENT WITH **ADJ. HUBS 25.1%	TOTAL SPENT WITH *OTHER HUBS 1.0%	**ADJUSTED HUB GOAL 25.1%			*OTHER HUB GOAL 1.0%	
					BLACK	HISPANIC	WOMAN	ASIAN PACIFIC	NATIVE AMERICAN
T	\$144,314	\$144,314/100 %							
N	\$144,314	\$144,314/100 %							
S									
-TC									
C	\$144,314	\$144,314/100 %							

787-LAMAR STATE COLLEGE - ORANGE-Special Trade Unadjusted Goal is 57.2%

FUND TYPE	TOTAL EXPENDITURES	TOTAL SPENT WITH NON-HUBS	TOTAL SPENT WITH **ADJ. HUBS 47.0%	TOTAL SPENT WITH *OTHER HUBS 10.2%	**ADJUSTED HUB GOAL 47.0%			*OTHER HUB GOAL 10.2%		
					BLACK	HISPANIC	WOMAN	ASIAN PACIFIC	NATIVE AMERICAN	WOMAN
T	\$295	\$295/100 %								
N	\$11,179	\$11,179/100 %								
S										
-TC										
C	\$11,474	\$11,474/100 %								

787-LAMAR STATE COLLEGE - ORANGE-Professional Services Unadjusted Goal is 20.0%

FUND TYPE	TOTAL EXPENDITURES	TOTAL SPENT WITH NON-HUBS	TOTAL SPENT WITH **ADJ. HUBS 18.1%	TOTAL SPENT WITH *OTHER HUBS 1.9%	**ADJUSTED HUB GOAL 18.1%			*OTHER HUB GOAL 1.9%	
					BLACK	HISPANIC	WOMAN	ASIAN PACIFIC	NATIVE AMERICAN
T									
N									
S									
-TC									
C									

787-LAMAR STATE COLLEGE - ORANGE-Other Services Unadjusted Goal is 33.0%

FUND TYPE	TOTAL EXPENDITURES	TOTAL SPENT WITH NON-HUBS	TOTAL SPENT WITH **ADJ. HUBS 33.0%	TOTAL SPENT WITH *OTHER HUBS 1.1%	**ADJUSTED HUB GOAL 33.0%				
					ASIAN PACIFIC	BLACK	HISPANIC	NATIVE AMERICAN	WOMAN
T	\$201,519	\$200,379/99.4%	\$1,140/.665%		\$620/.307%				\$520/.254%
N	\$128,832	\$128,832/100 %							
S									
-TC	\$1,015	\$1,015/100 %							
C	\$329,336	\$328,196/99.6%	\$1,140/.346%		\$620/.188%				\$520/.167%

787-LAMAR STATE COLLEGE - ORANGE-Commodity Purchasing Unadjusted Goal is 12.6%

FUND TYPE	TOTAL EXPENDITURES	TOTAL SPENT WITH NON-HUBS	TOTAL SPENT WITH **ADJ. HUBS 11.5%	TOTAL SPENT WITH *OTHER HUBS 1.1%	**ADJUSTED HUB GOAL 11.5%			*OTHER HUB GOAL 1.1%	
					BLACK	HISPANIC	WOMAN	ASIAN PACIFIC	NATIVE AMERICAN
T	\$608,276	\$487,851/82.4%	\$22,584/4.46%	\$15,839/3.12%	\$16,578/3.27%	\$6,005/1.16%	\$15,839/3.12%		
N	\$267,401	\$266,380/98.8%	\$11,020/4.12%		\$4,660/1.74%	\$6,380/2.37%			
S									
-TC	\$29,286	\$29,286/100 %							
C	\$744,380	\$694,936/93.3%	\$33,805/4.51%	\$16,839/2.12%	\$21,238/2.85%	\$12,368/1.66%	\$15,839/2.12%		

DR = DEBIT (NEGATIVE AMOUNT) * = OTHER HUBS ** = ADJUSTED HUBS *** = DOLLARS REPORTED BUT NOT SHOWN IN THESE COLUMNS. SEE COVER LETTER PARA. 4
T=TREASURY, N=NON-TREASURY, S=SUBCONTRACTOR FUNDS & PROCUREMENT CARD HUB PURCHASES, TC=TERM CONTRACT, C=CONSOLIDATED. SEE PAGE 4 OF HUB REPORT FOR FUND TYPE DESCRIPTION.

788-LAMAR STATE COLLEGE - PORT ARTHUR-Heavy Construction Unadjusted Goal is 11.8%

FUND TYPE	TOTAL EXPENDITURES	TOTAL SPENT WITH NON-HUBS AMOUNT/%	TOTAL SPENT WITH **ADJ. HUBS 8.6% AMOUNT/%	TOTAL SPENT WITH *OTHER HUBS 5.3% AMOUNT/%	**ADJUSTED HUB GOAL 8.6%				*OTHER HUB GOAL 5.3% WOMAN AMOUNT/%
					ASIAN PACIFIC AMOUNT/%	BLACK AMOUNT/%	HISPANIC AMOUNT/%	NATIVE AMERICAN AMOUNT/%	
T	\$775	\$775/100 %							
N	\$48,676	\$48,675/100 %							
S									
-TC									
C	\$48,450	\$48,450/100 %							

788-LAMAR STATE COLLEGE - PORT ARTHUR-Building Construction Unadjusted Goal is 26.1%

FUND TYPE	TOTAL EXPENDITURES	TOTAL SPENT WITH NON-HUBS	TOTAL SPENT WITH **ADJ. HUBS 25.1% AMOUNT/%	TOTAL SPENT WITH *OTHER HUBS 1.0% AMOUNT/%	**ADJUSTED HUB GOAL 25.1%			*OTHER HUB GOAL 1.0%	
					BLACK	HISPANIC	WOMAN	ASIAN PACIFIC	NATIVE AMERICAN
T	\$973,578	\$973,578/100 %							
N	\$1,418,437	\$1,418,437/100 %							
S	***	***	\$78,138/3.26%					\$78,138/3.26%	
-TC									
C	\$2,392,015	\$2,392,015/100 %	\$78,138/3.26%					\$78,138/3.26%	

788-LAMAR STATE COLLEGE - PORT ARTHUR-Special Trade Unadjusted Goal is 57.2%

FUND TYPE	TOTAL EXPENDITURES	TOTAL SPENT WITH NON-HUBS	TOTAL SPENT WITH **ADJ. HUBS 47.0% AMOUNT/%	TOTAL SPENT WITH *OTHER HUBS 10.2% AMOUNT/%	**ADJUSTED HUB GOAL 47.0%		*OTHER HUB GOAL 10.2%		
					BLACK	HISPANIC	ASIAN PACIFIC	NATIVE AMERICAN	WOMAN
T	\$378,932	\$322,047/84.9%		\$56,886/15.0%					\$56,886/15.0%
N	\$260,913	\$203,528/78.0%		\$57,385/21.9%					\$57,385/21.9%
S									
-TC									
C	\$639,846	\$525,575/82.1%		\$114,271/17.8%					\$114,271/17.8%

788-LAMAR STATE COLLEGE - PORT ARTHUR-Professional Services Unadjusted Goal is 20.0%

FUND TYPE	TOTAL EXPENDITURES	TOTAL SPENT WITH NON-HUBS	TOTAL SPENT WITH **ADJ. HUBS 18.1% AMOUNT/%	TOTAL SPENT WITH *OTHER HUBS 1.9% AMOUNT/%	**ADJUSTED HUB GOAL 18.1%			*OTHER HUB GOAL 1.9%	
					BLACK	HISPANIC	WOMAN	ASIAN PACIFIC	NATIVE AMERICAN
T	\$65,884	\$66,494/100 %							
N	\$67,833	\$67,833/100 %							
S									
-TC									
C	\$133,727	\$133,727/100 %							

788-LAMAR STATE COLLEGE - PORT ARTHUR-Other Services Unadjusted Goal is 33.0%

FUND TYPE	TOTAL EXPENDITURES	TOTAL SPENT WITH NON-HUBS	TOTAL SPENT WITH **ADJ. HUBS 23.0% AMOUNT/%	**ADJUSTED HUB GOAL 33.0%				
				ASIAN PACIFIC	BLACK	HISPANIC	NATIVE AMERICAN	WOMAN
T	\$98,586	\$98,586/100 %						
N	\$293,188	\$292,913/99.8%	\$273/.093%					\$273/.093%
S								
-TC	\$4	\$4/100 %						
C	\$391,778	\$391,504/99.8%	\$273/.098%					\$273/.098%

788-LAMAR STATE COLLEGE - PORT ARTHUR-Commodity Purchasing Unadjusted Goal is 12.6%

FUND TYPE	TOTAL EXPENDITURES	TOTAL SPENT WITH NON-HUBS	TOTAL SPENT WITH **ADJ. HUBS 11.6% AMOUNT/%	TOTAL SPENT WITH *OTHER HUBS 1.1% AMOUNT/%	**ADJUSTED HUB GOAL 11.6%			*OTHER HUB GOAL 1.1%	
					BLACK	HISPANIC	WOMAN	ASIAN PACIFIC	NATIVE AMERICAN
T	\$1,163,088	\$811,438/78.3%	\$193,857/16.6%	\$57,792/4.96%					
N	\$442,271	\$358,489/81.0%	\$33,540/7.56%	\$50,241/11.3%	\$35,499/3.05%	\$158,387/13.6%	\$57,792/4.96%	\$50,241/11.3%	
S					\$7,384/1.66%	\$26,155/6.91%			
-TC	\$34,083	\$34,083/100 %							
C	\$1,671,276	\$1,235,844/78.6%	\$227,397/14.4%	\$108,034/6.67%	\$42,884/2.72%	\$184,513/11.7%	\$108,034/6.87%		

DB = DEBIT (NEGATIVE AMOUNT) * = OTHER HUBS ** = ADJUSTED HUBS *** = DOLLARS REPORTED BUT NOT SHOWN IN THESE COLUMNS. SEE COVER LETTER PARA. 4
T-TREASURY, N=NON-TREASURY, S-SUBCONTRACTOR FUNDS & PROCUREMENT CARD HUB PURCHASES, TC-TERM CONTRACT, C=CONSOLIDATED. SEE PAGE 4 OF HUB REPORT FOR FUND TYPE DESCRIPTION.

745-LAMAR INSTITUTE OF TECHNOLOGY-Heavy Construction Unadjusted Goal is 11.9%

FUND TYPE	TOTAL EXPENDITURES	TOTAL SPENT WITH NON-HUBS AMOUNT/%	TOTAL SPENT WITH **ADJ. HUBS 6.6% AMOUNT/%	TOTAL SPENT WITH *OTHER HUBS 5.2% AMOUNT/%	**ADJUSTED HUB GOAL 6.6%				*OTHER HUB GOAL 5.3% WOMAN AMOUNT/%
					ASIAN PACIFIC AMOUNT/%	BLACK AMOUNT/%	HISPANIC AMOUNT/%	NATIVE AMERICAN AMOUNT/%	
T	\$18,586	\$18,586/100 %							
N									
S									
-TC									
C	\$18,586	\$18,586/100 %							

749-LAMAR INSTITUTE OF TECHNOLOGY-Building Construction Unadjusted Goal is 26.1%

FUND TYPE	TOTAL EXPENDITURES	TOTAL SPENT WITH NON-HUBS	TOTAL SPENT WITH **ADJ. HUBS 25.1%	TOTAL SPENT WITH *OTHER HUBS 1.0%	**ADJUSTED HUB GOAL 25.1%			*OTHER HUB GOAL 1.0%	
					BLACK	HISPANIC	WOMAN	ASIAN PACIFIC	NATIVE AMERICAN
T									
N									
S									
-TC									
C									

748-LAMAR INSTITUTE OF TECHNOLOGY-Special Trade Unadjusted Goal is 57.2%

FUND TYPE	TOTAL EXPENDITURES	TOTAL SPENT WITH NON-HUBS	TOTAL SPENT WITH **ADJ. HUBS 47.0%	TOTAL SPENT WITH *OTHER HUBS 10.2%	**ADJUSTED HUB GOAL 47.0%		*OTHER HUB GOAL 10.2%		
					BLACK	HISPANIC	ASIAN PACIFIC	NATIVE AMERICAN	WOMAN
T	\$82,186	\$67,529/73.2%		\$24,656/26.7%					\$24,656/26.7%
N	\$24,420			\$24,420/100 %					\$24,420/100 %
S									
-TC									
C	\$116,606	\$67,529/57.9%		\$49,076/42.0%					\$49,076/42.0%

788-LAMAR INSTITUTE OF TECHNOLOGY-Professional Services Unadjusted Goal is 20.0%

FUND TYPE	TOTAL EXPENDITURES	TOTAL SPENT WITH NON-HUBS	TOTAL SPENT WITH **ADJ. HUBS 18.1%	TOTAL SPENT WITH *OTHER HUBS 1.9%	**ADJUSTED HUB GOAL 18.1%			*OTHER HUB GOAL 1.9%	
					BLACK	HISPANIC	WOMAN	ASIAN PACIFIC	NATIVE AMERICAN
T	\$21,598	\$21,598/100 %							
N									
S									
-TC									
C	\$21,598	\$21,598/100 %							

789-LAMAR INSTITUTE OF TECHNOLOGY-Other Services Unadjusted Goal is 33.0%

FUND TYPE	TOTAL EXPENDITURES	TOTAL SPENT WITH NON-HUBS	TOTAL SPENT WITH **ADJ. HUBS 33.0%	**ADJUSTED HUB GOAL 33.0%				
				ASIAN PACIFIC	BLACK	HISPANIC	NATIVE AMERICAN	WOMAN
T	\$256,891	\$247,690/96.6%	\$11,160/4.31%					\$11,160/4.31%
N	\$99,002	\$99,002/100 %						
S								
-TC	\$492	\$492/100 %						
C	\$367,380	\$348,200/96.6%	\$11,160/3.12%					\$11,160/3.12%

788-LAMAR INSTITUTE OF TECHNOLOGY-Commodity Purchasing Unadjusted Goal is 12.6%

FUND TYPE	TOTAL EXPENDITURES	TOTAL SPENT WITH NON-HUBS	TOTAL SPENT WITH **ADJ. HUBS 11.1%	TOTAL SPENT WITH *OTHER HUBS 1.1%	**ADJUSTED HUB GOAL 11.6%			*OTHER HUB GOAL 1.1%	
					BLACK	HISPANIC	WOMAN	ASIAN PACIFIC	NATIVE AMERICAN
T	\$1,497,820	\$1,438,965/96.0%	\$37,302/2.49%	\$21,652/1.44%	\$3,133/.209%	\$16,714/1.11%	\$17,455/1.16%	\$21,652/1.44%	
N	\$206,507	\$204,033/99.2%	\$452/.225%	\$1,011/.492%	\$59/.029%	\$229/.111%	\$173/.084%	\$1,011/.492%	
S									
-TC	\$58,101	\$58,101/100 %							
C	\$1,647,325	\$1,585,896/96.3%	\$37,785/2.29%	\$22,663/1.37%	\$3,193/.193%	\$16,943/1.02%	\$17,628/1.07%	\$22,663/1.37%	

DE = DEBIT (NEGATIVE AMOUNT) * = OTHER HUBS ** = ADJUSTED HUBS *** = DOLLARS REPORTED BUT NOT SHOWN IN THESE COLUMNS. SEE COVER LETTER PARA. 4
T-TREASURY, N-NON-TREASURY, S-SUBCONTRACTOR FUNDS & PROCUREMENT CARD HUB PURCHASES, TC-TERM CONTRACT, C-CONSOLIDATED. SEE PAGE 4 OF HUB REPORT FOR FUND TYPE DESCRIPTION.

802-PARKS AND WILDLIFE DEPARTMENT-Heavy Construction Unadjusted Goal is 11.9%

FUND TYPE	TOTAL EXPENDITURES	TOTAL SPENT WITH NON-HUBS AMOUNT/%	TOTAL SPENT WITH **ADJ. HUBS 6.5% AMOUNT/%	TOTAL SPENT WITH *OTHER HUBS 5.3% AMOUNT/%	**ADJUSTED HUB GOAL 6.5%				*OTHER HUB GOAL 5.3% WOMAN AMOUNT/%
					ASIAN PACIFIC AMOUNT/%	BLACK AMOUNT/%	HISPANIC AMOUNT/%	NATIVE AMERICAN AMOUNT/%	
T	\$269,436	\$258,363/98.6%	\$275/.095%	\$800/.276%			\$275/.095%		\$800/.278%
N									
S									
-TC	\$843	\$843/100%							
C	\$268,494	\$257,418/98.6%	\$275/.095%	\$800/.277%			\$275/.095%		\$800/.277%

802-PARKS AND WILDLIFE DEPARTMENT-Building Construction Unadjusted Goal is 26.1%

FUND TYPE	TOTAL EXPENDITURES	TOTAL SPENT WITH NON-HUBS	TOTAL SPENT WITH **ADJ. HUBS 25.1%	TOTAL SPENT WITH *OTHER HUBS 1.0%	**ADJUSTED HUB GOAL 25.1%			*OTHER HUB GOAL 1.0%	
					BLACK	HISPANIC	WOMAN	ASIAN PACIFIC	NATIVE AMERICAN
T	\$3,453,820	\$2,960,277/86.2%	\$458,974/13.2%	\$14,567/.421%	\$3,889/.112%	\$284,288/8.23%	\$170,817/4.84%	\$8,851/.256%	\$5,716/.165%
N									
S	***	***	\$247,575/7.18%		\$247,575/7.18%				
-TC	\$41,747	\$36,151/86.5%	\$6,598/13.4%				\$6,598/13.4%		
C	\$3,412,073	\$2,944,128/86.2%	\$700,853/20.5%	\$14,567/.426%	\$251,464/7.36%	\$284,264/8.33%	\$165,220/4.84%	\$8,851/.258%	\$6,716/.167%

802-PARKS AND WILDLIFE DEPARTMENT-Special Trade Unadjusted Goal is 57.2%

FUND TYPE	TOTAL EXPENDITURES	TOTAL SPENT WITH NON-HUBS	TOTAL SPENT WITH **ADJ. HUBS 47.0%	TOTAL SPENT WITH *OTHER HUBS 19.2%	**ADJUSTED HUB GOAL 47.0%		*OTHER HUB GOAL 10.2%		
					BLACK	HISPANIC	ASIAN PACIFIC	NATIVE AMERICAN	WOMAN
T	\$6,054,924	\$5,651,011/93.3%	\$136,148/2.24%	\$267,764/4.42%	\$38,407/.650%	\$96,740/1.59%			\$267,764/4.42%
N									
S	***	***		\$13,321/.222%					\$13,321/.222%
-TC	\$36,804	\$10,600/28.8%		\$26,204/71.1%					\$26,204/71.1%
C	\$6,018,119	\$5,640,411/93.7%	\$136,148/2.26%	\$254,881/4.23%	\$38,407/.654%	\$96,740/1.60%			\$254,881/4.23%

802-PARKS AND WILDLIFE DEPARTMENT-Professional Services Unadjusted Goal is 20.0%

FUND TYPE	TOTAL EXPENDITURES	TOTAL SPENT WITH NON-HUBS	TOTAL SPENT WITH **ADJ. HUBS 18.1%	TOTAL SPENT WITH *OTHER HUBS 1.9%	**ADJUSTED HUB GOAL 18.1%			*OTHER HUB GOAL 1.9%	
					BLACK	HISPANIC	WOMAN	ASIAN PACIFIC	NATIVE AMERICAN
T	\$12,216	\$12,216/100%							
N									
S									
-TC									
C	\$12,216	\$12,216/100%							

802-PARKS AND WILDLIFE DEPARTMENT-Other Services Unadjusted Goal is 33.0%

FUND TYPE	TOTAL EXPENDITURES	TOTAL SPENT WITH NON-HUBS	TOTAL SPENT WITH **ADJ. HUBS 33.0%	**ADJUSTED HUB GOAL 33.0%				
				ASIAN PACIFIC	BLACK	HISPANIC	NATIVE AMERICAN	WOMAN
T	\$7,286,164	\$6,948,417/95.3%	\$337,747/4.63%	\$38,661/.544%	\$5,680/.078%	\$82,472/1.26%	\$46,890/.623%	\$154,032/2.11%
N								
S								
-TC	\$152,191	\$152,191/100%						
C	\$7,133,973	\$6,796,225/96.2%	\$337,747/4.73%	\$38,661/.556%	\$5,680/.078%	\$82,472/1.25%	\$46,890/.643%	\$154,032/2.15%

802-PARKS AND WILDLIFE DEPARTMENT-Commodity Purchasing Unadjusted Goal is 12.8%

FUND TYPE	TOTAL EXPENDITURES	TOTAL SPENT WITH NON-HUBS	TOTAL SPENT WITH **ADJ. HUBS 11.5%	TOTAL SPENT WITH *OTHER HUBS 1.1%	**ADJUSTED HUB GOAL 11.5%			*OTHER HUB GOAL 1.1%	
					BLACK	HISPANIC	WOMAN	ASIAN PACIFIC	NATIVE AMERICAN
T	\$10,828,743	\$10,326,174/94.4%	\$373,366/3.41%	\$230,202/2.10%	\$14,858/.136%	\$92,380/.845%	\$266,027/2.43%	\$228,380/2.08%	\$1,821/.016%
N									
S	***	***	\$371,318/7.82%	\$14,842/.312%	\$76,652/1.61%	\$45,362/.955%	\$298,301/5.25%	\$13,440/.283%	\$1,402/.029%
-TC	\$2,290,508	\$2,214,009/96.6%	\$76,091/3.32%	\$705/.030%	\$363/.015%	\$1,401/.061%	\$74,328/3.24%	\$488/.021%	\$215/.009%
C	\$8,638,936	\$8,112,164/93.9%	\$668,694/7.73%	\$244,339/2.82%	\$91,249/1.06%	\$138,341/1.57%	\$441,002/5.10%	\$241,331/2.78%	\$3,007/.034%

DB = DEBIT (NEGATIVE AMOUNT) * = OTHER HUBS ** = ADJUSTED HUBS *** = DOLLARS REPORTED BUT NOT SHOWN IN THESE COLUMNS. SEE COVER LETTER PARA. 4

T=TREASURY, N=NON-TREASURY, S=SUBCONTRACTOR FUNDS & PROCUREMENT CARD HUB PURCHASES, TC=TERM CONTRACT, C=CONSOLIDATED. SEE PAGE 4 OF HUB REPORT FOR FUND TYPE DESCRIPTION.

808-TEXAS HISTORICAL COMMISSION-Heavy Construction Unadjusted Goal is 11.8%

FUND TYPE	TOTAL EXPENDITURES	TOTAL SPENT WITH NON-HUBS AMOUNT/%	TOTAL SPENT WITH **ADJ. HUBS 6.6% AMOUNT/%	TOTAL SPENT WITH *OTHER HUBS 5.3% AMOUNT/%	ASIAN PACIFIC AMOUNT/%	BLACK AMOUNT/%	HISPANIC AMOUNT/%	NATIVE AMERICAN AMOUNT/%	*OTHER HUB GOAL 5.3% WOMAN AMOUNT/%
T	\$2,394	\$2,394/100 %							
N									
S									
-TC									
C	\$2,394	\$2,394/100 %							

808-TEXAS HISTORICAL COMMISSION-Building Construction Unadjusted Goal is 26.1%

FUND TYPE	TOTAL EXPENDITURES	TOTAL SPENT WITH NON-HUBS	TOTAL SPENT WITH **ADJ. HUBS 25.1% AMOUNT/%	TOTAL SPENT WITH *OTHER HUBS 1.0% AMOUNT/%	BLACK AMOUNT/%	HISPANIC AMOUNT/%	WOMAN AMOUNT/%	ASIAN PACIFIC AMOUNT/%	NATIVE AMERICAN AMOUNT/%
T	\$21,25608	\$21,25608							
N									
S									
-TC									
C	\$21,25608	\$21,25608							

808-TEXAS HISTORICAL COMMISSION-Special Trade Unadjusted Goal is 57.2%

FUND TYPE	TOTAL EXPENDITURES	TOTAL SPENT WITH NON-HUBS	TOTAL SPENT WITH **ADJ. HUBS 47.0% AMOUNT/%	TOTAL SPENT WITH *OTHER HUBS 10.2% AMOUNT/%	BLACK AMOUNT/%	HISPANIC AMOUNT/%	WOMAN AMOUNT/%	ASIAN PACIFIC AMOUNT/%	NATIVE AMERICAN AMOUNT/%
T	\$40,622	\$31,012/75.9%	\$400/.979%	\$9,409/23.0%		\$400/.978%			\$9,409/23.0%
N									
S									
-TC									
C	\$40,622	\$31,012/75.9%	\$400/.979%	\$9,409/23.0%		\$400/.978%			\$9,409/23.0%

808-TEXAS HISTORICAL COMMISSION-Professional Services Unadjusted Goal is 20.0%

FUND TYPE	TOTAL EXPENDITURES	TOTAL SPENT WITH NON-HUBS	TOTAL SPENT WITH **ADJ. HUBS 18.1% AMOUNT/%	TOTAL SPENT WITH *OTHER HUBS 1.9% AMOUNT/%	BLACK AMOUNT/%	HISPANIC AMOUNT/%	WOMAN AMOUNT/%	ASIAN PACIFIC AMOUNT/%	NATIVE AMERICAN AMOUNT/%
T	\$2,442	\$2,442/100 %							
N									
S									
-TC									
C	\$2,442	\$2,442/100 %							

808-TEXAS HISTORICAL COMMISSION-Other Services Unadjusted Goal is 33.0%

FUND TYPE	TOTAL EXPENDITURES	TOTAL SPENT WITH NON-HUBS	TOTAL SPENT WITH **ADJ. HUBS 33.0% AMOUNT/%	TOTAL SPENT WITH *OTHER HUBS 1.8% AMOUNT/%	ASIAN PACIFIC AMOUNT/%	BLACK AMOUNT/%	HISPANIC AMOUNT/%	NATIVE AMERICAN AMOUNT/%	WOMAN AMOUNT/%
T	\$185,907	\$175,767/89.7%	\$20,139/10.2%			\$3,963/2.02%	\$1,707/.871%		\$14,469/7.38%
N									
S									
-TC	\$2,743	\$2,244/81.7%	\$499/18.2%						\$499/18.2%
C	\$193,163	\$173,523/89.8%	\$19,640/10.1%			\$3,962/2.05%	\$1,707/.844%		\$13,969/7.23%

808-TEXAS HISTORICAL COMMISSION-Commodity Purchasing Unadjusted Goal is 12.6%

FUND TYPE	TOTAL EXPENDITURES	TOTAL SPENT WITH NON-HUBS	TOTAL SPENT WITH **ADJ. HUBS 11.5% AMOUNT/%	TOTAL SPENT WITH *OTHER HUBS 1.1% AMOUNT/%	BLACK AMOUNT/%	HISPANIC AMOUNT/%	WOMAN AMOUNT/%	ASIAN PACIFIC AMOUNT/%	NATIVE AMERICAN AMOUNT/%
T	\$253,582	\$240,630/94.8%	\$8,165/2.43%	\$8,787/2.87%		\$486/.184%	\$5,698/2.24%		\$8,787/2.87%
N									
S									
-TC	\$18,192	\$18,192/100 %							
C	\$237,390	\$224,438/94.5%	\$8,165/2.69%	\$8,787/2.85%		\$486/.186%	\$5,698/2.40%		\$8,787/2.85%

OB = DEBIT (NEGATIVE AMOUNT) * = OTHER HUBS ** = ADJUSTED HUBS *** = DOLLARS REPORTED BUT NOT SHOWN IN THESE COLUMNS. SEE COVER LETTER PARA. 4
T-TREASURY, N=NON-TREASURY, S-SUBCONTRACTOR FUNDS & PROCUREMENT CARD HUB PURCHASES, TC-TERM CONTRACT, C-CONSOLIDATED. SEE PAGE 4 OF HUB REPORT FOR FUND TYPE DESCRIPTION.

809-STATE PRESERVATION BOARD-Heavy Construction Unadjusted Goal is 11.9%

FUND TYPE	TOTAL EXPENDITURES	TOTAL SPENT WITH NON-HUBS AMOUNT/%	TOTAL SPENT WITH **ADJ. HUBS 6.6%	TOTAL SPENT WITH *OTHER HUBS 5.3%	**ADJUSTED HUB GOAL 6.6%				*OTHER HUB GOAL 6.3% WOMAN AMOUNT/%
					ASIAN PACIFIC AMOUNT/%	BLACK AMOUNT/%	HISPANIC AMOUNT/%	NATIVE AMERICAN AMOUNT/%	
T	\$97,635	\$97,635/100 %							
N	\$425	\$150/35.2%							
S			\$275/64.7%						
-TC									
C	\$98,060	\$97,785/99.7%	\$275/.280%						\$275/64.7%

809-STATE PRESERVATION BOARD-Building Construction Unadjusted Goal is 26.1%

FUND TYPE	TOTAL EXPENDITURES	TOTAL SPENT WITH NON-HUBS	TOTAL SPENT WITH **ADJ. HUBS 25.1%	TOTAL SPENT WITH *OTHER HUBS 1.0%	**ADJUSTED HUB GOAL 25.1%			*OTHER HUB GOAL 1.0%	
					BLACK	HISPANIC	WOMAN	ASIAN PACIFIC	NATIVE AMERICAN
T	\$2,837,465	\$2,837,465/100 %							
N									
S									
-TC									
C	\$2,837,465	\$2,837,465/100 %							

809-STATE PRESERVATION BOARD-Special Trade Unadjusted Goal is 57.2%

FUND TYPE	TOTAL EXPENDITURES	TOTAL SPENT WITH NON-HUBS	TOTAL SPENT WITH **ADJ. HUBS 47.0%	TOTAL SPENT WITH *OTHER HUBS 10.2%	**ADJUSTED HUB GOAL 47.0%		*OTHER HUB GOAL 10.2%		
					BLACK	HISPANIC	ASIAN PACIFIC	NATIVE AMERICAN	WOMAN
T	\$167,944	\$145,466/86.6%	\$11,643/6.93%	\$10,825/6.45%					
N	\$6,923	\$5,031/72.6%		\$1,692/27.3%					
S									
-TC									
C	\$174,867	\$150,497/85.0%	\$11,643/6.65%	\$12,727/7.27%					\$10,838/6.45%

809-STATE PRESERVATION BOARD-Professional Services Unadjusted Goal is 20.0%

FUND TYPE	TOTAL EXPENDITURES	TOTAL SPENT WITH NON-HUBS	TOTAL SPENT WITH **ADJ. HUBS 18.1%	TOTAL SPENT WITH *OTHER HUBS 1.9%	**ADJUSTED HUB GOAL 18.1%			*OTHER HUB GOAL 1.9%	
					BLACK	HISPANIC	WOMAN	ASIAN PACIFIC	NATIVE AMERICAN
T	\$181,726	\$188,597/98.3%	\$3,129/1.83%						
N	\$2,047	\$2,047/100 %							
S									
-TC									
C	\$193,773	\$190,644/98.3%	\$3,129/1.61%						\$3,129/1.61%

809-STATE PRESERVATION BOARD-Other Services Unadjusted Goal is 33.0%

FUND TYPE	TOTAL EXPENDITURES	TOTAL SPENT WITH NON-HUBS	TOTAL SPENT WITH **ADJ. HUBS 33.0%	**ADJUSTED HUB GOAL 33.0%				
				ASIAN PACIFIC	BLACK	HISPANIC	NATIVE AMERICAN	WOMAN
T	\$1,168,573	\$1,137,085/97.2%	\$32,487/2.77%					
N	\$3,020	\$3,020/100 %						
S								
-TC	\$36,549	\$35,338/96.6%	\$1,211/3.31%					
C	\$1,136,045	\$1,104,768/97.2%	\$31,276/2.75%					\$27,447/2.34%

809-STATE PRESERVATION BOARD-Commodity Purchasing Unadjusted Goal is 12.6%

FUND TYPE	TOTAL EXPENDITURES	TOTAL SPENT WITH NON-HUBS	TOTAL SPENT WITH **ADJ. HUBS 11.8%	TOTAL SPENT WITH *OTHER HUBS 1.1%	**ADJUSTED HUB GOAL 11.5%			*OTHER HUB GOAL 1.1%	
					BLACK	HISPANIC	WOMAN	ASIAN PACIFIC	NATIVE AMERICAN
T	\$2,017,753	\$1,892,885/93.8%	\$101,668/5.03%	\$23,073/1.14%					
N	\$81,204	\$90,626/98.3%	\$575/.631%						
S									
-TC	\$39,455	\$39,373/99.7%	\$81/.206%						
C	\$2,069,502	\$1,944,250/93.9%	\$102,178/4.93%	\$23,073/1.11%					\$23,073/1.11%

DB = DEBIT (NEGATIVE AMOUNT) * = OTHER HUBS ** = ADJUSTED HUBS *** = DOLLARS REPORTED BUT NOT SHOWN IN THESE COLUMNS. SEE COVER LETTER PARA. 4
T-TREASURY, N-NON-TREASURY, S-SUBCONTRACTOR FUNDS & PROCUREMENT CARD HUB PURCHASES, TC-TERM CONTRACT, C-CONSOLIDATED. SEE PAGE 4 OF HUB REPORT FOR FUND TYPE DESCRIPTION.

813-TEXAS COMMISSION ON THE ARTS-Heavy Construction Unadjusted Goal is 11.9%

FUND TYPE	TOTAL EXPENDITURES	TOTAL SPENT WITH NON-HUBS AMOUNT/%	TOTAL SPENT WITH **ADJ. HUBS 8.0% AMOUNT/%	TOTAL SPENT WITH *OTHER HUBS 5.3% AMOUNT/%	ASIAN PACIFIC AMOUNT/%	BLACK AMOUNT/%	HISPANIC AMOUNT/%	NATIVE AMERICAN AMOUNT/%	*OTHER HUB GOAL 6.3% WOMAN AMOUNT/%
-----------	--------------------	------------------------------------	--	--	------------------------	----------------	-------------------	--------------------------	-------------------------------------

T
N
S
-TC
C

813-TEXAS COMMISSION ON THE ARTS-Building Construction Unadjusted Goal is 26.1%

FUND TYPE	TOTAL EXPENDITURES	TOTAL SPENT WITH NON-HUBS	TOTAL SPENT WITH **ADJ. HUBS 25.1%	TOTAL SPENT WITH *OTHER HUBS 1.0%	BLACK	HISPANIC	WOMAN	ASIAN PACIFIC	NATIVE AMERICAN
-----------	--------------------	---------------------------	------------------------------------	-----------------------------------	-------	----------	-------	---------------	-----------------

T
N
S
-TC
C

813-TEXAS COMMISSION ON THE ARTS-Special Trade Unadjusted Goal is 57.2%

FUND TYPE	TOTAL EXPENDITURES	TOTAL SPENT WITH NON-HUBS	TOTAL SPENT WITH **ADJ. HUBS 47.0%	TOTAL SPENT WITH *OTHER HUBS 10.2%	BLACK	HISPANIC	ASIAN PACIFIC	NATIVE AMERICAN	WOMAN
-----------	--------------------	---------------------------	------------------------------------	------------------------------------	-------	----------	---------------	-----------------	-------

T
N
S
-TC
C

813-TEXAS COMMISSION ON THE ARTS-Professional Services Unadjusted Goal is 20.0%

FUND TYPE	TOTAL EXPENDITURES	TOTAL SPENT WITH NON-HUBS	TOTAL SPENT WITH **ADJ. HUBS 18.1%	TOTAL SPENT WITH *OTHER HUBS 1.9%	BLACK	HISPANIC	WOMAN	ASIAN PACIFIC	NATIVE AMERICAN
-----------	--------------------	---------------------------	------------------------------------	-----------------------------------	-------	----------	-------	---------------	-----------------

T
N
S
-TC
C

813-TEXAS COMMISSION ON THE ARTS-Other Services Unadjusted Goal is 33.0%

FUND TYPE	TOTAL EXPENDITURES	TOTAL SPENT WITH NON-HUBS	TOTAL SPENT WITH **ADJ. HUBS 33.0%	ASIAN PACIFIC	BLACK	HISPANIC	NATIVE AMERICAN	WOMAN
-----------	--------------------	---------------------------	------------------------------------	---------------	-------	----------	-----------------	-------

T
N
S
-TC
C

813-TEXAS COMMISSION ON THE ARTS-Commodity Purchasing Unadjusted Goal is 12.6%

FUND TYPE	TOTAL EXPENDITURES	TOTAL SPENT WITH NON-HUBS	TOTAL SPENT WITH **ADJ. HUBS 11.5%	TOTAL SPENT WITH *OTHER HUBS 1.1%	BLACK	HISPANIC	WOMAN	ASIAN PACIFIC	NATIVE AMERICAN
-----------	--------------------	---------------------------	------------------------------------	-----------------------------------	-------	----------	-------	---------------	-----------------

T
N
S
-TC
C

DE = DEBIT (NEGATIVE AMOUNT); * = OTHER HUBS ** = ADJUSTED HUBS *** = DOLLARS REPORTED BUT NOT SHOWN IN THESE COLUMNS. SEE COVER LETTER PARA. 4
T=TREASURY, N=NON-TREASURY, S=SUBCONTRACTOR FUNDS & PROCUREMENT CARD HUB PURCHASES, TC=TERM CONTRACT, C=CONSOLIDATED. SEE PAGE 4 OF HUB REPORT FOR FUND TYPE DESCRIPTION.

902-Comptroller Fiscal-Heavy Construction Unadjusted Goal is 11.8%

FUND TYPE	TOTAL EXPENDITURES	TOTAL SPENT WITH NON-HUBS AMOUNT/%	TOTAL SPENT WITH **ADJ. HUBS 6.8% AMOUNT/%	TOTAL SPENT WITH *OTHER HUBS 5.0% AMOUNT/%	ASIAN PACIFIC AMOUNT/%	**ADJUSTED HUB GOAL 6.8% BLACK AMOUNT/%	HISPANIC AMOUNT/%	NATIVE AMERICAN AMOUNT/%	*OTHER HUB GOAL 5.3% WOMAN AMOUNT/%
-----------	--------------------	------------------------------------	--	--	------------------------	--	-------------------	--------------------------	--

T
N
S
-TC

C

902-Comptroller Fiscal-Building Construction Unadjusted Goal is 26.1%

FUND TYPE	TOTAL EXPENDITURES	TOTAL SPENT WITH NON-HUBS	TOTAL SPENT WITH **ADJ. HUBS 26.1%	TOTAL SPENT WITH *OTHER HUBS 1.0%	BLACK	**ADJUSTED HUB GOAL 26.1% HISPANIC	WOMAN	*OTHER HUB GOAL 1.0% ASIAN PACIFIC	NATIVE AMERICAN
-----------	--------------------	---------------------------	------------------------------------	-----------------------------------	-------	---------------------------------------	-------	---------------------------------------	-----------------

T
N
S
-TC

C

902-Comptroller Fiscal-Special Trade Unadjusted Goal is 57.2%

FUND TYPE	TOTAL EXPENDITURES	TOTAL SPENT WITH NON-HUBS	TOTAL SPENT WITH **ADJ. HUBS 47.0%	TOTAL SPENT WITH *OTHER HUBS 10.2%	BLACK	**ADJUSTED HUB GOAL 47.0% HISPANIC	ASIAN PACIFIC	*OTHER HUB GOAL 10.2% NATIVE AMERICAN	WOMAN
-----------	--------------------	---------------------------	------------------------------------	------------------------------------	-------	---------------------------------------	---------------	--	-------

T
N
S
-TC

C

902-Comptroller Fiscal-Professional Services Unadjusted Goal is 20.0%

FUND TYPE	TOTAL EXPENDITURES	TOTAL SPENT WITH NON-HUBS	TOTAL SPENT WITH **ADJ. HUBS 18.1%	TOTAL SPENT WITH *OTHER HUBS 1.8%	BLACK	**ADJUSTED HUB GOAL 18.1% HISPANIC	WOMAN	*OTHER HUB GOAL 1.8% ASIAN PACIFIC	NATIVE AMERICAN
-----------	--------------------	---------------------------	------------------------------------	-----------------------------------	-------	---------------------------------------	-------	---------------------------------------	-----------------

T
N
S
-TC

C

\$1,064,034
\$1,064,034/100 %

902-Comptroller Fiscal-Other Services Unadjusted Goal is 33.0%

FUND TYPE	TOTAL EXPENDITURES	TOTAL SPENT WITH NON-HUBS	TOTAL SPENT WITH **ADJ. HUBS 33.0%	ASIAN PACIFIC	**ADJUSTED HUB GOAL 33.0% BLACK	HISPANIC	NATIVE AMERICAN	WOMAN
-----------	--------------------	---------------------------	------------------------------------	---------------	------------------------------------	----------	-----------------	-------

T
N
S
-TC

C

\$483,969 \$447,539/92.4% \$36,430/7.52% \$36,430/7.52%

902-Comptroller Fiscal-Commodity Purchasing Unadjusted Goal is 12.6%

FUND TYPE	TOTAL EXPENDITURES	TOTAL SPENT WITH NON-HUBS	TOTAL SPENT WITH **ADJ. HUBS 11.5%	TOTAL SPENT WITH *OTHER HUBS 1.1%	BLACK	**ADJUSTED HUB GOAL 11.5% HISPANIC	WOMAN	*OTHER HUB GOAL 1.1% ASIAN PACIFIC	NATIVE AMERICAN
-----------	--------------------	---------------------------	------------------------------------	-----------------------------------	-------	---------------------------------------	-------	---------------------------------------	-----------------

T
N
S
-TC

C

\$239,116 \$235,364/98.4% \$3,752/1.56% \$3,752/1.56%

DB = DEBIT (NEGATIVE AMOUNT) * = OTHER HUBS ** = ADJUSTED HUBS *** = DOLLARS REPORTED BUT NOT SHOWN IN THESE COLUMNS. SEE COVER LETTER PARA. 4
T=TREASURY, N=NON-TREASURY, S=SUBCONTRACTOR FUNDS & PROCUREMENT CARD HUB PURCHASES, TC=TERM CONTRACT, C=CONSOLIDATED. SEE PAGE 4 OF HUB REPORT FOR FUND TYPE DESCRIPTION.

904-TEXAS FOOD AND FIBERS COMMISSION-Heavy Construction Unadjusted Goal is 11.9%

FUND TYPE	TOTAL EXPENDITURES	TOTAL SPENT WITH NON-HUBS AMOUNT/%	TOTAL SPENT WITH **ADJ. HUBS 6.4% AMOUNT/%	TOTAL SPENT WITH *OTHER HUBS 5.3% AMOUNT/%	ASIAN PACIFIC AMOUNT/%	BLACK AMOUNT/%	HISPANIC AMOUNT/%	NATIVE AMERICAN AMOUNT/%	*OTHER HUB GOAL 5.3% WOMAN AMOUNT/%
-----------	--------------------	------------------------------------	--	--	------------------------	----------------	-------------------	--------------------------	-------------------------------------

T
N
S
-TC

C

904-TEXAS FOOD AND FIBERS COMMISSION-Building Construction Unadjusted Goal is 25.1%

FUND TYPE	TOTAL EXPENDITURES	TOTAL SPENT WITH NON-HUBS	TOTAL SPENT WITH **ADJ. HUBS 25.1%	TOTAL SPENT WITH *OTHER HUBS 1.0%	BLACK	HISPANIC	WOMAN	ASIAN PACIFIC	NATIVE AMERICAN
-----------	--------------------	---------------------------	------------------------------------	-----------------------------------	-------	----------	-------	---------------	-----------------

T
N
S
-TC

C

904-TEXAS FOOD AND FIBERS COMMISSION-Special Trade Unadjusted Goal is 57.2%

FUND TYPE	TOTAL EXPENDITURES	TOTAL SPENT WITH NON-HUBS	TOTAL SPENT WITH **ADJ. HUBS 47.0%	TOTAL SPENT WITH *OTHER HUBS 10.2%	BLACK	HISPANIC	ASIAN PACIFIC	NATIVE AMERICAN	WOMAN
-----------	--------------------	---------------------------	------------------------------------	------------------------------------	-------	----------	---------------	-----------------	-------

T
N
S
-TC

C

904-TEXAS FOOD AND FIBERS COMMISSION-Professional Services Unadjusted Goal is 20.0%

FUND TYPE	TOTAL EXPENDITURES	TOTAL SPENT WITH NON-HUBS	TOTAL SPENT WITH **ADJ. HUBS 18.1%	TOTAL SPENT WITH *OTHER HUBS 1.9%	BLACK	HISPANIC	WOMAN	ASIAN PACIFIC	NATIVE AMERICAN
-----------	--------------------	---------------------------	------------------------------------	-----------------------------------	-------	----------	-------	---------------	-----------------

T
N
S
-TC

C

904-TEXAS FOOD AND FIBERS COMMISSION-Other Services Unadjusted Goal is 33.0%

FUND TYPE	TOTAL EXPENDITURES	TOTAL SPENT WITH NON-HUBS	TOTAL SPENT WITH **ADJ. HUBS 28.0%	ASIAN PACIFIC	BLACK	HISPANIC	NATIVE AMERICAN	WOMAN
-----------	--------------------	---------------------------	------------------------------------	---------------	-------	----------	-----------------	-------

T
N
S
-TC

C

904-TEXAS FOOD AND FIBERS COMMISSION-Commodity Purchasing Unadjusted Goal is 12.6%

FUND TYPE	TOTAL EXPENDITURES	TOTAL SPENT WITH NON-HUBS	TOTAL SPENT WITH **ADJ. HUBS 11.5%	TOTAL SPENT WITH *OTHER HUBS 1.1%	BLACK	HISPANIC	WOMAN	ASIAN PACIFIC	NATIVE AMERICAN
-----------	--------------------	---------------------------	------------------------------------	-----------------------------------	-------	----------	-------	---------------	-----------------

T
N
S
-TC

C

DE = DEBIT (NEGATIVE AMOUNT) * = OTHER HUBS ** = ADJUSTED HUBS *** = DOLLARS REPORTED BUT NOT SHOWN IN THESE COLUMNS. SEE COVER LETTER PARA. 4.
I=TREASURY, N=NON-TREASURY, S=SUBCONTRACTOR FUNDS & PROCUREMENT CARD HUB PURCHASES, TC=TERM CONTRACT, C=CONSOLIDATED. SEE PAGE 4 OF HUB REPORT FOR FUND TYPE DESCRIPTION.

FUND TYPE	TOTAL EXPENDITURES	TOTAL SPENT WITH NON-HUBS AMOUNT/%	TOTAL SPENT WITH **ADJ. HUBS 8.0% AMOUNT/%	TOTAL SPENT WITH *OTHER HUBS 5.3% AMOUNT/%	807-STATE ENERGY CONSERVATION OFFICE-Heavy Construction Unadjusted Goal is 11.9% **ADJUSTED HUB GOAL 6.6%				*OTHER HUB GOAL 5.3% WOMAN AMOUNT/%
					ASIAN PACIFIC AMOUNT/%	BLACK AMOUNT/%	HISPANIC AMOUNT/%	NATIVE AMERICAN AMOUNT/%	

T
N
S
-TC

C

FUND TYPE	TOTAL EXPENDITURES	TOTAL SPENT WITH NON-HUBS	TOTAL SPENT WITH **ADJ. HUBS 26.1% AMOUNT/%	TOTAL SPENT WITH *OTHER HUBS 1.0% AMOUNT/%	807-STATE ENERGY CONSERVATION OFFICE-Building Construction Unadjusted Goal is 26.1% **ADJUSTED HUB GOAL 25.1%			*OTHER HUB GOAL 1.0% ASIAN PACIFIC NATIVE AMERICAN	
					BLACK	HISPANIC	WOMAN		

T
N
S
-TC

C

FUND TYPE	TOTAL EXPENDITURES	TOTAL SPENT WITH NON-HUBS	TOTAL SPENT WITH **ADJ. HUBS 47.0% AMOUNT/%	TOTAL SPENT WITH *OTHER HUBS 10.2% AMOUNT/%	807-STATE ENERGY CONSERVATION OFFICE-Special Trade Unadjusted Goal is 57.2% **ADJUSTED HUB GOAL 47.0%		*OTHER HUB GOAL 10.2% ASIAN PACIFIC NATIVE AMERICAN WOMAN		
					BLACK	HISPANIC			

T
N
S
-TC

C

FUND TYPE	TOTAL EXPENDITURES	TOTAL SPENT WITH NON-HUBS	TOTAL SPENT WITH **ADJ. HUBS 18.1% AMOUNT/%	TOTAL SPENT WITH *OTHER HUBS 1.9% AMOUNT/%	807-STATE ENERGY CONSERVATION OFFICE-Professional Services Unadjusted Goal is 20.0% **ADJUSTED HUB GOAL 18.1%			*OTHER HUB GOAL 1.9% ASIAN PACIFIC NATIVE AMERICAN	
					BLACK	HISPANIC	WOMAN		

T
N
S
-TC

C

FUND TYPE	TOTAL EXPENDITURES	TOTAL SPENT WITH NON-HUBS	TOTAL SPENT WITH **ADJ. HUBS 33.0% AMOUNT/%	807-STATE ENERGY CONSERVATION OFFICE-Other Services Unadjusted Goal is 33.0% **ADJUSTED HUB GOAL 33.0%				
				ASIAN PACIFIC	BLACK	HISPANIC	NATIVE AMERICAN	WOMAN

T
N
S
-TC

C

FUND TYPE	TOTAL EXPENDITURES	TOTAL SPENT WITH NON-HUBS	TOTAL SPENT WITH **ADJ. HUBS 11.5% AMOUNT/%	TOTAL SPENT WITH *OTHER HUBS 1.1% AMOUNT/%	807-STATE ENERGY CONSERVATION OFFICE-Commodity Purchasing Unadjusted Goal is 12.6% **ADJUSTED HUB GOAL 11.6%			*OTHER HUB GOAL 1.1% ASIAN PACIFIC NATIVE AMERICAN	
					BLACK	HISPANIC	WOMAN		

T
N
S
-TC

C

DB = DEBIT (NEGATIVE AMOUNT) * = OTHER HUBS ** = ADJUSTED HUBS *** = DOLLARS REPORTED BUT NOT SHOWN IN THESE COLUMNS. SEE COVER LETTER PARA. 4
T-TREASURY, N=NON-TREASURY, S-SUBCONTRACTOR FUNDS & PROCUREMENT CARD HUB PURCHASES, TC=TERM CONTRACT, C=CONSOLIDATED. SEE PAGE 4 OF HUB REPORT FOR FUND TYPE DESCRIPTION.

SECTION VIII - SUPPLEMENTAL REPORTS

(A) SUPPLEMENTAL SUMMARY LETTERS

**SUPPLEMENTAL SUMMARY LETTERS
FISCAL YEAR 2002 SEMI - ANNUAL HUB REPORT**

AGENCY NUMBER	NAME OF AGENCY	AGENCY NUMBER	NAME OF AGENCY
224	Fourth Court of Appeals	715	Prairie View A & M University - Prairie View
304	Comptroller of Public Accounts	718	Texas A & M University - College Station
307	Secretary of State	720	University of Texas System - Austin
318	Texas Commission for the Blind	721	University of Texas - Austin
320	Texas Workforce Commission	723	University of Texas Medical Branch - Galveston
324	Texas Department of Human Services	724	University of Texas - El Paso
342	State of Texas Aircraft Pooling Board	727	Texas Transportation Institute - College Station
344	Texas Commission on Human Rights	729	University of Texas - Southwestern Medical Ctr. - Dallas
347	Texas Public Finance Authority	730	University of Houston - Central Campus
362	Texas Lottery Commission	731	Texas Women's University - Denton
406	Texas Military Facilities Commission	732	Texas A&M University - Kingsville
453	Texas Workers' Compensation Commission	736	University of Texas Pan American - Edinburg
457	Texas Board of Public Accountancy	739	Texas Tech University Health Science Center - Lubbock
464	Texas Board of Professional Land Surveying	742	University of Texas Permian Basin - Odessa
506	University of Texas - MD Anderson Cancer Ctr.	743	University of Texas - San Antonio
530	Texas Dept. of Protective & Regulatory Services	744	University of Texas Health Science Center - Houston
555	Texas Cooperative Extension (formerly TAEX)	745	University of Texas Health Science Center - San Antonio
556	Texas Agricultural Experiment Station (TAES)	747	University of Texas - Brownsville & Southmost College
576	Texas Forest Service (Texas A & M System)	750	University of Texas at Tyler
577	Texas Wildlife Damage Management Service	751	Texas A & M University - Commerce
580	Texas Water Development Board	752	University of North Texas - Denton
601	Texas Department of Transportation	753	Sam Houston State University - Huntsville
655	Texas Dept. of Mental Health Mental Retardation	755	Stephen F. Austin State University - Nacogdoches
696	Texas Department of Criminal Justice	756	Sul Ross University - Alpine
701	Texas Education Agency	757	West Texas A & M University
709	Texas A & M University Health Science Center	760	Texas A & M University - Corpus Christi
710	Texas A & M University System - College Station	761	Texas A & M International University - Laredo
711	Texas A & M University - College Station	763	University of North Texas Health Science Ctr. - Fort Worth
712	Texas A & M University - Engineering Program	764	Texas A & M University - Texarkana
713	Tarleton State University - Stephenville	785	University of Texas Health Science Center - Tyler
714	University of Texas - Arlington	809	State Preservation Board
Total number of Supplemental Letters submitted: 62			



COURT OF APPEALS

FOURTH COURT OF APPEALS DISTRICT
CADENA-REEVES JUSTICE CENTER
300 DOLOROSA, SUITE 3200
SAN ANTONIO, TEXAS 78205-3037

PHIL HARDBERGER
CHIEF JUSTICE

ALMA L. LOPEZ
CATHERINE STONE
PAUL W. GREEN
SARAH B. DUNCAN
KAREN ANGELINI
SANDEE BRYAN MARJON
JUSTICES

HERB SCHAEFER
CLERK

TELEPHONE
(210) 335-2635

FACSIMILE NO.
(210) 335-2762

Supplemental Summary for FY '02 Semi-Annual HUB Report for Agency #224 (September 1, 2001 - February 28, 2002)

The Fourth Court of Appeals, Texas State Agency #224, recognizes the importance of conducting business with HUB vendors whenever possible.

As a Court, and a very small Texas State Agency, our opportunities to purchase from HUB vendors are limited.

Our largest expense, after salaries, is the purchase of law books for our Court's library. We use State-approved contract vendors for these purchases (our main vendor is West Group). We rarely have the choice of using a HUB vendor in buying law books.

The Office of Court Administration (OCA) in Austin has been granted funds by the State to purchase and/or lease major equipment for use by the fourteen Courts of Appeals in Texas. OCA uses HUB vendors whenever possible, in deciding the best computers and copiers for the Courts of Appeals to use. En Pointe Technologies, a woman-owned business, is our Court's main vendor for small computer purchases.

In purchasing other office equipment and supplies, our Court carefully considers price, quality of goods and services, recycled goods, TIBH availability, and HUB status before making a choice of vendor. Our main vendor for office supplies is LNM, a woman-owned business. When purchasing office equipment (such as a copier) and the maintenance on that equipment, we use the catalogues of Texas-approved vendors. The maintenance agreement on our office's Time Stamp machine is held by a Hispanic male-owned company.

The Fourth Court of Appeals is very conscious of its responsibility in spending the State's funds, and will continue to be careful and frugal in this area. We support the State efforts to purchase from HUB vendors.

Sincerely,

A handwritten signature in black ink, appearing to read "Herb Schaefer".

Herb Schaefer, Clerk
Fourth Court of Appeals



COMPTROLLER OF PUBLIC ACCOUNTS

P.O. BOX 13528
AUSTIN, TX 78711-3528

Supplemental Summary for the Fiscal 2002 Semi-Annual HUB report for Agency 304

The Comptroller of Public Accounts continues to be fully committed to the promotion of Historically Underutilized Businesses (HUBs) in the agency's purchase orders and contracts to provide goods and services needed to support the agency's operations. As of February 2002, overall we achieved 15.89 percent of total monies spent with HUBs in all categories.

In the Commodities category, we awarded several contracts to non-HUB prime contractors primarily for large information technology systems and products. In the Other Services category, we awarded many large contracts to vendors who provide services for computer programming, maintenance and outgoing mail. The agency has increased HUB participation in this category utilizing more prime-HUB vendors (i.e. woman and Asian Pacific). Out of the \$15,491,694.36 spent in this category, 18.07 percent was spent with HUBs. In addition to this contract the HUB program exceeded the subcontracting goal of the agency by approximately \$13,000 (Agency goal \$500,000). Many of these solicitations were advertised with a HUB subcontracting plan in an effort to include HUBs. In the Special Trade category, we spent \$49,713.95, only a small fraction of the total number of dollars spent during the Fiscal Year of over \$21.4 million. Although these contracts were competitively bid for work done on our facilities, electrical, cabling and office construction, the low bidders were not underutilized HUBs and these contracts were limited in subcontracting opportunities. In the Professional Service category, the agency spent a very small dollar amount of our total agency spending, not achieving the desired percentages.

The Comptroller's office has worked closely with the Texas Building and Procurement Commission to implement and promote SB178, its intent and spirit. We incorporated the following activities to promote and confirm our commitment to the HUB Program:

- Internal policies requiring HUB subcontracting good faith effort guidelines and goals to be included in all written solicitations. This provides awareness within the vendor community of the agency's commitment to the HUB program and increases the possibility for HUB participation.
- A version of the new, more user friendly, HUB subcontracting plan is included on all formal solicitations up to \$100,000 in addition to the full HUB Subcontracting plan (HSP) being included in all solicitations over \$100,000 which began June 1, 2000
- Participation in Economic Opportunity Forums and Purchasing Conferences; YTD 5-8
- Conducted agency division HUB training sessions conducted over the course of the year.
- Advertising in various minority news media publications to promote HUB participation in agency procurements.
- Close monitoring of the Mentor Protégé' program, making vendors aware of the need for partnering with smaller vendors to promote HUB utilization in all sectors of agency procurements.

The Comptroller's office will continue to strengthen its HUB program by working to increase opportunities for HUB participation in all categories pertaining to our agency.

The State of Texas



Administrative Services
P.O. Box 12887
Austin, Texas 78711-2887
TTY : 7-1-1

Phone: 512-463-5600
Fax: 512-475-2819

www.sos.state.tx.us

Gwyn Shea
Secretary of State

Supplemental Summary for the FY02 Semi-Annual HUB Report for Agency 307

The Office of the Secretary of State is committed to making a good faith effort to increase economic opportunities for Historically Underutilized Businesses (HUBs). Our purchasing procedures and actions demonstrate our commitment to promote HUB participation in the agency's purchasing and contracting functions.

Our out-reach efforts include, but are not limited to:

- Hosting and participating in economic opportunity forums in an effort to network with HUBs and other buyers to further business opportunities for HUBs.
- Purchasing staff are instructed to utilize HUB vendors on non-competitive spot purchases of \$2,000 or less, whenever possible.
- Purchasing staff are instructed to solicit a minimum of four HUBs on procurements exceeding \$2,000, whenever possible.
- Frequent interaction with HUB vendors to ensure program participation and ongoing HUB certification. Assisting vendors with renewal or initial HUB certification by the Texas Building & Procurement Commission.
- Attend HUB related meetings, especially those held by the Texas Building & Procurement Commission, to network with other state agencies to share ideas and recommend HUB vendors, and gather up-to-date HUB information.

One of the agency's largest expenditures for this fiscal year was the advertisement of nineteen proposed constitutional amendments in all Texas newspapers. The Texas Election Code directs the agency to contract with each eligible newspaper or a statewide association of daily and weekly newspapers. The organization capable of performing this service, the Texas Press Association, is not a HUB. However, of the \$974,355 paid for advertising, \$118,991 was paid to Spanish language newspapers.

The Office of the Secretary of State will continue to work diligently to increase purchases with HUB businesses.

Sincerely,

A handwritten signature in cursive script that reads "Mary Jon Urban".

Mary Jon Urban
Purchasing Manager
Phone 512-463-5608



Texas Commission for the Blind

TERRELL I. MURPHY
Executive Director

P.O. BOX 12866, AUSTIN, TX 78711 • ADMINISTRATIVE BUILDING, 4800 N. LAMAR BLVD., AUSTIN, TX 78756 • TEL., TDD, VOICE: (512) 377-0500 • FAX: (512) 377-0685

March 15, 2002

Supplemental Summary for fiscal year 2002 Semi-Annual HUB-
Agency code 318

COMMISSION BOARD

C. Robert Keeney, Jr., Chairman
Joseph Muniz
Don W. Oates
Robert K. Peters, Ph.D.
Beverley A. Stiles
John M. Turner
Charles A. Siburt
Ann E. Lemke
Lars A. Anderson

The Texas Commission for the Blind continues to be fully committed to promoting the participation of Historically Underutilized Businesses in the Agency's procurement of goods and services.

The agency has made the following "good faith" effort to meet our HUB goals:

- Ensured that contract specifications, terms and conditions reflected the agency's actual requirements, were clearly stated, and did not impose unreasonable or unnecessary contract requirements.
- Provided potential bidders with a list of certified HUBs for subcontracting.
- Prepared and distributed information on procurement in a manner that encouraged participation in agency contracts by all businesses.
- Provided purchasers with information on HUB suppliers.

The HUB Coordinator has also participated as a member in the following groups:

- The HUB Discussion Workgroup – this group meets monthly to promote and enhance an effective statewide HUB program through networking and proactive feedback to the TBPC.
- The Central Texas Mentor Protégé Initiative – This group's mission is to "collectively recruit mentors and protégés to foster good business relationships; increase economic opportunities; and enhance HUB contracting and bonding capacities."
- The TBPC's HUB Quarterly Cooperative Committee – A quarterly meeting of all HUB Coordinators sponsored by TBPC. These meetings are used to receive information and to provide feedback to TBPC on the implementation of HUB rules and other HUB related information.

If you have any questions, please call me at (512) 377-0640, or you can e-mail me at Vikki.Meeker@tcb.state.tx.us.

Vikki M. Meeker
Purchasing Manager/HUB Coordinator

Texas Workforce Commission

Member of the Texas Workforce Network

Diane D. Rath, Chair
Commissioner Representing
the Public

T. P. O'Mahoney
Commissioner Representing
Labor

Supplemental Summary for Fiscal Year 2002 Semi-Annual HUB Report for Agency 320

HUB Outreach activities for the first half of FY2002 included:

- Providing one-on-one technical assistance to vendors who were seeking TBPC (formerly GSC) HUB certification or were certified but in need of renewal application assistance. Assisted vendors with applying for TBPC certification by providing information on how to apply, complete forms, provide required documentation, and follow up on the application process.
- Coordinating and scheduling opportunities for HUB vendors to meet TWC purchasers and key users.
- Directing HUB vendors to appropriate Economic Opportunity Forums and TBPC-sponsored events that could provide them with needed information and contacts.

Ron Lehman
Commissioner Representing
Employers

Cassie Carlson Reed
Executive Director

TWC Economic Opportunity Forum (EOF) activities for the first half of FY2002 included:

- Co-hosting an EOF October 30, 2001, in Houston, with the Texas Building and Procurement Commission, the University of Houston, the City of Houston, the University of Texas Office of Facilities Planning Construction, the Texas Department of Transportation, the UT Health Science Center, and the Metropolitan Transit Authority attended by over 250 vendors and state agencies.
- Co-hosting an EOF February 5, 2002, in Austin, with the Teacher Retirement System of Texas, attended by over 150 vendors and state agencies.
- Holding individual forums with senior agency HUB and purchasing staff for 9 HUB vendors.
- Participating in 11 EOFs and minority Chamber of Commerce events throughout the State where TWC promoted local and statewide bid opportunities to HUB and potential HUB vendors.
- Coordinating HUB vendor and outside agency participation in the TWC Workforce Conference, September 4-7, 2001, in Houston. This conference is an agency-hosted conference for the Workforce Boards. TWC's HUB Program exhibited with HUB vendors to Workforce Boards who have a need to contract for local goods and services.
- Participating at statewide locations of the Texas Business Conference coordinated through TWC's Commissioner Representing Employers.

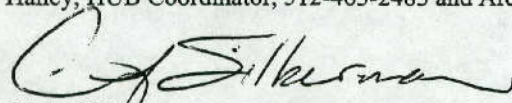
Mentor Protégé Program activities included:

- Certifying its first Mentor Protégé pair in November, 2001
- Conducting an orientation with its second Mentor Protégé pair in January, 2002
- Facilitating a workshop session to introduce the Mentor-Protégé program to vendors at its Austin HUB Forum
- Meeting with eight additional vendors to discuss the program.

Other activities supporting the Agency's good faith efforts in its HUB program included:

- Advertising the Texas Workforce Commission's HUB program and purchasing opportunities in the October, 2001 issue of the Hispanic Journal "Contracting & Procurement" and the upcoming issue "Empowering Latinas" Special Edition.
- Updating the TWC's HUB Program display booth to attract vendors when exhibiting.
- Advertising its Austin HUB Forum in the Austin American Statesman, Austin Business Journal and Nokoa-The Observer.
- Spending approximately \$163, 500 with HUBS in TBPC Term Contracts.

The Texas Workforce Commission is strongly committed to the goals of the State of Texas HUB program and will continue to seek innovative ways to strengthen our program efforts. Contact persons are: Jane Haney, HUB Coordinator, 512-463-2483 and Ardra Gibson, HUB Outreach Coordinator, 512-463-2284.



Cindy Silberman
Director, Procurement and Support Services



TEXAS
Department of
Human Services

COMMISSIONER
James R. Hine

Supplemental Summary for the FY '02 Semi-Annual HUB Report for Agency 324

TDHS continues to maintain the theme "*Partners for a Better Texas.*" During the first half of FY 2002, DHS staff increased HUB outreach by participating in fourteen additional HUB events over last year for this same period. TDHS staff made the following good faith efforts:

- Sponsored ten Forum of Programs for HUB vendors at DHS facilities for key staff;
- Joined with other Health & Human Service agencies to co-sponsor a Bus Hop and HUB forum in Tyler, TX;
- Served on eight committees with minority organizations and government entities to resolve HUB issues and plan HUB outreach events; and
- Awarded 285 contracts to certified HUBs in client service contracts, totaling \$9 million dollars.

In addition to attending all GSC sponsored Economic Opportunity Forums, TDHS actively participated in the following events:

- 3rd Annual TX Assoc. of African American Chambers of Commerce, Austin (9/14/01);
- Houston Minority Business Council EXPO, Houston, (9/26/01);
- Dallas/Ft. Worth Minority Business Development Council Forum, sponsored by the TX Natural Resources Conservation Commission, Austin (9/27/01);
- Austin Hispanic Chamber of Commerce Bus Hop, Austin (10/4/01);
- City of Waco HUB Forum, Waco (10/10/01);
- 2nd Annual Building Tomorrow Today sponsored by the University of Houston, Houston (10/30/01);
- Tyler Bus Hop and Economic Opportunity Forum, Tyler (11/6/01);
- Willimas Office Products HUB Vendor Show, Grapevine (11/16/01);
- How To Get In The Game HUB Forum, San Antonio, (12/5/01)
- 2002 Business Expo, Tyler (1/17/02);
- 2nd Annual Purchasing & HUB connection Forum, sponsored by the Teachers Retirement Systems & TX Workforce Commission, Austin (2/5/02);
- Economic Opportunity Forum sponsored by TX Lottery Commission, UT, TX Department of Transportation, & TX Department of Criminal Justice, Austin (2/8/02);
- Senator West's Spot Bid Contract Fair, Austin, (2/8/02 after hours);
- 2nd Annual Stephen F. Austin Economic Opportunity Forum, sponsored by TX Department of Economic Development, TX Water Development Board, TX Department of Agricultural, & TX General Land Office, Austin, (2/25/02);
- University of TX of the Permian Basin HUB Forum, Odessa, (2/26/02);
- Capital City African-American Chamber of Commerce Diversity & Career Fair, Austin, (2/28/02); and
- Evolution EXPO, El Paso, (2/28/02).

Questions regarding this report should be directed to Carol Kelly, Business Services Director at (512) 438-3275.


Tom Phillips
Deputy Commissioner
Support Services Division

March 15, 2002



State of Texas Aircraft Pooling Board

10335 Golf Course Road
Austin, Texas 78719
512-936-8900
FAX 512-936-9168

Bill Clayton, *Chairman*
Roy Q. Minton
Richard A. Box

Ex-Officio Members:
Valerie D. Hill
State Auditors Office

Executive Director
Jerry Daniels

SUPPLEMENTAL SUMMARY FOR FY'2002 SEMI-ANNUAL HUB REPORT FOR AGENCY #342 March 15, 2002

In accord with GSC Rule 111.13(d), the State Aircraft Pooling Board (SAPB) provides this supplemental letter to summarize and review its intent and good faith efforts to utilize HUB vendors.


As previously reported, and as a continuing difficulty, suppliers of FAA-approved parts have limited availability, at best. The scarcity is magnified with availability of HUB vendors in this specialty area. This fiscal year's numbers appear to be approximately consistent with past years' reporting. Office supplies and like common items are routinely obtained through qualified HUB sources.

We continue to seek qualified HUB vendors who may supply FAA-approved aircraft parts for the continued maintenance and assured safety of the State's aircraft. We look for any assistance that might be provided to our agency in this regard.

Further questions on this matter may be directed to:

Jerry Daniels
Executive Director
State Aircraft Pooling Board

at the above address or phone number. Thank you.


Jerald A. Daniels
Executive Director

6330 Hwy 290 East, Suite 250
Austin, Texas 78723
P.O. Box 13006
Austin, Texas 78711-3006
<http://welcome.to/tchr>



(512) 437-3450
(512) 437-3478 Fax
(888) 452-4778 Toll Free
(512) 371-7473 TTY
(800) 735-2989 Texas Relay

TEXAS COMMISSION ON HUMAN RIGHTS

**Supplemental Summary for FY '02 Semi-Annual HUB
Report for Agency 344**

The Texas Commission on Human Rights is a small agency. As such, our purchases are generally small as well. During the time frame of concern, this agency made no purchases requiring competitive bidding. All were either under the threshold for competitive bidding or were allowable exclusions from the calculations per established criteria.

This agency does make good-faith efforts to use HUB's whenever possible. We compile HUB data monthly and semi-annually and report same to our governing Commission. For the period of concern, our data indicate a HUB utilization of:

Other Services	40.8% of \$	64.3% of PO's placed
Commodities	18.1% of \$	23.3% of PO's placed
Overall	25.9% of \$	40.3% of PO's placed

A seemingly poor performance on "Professional Services" (0%) is based on a single contract in this category with our CPA. We believe that "best value" was achieved with the same CPA we have worked with for a number of years.

This agency remains committed to exceeding the goals for HUB utilization and is continually reviewing and improving our procedures thru which this is accomplished.

Sincerely,

A handwritten signature in cursive script, appearing to read "Rhonda M Lane".

Rhonda M Lane, Director of Operations

Texas Public Finance Authority



Board of Directors:
John C. Kerr, Chairman
Cynthia L. Meyer, Secretary
Helen Huey
J. Vaughn Brock
R. David Kelly
H.L. Bert Mijares, Jr.

Kimberly K. Edwards
Executive Director

Post Office Box 12906
Austin, Texas 78711-2047
Telephone: 512/463-5544

300 West 15th Street
Suite 411
Austin, Texas 78701
Fax: 512/463-5501
www.tpfa.state.tx.us

Supplemental Summary for the FY 2002 Semi-Annual HUB Report for Agency 347

In compliance with SB178, Acts, 77th Legislature, the Board of the Authority has adopted more detailed procedures for HUB participation goals which incorporate TBPC's rules, and have the force and affect of agency rules. These procedures are included in the Authority's strategic plan and reflected in its underwriting policies.

In accordance with procedures for selecting underwriters for negotiated bond sales, notice of our RFP for underwriting services is sent to every firm that can be identified as providing the services, and the RFP is posted on our webpage. Nonetheless, only two (2) HUB firms responded. From the RFP, the Board selected a pool of twenty (20) firms, which includes the two (2) HUBs that responded to the RFP, and five (5) minority firms. Underwriting fees are netted from bond proceeds prior to the state's receipt of them and, therefore, they are not reflected in the Annual HUB report. During the reporting period, the Authority conducted two negotiated sales. HUB certified firms received 21.33% of underwriters' compensation paid on one transaction and 12.74% of the underwriters' compensation paid on the second transaction.

Under the Authority's procedures for contracting for professional services required for bond issues, approximately 25% of the work and compensation for financial advisory services go to the Authority's HUB co-financial advisor. In this reporting period, about 18% of the legal fees incurred will be paid to a HUB firm. Also, for the balance of the 2002-2003 biennium, the Board has designated a pool of seven law firms to use on bond issues; three of the firms are HUB certified. The Board also selected a pool of five financial advisory firms, one of which is HUB certified, and one which is a newly established firm that has applied for HUB certification.

The Authority makes expenditures related to the issuance and ongoing administration of a bond issue to paying agents, which are commercial banks, rating agencies, and property and casualty insurance companies. During the reporting period, no HUB firms were identified that provide paying agent or bond rating services. In cases where the Authority has the discretion in selecting payees, the Authority makes a good faith effort to include HUBs. An example of this effort is reflected in the Authority's General Obligation Commercial Paper Program (the "GOCP"). The remarketing agreement was amended in 1998 so that a HUB firm will remarket a portion of the GOCP. From September 1, 2002, the HUB firm remarketed \$34.8 million of the total \$390.3 million of outstanding commercial paper.

The Authority is committed to purchasing goods and services from certified HUB's and the agency continues to utilize the TBPC Centralized Master Bidders List to locate available HUB vendors.

Please contact me at (512) 463-5544 should you have any questions.

Kimberly K. Edwards
Executive Director

An Equal Opportunity Employer
Printed on Recycled Paper



Linda Cloud
Executive Director

Texas Lottery Commission

P.O. Box 16630 • Austin, Texas 78761-6630
Phone (512) 344-5000 • FAX (512) 478-3682
Bingo FAX (512) 344-5142

www.txlottery.org • www.txbingo.org

William L. Atkins
Director



Supplemental Summary for Fiscal Year 2002 Semi-Annual HUB Report for Agency No. 362

The Texas Lottery Commission (Commission) is committed to the utilization of Historically Underutilized Businesses (HUBs) and minority-owned firms by contracting both directly and indirectly, through subcontracting opportunities.

The Commission, with the assistance of its Minority Development Services Division, continues to promote the inclusion of HUBs in its contracts and subcontracts, and to recruit HUBs that may assist us in meeting our goals. Our "good faith efforts" to ensure continuing HUB participation during Fiscal Year (FY) 2002 include the following:

- Continue to implement the requirements of the Texas Building and Procurement Commission's (TBPC's) HUB Rules and the State Lottery Act;
- Participate monthly in the HUB Discussion Workgroup and quarterly in the TBPC HUB Cooperative Committee Meeting, to gain and provide feedback on the implementation of the TBPC HUB Rules;
- Coordinate HUB presentations with key staff, including Purchasing, end-user divisions, and prime contract vendors;
- Co-host forums (Legislative Summit; Doing Business Texas Style) and participate in TBPC's sponsored Statewide Economic Opportunity Forums;
- Assist vendors with HUB certification and re-certification by the TBPC;
- Provide assistance to prime vendors in locating HUBs for potential subcontracting opportunities, as part of the Commission's solicitation process;
- Include the Commission's Minority Development Services Division on contract evaluation teams to review bids/proposals and identify potential subcontracting opportunities;
- Meet with prime vendors to discuss new subcontracting opportunities;
- Coordinate vendor forums to discuss changes in the law and the HUB Rules; and
- Continue to meet with Commission Division Directors, Managers and Coordinators to discuss enhancements for HUB/minority participation.

During this period, the Commission expended approximately **\$13,006.00** either directly, or through subcontracting, with women and minority-owned businesses who are not currently certified as HUBs. Although the expenditures paid to graduated HUBs are not included in the Commission's total utilization, the Commission continued to contract with two graduated HUBs during FY 2001.

The Commission has several contracts for specialized services that account for its largest expenditures. Expenditures for our most significant contract, Lottery Operator Services, are entirely dependent on the sale of lottery tickets. Therefore, when Lottery ticket sales increase, our total expenditures increase. As a result, our overall HUB percentage may decrease. In an effort to increase the Commission's HUB participation, we work closely with our prime contractors/vendors to develop strategies that foster diversity and inclusion.

Should you have any questions regarding our good faith efforts, please contact Mr. Robert L. Hall, Director of Minority Development Services at (512) 344-5292.


Linda Cloud, Executive Director



Texas Military Facilities Commission

Post Office Box 5426 Austin, Texas 78763-5426

SUPPLEMENTAL SUMMARY FOR FY 02 SEMI-ANNUAL HUB REPORT FOR AGENCY 406

The Texas Military Facilities Commission (TMFC) remains committed to making a Good Faith Effort for improving participation of HUB vendors for all Purchasing and Contracting opportunities. In our efforts to encourage the use of HUBs, the TMFC policy requires all delegated purchases of commodities and services to be accomplished in accordance with adopted Texas Building and Procurement Commission (TBPC) rules. TMFC Purchasing Procedures establishes guidelines for personnel to follow to ensure maximum opportunity is provided for HUB participation. Employees involved in the purchasing process, as well as management level personnel, are actively involved in assuring that a good faith effort is made regarding HUB vendors.

The majority of TMFC's purchases are made using existing contracts, such as a State of Texas Term Contract, Department of Information Resources and Non-Automated Term Contracts. A highly centralized purchasing function helps to insure that HUBs are used whenever possible. Our Facilities, Planning, and Construction Department is committed to doing its Good Faith Effort to assist HUBs in receiving equal economic opportunities. Efforts are being made to seek bids from HUB primes as well as subcontractors. Two of TMFC's largest projects, which exceed two and a half million dollars, have been awarded to HUB contractors. We continue to host pre-bid and pre-proposal conferences for all major projects, in an effort to certify and qualify HUBs. When seeking a specific commodity or service, HUB vendors from the CMBL are contacted directly by phone and encouraged to participate in the bidding process by the Purchasing Staff. In instances where competitive bidding is not required and quality is not compromised, purchase orders are awarded to certified HUBs.

TMFC is strongly committed to the goals of the State of Texas HUB program and will continue to seek innovative ways to strengthen our program efforts. Should you have any questions regarding our good faith efforts, please contact me at 512-406-6911

A handwritten signature in cursive script, appearing to read "John Besser".

John Besser
Manager of Contracts and Purchasing
Texas Military Facilities Commission

Executive Director	(512) 406-6905	FAX	(512) 406-6958
Administration/Human Resources	(512) 406-6971	Purchasing	(512) 406-6983
Fiscal Management	(512) 406-6984	Facility Maintenance	(512) 406-6908
Facilities Construction & Engineering	(512) 406-6956	Field Maintenance	(512) 406-6939



TEXAS WORKERS' COMPENSATION COMMISSION

4000 So. IH 35, Austin, Texas 78704
(512) 804-4000

Supplemental Summary for Fiscal Year 2002 Semi-Annual HUB Report Agency 453

The Texas Workers' Compensation Commission (TWCC) has made the following Good Faith Efforts to strengthen its Historically Underutilized Business (HUB) Program:

HUB Vendors Graduated

- TWCC purchases contributed to one HUB graduated vendor, Convasys Corporation, in the amount of \$7,000.

Procurement Card Purchases

- TWCC purchases with the procurement cards totaled \$20,660.47; \$704.20 was spent with HUBs representing .04% of procurement card activity.

Other Procurements Activities

- Many of our purchases representing a significant share of agency budget are made using existing contracts, such as State Term Contracts and Department of Information Resources.
- The outsourcing contracts for mainframe and seat management were awarded to Northrop Grumman, a non-HUB vendor mandated by legislation to be utilized by state agencies for data operations.
- As an outreach effort, TWCC purchasing has implemented the following procedure: 1) for procurements \$2,000 to \$10,000, five HUBs must be contacted; 2) for procurements \$10,000 - \$25,000, ten HUBs must be contacted.

A handwritten signature in black ink, appearing to read "Mike Barron".

Mike Barron
Deputy Executive Director



Texas State Board of Public Accountancy

333 Guadalupe, Tower III Suite 900, Austin, Texas 78701-3900

William Treacy, Executive Director

Summary for FY 02 Semi-Annual HUB Report for Agency 457

The Texas State Board of Public Accountancy wishes to make the following information from FY 2002 available to you. The legislation applicable to this period of time, the *Public Accountancy Act, Chapter 901, Occupations Code (Vernon's 2001), Subchapter G, Section 901.306, Content and Security of Examinations* provides:

(a) *The board may use all or part of the uniform CPA examination and any related service available from:*

(1) *the American Institute of Certified Public Accountants; or,*

(2) *the National Association of State Boards of Accountancy, if doing so would result in a greater degree of reciprocity with the examination results of other states...*

Of the Board's \$518,734 in total expenditures (consolidated funds) reported on the HUB Report, \$329,512 was paid to the American Institute of Certified Public Accountants. Excluding this amount from the total expenditures provides for 34.13% spent with certified HUBs. This compares favorably with the statewide average of 10.4%.

We believe that, because of the provisions in the Public Accountancy Act, this adjustment provides an equitable perspective of this agency's expenditures with certified HUBs. If you need more information, please call me at (512) 305-7800.

Sincerely,

TEXAS STATE BOARD OF
PUBLIC ACCOUNTANCY

Alan Hermanson, CPA

Director of Administrative Services/CFO

March 27, 2002

MR:2002HUBSEMIANNUAL

Administration/
Accounting
(512) 305-7800

Automated
Information
(512) 305-7870

CPE
(512) 305-7844

Enforcement
(512) 305-7866

Licensing
(512) 305-7853

Qualifications
(512) 305-7850
(512) 305-7851

Quality
Review
(512) 305-7853

FAX
(512) 305-7875
(512) 305-7854

An equal opportunity, affirmative action employer



TEXAS BOARD OF PROFESSIONAL LAND SURVEYING

7701 North Lamar, Suite 400 Austin, Texas 78752 (512) 452-9427 FAX (512) 452-7711

Supplemental Summary for FY 2002 Semi-Annual HUB Report for Agency 464

The majority of the commodity purchases for the Texas Board of Professional Land Surveying (TBPLS) are purchased at the Texas Building and Procurement Commission Central Supply Store. Commodity purchases not available at the Central Supply Store are purchased from HUB vendors chosen from the Central Master Bidders List.

Texas State House Reproduction does all printing for the agency. A HUB vendor is contacted if House Reproduction is unavailable to the agency.

In an effort to increase the utilization of HUB vendors, the TBPLS will continue to give HUB vendors priority consideration for all purchasing needs.

Yours truly,

A handwritten signature in cursive script that reads "Sandy Smith".

Sandy Smith
Executive Director

THE UNIVERSITY OF TEXAS
MD ANDERSON
CANCER CENTER

Supplemental Summary FY02 Semi-Annual Report HUB Report For Agency 506

This summary serves as a supplement to the Historically Underutilized Business (HUB) Semi-Annual Report for the period of 9/1/01 through 2/28/02 for The University of Texas M. D. Anderson Cancer Center. During this time of unprecedented growth at M. D. Anderson, an increasing number of HUBs are contributing to our success.

M. D. Anderson has made a number of outreach efforts into the HUB community this fiscal year. Among our efforts, we have: a) hosted an on-site vendor show in October featuring our HUB, Institutional, and Premier contract vendors; b) participated in the Economic Opportunity Forum at the University of Houston in October; c) attended five trade fairs with the local minority councils, including exhibiting at the Houston Minority Business Council's EXPO in September; d) co-hosted a Procurement Workshop in February entitled "Supply Chain Management, the Value of an Inclusive Process"; e) participated in four monthly Women Contractors Association's luncheon meetings and presenting in October on 'Mentoring'; f) participated in six monthly Minority Procurement Breakfast Meetings at the Power Center, having presented on 'Mentoring'; g) the HUB staff are actively serving on various committees in both the Houston Minority and the Houston Women's Business Councils; and h) our HUB Department has been recognized within the community for outstanding commitment with awards, including awards from the Houston Minority Business Council for 'Professional Services Advocate of the Year' award (Nimon), 'Advocate of the Year' (Nimon), 'MBE Procurement Award Top 3' award (M. D. Anderson), and the Dept. of Commerce's 'Local Minority Business Advocate of the Year' (Nimon).

M. D. Anderson's Mentor-Protégé Program was designed to assist HUBs in recognizing and meeting their business development needs, such as contract development, contract negotiations, and billing. This year, we are continuing the mentoring relationship with CompuCom Systems and CompSol, a woman-owned HUB. In addition, we completed a 6-month direct mentoring relationship with American Air Conditioning. A prime vendor could not be found for the state's mentoring program with this Hispanic-male HUB. We entered into a joint sponsorship program with OFPC-UTS, facilitating a relationship between Jacobs Facilities and Ideal Medical Systems, Hispanic-female HUB. Our program includes an orientation to M. D. Anderson's business structure; in turn, our protégés educate us on their businesses. During the six and a half years since its inception, our Mentor-Protégé Program has assisted many vendors in expanding their business potential.

Group purchasing alliance affiliate, Premier, allows M. D. Anderson to achieve 'best value' purchasing including quality, meeting the specialty requirements of our research and cancer patient treatment, achieving expedient delivery needs and at competitive pricing. Purchases of \$100,000 or more are reviewed for potential subcontracting. HUB efforts on such contracts assist us in exceeding our Strategic Plan commodity goal at 19.33%.

Continuing efforts are made by the HUB Department staff to improve our HUB results, in particular, with certified HUBs: a) we work with the purchasers and, when necessary, assist the HUBs in obtaining State HUB certification; b) in an effort to increase our HUB utilization and improve the quality of our vendor database, only State certified HUBs are added; c) on average, an additional ten HUBs per month are incorporated into our vendor list; d) HUB staff interfaces with an average of thirty vendors per month regarding business opportunities; e) HUB staff co-presented a certification training class with UTHSC/H and the Uof H in November; f) we have increased our HUB subcontracting training to employees and prime vendors, including lists of potential HUB suppliers as relevant; and g) only HUB certified vendors are referred for subcontracting.

HUB non-capacity expenditures have been identified for commodity and professional service categories:

Hospital/Medical Equipment:	\$ 3,253,403	Health Services -Professional:	\$ 1,466,578
Laboratory Reagents:	\$ 65,843,218	Mainframe Equipment &	\$ 2,593,895
Equipment Maintenance:	\$ 466,578	Computer Services	
TOTAL HUB NON-CAPACITY			\$ 73,623,672

M. D. Anderson submits this information as a supplement to more accurately reflect our progress in support of the State of Texas HUB Program. Questions should be addressed to Marian Nimon C.P.M., HUB Coordinator (713) 745-8352.



Michael J. Best, Vice President, Business Affairs & Controller

CARING • INTEGRITY • DISCOVERY

1515 HOLCOMBE BOULEVARD • HOUSTON, TEXAS 77030-4095 • 713-792-2121 • www.mdanderson.org

*A Comprehensive Cancer Center designated by the National Cancer Institute
 located in the Texas Medical Center*



TEXAS DEPARTMENT OF PROTECTIVE AND REGULATORY SERVICES

EXECUTIVE DIRECTOR

Thomas Chapmond

March 14, 2002

BOARD MEMBERS

Richard S. Hoffman

Chair, Brownsville

John R. Castle, Jr

Dallas

Anne C. Crews

Dallas

Naomi W. Ledé

Huntsville

Catherine Clark Mosbacher

Houston

Ommy Salinas Strauch

San Antonio


Supplemental Summary for FY2002 Semi-Annual HUB Report for Agency 530

Texas Department of Protective and Regulatory Services (TDPRS) continues to work to strengthen the agency's Historically Underutilized Business (HUB) Program by encouraging HUB participation in all procurement opportunities.

Texas Department of Protective and Regulatory Services' "good faith effort" to ensure continuing HUB participation during FY 2002 included the following:

- Participated in monthly HUB Discussion Work Group meetings, an interagency effort to better coordinate the state's good faith effort program
- Participated in Quarterly HUB Cooperative Committee Meetings to receive information on the implementation of HUB rules from Texas Building and Procurement Commission and provide feedback on related HUB issues
- Increased HUB outreach activities:
 1. Participated in eighteen statewide Economic Outreach Forums
 2. Co-sponsored three Economic Outreach Programs
 3. Hosted seven Agency Forums in which vendors were invited to meet and present to PRS managers, directors, purchasing staff and prime contractors
- Implemented a Mentor Protégé Program; actively working with the first participants
- Encouraged potential HUB vendors to seek Texas HUB Certification
- Worked aggressively with HUB vendors to encourage them to develop business marketing documentation needed for networking at Economic Opportunity Forums and meetings with governmental entities
- Participated as a member of Austin Hispanic Chamber of Commerce Procurement Subcommittee
- Participated as a member of the Spot Bid Fair Planning Committee in conjunction with Texas Association of African American Chambers of Commerce (TAAACC) and Texas Association of Mexican American Chambers of Commerce (TAMACC)

TDPRS supports the State of Texas HUB Program and will continue to research and identify ways to improve HUB participation. Questions concerning the TDPRS HUB Program should be directed to Gerda Sessions, HUB and Quality Control Manager, at (512) 832-2046.


Gerda Sessions
HUB & Quality Control Manager

cc: Thomas Chapmond, Executive Director
Jeannie Coale, Deputy Director of Administration
Art Riojas, Director of Business Services
Wayne Kellberg, Purchasing Systems Administrator



The Agriculture Program

THE TEXAS A&M UNIVERSITY SYSTEM

Jack K. Williams Administration Bldg., Suite 113

2142 TAMU College Station, Texas 77843-2142

Phone 979.845.4747 Fax 979.845.9938 <http://agprogram.tamu.edu>

Office of the Vice Chancellor for Agriculture and Life Sciences

SUBJECT: Supplemental Summary for FY 2002 Semi-Annual Hub Report for 555, 556, & 577

The Texas Agricultural Experiment Station (TAES), Texas Cooperative Extension (TCE), and Texas Wildlife Damage Management Service (TWDMS), remain committed to increasing access to the procurement process for, and awards to, Historically Underutilized Businesses. Our continued participation in the HUB Coop Meetings, the HUB Discussion Workgroup, and Economic Opportunity Forums provide important opportunities to network with other state agencies, share strategies for improving HUB participation, and meet prospective HUB vendors.

The majority of our purchases are made using existing contracts, such as State Term Contracts, Department of Information Services Contracts, and Texas A&M University System-wide contracts as they represent the best value for the agencies. Given the highly technical and scientific nature of our purchases, it is often difficult, or impossible, to find a HUB vendor for these commodities. In an effort to increase HUB participation in the procurement process, the agency purchasing procedures require a minimum of six bids, four from HUB vendors, for all purchases in excess of \$5,000 and units are encouraged to place small dollar orders with HUB vendors whenever possible. To date, the agencies placed in excess of 900 orders with HUB vendors for purchases that fall below the bidding threshold. For purchases requiring bids, 76% of the HUB vendors solicited failed to respond, and of those submitting bids, only 4.7% resulted in awards.

Continuing education on the HUB Program is available to our faculty and staff on a regular basis. In addition to providing the GSC Texas Public Purchasing class to all 138 unit purchasers, the agencies continue to provide continuing education opportunities containing information on our HUB Program to our faculty and staff. Over 70 unit purchasers attended our Ag Program Purchasing and HUB Overview training in December and January. In addition, regional training is being offered to off-campus units this year.

TAES, TCE, and TWDMS has partnered with other Texas A&M University System parts located in College Station in implementing a System-wide vendor training program and mentor-protégé program. The program goals are to foster relationships with HUB vendors, certify new HUB vendors, and identify potential protégés and mentors.

The agencies' HUB Coordinator is working with the local Small Business Development Center to identify and assist local businesses with the HUB certification process. In addition, she has provided TBPC HUB Certification packets to numerous potential HUB vendors identified through other local outreach efforts and Economic Opportunity Forum participation. The agencies participated in the following Forums in the first half of FY '02:

1. TNRCC EOF – Austin – September 27, 2001
2. UH-Clear Lake HUB Vendor Fair – October 3, 2001
3. DIR Power to Purchase Expo – Lubbock – October 3, 2001
4. Central Texas Procurement Convention – Waco – October 10, 2001
5. UT-Tyler EOF – Tyler – November 6, 2001
6. MWBE Conference – San Antonio – December 5, 2001
7. 2nd Annual Stephen F. Austin Bldg. EOF – Austin – February 25, 2002

Sincerely,

Sara D. Rawls
HUB Coordinator
(979) 845-6471

Ronald W. Jackson
Assistant Director for
Budget and Reporting

Universities

Prairie View A&M University—College of Agriculture and Human Sciences,
Cooperative Agricultural Research Center, and Cooperative Extension Program
Tarleton State University—College of Agriculture and Technology
Texas A&M University—College of Agriculture and Life Sciences, College of Veterinary Medicine
Texas A&M University—Commerce—Department of Agricultural Sciences
Texas A&M University—Kingsville—Department of Agriculture and Human Sciences
West Texas A&M University—College of Agriculture, Nursing, and Natural Sciences

Agencies

Texas Agricultural Experiment Station
Texas Agricultural Extension Service
Texas Forest Service
Texas Veterinary Medical Diagnostic Laboratory
Texas Wildlife Damage Management Service



Supplemental Summary for FY 2002 Semi-Annual HUB Report for Agency 576

The Texas Forest Service (TFS) continues to be committed to making a Good Faith Effort for improving participation of HUB's in the agency's purchasing and contracting opportunities. The agency's participation in the HUB Coop Meetings and the HUB Discussion Workgroup provides opportunity for TFS to benefit from other member agencies strategies and experiences.

TFS Purchasing Procedures (supplement to TAMUS Policies) requires all purchases of commodities and services to be accomplished in accordance with applicable State and TAMUS HUB rules and establishes guidelines for all agency personnel to follow to ensure maximum opportunity is provided to certified HUB vendors.

As a TAMUS component, the Texas Forest Service (TFS) participates in the TAMU HUB Advocacy Program in order to enhance the agency's good faith efforts. TFS construction and renovations projects are undertaken in accordance with procedures set forth in the Texas A&M University System Procedures for Physical Plant Construction Projects, which include procedures for HUB participation.

The TFS Purchasing Office continues to conduct Purchasing Procedures Training Classes for all departments within the agency. Parts of these training classes are devoted to training departments in HUB requirements and the use of TBPC's CMBL/HUB in order to increase the number of HUB's solicited/awarded non-competitive purchases that are delegated to agency departments.

In cooperation with the Texas Agricultural Extension Service, the Texas Engineering Experiment Station, and the Texas Transportation Institute, the TFS continues development and implementation of our group agency Mentor-Protégé/Out-Reach Program, "Purchasing From The Inside". The objective of this group agency program is to assist HUB's and potential HUB's on how to do business with these four agencies. So far, this program has been presented at the SFA University EOF, the Dallas Mini-EOF, and the Amarillo Mini-EOF. In order to foster relationships with local HUB's, this program will be continued in other parts of the state where these agencies have departmental/field office locations.


As part of the agency's out-reach efforts, the TFS participated in the following for the first half of FY 2001:

(1) Expo 2001 in Houston, TX on Sept. 26, 2001, and (2) Second Annual Central Texas Procurement Conference in Waco, TX on October 10, 2001.

The TFS has recently made an award totaling \$33,038.00 to a non-certified woman-owned catering service vendor (Deli Depot) in Bastrop, TX. We are currently assisting the vendor with the HUB certification process.

Being a "forestry" agency, a substantial amount of the agency's procurements are for highly specialized equipment and services required to support agency operations in wildfire suppression/prevention, forest development, and other forestry related operations. TFS continues to experience an inadequate amount of HUB vendors that can actually bid on and supply these specialized items. Additionally, emergency purchases required to support agency operations during Emergency Response Operations to wildfire incidents that occur in remote areas of the state, continue to create situations where an adequate HUB vendor base is very limited or non-existent.

Sincerely,



Jimmy Stephens
Purchasing Manager



TEXAS WATER DEVELOPMENT BOARD



Wales H. Madden, Jr., *Chairman*
William W. Meadows, *Member*
Dario Vidal Guerra, Jr., *Member*

Craig D. Pedersen
Executive Administrator

Jack Hunt, *Member*
Thomas Weir Labatt III, *Member*
E. G. Rod Pittman, *Member*

Supplemental Summary for the FY-2002 Semi Annual HUB Report, Agency 580

The Texas Water Development Board (Board) has continued its commitment to include Historically Underutilized Business (HUB) vendor participation for the procurement of goods and services. The agency has put forth a total effort to ensure that HUB vendors are being fully utilized. During fiscal year 2002, as in previous years, our agency's HUB participation in the Commodity Purchasing and the Special Trades categories exceeded the statewide goal. This was due to our concerted efforts to increase HUB vendor participation and HUB vendor use.

Despite our continued efforts to increase HUB vendor participation and use in all categories, our Professional Services and Other Services categories do not truly reflect our agency's HUB participation efforts. In an effort to increase HUB participation in these categories the Board has established HUB participation goals in the agency's internal Underwriting Policies and Procedures (UPP) which are being utilized in our bond sales. In addition to obtaining the best prices for our bonds, the UPP's are designed to maximize the efforts to include HUB participation throughout the bond distribution process. The Board has also created a Bond Counsel Team composed of three firms, one of which is a HUB firm, in order to allow HUB firm participation throughout the Bond Counsel process. The Board is currently working to develop Mentor - Protégé agreements with the vendors participating in the agency's bond transactions in order to strengthen the working relationship with these firms. To further strengthen the Board's commitment to provide opportunities for HUB firm participation, the Board has also ensured that HUB firms were being used throughout the securities purchasing process. In fiscal year 2002, the Board utilized the services of several security dealers. Two of these security dealers were certified HUB firms. The Board has put forth a total effort to allow HUB Vendor participation while complying with the Texas Building and Procurement Commission (TBPC) procurement rules and procedures. In order to further increase the Board's HUB participation, the agency is actively performing the following activities:

- Adopting the TBPC HUB rules to ensure compliance with the requirements of SB 178;
- Using the TBPC Centralized Master Bidder's list and HUB Listing when soliciting bids;
- Dividing large orders into smaller orders to increase HUB participation opportunities;
- Obtaining bids from HUB vendors on almost all purchase orders (except for emergency orders);
- Assisting HUB vendors with HUB Certifications;
- Attending, hosting, and participating in State HUB Forums and Seminars;
- Maintaining an internal database to track and identify HUB vendor participation; and,
- Posting HUB program and procurement information on the agency website.

The Texas Water Development Board is committed to providing opportunities for HUB vendors to participate in the procurement of goods and services and will continue to explore methods to allow for continued HUB vendor participation.


Ryan Long
Director, Support Services Division

Our Mission

Provide leadership, technical services and financial assistance to support planning, conservation, and responsible development of water for Texas.

P.O. Box 13231 • 1700 N. Congress Avenue • Austin, Texas 78711-3231
Telephone (512) 463-7847 • Fax (512) 475-2053
1-800-RELAYTX (for the hearing impaired)
URL Address: <http://www.twdb.state.tx.us>
E-Mail Address: info@twdb.state.tx.us
TNRIS - The Texas Information Gateway • www.tnris.state.tx.us
A Member of the Texas Geographic Information Council (TGIC)





Texas Department of Transportation

DEWITT C. GREER STATE HIGHWAY BLDG. • 125 E. 11TH STREET • AUSTIN, TEXAS 78701-2483 • (512) 463-8585

Supplemental Summary for FY 2002 Semi-Annual HUB Report for Agency No. 601

Agency Name Texas Department of Transportation (TxDOT)

Agency Number 601

The Texas Department of Transportation (TxDOT) is a recipient of federal funds from the U.S. Department of Transportation (U.S. DOT). U.S. DOT requires its recipients to establish a Disadvantaged Business Enterprise (DBE) Program. The DBE program has more stringent eligibility and reporting requirements and it impacts the Department's ability to meet adjusted HUB goals. As an example, the HUB firms certified by the Texas Building and Procurement Commission (TBPC) are unable to be certified as a DBE. The DBE program requires that the DBE owners submit a personal net worth affidavit. The personal net worth affidavit requires the DBE owners to identify all of their assets and liabilities. This requirement has caused a number of DBEs to drop from the program. The DBE program also has more stringent requirements in reporting awards made to DBEs. DBE credit is limited for regular dealers of materials (60% credit) and brokers (fees and commission only). TxDOT will continue to strive to provide opportunities for all groups identified in the DBE and HUB program throughout the State of Texas. Since September 1, 2001 through February 28, 2002, TxDOT participated in 23 conferences and forums hosted by organizations such as the Women in Construction, Texas Association of African-American Chamber of Commerce, Hispanic Contractors de Tejas, etc, resulting in 71 business one-on-one interviews with TxDOT purchasers.

An important factor that impacts TxDOT DBE\HUB statistics is that we have graduated 56 firms from the DBE\HUB program. For the time period from September 1, 2001 to February 28, 2002, TxDOT awarded \$ 7,410,436.92 to firms that have graduated from the program. Also TxDOT prime contractors have paid an additional \$3,694,184.19 to former DBE\HUB firms who have decided one way or another not to renew their DBE\HUB certification.

In accordance with Article IX of the 1998-99 General Appropriations Act, Section 124, Subsection 6, TxDOT reports to the Texas Building and Procurement Commission (TBPC) all HUBs submitting bids and/or proposals and receiving prime awards. The HUB Supplemental Report, Attachment 1, provides the number of HUBs classified by ethnic group status that have submitted bids and have received prime awards for the acquisition, construction, or operational implementation of state facilities or program. This report represents bids submitted for Heavy Construction that includes all roadway maintenance proposals and all local let maintenance projects at the District level. This bid count also includes all proposals and bids submitted for Building Construction and Professional Service Contracts (Engineering, Surveying, Architect, Lab, and other non-engineering consulting services). Purchase order commodities bid and award information is now available from TxDOT's Automated Purchasing System and is reflected in the bid and awards counts of this report.

Juan Vega, Manager
Goal Setting & Data Report Branch
Business Opportunity Program Section
Construction Division

Efrén Casarez, DBE\HUB Program Director
Business Opportunity Program Section
Construction Division

Texas Department of
Mental Health and Mental Retardation

Karen F. Hale, M.S.S.A.
Commissioner

Supplemental Summary for Fiscal Year 2002 for Semi -Annual HUB Report for Agency 655



Central Office
P.O. Box 12668
Austin, TX
78711-2668
(512) 454-3761

This supplemental letter to the Texas Department of Mental Health and Mental Retardation (TDMHMR) Historically Underutilized Business (HUB) Report has been prepared to provide a better representation of the agency's good faith efforts and TDMHMR's commitment to the HUB program.

In Fiscal Year 2001 TDMHMR implemented a stated-wide HUB plan aimed at improving the agency's HUB performance. These strategies have been instrumental in increasing the number of contracts awarded to HUBS and assisting the agency in establishing an effective HUB outreach program. Below is the agency's historical HUB data for contracts awarded and responses received, which clearly indicates the level of effectiveness of the agency's good faith efforts.

	FY 2000	FY 2001	Difference +/-	FY 2001- 1 st Half	FY2002- 1st Half	Difference +/-
HUB Responses	5,151	9,899	4,748	3,914	5,679	1,765
HUB Awards	2,907	4,499	1,592	1,937	2,560	623

TDMHMR's HUB Plan has also been instrumental in identifying specific factors, which adversely impact our HUB utilization percentages. Two of the most significant factors identified are the agency's pharmaceutical contract, which does not contain any probable subcontracting opportunities and in FY 2001 accounted for over 27% of the agency's HUB base. Another factor identified is the \$1.7 million of contracts awarded to minority and women-owned businesses in FY 2001, which meet the criteria for HUB certification, but are not currently certified, or have elected not to become certified. The effects of these two factors on the TDMHMR's HUB utilization percentages are clearly indicated in the table below. The table also provides a more realistic representation of the agency's actual utilization of minority and women-owned businesses.

FY 2001	Total Expenditures	Total Spent with non-HUBs	Non HUB%	Total Spent w/all HUBs	HUB %
As Stated by TBPC	97,884,176.00	88,218,749.00	90.13%	9,665,427.00	9.87%
Excluding Pharmaceutical Contract	71,007,943.00	61,342,516.00	86.39%	9,665,427.00	13.61%
Including Non-cert. Minority & Women Businesses	71,007,943.00	59,611,475.55	83.95%	11,396,467.45	16.05%

TDMHMR is committed to obtaining its HUB goals and will continue to support the good faith efforts to strengthen the agency's HUB program. Laura A. Cagle, HUB Coordinator may be reached (512) 206-5881 to provide additional information.

Sincerely,

Karen F. Hale
Commissioner



TEXAS DEPARTMENT OF CRIMINAL JUSTICE

P.O. Box 99 • Huntsville, Texas 77342-0099

Gary Johnson,
Executive Director

March 7, 2002

SUBJECT: Agency 696 Supplemental Summary for the FY2002 Semi-Annual HUB Report

The Texas Department of Criminal Justice (TDCJ) is firmly committed to promoting and increasing contracting opportunities with Historically Underutilized Businesses (HUB's). The Agency seeks to accomplish this by using a highly structured program that is presented as the TDCJ HUB Action Plan. This action plan consists of 28 separate projects each with a written plan including all action steps, persons responsible, and due dates for completion. This plan is growing and projects are added as new opportunities are identified.

A project that the TDCJ is especially proud of is our initiative to capture all Agency written invitations to bid and forward them to all qualified HUB vendors. This project was previously contracted out to Onvia.Com and will be done in-house by TDCJ personnel and computer systems in FY 2003.

Other good faith effort projects currently listed in our HUB Action Plan include the following:

- Agency partnership with the Texas Association of Mexican American Chambers of Commerce (TAMACC) and the Texas Association of African American Chambers of Commerce (TAAACC).
- Program to have HUB suppliers present their products and services to TDCJ personnel.
- Increase utilization of HUB contractors in building renovation and remodeling.
- Increase utilization of HUB contractors in the professional services category.
- Increase utilization of HUB contractors in the other services category.
- Increase utilization of HUB contractors in the building construction category.
- Continuous revolving one on one training of TDCJ purchasers in locating and using HUB vendors.
- Attendance at economic opportunity forums and HUB oriented trade fairs with bid opportunities.
- Attend construction pre-bid conferences and introduce HUB subcontractors to prime contractors.
- Identify HUB contractors that need certification or re-certification and assist them.
- Job Order Contracting HUB utilization plan.
- Successful program to increase procurement card HUB utilization.
- Assistance to and training of HUB vendors and contractors as necessary.
- Formation of HUB Action Committee with key purchasing and contracting personnel.
- Huntsville HUB trade show with TDCJ purchasers meeting new HUB vendors and contractors.
- Initiative to promote HUB trade shows in major cities with HUB's occupying the booths at low cost.
- Promote and expand successful mentor-protégé program.

Work is in progress on all of these projects and more. The TDCJ believes that these programs demonstrate our "Good Faith Effort" to improve participation of Historically Underutilized Businesses in the Agency's contracting opportunities. For further information contact James W. Davis – HUB Coordinator at (936) 437-7026.

Sincerely,

A handwritten signature in black ink, appearing to read "Brad Livingston", written over a horizontal line.

Brad Livingston
Chief Financial Officer



TEXAS EDUCATION AGENCY

1701 North Congress Ave. ★ Austin, Texas 78701-1494 ★ 512/463-9734 ★ FAX: 512/463-9838 ★ <http://www.tea.state.tx.us>

Jim Nelson
Commissioner of Education

Supplemental Summary for the FY 2002 Semi-Annual HUB Report- Agency 701

The Texas Education Agency (TEA) continues to promote the use of Historically Underutilized Businesses (HUBs) to provide goods and services to support the agency's operations. Our "good faith efforts" to ensure continued HUB participation during this period include activities categorized into the four major areas listed below:

1. **PLANNING:** Formally adopted and implemented the requirements of the HUB rules in the TEA Operating Procedures
2. **OUTREACH:** Established a key performance measure for "number of HUB contacts made" each month (i.e., assisting vendors with the certification process, providing suggestions on how to market their products/services to state government, matching HUB vendors directly with TEA purchasing and/or contracting staff)
 - Data is reviewed monthly by the division management and posted electronically to the divisional Balanced Scorecard report for senior management review
 - HUB Coordinator made 188 "HUB contacts" during this semi-annual period
 - Participated in four Economic Opportunity Forums (EOFs)
 - At the Spot Bid Contract Fair EOF, attended by the 50 top spending agencies in the state, TEA awarded over \$9,600 in "on-the-spot" contracts to HUB vendors, representing almost 10% of the total dollar amount awarded to HUBs at the event
3. **REPORTING:** Management focus group implemented an internal business process to establish consistent data collection processes for all bids, proposals, and contracts awarded to HUB and non-HUB vendors
4. **SUBCONTRACTING:** The Agency Contracts Management Unit integrated the requirement for a full subcontracting plan from all vendors for contract proposals over \$100,000; trained all appropriate contract monitors in this area

TEA HUB EXPENDITURES BY PROCUREMENT CATEGORIES: The mission of the agency does not lend itself to accomplishing the utilization goals for HUB expenditures in several procurement categories. A general analysis of historical data by specific procurement category follows:

"Heavy Construction," "Building Construction," and "Special Trade": TEA very rarely expends any funds in these areas.

"Professional Services" and "Other Services": Typically, the preponderance of agency expenditures occurs in these two categories. However, a number of agreements are with nationally- and internationally-based business and investment firms, universities, school districts, Education Service Centers, and other state agencies that generally provide services not available through HUB vendors.

"Commodities Purchases": The agency has had the most success with HUBs in procuring goods and services in this category. Here, TEA aggressively seeks HUB business and has consistently exceeded the state average in this area.

TEA supports the State of Texas HUB Program and continues to seek ways to increase HUB participation in agency expenditures whenever possible. Should you have any question about our "good faith efforts," please contact Alvin Schultz, HUB Coordinator, at (512) 463-9047.

Billy J. Hoppe
Senior Director, Agency Infrastructure

Preparing Children, Promoting Excellence



The Texas A&M University System Health Science Center

Supplemental Summary for the FY 2002 Semi-Annual Hub Report
Agency 709

The Texas A&M University System Health Science Center is fully committed to making a good faith effort to initiate, develop, and implement a fair, open, and inclusive procurement system which values and advocates the broadest possible Historically Underutilized Business participation.

The Texas A&M University System Health Science Center maintains a successful community outreach effort and is committed to involvement in the following outreach activities:

- The Texas Building and Procurement Commission HUB Cooperative Committee.
- Attendance at The Texas A&M University System Hub Coordinators meetings.
- Attendance at Texas Building and Procurement Commission Economic Forums.
- Member of Texas Universities Hub Coordinators Alliance.
- Advertisement in various ethnic media publications and minority business centers.
- Attendance at the 5th Annual African American Summit.
- Attendance at the Hispanic Contractors Conference in Irving, Texas.

TAMUS-HSC continues to provide training to the faculty and staff in an effort to increase their awareness of and utilization of HUBs in the procurement of all goods and services. In addition, pre-bid meetings on construction projects are conducted to review with bidders good faith effort for seeking HUB subcontracting companies.

As a healthcare and research institution, The Texas A&M University System Health Science Center must contract for goods and services in specific categories for which there is minimal or no HUB availability. We continue to research HUB potential in these areas, however, some non-availability continues in the areas of medical/research products and chemicals.

The Texas A&M University System Health Science Center is committed to performing a good faith effort to utilize HUB vendors while supporting the institution's mission as well as the administrative and logistical operations.

Submitted by:

Wauneta L Holland
Purchasing Director
Hub Coordinator



The Texas A&M University System

Office of Administration

John B. Connally Building, 7th Floor • 301 Tarrow • College Station, Texas 77840-7896
Phone (979) 458-6036 • Fax (979) 845-8695 • Campus Mailstop 1138 • <http://tamusystem.tamu.edu>

Supplemental Summary for FY 2002 Semi-Annual HUB Report for Agency 710

The Texas A&M University System (TAMUS) is committed to making a Good Faith Effort to assist Historically Underutilized Businesses (HUBs) to receive contract awards for design and construction and for the purchase of supplies, materials, equipment and services, including those relating to the issuance of bonds, in accordance with the rules established under the law by the Texas Building and Procurement Commission (TBPC). The procurement process seeks to provide equal access to all businesses, encourage competition and promote other fair business practices.

The TAMUS HUB Advocacy Program was developed to further enhance opportunities of the women and minority business community (<http://tamusystem.tamu.edu/hub.html>). Elements of the program include:

- Coordinated efforts that disseminate information to System components regarding Good Faith Efforts, vendor lists, reporting requirements and strategies to enhance the program.
- Outreach efforts that include networking opportunities with HUBs at economic opportunity forums, symposiums and HUB fairs as well as communicating with Small and Minority Business Development Centers, Chambers of Commerce and other HUB associations.

The TAMUS (710) includes the System Administrative and General Offices. The majority of its expenditures fund the major construction projects of the System which are managed by the Facilities Planning and Construction Department. Currently, over \$600,912,000 of construction projects are in various stages of development and construction. A web site has been developed to inform prospective bidders of contracting and professional service opportunities at (<http://fpcnts.tamu.edu/fpc/>). Outreach efforts included the following:

- Participation in economic opportunity forums and conferences hosted by the University of Houston, the Texas Procurement and Building Commission (TPBC), the Hispanic Contractors Assn., the Texas Assn. of African American Chambers of Commerce (TAAACC), the University of Texas System, the Texas A&M University System and the Texas Legislative Summit.
- Support of the Hispanic Contractors Assn., Texas Assn. of Mexican American Chambers of Commerce (TAMACC), Texas Assn. of African American Chambers of Commerce (TAAACC), and the Texas Assn. of Minority Business Enterprises (TAMBE).
- The System is a member of the HUB Cooperative Committee, the HUB Construction Work Group Committee, the HUB Discussion Work Group Committee and the State of Texas Mentor Protégé Cooperative Group.

Facilities Planning and Construction is committed to doing its Good Faith Effort to assist HUBs in receiving equal economic opportunities. Efforts are being made to seek bids from HUB primes as well as subcontractors and to certify and recertify qualified HUBs. New HUB Subcontracting procedures have been developed and a Mentor Protégé Program has been created to assist business growth.

The Texas A&M University System is proactive and supports the State of Texas HUB program which is about good business sense and creates an attitude that improves competition but does not create a preference.

Tom Bullock, Jr.
System HUB Coordinator

TB/cbr
March, 2002

Universities

Prairie View A&M University • Tarleton State University • Texas A&M International University • Texas A&M University • Texas A&M University-Commerce • Texas A&M University-Corpus Christi
Texas A&M University-Kingsville • Texas A&M University-Texarkana • West Texas A&M University

Agencies

Texas Agricultural Experiment Station • Texas Agricultural Extension Service • Texas Engineering Experiment Station • Texas Engineering Extension Service • Texas Forest Service
Texas Transportation Institute • Texas Veterinary Medical Diagnostic Laboratory • Texas Wildlife Damage Management Service

The Texas A&M University System Health Science Center



TEXAS A&M UNIVERSITY
 Department of Purchasing Services
 P.O. Box 30013
 College Station, Texas 77842-0013
 Phone 979-845-4579 Fax 979-845-3800

Supplemental Summary for the FY '02 Semi-Annual HUB Report for Agency 711

Texas A&M University continues to be fully committed to our Good Faith Effort Program as it relates to our Historically Underutilized Businesses Advocacy Program to develop and maintain supplier diversity while sustaining a fair, open and competitive bidding and procurement process. During FY '02 we have taken the following actions intended to improve HUB access and increase the opportunity of awards to HUB vendors:

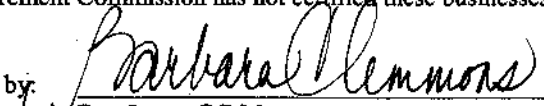
In-Reach Educational Program - All procurement-related training programs incorporate HUB resource materials to assist end users in identifying and utilizing HUBs for the purchase of goods and services that have been delegated. The Department of Purchasing Services has developed a HUB Directory website which lists a selection of HUB vendors for departments to access for their delegated purchases of \$5,000.00 or less. Training on the use of this website is incorporated into the monthly procurement training workshops. The HUB Coordinator also meets with the Food Services Department and the Physical Plant Construction Group to provide new HUB vendor contacts acquired from recently attended Economic Opportunity Forums.

Out-Reach Program - Individuals from the Purchasing Services Department have participated in three (3) Economic Opportunity Forums and one (1) specialized Forum with Vanguard Environments, a furniture vendor. We have monthly representation at the HUB Discussion Work Group and the HUB Construction Work Group. These groups are working to establish effective networking between state agencies, increase exchange of information between agencies on the Mentor-Protégé program, introduce new HUB vendors, and implement effective associations between prime contractors and subcontractors. We have also agreed to work with the statewide committee to help develop uniform language for the HUB Subcontracting Plan, which is required for purchases in excess of \$100K. Please address questions concerning the supplemental letter to Barbara Clemmons, HUB Coordinator, (979) 845-3425.

Bid/Offer Opportunities- Below is a summary of bid and offer solicitations by Texas A&M University during FY '02:

Number of Bids to Ethnic Owned Companies:	11
Number of Responses by Ethnic Owned Companies:	2
Percentage Rate of Responses:	18%
Number of Bids to Woman Owned Companies:	9
Number of Responses by Woman Owned Companies:	1
Percentage Rate of Responses:	11%
Overall Total Bids Sent to HUBS:	20
Overall Total Responses by HUBS:	3
Percentage Rate of Responses:	15%
Total Bids Sent:	38
Total Sent to HUBS:	28
Percentage of Bids Sent to HUBS vs. Total Bids Sent:	53%

Non-Certified HUB Purchases- During FY '02, Texas A&M University purchased goods and services totaling \$2,639,617.86 from non-certified HUBs. The semi-annual report does not reflect these expenditures because the Texas Building and Procurement Commission has not certified these businesses.

Submitted by: 
 for Rex Janne, C.P.M.
 Director, Department of Purchasing Services





SUPPLEMENTAL SUMMARY FOR FY2002 SEMI-ANNUAL HUB REPORT FOR AGENCY 712

The Texas Engineering Experiment Station remains committed to ensuring the utilization of HUB vendors.

TEES placed 159 purchase orders between September 1, 2001 and February 28, 2002 for a total award of \$2,574,169.97. A comparative breakdown shows that **4% (\$102,111.80)** of the total orders awarded were State Contract Orders. **17.7% (\$455,535.75)** were direct publications, internal repairs, DIR orders, delegated purchases, etc. **60.2% (\$1,550,684.82)** of the total orders awarded are approved sole source justified purchases. This leaves a total of **\$465,837.60, or 18.1%**, which was competitively bid and offered to minority and women-owned vendors.

Continued effort is placed on locating HUB vendors in the areas of scientific and technical equipment. This type of equipment is purchased in support of on-going research - a primary function of our agency. Items of this nature include high performance YAG laser systems, a micropore analyzer and a whole core computed tomography scanner.

Outreach efforts include attendance at Economic Opportunity Forums and Purchasing Conferences. These opportunities allow us to build new relationships with HUB vendors and maintain relationships with HUB vendors currently being utilized. TEES continues to assist HUB vendors in becoming certified, as well as assisting all vendors in making direct contact with departmental personnel responsible for initiating purchases.

We continue to compile and distribute an updated HUB vendor list, which is taken from the GSC Master Bidders List, for commodities most often used by TEES divisions. This service remains to be a useful tool in providing HUB vendor information to departmental personnel. Additionally, we encourage minority vendors to re-certify and offer assistance with problems encountered with the process.

TEES remains a recipient of Funding from National Science Foundation for the Texas Alliance for Minority Participation which includes various state agencies, community colleges and industry national lab partners to increase the number of minorities earning degrees in engineering, mathematics and the sciences. Payments made to various universities and community colleges for disbursement to minority students for stipends, materials, supplies and equipment are currently excluded from reporting and thus we do not receive credit for this highly successful program. Expenditures for this reporting period are: \$631,792.67.


Carol J. Cantrell
Assistant Vice Chancellor

lgh



Office of Purchasing & Central Services

Box T-0600, Stephenville, Texas 76402
254/968-9611 Fax 254/ 968-9838

Supplemental Summary for FY '2002 Semi-Annual HUB Report
Agency 713

Tarleton State University remains fully committed to its Good Faith Effort to assist Historically Underutilized Businesses (HUBs) in receiving equal economic opportunities.

Tarleton State University makes every effort to solicit pricing from HUBs when making purchases. In our ongoing efforts to promote business with HUBs the following measures have been taken:

Provide workshops for university departmental employees on accessing the list of certified HUB vendors through the GSC and encourage placing orders when possible. Promote utilization of HUB vendors when purchasing with the procurement card.

Attend and participate in economic forums held in the Dallas, Fort Worth and Austin areas (Due to staffing and travel budget, travel to other locations are not feasible).

Attend quarterly meetings for the Texas A&M System HUB Coordinators to gain information on how to strengthen our HUB program.

Have teamed with the Small Business Development Center to promote HUB certification and participation. Identified HUB vendors in surrounding counties to promote doing business with state agencies.

Encourage prime contractors to utilize HUB vendors for supplying labor and materials through procedures set forth in the Texas A&M University System Procedures for Physical Plant Construction Projects. Also invite potential HUB sub contractors to attend pre-bid meetings in order to network with prospective prime contractors.

Member of the Texas Universities HUB Coordinators Alliance which promotes doing business with HUB vendors. This group places advertisements in various HUB publications to promote doing business with Alliance members.

Attend quarterly meetings of the Texas Universities HUB Coordinators Alliance. A minimum of 3 HUB vendors are invited to give presentations to the group at each quarterly meeting.

Tarleton continues to experienced difficulties due to our geographic location. In securing data for the FY '2001 Semi-annual HUB Report, Tarleton solicited bids/offers from 268 HUB vendors with only 96 vendors responding.

Tarleton State University is committed to increasing efforts in strengthening HUB participation.

Sincerely,


Beth Chandler

Director of Purchasing and Central Services

A Member of The Texas A&M University System



Fiscal Affairs

PRAIRIE VIEW A&M UNIVERSITY

P. O. BOX 248
PRAIRIE VIEW, TEXAS 77446-0248



Supplemental Summary for FY '02 Semi-Annual HUB Report for Agency 715

Prairie View A&M University continues to support the State of Texas HUB Program. In addition to awarding HUB contracts, we have demonstrated a "Good Faith Effort" to assist HUB vendors in receiving equal economic opportunities in business. These efforts are described below.

Below is a list of EOF's attended by our agency:

- Greater Houston Minority Development Monthly Meetings
- GSC Vendor Fair - Austin, Texas
- Technology Fair - Austin, Texas
- University of Houston Vendor Fair
- Texas A&M System Procurement & HUB Meetings
- BOSS Vendor Fair - Austin, Texas

Additional efforts include the awarding of eleven contracts to non-registered minority vendors. These contracts represent a dollar value of \$89,770.00. We have also identified an additional \$200,000.00 of funds paid to non-certified minority and woman owned businesses, through spot purchases and sub-contractors.

Donna Harrell, Interim Purchasing Agent

W. Kay Peavy, Manager of Procurement Services

Controller's Office
(409) 857-4624

Accounting Svcs.
(409) 857-2913

Budgets & Payroll
(409) 857-2954

Procurement Svcs.
(409) 857-3051

Treasury Svcs.
(409) 857-2415



THE UNIVERSITY OF TEXAS AT ARLINGTON

PROCUREMENT SERVICES

Supplemental Summary for FY '02 Semi-Annual HUB Report for Agency 714

The University of Texas at Arlington (UTA) is committed to making a good faith effort to increase purchases and contract awards with Historically Underutilized Business (HUB) vendors to insure all businesses have full and equal opportunity to provide the goods and services needed to support UTA's operations.

UTA has created an aggressive HUB program by:

- Making major improvements to the University HUB website to promote the program, provide useful links to business assistance centers and minority chambers of commerce, and provide the University departments with an on-line shortlist of HUBs for their procurement opportunities
- Taking a leadership role in the creation of the Texas Universities HUB Coordinators Alliance, which brings together 12 universities to share resources, training, programs information, advertising expenses, and more importantly provide an effective coordinated venue for HUBs to obtain assistance and provide their goods and/or service information to all 12 universities more easily
- Enrolling two mentor/protégé teams to assist in the growth of the HUB protégés
- Making major improvements to the monthly HUB reports to raise the departments' awareness of their utilization of HUBs in their procurement opportunities
- Weekly providing a list of current procurement bid opportunities to business assistance centers and minority chambers for dissemination to their members and directly contacting any known HUB for the bid items
- Conducting HUB certification workshops and participating on minority and women-owned business discussion panels

UTA's HUB Program Manager maintains an aggressive outreach program through his commitment and assistance at various events sponsored by the business organizations listed below.

- U. S. Minority Business Development Agency
- Texas Building and Procurement Commission
- Greater Dallas Hispanic Chamber of Commerce
- North Texas Women's Business Council
- New Image Business Associates
- Arlington Chamber of Commerce
- U.S. Small Business Administration
- Greater Dallas Chamber of Commerce
- D/FW Minority Business Development Council
- Fort Worth Women's Business Assistance Center
- Grand Prairie Chamber of Commerce
- Cross Timbers Procurement Center

Although UTA makes every effort to utilize HUB vendors, payments are made to minority and woman-owned vendors not currently certified as HUBs. The first chart below reflects adjusted dollars for these payments, as well as payments in areas where HUBs are not available.

Purchase Category	Underutilized HUB payments (%)	Non-certified Underutilized HUB Payments (%)*	HUB Non-Availability Payments**	Adjusted Underutilized HUB Payments (%)
Building Construction	Not Applicable	NA	NA	NA
S. T. Construction	\$1,231,139 (35.41%)		NA	\$1,231,139 (35.41%)
Professional Services	NA		NA	NA
Other Services	\$ 478,384 (12.73%)	\$ 4,935 (1.02%)		\$ 483,319 (12.86%)
Commodities	\$ 960,465 (10.81%)	\$ 71,819 (6.99%)	\$ 4,900 (.48%)	\$1,027,383 (11.57%)

*numerator adjustment; **denominator adjustment

HUBs Submitting Bids and/or Proposals

Ethnic & Gender Categories	AS		BL		HI		AI		WO	Total
	M	F	M	F	M	F	M	F		
Number of HUB Bids/Proposals Received	38	22	124	19	110	15	32	0	383	743

Number of Contracts Awarded to HUBs

Ethnic & Gender Categories	AS		BL		HI		AI		WO	Total
	M	F	M	F	M	F	M	F		
Number of Contracts Awarded	7	7	13	2	35	6	14	0	145	229

Dan Risik, C.P.M.
Assistant Controller for Procurement Services



TEXAS A&M UNIVERSITY
Department of Purchasing Services
P.O. Box 30013
College Station, Texas 77842-0013
Phone 979-845-4579 Fax 979-845-3800

March 8, 2002


Supplemental Summary for the FY '02 Semi-Annual HUB Report for Agency No. 718

Texas A&M University-Galveston continues to be fully committed to the State of Texas Good Faith Effort Program as it relates to our Historically Underutilized Businesses Advocacy Program. The University continues to develop and maintain supplier diversity while sustaining a fair, open and competitive bidding and procurement process. During FY '02, we have taken the following actions intended to improve HUB access and increase the opportunity of awards to HUBs:

In-Reach Educational Program - All procurement-related training programs incorporate HUB resource materials to assist end users in identifying and utilizing HUBs for the purchase of delegated goods and services. Departments are being trained to use the Department of Purchasing Services HUB Directory for soliciting HUB vendors for these purchases. The university is also developing a vendor packet which details pertinent information about the HUB program, vendor opportunities and vendor responsibilities. The university's goal is to assist vendors who are not certified through the TBPC obtain State of Texas certified HUB status.

Out-Reach Program - Actively supporting and participating in the Economic Opportunity Forums offered throughout the state. The University includes non-typical resource individuals at these various forums and conferences. The university continues its efforts to solicit HUB vendors for participating in procurement opportunities. Plans are underway to sponsor a specialized Economic Opportunity Forum in the spring or summer. This forum will include break out sessions for vendors to gain knowledge about HUB Subcontracting Plans and their requirements, accessing the Electronic State Business Daily and how to do business with Texas A&M University- Galveston

Submitted by:



Rex E. Janne, C.P.M.
Director of Purchasing Services



MEMBER NATIONAL ASSOCIATION OF EDUCATIONAL BUYERS



THE UNIVERSITY OF TEXAS SYSTEM

Office of Business Affairs

210 WEST SIXTH STREET AUSTIN, TEXAS 78701-2980

(512) 499-4530 • FAX: (512) 499-4573 • lwright@utsystem.edu

Supplemental Summary for the FY 2002 "Semi-Annual" HUB Report - Agency 720

The University of Texas System Administration has initiated a pilot Bonding and Technical Assistance Program (BTAP). The BTAP began in March 2001 in conjunction with construction of the \$183 million Ambulatory Clinical Building at the U. T. M.D. Anderson Cancer Center in Houston. The program is designed to deliver technical support services; including general management, financial administration, technical assistance, and insurance, and bonding and working capital support to potential subcontractors including certified historically underutilized businesses.

Measurements of supply marketplace variables, including demand for goods/services for which no HUB suppliers are available and payments to non-certified HUB firms, including graduated firms, are important considerations in evaluating program performance. Payments exceeding \$10.8 million made by this agency to non-certified or graduated underutilized HUB firms during the reporting period are not reflected in published program performance measures. An analysis of that factor and of HUB non-availability on program results for the reporting period is presented below.

The nature and types of medical malpractice claims are extremely varied. Some claims have minimal exposure to the insured physician if properly handled; other claims involve multi-million dollar exposure, exceeding policy limits, with substantial risk to the estate of the individual defendant. It is deemed preferable to match each case with the defense attorney's skill, experience and knowledge of local judge and jury situations. Approximately 50% of U. T. System Self-Insurance Plan cases involve HUB non-capacity. The justification for this estimate is found in the complexity of the cases, exposure of individual faculty physicians, need for local representation, and requisite legal expertise.

All U. T. System bonds/notes are rated by at least two of the three nationally recognized bond-rating agencies: Standard & Poors, Moody's, and Fitch. When bonds/notes are sold, a paying agent/registrar is selected to maintain a record of bondholders and to pay the periodic interest and principal payments. The paying agent/registrar is typically a bank that must be automated and capable of meeting the requirements that may be specified by the Depository Trust Company in New York. HUB firms that provide bond counsel, financial, printing, and underwriting services are limited.

The following table presents an analysis of the effects of payments to non-certified HUB firms and HUB non-availability on HUB program performance measures:

Purchase Category	Total Expenditures	Underutilized HUB Payments (%)	Non-certified or Graduated Underutilized HUB Payments *	HUB Non-Availability Payments **	Adjusted Underutilized HUB Payments (%)
Heavy Construction	-0-	-0-	-0-	-0-	-0-
Building Construction	\$134,327,155	\$6,908,307 5.1	\$10,139,945	\$1,222,227	\$17,048,252 12.8
S. T. Construction	564,237	-0-	-0-	-0-	-0-
Professional Services	19,763,410	1,302,631 6.6	20,443	235,247	1,323,074 6.8
Other Services	13,389,834	1,620,869 12.1	659,709	1,080,030	2,280,578 18.5
Commodities	3,618,015	117,543 3.3	2,400	167,505	119,943 3.5
TOTAL	\$171,862,651	\$9,949,350 5.8	\$10,822,497	\$2,705,059	\$20,771,847 12.3

* numerator adjustment; ** denominator adjustment

Lewis W. Wright
 Lewis W. Wright
 Associate Vice Chancellor for Business Affairs



OFFICE OF THE VICE PRESIDENT AND CHIEF FINANCIAL OFFICER

THE UNIVERSITY OF TEXAS AT AUSTIN

P.O. Box 8179 • Austin, Texas 78713-8179 • (512) 471-1422 • FAX (512) 471-7742

**Semi-Annual Supplemental Summary for FY 2002 Report
Agency 721**

The University of Texas at Austin's Historically Underutilized Business and Small and Disadvantaged Business Office (HUB/SADBO) Program's mission is to enhance the ability of HUBs and small businesses to compete for contracts and purchases; to increase the number of contracts and purchases awarded to HUB firms and small businesses; to provide economic and job opportunities within the State of Texas; to create a fair and open competitive market; and to improve community awareness and involvement.

In its effort to encourage the use of HUBS, the University commenced its own Mentor-Protégé Program and continued in conjunction with The University of Texas System in assisting development of Mentor-Protégé programs across the state. The University of Texas at Austin also increased its prime source limit from \$2000 to \$5000, hosted and co-sponsored one Economic Opportunity Forum (EOF) with several other agencies during the 5th Annual Black Legislative Caucus week, assisted 70 HUBs in becoming state certified, attended 5 EOFs, and renewed the Memorandum of Cooperation Agreement between the Texas Association of African American Chambers of Commerce (TAAACC) and the Texas Association of Mexican American Chambers of Commerce (TAMACC).

As an institution of higher education, the University expends millions of dollars in research areas, as well as, in its infrastructure support where no HUB sources are identified. These areas include telephone services, specialty laboratory equipment and chemicals, electron microscopy equipment, satellite positioning systems, synthetic textile fibers, navigation instruments, pharmaceuticals, lasers and accessories, plastic forming and molding equipment, mass/gas chromatographs, wave from analyzers, utility services, image analysis systems, and transformers (for power center). Taken into perspective this changes the University's HUB percentage from 7.92% to 12.53%. (see footnote)

Purchase Category	Total Expenditures	Underutilized HUB Payments	(%)	Non-Certified Underutilized HUB Payments*	HUB Non-Availability Payments**	Adjusted Underutilized HUB Payments	(%)
Heavy Construction	\$10,291	\$0.00	0.00%	\$ 0.00	\$0.00	\$0.00	0 %
Building Construction	\$14,352	\$0.00	0.00%	\$0.00	\$0.00	\$0.00	0 %
Special Trade	\$9,576,984	\$197,087	2.06%	\$6,034	\$0.00	\$203,121	2.12%
Professional Services	\$1,580,315	\$140,835	8.91%	\$0.00	\$0.00	\$0.00	8.91%
Other Services	\$25,931,109	\$1,619,950	6.25%	\$54,225	\$3,608,557	\$1,674,175	7.50%
Commodities	\$48,412,497	\$4,812,554	9.94%	\$264,064	\$26,429,595	\$5,076,618	23.09%
TOTAL	\$85,525,548	\$6,770,426	7.92%	\$324,323	\$30,038,152	\$6,953,914	12.53%

*Numerator adjustments

**Denominator adjustments

In accordance with Senate Bill 178 codified in the Texas Government Code, Section 2161.122 subsection (c) the University is reporting the following information classified by group status as defined in Texas Government Code, Title 10 Subtitle D, Chapter 2161.001 (3) by ethnicity and gender.

**HUBs Submitting Bids and/or Proposals & Number of Contracts Awarded
(Applicable to all state agencies & institutions of higher education)
Fiscal Year 2000 Annual HUB Report**

ETHNIC /GENDER CATEGORIES	AS		BL		HI		NA		WO	TOTAL
	M	F	M	F	M	F	M	F		
TOTAL NUMBER OF HUB BIDS/PROPOSALS RECEIVED	112	49	88	39	136	86	5	3	540	1,058
NUMBER OF CONTRACTS AWARDED	226	69	750	36	351	678	36	0	3562	5,708

Danny Fletcher
Associate Vice President
and Controller
University of Texas at Austin


Kevin P. Hegarty
Vice President and Chief Financial Officer

1) \$8,210,384 is non-reportable presently because of object code definition changes, but which will be rectified in the near future.

The University of Texas Medical Branch at Galveston

School of Medicine
 Graduate School of Biomedical Sciences
 School of Allied Health Sciences
 School of Nursing

Marine Biomedical Institute
 Institute for the Medical Humanities
 UTMB Hospitals and Clinics



Logistics/Acquisition

SUPPLEMENTAL SUMMARY FOR THE FY 2002 SEMI-ANNUAL HUB REPORT

AGENCY 723

This supplement to our Semi-Annual (9/1/01 through 2/28/02) Historically Underutilized Business Report for Fiscal Year 2002 has been prepared to provide a broader more comprehensive representation of UTMB efforts and accomplishments which, currently, are not recognized in GSC's reporting format.

As previously identified, UTMB, as a Hospital providing multi-categorical health care services, must continue to contract for goods and services in specific categories for which there is no HUB supply source. In addition, UTMB is a managed care provider for Texas Department of Criminal Justice (TDCJ) and must acquire medical services and products for which a HUB supply source also does not exist. During this first half of this fiscal year, specific expenditures reported for these categories are:

Pharmaceuticals:	\$ 28,090,646.46
Blood:	\$ 922,913.00
Organs:	\$ 859,838.25
Contracted Hospital Services	\$ 3,738,790.36

TOTAL NON HUB CAPACITY: \$ 33,612,188.07

Utilizing the information provided above, as well as, including expenditures to HUBs that were previously certified, the following adjustments to our Semi-Annual FY 2002 HUB Report are submitted to accurately reflect UTMB's contribution and efforts in support of the State of Texas' initiatives on HUBs.

MID FY 02 TOTALS	Asian American	Black American	Woman	Native American	Hispanic American
All Categories	1,488,156.43	4,822,386.87	2,673,282.76	-	489,482.53
Special Trade Construction	3,073.00	6,810.40	224,893.77	-	92,918.74
Professional Services	1,509.00	-	143,859.59	-	558.00
Other Services	623,575.61	151,257.46	1,522,796.92	-	142,197.24
Commodities	859,998.82	4,664,319.01	781,732.48	-	253,808.55

MID FY 02 TOTALS	HUB Total	All Expenditures	HUB %	HUB Non-Capacity	Non-Certified HUBS	Adjusted HUB %
All Categories	9,473,308.59	81,164,457.99	11.67%	33,612,188.07	463,105.05	20.90%
Special Trade Construction	327,695.91	1,066,391.41	30.73%			30.73%
Professional Services	145,926.59	5,016,883.08	2.91%	3,738,790.36	5,485.00	11.85%
Other Services	2,439,827.23	15,010,691.13	16.25%		110,839.92	16.99%
Commodities	6,559,858.86	60,070,492.37	10.92%	29,873,397.71	346,780.13	22.87%

Respectfully submitted,

Kyle Barton
 HUB Program Coordinator



Purchasing Office
Materials Management

**Supplemental Summary for FY 02 Semi-Annual HUB Report
Agency 724**

The University of Texas at El Paso (UTEP) is committed to meeting the Good Faith Effort Goals of the Historically Underutilized Business (HUB) Program. This supplement has been prepared to provide a better representation of UTEP's efforts.


UTEP has embarked on several special initiatives. Along with the El Paso Hispanic Chamber of Commerce and the Greater El Paso Chamber of Commerce, the HUB Coordinator spends approximately three hours each week at each chamber assisting vendors with the HUB application. In January, the HUB coordinator presented at the President's Administrative Forum and in February, the HUB coordinator presented at the Business Advisory Council. Also in February, the HUB coordinator participated in a two day forum sponsored by the El Paso Hispanic Chamber of Commerce entitled "Introduce Your Business to Texas Procurement Opportunities by Becoming State HUB Certified". The event was attended by over 60 vendors.

As an institution of higher education, UTEP purchases highly specialized equipment and services to support our research projects for which no HUB vendor exists. The following chart more accurately reflects this institution's efforts.

Purchase Category	Total Expenditures	Underutilized HUB Payments (%)	Non-certified Underutilized HUB Payments*	Purchases Through Group & Other Contracts**	HUB Non-Availability Payments**	Adjusted Underutilized HUB Payments (%)
Building Construction	\$446,550	\$8,681 (1.94%)	\$0.00			
Special Trade Construction	\$1,854,187	\$558,338 (30.11%)	\$0.00			
Professional Services	\$124,813	\$21,593 (17.3%)	\$10,006 (8.01%)			
Other Services	\$2,395,350	\$124,647 (5.2%)	\$18,153 (.75%)			
Commodities	\$8,266,536	\$334,059 (4.04%)	\$16,564 (.2%)			
TOTAL:	\$13,078,436	\$1,047,318 (8.0%)	\$44,723 (.34%)	\$2,282,096 (17.45%)	\$2,943,231 (22.5%)	13.91%

*numerator adjustment **denominator adjustment

Respectfully submitted,


Gerard D. Cochrane
Director, Purchasing and Materials Management

El Paso, Texas
79968-0505
(915) 747-7195
FAX: (915) 747-7106



Texas Transportation Institute
The Texas A&M University System
3135 TAMU
College Station, TX 77843-3135

979-845-1715
Fax: 979-845-9678
<http://tti.tamu.edu>

SUPPLEMENTAL SUMMARY FOR FY 2002 SEMI-ANNUAL HUB REPORT

Agency 727

The Texas Transportation Institute's overall percentage for HUB expenditures for the first six months of FY 2002 is 11.62 percent. The mission of the Texas Transportation Institute (TTI) is to conduct research, technology transfer, and professional education in all modes of transportation. In accomplishing our mission, TTI does not have Heavy Construction. We also have very limited expenditures in the Building Construction and Special Trade Construction categories.

The TAMU Purchasing Services includes HUB vendors in the competitive bid process on behalf of the Institute. TTI employees involved in the purchasing process, as well as management level personnel, are instructed on the use of HUB information from the Texas Building and Procurement Commission's website in locating HUB vendors. In addition, the TTI HUB Representative makes one-on-one contacts with potential vendors and supplies information regarding certification requirements with the Texas Building and Procurement Commission.

Also, the TTI HUB Representative attends meetings at the System and State levels to stay updated on changes in the HUB program and to make contacts with HUB vendors. TTI is also joining with other members of The Texas A&M University System to further develop a mentor protege program.

We feel these continued efforts will contribute positively to continuing the increase in TTI's level of participation in the HUB program during the remainder of FY 2002. As required, the supplemental information for TTI regarding historically underutilized businesses is attached.

Maeie Schaeneman

Fiscal Officer and
TTI HUB Representative

Attachment

cc: H. H. Richardson, Director
Don Bugh, Executive Associate Director

THE UNIVERSITY OF TEXAS
SOUTHWESTERN MEDICAL CENTER
AT DALLAS

Vernon Mullen
Assistant Vice President

SUPPLEMENTAL SUMMARY FOR THE FISCAL YEAR 2002
SEMI-ANNUAL HUB REPORT—AGENCY 729 – MARCH 15, 2002 Office of Equal Opportunity
& Minority Affairs

The University of Texas Southwestern Medical Center at Dallas remains fully committed to its Good Faith Efforts in support of the Historically Underutilized Businesses as demonstrated by the following activities that occurred in the first six months of fiscal year 2002. Southwestern employees attended and actively participated in various events that promoted HUB business volume.

- African American Women Network in Fort Worth
- American Indian Chamber of Commerce Meeting
- Arlington Chamber of Commerce Workshop
- Attended New Business Image Luncheon Meetings
- BOSS and Medweek in Austin
- Business Place '01
- Buy Local Trade Show in Fort Worth
- Dallas Black Chamber of Commerce meeting
- Entrepreneur Expo in Fort Worth
- Fort Worth Women Business Roundtable
- GSC Economic Forum at Austin
- GSC Economic Forum at UTA in Arlington
- Harvesting Partnerships
- Sponsored an Economic Forum for 12 HUB partners for buyers and HUB Coordinators
- Hispanic Chamber of Commerce
- Hispanic Contractors Trade Show
- Hispanic Expo in Dallas
- Medweek Celebration in Fort Worth
- Plano Chamber of Commerce Procurement Conference
- Quest for Success Luncheon Dallas Black Chamber of Commerce
- Senator Royce West Business Summit Meeting at Lone Star Park
- Senator Royce West Dallas Opportunity Forum
- TAMACC Conference in Arlington
- UTA Construction Opportunity Forum
- West Dallas Library Certification Panel
- Women Mean Business
- Women's Business Fort Worth
- Women's Round Table Discussion Lunch Group

The following table represents total expenditures, payments to HUB firms, non-certified HUB firms and HUB non-availability payments.

PURCHASE CATEGORY	TOTAL EXPENDITURE	UNDERUTILIZED HUB PAYMENTS (%)		NON-CERTIFIED HUB PAYMENTS *	HUB NON-AVAILABILITY PAYMENTS **	ADJUSTED HUB PAYMENTS (%)	
		\$	%			\$	%
Heavy Construction	\$0.00	\$0.00	0.0%	\$0.00	\$0.00	\$0.00	0.0%
Building Construction	\$0.00	\$0.00	0.0%	\$0.00	\$0.00	\$0.00	0.0%
S.T. Construction	\$960,298.00	\$36,926.00	3.8%	\$0.00	\$0.00	\$36,926.00	3.8%
Professional Services	\$127,598.00	\$11,770.00	9.2%	\$0.00	\$0.00	\$11,770.00	9.2%
Other Services	\$9,388,836.00	\$862,861.00	9.2%	\$123,118.00	\$0.00	\$985,979.00	10.5%
Commodities	\$34,750,305.00	\$5,887,896.00	16.9%	\$315,743.00	\$12,953,456.00	\$6,203,639.00	17.9%
TOTALS	\$45,227,037.00	\$6,799,453.00	15.0%	\$438,861.00	\$12,953,456.00	\$7,238,314.00	16.0%

(*numerator adjustment; **denominator adjustment)


In accordance with the General Appropriations Act, Article IX, Section 124, Subsection 6 (iv), the following table reflects HUB data classified by ethnic group and gender, number of HUB's submitting bids and or proposals for the acquisition of product, supplies, and/or services.

Bids/Proposals Received by HUB's

Ethnic and Gender Categories	AS		BL		HI		AI		WO
	M	F	M	F	M	F	M	F	F
Total Number of HUB Bids/Proposals Received	293	7	71	29	85	1,943	2	0	3,819

» Legend: AS = Asian Pacific; BL = Black; HI = Hispanic; AI = American Indian; WO = Women Owned; M = Male; F = Female

Respectfully,


Vernon Mullen

TEXAS WOMAN'S UNIVERSITY

DENTON / DALLAS / HOUSTON

Purchasing Department

Larry Hoke - Director

Telephone: 940-898-3585 / Facsimile: 940-898-3580

P.O. Box 425619
TWU Station
Denton, Texas 76204-5619

Bralley Annex
325 Texas Street, Room #100
Denton, Texas 76201

Agency 731

SUPPLEMENTAL SUMMARY FOR FY '02 SEMI-ANNUAL REPORT FOR THE PERIOD OF SEPTEMBER 1, 2001 - FEBRUARY 28, 2002

Texas Woman's University is committed to promoting Historically Underutilized Business when purchasing goods and services for use within the university community. TWU with 11 other area universities has created the Texas Universities HUB Coordinators Alliance (TUHCA). This group meets regularly to identify new programs to promote each agency's HUB program, and meet with area vendors who make presentations to the group.

The TWU Purchasing Director/HUB Coordinator maintains an aggressive outreach program through out the community by advertising in the Hispanic Journal, and Women's Enterprise magazine, and attending various outreach programs sponsored by State, and Local Governments listed below.

- Texas Building and Procurement Commission
- North Texas Women's Business Council
- D/FW Minority Business Development Council
- Denton Hispanic Chamber of Commerce
- Denton Black Chamber of Commerce
- City of Dallas
- Texas Minority Business Opportunity Committee
- Dallas Organization of Hispanic Contractors
- Denton Black Chamber of Commerce

Although TWU makes every effort to utilize HUB vendors, payments are made to Woman and minority vendors that are not certified as HUB vendors. These vendors are given HUB certification information, and are encouraged to become HUB certified.



Larry D. Hoke - Director of Purchasing
P.O. Box 425619
Denton Texas 76204-5619
940-898-3587, FAX: 940-898-3580

A Comprehensive Public University Primarily for Women
An Equal Opportunity/Affirmative Action Employer



**SUPPLEMENTAL SUMMARY
FOR THE FY '02 SEMI-ANNUAL HUB REPORT - AGENCY 730**

The University of Houston continues to be fully committed to its Good Faith Effort Program to enhance the opportunity of HUBs to compete for contracts and purchases, increase the number of contracts awarded to HUB firms, create a fair and open competitive market and to improve community awareness. HUB Program Good Faith Effort out-reach efforts include but are not limited to the following:

Sponsored: UH HUB Vendor Fair

Sponsored: Tech Fair 2.0

Co-Host: 2nd Annual Building Tomorrow Today Forum

City of Houston – Government Procurement Connection Expo

Houston Minority Business Council Expo 2002

MEDWEEK/TCBM/BOSS 2002 Conference

UH Clear Lake Annual HUB Vendor Fair

UT M. D. Anderson Cancer Center Vendor Show

Annual University of Texas System HUB Coordinators Conference

Houston Minority Business council Quarterly Luncheons

Monthly Greater Houston Business Procurement Forums

Quarterly HUB COOP Meetings

The University of Houston will continue its efforts to strengthen its HUB participation rates and will continue to support the state's HUB efforts. Every effort will be made to include all qualified vendors in our purchasing program.

A handwritten signature in cursive script that reads "Dick Nill".

Dick Nill
Director, HUB Programs





TEXAS A&M
UNIVERSITY
KINGSVILLE

OFFICE OF PROCUREMENT & GENERAL SERVICES
MAIL STOP 104 KINGSVILLE, TEXAS 78363
361/593-3814 FAX 361/593-2719

**SUPPLEMENTAL SUMMARY FOR THE FY02 "SEMI-ANNUAL" HUB REPORT
FOR AGENCY 732**

Texas A&M University-Kingsville is fully committed to making a good faith effort to promote business with minority and women owned businesses to enhance the opportunity for HUBs to compete for contracts and purchases. The university is an active participant in programs, forums, symposiums and meetings in its outreach program in an effort to reach as many HUBs as possible.


This year, we have participated in the Minority Enterprise Development Week 2001 networking conference in Corpus Christi, Tx. and plan to participate in at least four additional forums during the remainder of this fiscal year. The university also co-hosted with Texas A&M University-Corpus Christi a training seminar on the HUB Mentor Protégé program and the HUB Subcontracting Plan. In May the university will co-sponsor an EOF in Corpus Christi, Tx.


During the first six months of this fiscal year we, sent 519 bids to HUBs and received 219 responses. We awarded \$462,603.00 to GSC certified HUBs and this represented 7.5% of total expenditures. Additionally, we are able to account for \$90,066.00 in expenditures with known minority/woman owned non-certified HUBs. If these additional expenditures were added, our total expenditures with minority/woman owned businesses would be 8.98%.

Although we make a good faith effort to procure from HUB vendors, there are many procurement requirements for goods and services that are not available from HUBs. As an institution of higher education, we contract for highly specialized equipment used in engineering, scientific laboratories, and research.

We continue to work cooperatively with another area university in developing our HUB Mentor Protégé program. After working with our first match to get the Mentor Protégé relationship established for almost a year they both decided they would not continue the process. We encourage and assist contractors and HUBs to get TBPC HUB certified.

Sincerely,


Ralph W. Stephens, C.P.M.
Director, Procurement and General Services


Arturo Barrera
HUB Coordinator



The University of Texas-Pan American
Historically Underutilized Business Program Office

1201 West University Drive Edinburg, Texas 78539-2999 (956) 381-2163 Office (956) 381-2164 FAX

Supplemental Summary for Fiscal Year 2002 Semi- Annual HUB Report for Agency 736

The University of Texas-Pan American continues its commitment to the Historically Underutilized Business (HUB) Program. Our University still maintains an ambitious outreach program in the Rio Grande Valley. We assume a leadership position among other state and local agencies in promoting HUB issues in our area and encourage non-certified minority and woman-owned businesses to become HUB certified. An element of this effort is to facilitate the application process as much as possible for businesses through working closely with the Texas Building and Procurement Commission.

The University coordinated and/or participated in the following outreach activities during Fiscal Year 2002:

- HUB Certification Seminar (September 13, 2001) with the Pharr Chamber of Commerce.
- "HUB Information and Training" presented to UTPA Physical Plant (September 22, 2001).
- "South Texas Mentor Protégé Kickoff" along with the South Texas Minority Business Opportunity Committee (September 23, 2001).
- National Hispanic Contractors Association meeting in Dallas, Texas (November 2-3, 2001).
- Med-Week (December 18, 2001) with the South Texas Minority Business Opportunity Committee (MBOC). Our office helped with the promotion and marketing to State of Texas agencies.
- "First Annual UTPA HUB Vendor Exhibit" (January 23, 2002).
- Economic Opportunity Forum sponsored by The University of Texas at Austin, Texas Lottery Commission, Texas Department of Transportation, and Texas Department of Criminal Justice (February 8, 2002).
- Attended Hispanic Contractors Association meeting (February 16, 2002).
- HUB Certification Seminars with McAllen Hispanic Chamber of Commerce.
- South Texas Mentor-Protégé Program organizational meetings (4) in cooperation with South Texas MBOC, UT-Austin, UT-Brownsville, and Rio Grande Valley Associated General Contractors and Texas State Technical College.
- In addition to seminars and conferences attended and sponsored by our office, we have also met with over forty vendors on an individual basis to help with the HUB application and CMBL process.


We feel that these activities will help increase the number of HUB suppliers in our area. Although we make every effort to procure from HUBs, there are some goods and services for which there are no HUB suppliers. As an institution of higher education, we contract for highly specialized equipment and services (e.g., engineering and scientific equipment) for which HUB supply sources do not exist. The following table will reflect this institution's good faith efforts.


Purchase Category	HUB Payments / %	Non-certified HUB Payments / %*	Texas Gov. Code 2155.067 Non-HUB Payments **	HUB Non-Availability Payments **	Adjusted HUB Payments / %
Building Construction	\$0.00 0.00%	\$0.00 0.00%	\$0.00	\$0.00	\$0.00 0.00%
S.T. Construction	\$77,166.60 4.58%	\$27,739.91 1.65%	\$20,509.40	\$18,260.00	\$104,906.51 6.38%
Professional Services	\$37,122.44 28.19%	\$2,185.00 1.66%	\$0.00	\$0.00	\$39,307.44 29.85%
Other Services	\$50,569.50 4.66%	\$51,414.16 4.73%	\$320,116.77	\$217,066.07	\$101,983.66 18.58%
Commodities	\$1,110,761.49 22.21%	\$108,387.81 2.17%	\$525,811.49	\$223,754.41	\$1,219,149.30 28.68%
Total	\$1,275,620.03 16.14%	\$189,726.88 2.40%	\$866,437.66	\$459,080.48	\$1,465,346.91 22.28%

*Numerator adjustment; **Denominator adjustment

(Excludes payments to be reported by DIR)

Respectfully submitted,


 Frances A. Rios
 Director of Materials Management
 (956) 316-7021/frios@panam.edu


 Alex Valdez
 HUB Coordinator
 (956) 316-7105/alexv@panam.edu



HSC Purchasing Office

Box 5706
Lubbock, Texas 79417
(806) 743-2190
FAX (806) 743-2185

Supplemental Summary for FY'02 Semi-Annual HUB Report for Agency 739

At Texas Tech University Health Sciences Center (TTUHSC), we're proud of our rich heritage, and it is only with solidarity of purpose such as that demonstrated by our genuine commitment to supplier diversity that we can help cultivate a diverse and robust business market across the State of Texas. We truly believe that Historically Underutilized Businesses (HUBs) are a valuable asset to our economic growth and critical part of our business success.

We are pleased to report the following examples of our on going efforts that affirms our solid commitment to creating a business environment that encourages inclusion of HUBs.

- ◆ Participated in the Third Annual Economic Opportunity Forum "Evolution Expo 2002", hosted by Wells Fargo Bank in El Paso Texas on February 28, 2002.
- ◆ Participated in the Permian Basin HUB Opportunity Forum that was hosted by the University of Texas of the Permian Basin in Midland Texas on February 26, 2002.
- ◆ Active participant of the monthly Texas Building and Procurement Commission (TBPC) HUB Discussion Work Group Committee, the HUB Cooperative Committee, and the Texas Mentor Protégé Cooperative Group which has been a great benefit in the development of our new and enhanced Mentor Protégé Program and other TBPC programs.
- ◆ Active member of the Lubbock Hispanic Chamber of Commerce and the Lubbock Black Chamber of Entrepreneurs.
- ◆ In addition to our marketing and networking efforts we have rewritten and incorporated a new and improved HUB Subcontracting Plan in our contract front-end-documents.
- ◆ Updated the TTUHSC trade show booth display to promote/advertise our agency's procurement opportunities and attract HUB vendors when exhibiting at economic opportunity forums and events.
- ◆ As part of our HUB program solicitation process we have distributed over 150 HUB information/application packages to minority businesses and assisted over 30 vendors in the HUB certification process. We also provided HUB locator assistance to contractors, vendors, and project managers needing to locate/identify opportunities for HUB inclusion.

TTUHSC will continue to move forward and seek new ways in fulfilling our HUB program commitment. Should you have any questions regarding this report, please contact Cindy Clark, Director for Purchasing.

A handwritten signature in black ink that reads "Cindy Clark".

Cindy Clark
Purchasing Director/HUB Coordinator

**SUPPLEMENTAL SUMMARY
FOR FY 2002 SEMI-ANNUAL HUB REPORT – AGENCY 742**


This supplement to our Semi-Annual Historically Underutilized Business Report for fiscal year 2002 has been prepared to provide a broader, more comprehensive representation of The University of Texas of the Permian Basin's efforts in its attempt to reach the Good Faith Effort Goals set by the state.

As an institute of higher education, the University expends funds for unique or proprietary equipment and commodities where there are no Historically Underutilized Businesses. These payments are reflected in the following chart under "HUB Non-Availability Payments." Graduated or non-certified HUB payments are also listed.

Purchase Category	Total Expenditures	Underutilized HUB Payments(%)	Non-certified Underutilized HUB Payments	HUB Non-Availability Payments	Adjusted Underutilized HUB Payments(%)
Heavy Construction	0	0	0	0	0
Building Construction	0	0	0	0	0
S.T. Construction	871,192	141,616(16.2%)	4,319	0	145,935(16.8%)
Professional Services	28,853	0	0	0	0
Other Services	776,315	17,778(2.3%)	8,954	76,149	26,732(3.8%)
Commodities	611,519	107,199(17.5%)	1,691	77,667	108,890(20.4%)
TOTAL	2,287,879	266,593 (11.6%)	14,964	153,816	281,557(13.2%)

The University of Texas of the Permian Basin maintains active Outreach Programs intended to increase HUB utilization. Outreach efforts include hosting and attending HUB Economic Opportunity Forums, providing assistance with the certification process, and ongoing networking with regional business groups including minority chambers of commerce.

In accordance with the General Appropriations Act, Article 1x, Section 124, Subsection 6(iv), The University is reporting (on the attached form) information classified by race, ethnic group, and gender regarding the number of historically underutilized business submitting bids and/or proposals for goods and services purchased by the University.


 James A. Kruse
 Director, Outreach Programs
 kruse_j@utpb.edu



The University of Texas ★ San Antonio

Office of the Vice President for Business Affairs

Supplemental Summary for FY'02 Semi-Annual HUB Report for Agency 743

The University of Texas at San Antonio is committed to demonstrating a good faith effort to assist minority and women owned businesses in their award of contracts for goods and services. The University also ensures a competitive procurement process that provides fair and equal access to all businesses with special outreach efforts to HUBs. Inquiries regarding UTSA's efforts may be directed to Cristina Peña Walls, Sr, HUB Coordinator, 210-458-7537.

The following are major activities hosted, sponsored, coordinated, and or supported by the HUB Program during this reporting period. The purpose of involvement in these groups and events is to meet the HUB Vendors and share agency procurement opportunities.

- Participated in the Hispanic Chamber of Commerce "Meet the Buyer" Seminar San Antonio, Texas
Attended the North San Antonio Chamber, Enterprising Women Luncheon/Conference in San Antonio, Texas
Active service on the Board of the Business Opportunities for Texans group that invites small business to engage with institutional buyers
Chair and Host the Hispanic Chamber Business Meet & Greet, a monthly morning networking session of business professionals
Sponsored and hosted the Minority Enterprise Development Week Kickoff Economic Opportunity Forum with other local HUB advocates
Hosted, sponsored and supported the Hispanic Contractor's Association de San Antonio monthly meeting
Completed community HUB Certification training with 12 local minority and woman owned business advocacy organizations
Sponsored the Greater San Antonio Chamber Mixer at the Kelly Small Business Assistance Center
Attended the San Antonio Technology Accelerator Initiative Reception for small business in information technology
Served on the Mayor's Blue Ribbon Commission for Economic Development-Small Business Task Force to develop the city's plan
Served on the City of San Antonio Town Hall Meeting Panel during the Small, Women and Minority Business Enterprise Conference
Attended the US Hispanic Chamber of Commerce/Microsoft Small Business Assistance Program
Attended the South Central Texas Regional Certification Agency Vendor Expo in San Antonio
Attended the Hispanic Chamber Board Member Installation Banquet in San Antonio
Chair the San Antonio Hispanic Chamber Entrepreneurial Growth Program
Attended the San Antonio Business Journal 40 under 40 Awards Breakfast in San Antonio
Attended the Mayor's San Antonio Economic Development Address in San Antonio
Sponsored the San Antonio Hispanic Chamber/Spurs Mixer at the Alamodome

The University has conducted self-audits of its HUB Program for subcontracting regulation compliance, as well as participated in a Peer Review with 2 other UT components to share HUB Program development ideas; and monitor and track responsible management of the program in accordance with the Texas Government Code, Title 10, Subtitle D, Chapter 2161.

The University continues to maintain an aggressive inreach program to promote HUB awareness through development and management of it's HUB Online Vendor Directory, creating customized "HUB Hit Lists" for departments. The Program provides HUB purchasing training to 298 departmental buyers and participates in all procurement training activities. In addition, frequent involvement with HUB vendors to promote, educate, and provide on-going certification assistance continues.

Table with 8 columns: Procurement Category, Total Expenditures, Underutilized HUB Payments, (%), Non-Certified Underutilized HUB Payments*, HUB Non Availability Payments**, Adjusted Underutilized HUB Payments, (%). Rows include Building Construction, Commodities, Heavy Construction, Other Services, Professional Services, Special Trade, and Total.

*numerator adjustment **denominator adjustment

Signature of David R. Larson
David R. Larson
Vice President for Business Affairs

Signature of Cristina Peña Walls
Cristina Peña Walls
Sr. HUB Coordinator



THE UNIVERSITY of TEXAS
HEALTH SCIENCE CENTER AT HOUSTON

PROCUREMENT SERVICES

1851 Cross Point, Suite 1.160
 Houston, Texas 77054

713 500 4700
 713 500 4710

REVISED
SUPPLEMENTAL SUMMARY FOR THE FY2002 ANNUAL HUB REPORT
AGENCY NO. 744

This supplement to the Fiscal Year 2002 Semi-Annual (9/01/01 to 2/28/02) Historically Underutilized Business Report presents a comprehensive review of the University of Texas Health Science Center at Houston (UTHSC-H) efforts that are not currently recognized in the existing TBPC reporting format.

During this reporting period, we formed strategic alliances with the City of Houston, Metropolitan Transit Authority (METRO), and the U.S. Small Business Administration to promote the advantages of HUB certification. We assisted twenty-four (24) vendors in the TBPC certification process. The School of Nursing continues their Good Faith Effort of spending thirty (30) percent with HUB's. We have in place the required aspects of SB 311 and continue to operate under SB 178.

Our HUB Coordinating Group (HUB-CG) meets monthly to communicate information about the HUB Program throughout the UTHSC-H community. The HUB-CG's Vendor Fair Committee planned our Spring Vendor Fair with a potential of 300 attendees. We continue our Mentor/Protégé Program with HUB Protégé, Alberti Design, Inc. and HUB Mentor, Jamail Construction. We formed a strategic alliance with the University of Houston Small Business Development Center to assist Alberti with revising and implementing their business plan. We are very proud of the work that we are doing with our Mentor/Protégé Program and plan to expand in the second half of FY'02.

UTHSC-H conducted a workshop with M.D. Anderson Cancer Center and the University of Houston for 55 small businesses on how to become HUB Certified with the State. We co-sponsored a workshop with the Texas Building and Procurement Commission, Houston Women's Business Council, City of Houston, U.S. Small Business Administration, University of Houston Small Business Development Center, and Metropolitan Transit Authority (METRO) on "Tips to Increase Your Business Opportunities" for 65 small businesses. We participated in the Houston Minority Business Council's annual Expo and assisted approximately 10 small businesses in becoming HUB certified. We contribute to the new organization "Strategic Alliance of Chambers" which promotes diversity among minority and women Chambers of Commerce, business councils, and city, state, and federal entities to eliminate duplication of services and programs. UTHSC-H's HUB Director is active in the Houston Women's Business Council serving on the newly formed Mentor/Protégé Committee and the only corporate member of the CEO Roundtable (comprised of members of the Council). She also serves on the Houston Minority Business Council's Supplier Diversity Action Committee.

UTHSC-H, as a healthcare and research institution, must contract for goods and services in specific categories for which there is minimal or no HUB availability. These areas include medical/laboratory products, chemicals, blood and blood products. We continue to research HUB potential in these areas, however, some non-availability continues.

Purchase Category	Total Expenditures Per GSC	Underutilized HUB Payments(%) Per GSC	Non-certified Underutilized HUB Payments	HUB Non-Availability Payments**	Adjusted Underutilized HUB Payments(%)
Heavy Construction	-0-	-0-	-0-	-0-	-0-
Building Construction	-0-	-0-	-0-	-0-	-0-
S.T. Construction 25%	9,864,354	150,687 (2%)	338,527	405,428	489,214 (5%)
Professional Services 15%	3,832,184	21,498 (1%)	1,015,244	1,177,455	1,036,742 (39%)
Other Services 20%	13,393,875	2,152,050 (16%)	-0-	1,964,338	2,152,050 (19%)
Commodities *** 15%	19,855,136	1,269,662 (6%)	374,191	9,204,213	1,643,853 (15%)
TOTAL	46,945,549	3,593,897 (8%)	1,727,962	12,751,434	5,321,859 (16%)

*Numerator adjustment. **Denominator adjustment. ***Includes procurement card payments. UTH*FY02 Strategic Goals

Lea-Ann Gee, Director of HUB, Procurement



The University of Texas
 Health Science Center at San Antonio
 Mail Code 7962
 7703 Floyd Curl Drive
 San Antonio, Texas 78229-3900

Office of the Director of
 Historically Underutilized Business (HUB) Program

(210) 567-6036
 FAX: (210) 567-6032

Supplemental Summary for Fiscal Year 2002 Semi-Annual HUB Report for Agency 745

The University of Texas Health Science Center at San Antonio is committed to demonstrating Good Faith Efforts to assist Historically Underutilized Businesses in supplying the University with supplies, equipment and services. The following are representative examples of our continuing outreach and inreach activities contributing in part to our HUB Program Good Faith Efforts:

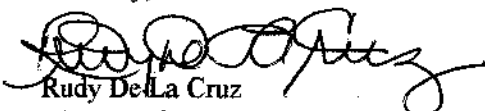
- * Active interaction with UTHSCSA HUB Program Staff Coordinating Group representing constituencies throughout the University;
- * Interaction with UTHSCSA departmental representatives to discuss HUB matters;
- * Training workshops for HUBs on "How to Do Business with The Health Science Center";
- * Training workshops for Health Science Center personnel on how to utilize HUBs in the procurement process;
- * Co-sponsored with UTSA local HUB "Economic Opportunity Forum";
- * Participation in MED Week Conference in Austin, Tx.;
- * Participation in The Annual Business Trade Show, "Meet the Buyers," sponsored by San Antonio VIATransit;
- * Participation in Regional Construction EOF sponsored by Bexar County;
- * Interaction with local Chambers of Commerce and the Small Business Coordinating Council.

The chart below provides additional information regarding a more comprehensive representation of our agency's HUB Good Faith Efforts:

Purchase Category	Total Expenditures *	Underutilized HUB Payments (%)*	Non-certified Underutilized HUB Payments**	HUB Non-Availability Payments***	Adjusted Underutilized HUB Payments (%)*
Heavy Construction	-0-	-0-	Unknown	-0-	-0-
Building Construction	-0-	-0-	Unknown	-0-	-0-
S. T. Construction	211,911	101,518 (47.9%)	Unknown	-0-	101,518 (47.9%)
Professional Services	464,982	2,250 (.004)	Unknown	28,362	2,250 (.004)
Other Services	3,916,867	217,853 (5.56%)	Unknown	-0-	217,853 (5.56%)
Commodities	16,918,004	2,192,696 (13.%)	406,860	6,486,805	2,599,556 (15.4%)
Total	\$21,511,764	\$2,514,317 (11.7%)	\$406,860	\$6,515,167	\$2,927,177 (13.6%)

- * Projected data at time of report submission, subject to revision in final report compiled by the Texas Building & Procurement Commission
- ** Numerator Adjustment
- *** Denominator Adjustment

Sincerely,


 Rudy DeLa Cruz
 Director of HUB Program



Purchasing Office

The University Of Texas at Brownsville and Texas Southmost College

80 Fort Brown - Brownsville, Texas 78520 - (956) 548-6553 - Fax (956) 548-6583

**SUPPLEMENTAL LETTER: AGENCY CODE 747
2002 Semi-Annual HUB REPORT**

The University of Texas at Brownsville is committed to a good faith effort to maximize economic opportunities for minority and women owned businesses by utilizing HUB vendors in the procurement process for goods and services as mandated by legislation.

UTB is continuing to maintain a successful outreach program by participation in the following activities:

- CBED Outreach Programs – Brownsville
- Medweek Celebration Minority Enterprise Development Exhibition – McAllen
- UTPA HUB Vendor Forum – Edinburg
- TBPC HUB Cooperative Meetings – Austin
- HUB Discussion Workgroup Meetings – Austin
- South Texas Mentor Protégé Committee Meetings – Edinburg and Harlingen


In addition to UTB's outreach efforts to attract new HUB vendor participation, we are continuing with our internal program to increase our good faith effort with HUB vendors. These activities include interacting with departments to identify HUB vendors, hosting and scheduling HUB vendor presentations, expanding HUB information on the Purchasing Office WEB site, presenting workshops, and procurement training sessions.

Even with the above listed programs in place, we have found that due to the changing economic conditions, major manufactures, especially in the computer industry, have changed their business plans. These manufactures sell directly, making it difficult for HUB vendors to compete in the marketplace. Another challenge we are facing is identifying HUB vendors who can supply highly technical specialty items and services (engineering, medical and scientific equipment) which institutions of higher education have a high need for. Higher education is very different from other state agencies.

The collective data reflected on the below listed table shows payments made to underutilized HUB's, non-certified underutilized HUB's, non-HUB proprietary/sole source vendors, and HUB non-availability purchases. These dollar expenditures listed below define a clearer picture of our institution's good faith effort.

Purchase Category	Underutilized HUB Payments (\$)	Underutilized HUB Payments (%)	Non-Certified Underutilized HUB Payments (\$)	1 TGC Section 2155.067 Non-HUB Payments (\$)	HUB NON- Availability Payments (\$)	HUB NON- Availability Payments (%)	Adjusted Underutilized HUB Payments (\$)	Adjusted Underutilized HUB Payments (%)
Building Construction	\$0.00		\$0.00	\$0.00	\$0.00		\$0.00	
S.T. Construction	\$1,467.00	0.01%	\$0.00	\$0.00	\$10,137.85	0.08%	\$11,604.85	0.09%
Professional Services	\$0.00		\$0.00	\$0.00	\$0.00		\$0.00	
Other Services	\$305,398.25	2.44%	\$0.00	\$0.00	\$404,877.54	3.24%	\$710,275.81	5.68%
Commodities	\$233,019.79	1.87%	\$0.00	\$0.00	\$346,116.49	2.77%	\$579,136.30	4.64%


 BRIAN F. BOCHENEK, C.T.P.M., C.P.M.
 Director of Purchasing / HUB Coordinator


 Rosemary Martinez, CPA
 Vice President of Business Affairs



THE UNIVERSITY OF TEXAS AT TYLER

3900 UNIVERSITY BOULEVARD • TYLER TX 75799 • (903) 566-7107

OFFICE OF
BUSINESS AFFAIRS

SEMI-ANNUAL SUPPLEMENTAL REPORTING FOR FY 2002

AGENCY 750

The University of Texas at Tyler is committed to making a good faith effort to increase purchases and contract awards with Historically Underutilized Business vendors. We continue to concentrate our efforts to increase opportunities for minority and women owned businesses by attending and hosting Forums. Participation to date includes:

- Hosting a forum with U.T System, TBPC, UTHCT and other state agencies "Opportunities in Procurement", November 6, 2001
- Attending D/FW Minority Business Development Council Mentor-Entrepreneur Program Luncheon, January 24, 2002, Dallas, Texas
- Attending "Doing Business Texas Style" Forum, February 8, 2002, Austin, Texas
- Attending a meeting and member of "The Texas Universities HUB Coordinator Alliance Committee", January 17, 2002, Dallas, Texas

Sincerely,

Handwritten signature of Lynne Culverhouse in cursive.

Lynne Culverhouse
Interim Vice President for Business Affairs

Handwritten signature of Wendy Minix in cursive.

Wendy Minix
HUB Coordinator



TEXAS A&M
UNIVERSITY
COMMERCE

Supplemental Summary for FY2002 Semi-Annual Hub Report for Agency 751

Texas A&M University-Commerce (A&M-Commerce) remains committed in promoting participation in the State of Texas Historically Underutilized Businesses (HUB) Program. A&M-Commerce regularly solicits HUB's to fulfill the procurement needs of the University's faculty and staff. To ensure that A&M-Commerce makes available every possible procurement opportunity to HUB's, the Purchasing Department actively solicits HUB's regardless of dollar amount or source of funds.

A&M-Commerce has taken the following measures in promoting the HUB program with the intent to maximize HUB participation and performance:

- Formalized the Texas University HUB Coordinator's Alliance with 13 North Texas university to promote HUB comment through forums, newspaper and magazine advertisements, and vendor conventions.
- Emphasizes HUB subcontracting participation for contracts totaling over \$100,000.00 or whenever subcontracting opportunities exist.
- Attends State of Texas sponsored economic forums, HUB Cooperative meetings, and other HUB events, including Texas A&M University System meetings.
- Performs regular training sessions for purchasing staff and the university community.
- Initiation of the Mentor/Protégé program.
- Helps vendors with HUB certification.

A&M-Commerce is pleased to report the following accomplishments in attracting HUBs to the university:

- The award of \$195,000.00 advertising contract to a woman-owned business.
- The award of \$147,000.00 elevator maintenance contract to a woman-owned business.

A&M-Commerce has identified the following areas for future HUB improvement:

- Continual training for staff and faculty about HUB's.
- Actively solicit local HUB vendors in the A&M-Commerce area.
- Increase African-American and Hispanic vendor participation in university procurement needs.
- Participate in business and economic forums provided by the State and business communities.

Texas A&M University-Commerce support's the State of Texas HUB program and will continue to provide equal access to all businesses.

Sincerely,

Don Barwick, Jr.
HUB Coordinator & Assistant Director
Purchasing and Contract Administration
Texas A&M University-Commerce

University of North Texas

Office of the Associate Vice President for Finance and Business Affairs, and Controller
Purchasing and Payment Services Department

Supplemental Summary FY2002 Semi-Annual HUB Report - Agency 752

The University of North Texas is pleased to report the following accomplishments and activities in our good faith effort to increase economic opportunities to Historically Underutilized Businesses:

*Distributed over 50 HUB certification applications via mail and at vendor forums.

Attended the Waco Forum (Oct 10, 2001)

Attended Quarterly HUB Coop Meeting in October 2001 and February 2002

*Our agency uses decentralized purchasing, and we routinely share information with campus departments in regards to HUB vendors and the goods/services they sell. We disseminate this information via e-mail, website, and mailers.

*We continuously provide scheduled campus training with accountholders on how to locate HUBs on the CMBL, and we share the importance of providing economic opportunity to HUBs to demonstrate our "good faith effort".


*Created a listing of HUBs to assist departments in locating HUBs which sell specific goods and services. The list is updated as new HUB contacts are made and posted on our Website.

* UNT has joined Texas Universities HUB Coordinators Alliance to purchase advertising in minority publications as a means to reach new HUBs. Published advertisement in the Women's Enterprise October 2001 issue. The TUHCA group members are contributing to the establishment of a website and meeting periodically to discuss HUB issues that affect vendor's as well as agencies.

Subcontracting payments to HUBs certified with organizations other than TBPC: **Totaling \$14627.67**

Members of the Denton Hispanic Chamber of Commerce, Greater Dallas Hispanic , Greater Dallas Asian And Greater Dallas Black, Ft. Worth Hispanic Chamber, Denton Black Chamber, .

Sandra Shelton, Director of Purchasing & Payment Services and HUB Coordinator 940-565-3200


3-15-02

SAM HOUSTON STATE UNIVERSITY

PURCHASING AND STORES



SUPPLEMENTAL SUMMARY FOR THE FY' 02 SEMI-ANNUAL HUB REPORT FOR AGENCY - 753

Sam Houston State University has continued in its "Good Faith Effort" to accelerate its Historically Underutilized Business (HUB) participation both in "the letter and the spirit" and with all applicable laws, regulations and executive orders related to HUBs. The University has developed several initiatives to promote participation. These initiatives are as follows:

- **Staff Coordination Group** - The University designated the Purchasing Director as the HUB Coordinator to correlate with academic programs, information services, administrative accounting, physical plant and purchasing in refining our good faith effort in HUB participation. Furthermore, purchasers visit periodically with the faculty and staff to make them aware of Purchasing Policies and Procedures and to emphasize special programs such as HUB participation.
- **Outreach Programs** - In an attempt to generate HUB awareness of the University's needs and to demonstrate the will to participate with HUB's the University participated in the following events:

HUB Discussion Workshop Meeting at The Texas Department of MHMR, Austin, TX- 11/15/01.

HUB Construction Work Group - Speaker Rachele Smith, Senator Barrientos' office, Austin, TX - 1/9/02.

HUB Discussion Workshop Meeting at The Texas Department of MHMR, Austin TX. 2/7/02.

Economic Opportunity Forum 2002 held at the Frank Erwin Center, Austin, TX. 2/8/02.

HUB Forum with the Burgoon Company from Galveston, TX. held in Huntsville, TX 2/14/02.

- **Internal Education Program** - Each buyer in the purchasing department is requested to increase the minimum of two HUB vendors contacted for bids to a minimum of four.
- **System Coordination** - The University's HUB Coordinator networks with other state agencies to share ideas, recommend HUB vendors, and notify each other of events pertaining to HUB participation.

Respectively Submitted,


John C. Hitzeman

Director Purchasing and Stores (HUB Coordinator - point of contact)



Purchasing and Inventory

P. O. Box 13030, SFA Station • Nacogdoches, Texas 75962-3030
Office - (936) 468-2206 • FAX - (936) 468-4282

Supplemental Summary for the FY02 Semi-Annual HUB Report for Agency No. 755

Stephen F. Austin State University recognizes the State's goals of placing qualified percentages of total contracts with HUBs, and is committed to make a good faith effort to utilize HUB vendors. The following activities were undertaken during the last six months in an effort to increase the number of contracts awarded to HUBs.

During this HUB reporting period the SFA HUB Coordinator attended the Building Tomorrow Today HUB Forum in Houston, October 30, 2001. A list of 18 small order opportunities was made available to the vendors as well as 3 formal invitations to bid. Small order responses were received from 1 vendors with 1 award made. 17 new HUB vendor names were provided to Purchasing Department buyers.

During this HUB reporting period the SFA HUB Coordinator attended the Tyler HUB Forum in Tyler, November 6, 2001. A list of 5 small order opportunities was made available to the vendors as well as 3 formal invitations to bid. No responses to small order or formal solicitations were made by any of the vendors. 8 new HUB vendor names were provided to Purchasing Department buyers.

During this HUB reporting period the SFA HUB Coordinator participated in the Nacogdoches Chamber of Commerce membership drive. As a result, HUB information was provided to 3 vendors with whom the University does business. Also, a non-local HUB vendor with whom the University conducts business joined the chambers and will have the opportunity to participate in a city forum recognizing new vendors.

During this HUB reporting period the SFA HUB Coordinator attended the African American Legislative Caucus HUB Expo in Austin, February 8, 2002. A list of 12 small order opportunities was made available to the vendor as well as 5 formal invitations to bid. 5 responses to small order opportunities were received. No orders were awarded; however, 2 orders were awarded to other HUBs from whom better pricing was received.

The University submitted an agency listing to the Hispanic Journal for the November issue.

In addition, to the above activities, please note in the supplemental report, 'Number of Contracts Awarded to HUBs' shows that of 112 competitive solicitations, 26 (24%) were awarded to HUBs.

Also, the University wishes to note that included in the University's totals are \$558,081 of proprietary purchases, none of which were made from HUBs and all of which were available from only one source. Of this total, \$318,843 was purchased from out of state vendors who could not be certified, even if they met the qualifications.

Last, please note that an additional \$10,015.01 was subcontracted with known woman or minority vendors who are not certified. We are corresponding with these vendors requesting that they become certified.

Questions regarding any information contained herein may be directed to the HUB Coordinator, Diana Boubel, at 936/468-4037.

Diana Boubel
Director of Purchasing and Inventory/HUB Coordinator



SUL ROSS STATE UNIVERSITY

A Member of the Texas State University System

ALPINE, TEXAS 79832

Purchasing Department
Box C-116

(915) 837-8045
Fax (915) 837-8046

Supplemental Summary for the FY '02 Semi-Annual HUB Report - Agency 756

The Sul Ross State University (SRSU) Historically Underutilized Business (HUB) Program is committed to a good faith effort to foster and enhance the ability of HUBs to compete for SRSU contracts and purchases. HUB Vendors are located via the Centralized Master Bidders List (CMBL) at the General Services Commission and encouraged to respond to SRSU invitations for bids. HUBs are encouraged to be more competitive when unsuccessful bids are received from them.

Components of the SRSU HUB Program include, but are not limited to:

Buyer training in locating and including HUBs in the bidding process and referring HUBs to departments wishing to contact vendors for information about products on the market which they are considering buying.

Petitioning known non-certified HUBs through distribution of CMBL and HUB certification applications to those with whom SRSU does business, and encouragement to apply for HUB status.

Reporting of HUB program performance to the Texas State University System Board of Regents, General Services Commission, and Texas State elected officials as required.

Attending Economic Opportunity Forums in an effort to network with HUBs and other buyers to further business opportunities for HUBs with SRSU.

A highly centralized purchasing function helps insure that HUBs are used whenever possible. In addition, the Purchasing Director annually schedules a series of workshops aimed at department level personnel campus-wide for the purpose of educating staff as to the importance of HUB participation and location of resources for finding these vendors.

When seeking a specific commodity, HUB vendors from the CMBL within the region are contacted directly by phone and encouraged to participate in the bidding process by the Purchasing Staff.

In instances where competitive bidding is not required and quality is not compromised, purchase orders are awarded to certified HUBs.

Sul Ross State University will continue to strengthen the HUB Program and work diligently to increase purchases and contracting with HUB businesses.

Sincerely

Patty B. Roach
Purchasing Director
Sul Ross State University
(915) 837-8045, proach@sulross.edu



Director of Purchasing and Inventories

**Supplemental Summary for FY02 "Semi-Annual" HUB Report
Agency 757**

West Texas A&M University is committed to making a good faith effort to improve support of Historically Underutilized Businesses. We are adding to our efforts to increase HUB expenditures, but our geographic location is the biggest problem in meeting the State's established goals. WTAMU is a highly regionalized institution with only 0.66 percent of the total business in the top 26 counties of the Panhandle being minority or woman-owned businesses. Our primary purchases are in the categories of other services and commodity purchases.

We participated in the BOSS XV Conference; West Texas A&M University cosponsors the bi-monthly business lunch for minority and small business entrepreneurs with Hispanic Chamber of Commerce, Panhandle Regional Planning Commission, City of Amarillo, TXDOT, Contract Procurement Center and BWXT Pantex; we post bids to the Panhandle Regional Planning Commission Procurement Center. We also present a weekly radio show on a minority radio station in Amarillo, Texas. We participated in the 5th African-American Legislative Summit and EOF. We have advertised in the Hispanic Journal. We participate in quarterly HUB discussion groups with other Texas A&M University System HUB Coordinators.

West Texas A&M University prepared a total of 451 bids with a total of 142 bids received during the period of September 1, 2001 thru February 28, 2002. The minority breakdown of the bids are as follows:

Ethnic/Gender	AS M	AS F	BL M	BL F	HI M	HI F	AI M	AI F	WO F	FRC
Total Bids Sent	0	2	1	0	0	1	1	1	14	30
Total Bids rec.	0	0	0	0	0	0	0	0	3	0
Total Bids Sent to HUB's					50					
Total bids rec. from HUB's					3					
Total bids awarded to HUB's					1					

Respectfully Submitted,

Ann Caraway
Director of Purchasing and Inventories

Texas A&M University-Corpus Christi

Purchasing Department

6300 Ocean Drive, Corpus Christi, Texas 78412 361-825-2617 Fax 361-825-2772

Supplemental Summary For The FY '02 Semi-Annual HUB Report Agency 760

Texas A&M University-Corpus Christi continues to be fully committed to our good faith effort to assist Historically Underutilized Businesses in supplying the University with supplies, equipment and goods while sustaining a fair, open and a competitive bidding and procurement process. During the past year, we have taken the following action to increase the opportunity to HUBs:

- * Pre-bid meetings on construction project to review with bidders good faith effort for seeking HUB subcontracting and correct submittal of forms.
- * Advertisement in various ethnic news media publication and minority business centers.
- * Participation in the following Economic Opportunity Forums/HUB Outreach Program:
2nd Annual Economic Opportunity Forum – Austin, TX
5th Annual Africa American Legislative Committee Forum, Austin TX
Small Minority and Women Owned Business Enterprise Program – Austin, TX
- * Attended the quarterly HUB Cooperative Committee meeting in Austin and presentation by the State Auditor's Office.
- * Presented a "How to do Business with TAMU-CC and TAMU-Kingsville" which focused on the Mentor Protégé Program and Hub Subcontracting plan.
- * Continued participation in the newly established Coastal Bend Minority Business Council and attended the Minority Enterprise Development Week in Corpus Christi.
- * Attended the "Building the Road to Opportunity 2001 Annual South Texas Awards Banquet" presented by the Hispanic Contractor Association honoring Dr. Robert Furgason, President TAMU-CC, along with Senator Carlos Truan, and Dr. Maria Luisa Garza.
- * Met with several vendors one on one to help them with submittal of HUB certification applications and to explain in detail the forms required for the Hub Subcontracting Plan. We continue to interview candidates for our Mentor Protégé Program.

Texas A&M University-Corpus Christi will continue its efforts to strengthen its HUB Program and work diligently to increase purchases and contracting with HUB vendors.

Sincerely,



Judy Harral, CTPM, CPPO
Purchasing Director





TEXAS A&M INTERNATIONAL UNIVERSITY

A Member of The Texas A&M University System

Purchasing Department

SUPPLEMENTAL SUMMARY FOR 2001-02 SEMI-ANNUAL HUB REPORT FOR AGENCY 761

Texas A&M International University remains fully committed to providing procurement and contracting opportunities for minority and women-owned businesses. It is the University's goal to create an environment that will enhance Historically Underutilized Business participation. A&M International will insure that qualified minority and women-owned businesses are included in our procurement and contracting process. To increase our opportunity with HUB vendors, A&M International requires HUB soliciting on all biddable procurement. A strong emphasis is also placed on locating and using HUB Vendors on any dollar value procurement.

Recent outreach efforts include:

- February 7, 2002- HUB Cooperative Group meeting, Austin, TX
- February 7, 2002- Coordinator Meeting - Austin, TX
- February 8, 2002- EOF- Austin, TX
- February 8, 2002- 5th African American Legislative Summit - Austin, TX

A&M International continues to maintain an aggressive In-Reach Program to promote HUB awareness through contact with departments and staff. The Purchasing staff works with the departments to educate and train on doing business with HUB's. The HUB Coordinator meets monthly with buyers to review monthly HUB reports. We continually explore ways to increase our level of HUB utilization through peer networking. In addition, we continue to work closely with other State agencies to identify new HUB vendors and often exchange out HUB vendor contacts with our colleagues.

Texas A&M International University supports the State of Texas' HUB program and will continue to work aggressively to identify, educate and assist HUB vendors in a manner designed to encourage participation. We will continue to work on identifying non-certified HUB vendors currently used by A&M International. We will assure local vendors who qualify are aware of the program and work with them to obtain certification.

We believe our good faith efforts have been successful in building our HUB volume. A&M International has taken an active ownership in the program. We will continue to work diligently to encourage and promote the opportunities the program makes possible.

Laura C. Rea
Director of Purchasing &
Support Services



UNIVERSITY of NORTH TEXAS
HEALTH SCIENCE CENTER at Fort Worth

★
Education, Research,
Patient Care and Service

Supplemental Summary for FY02 Semi-Annual HUB Report for Agency 763

The University of North Texas Health Science Center at Fort Worth (UNTHSC-FW) is pleased to report the following accomplishments and other activities in our good faith effort to increase economic opportunities for Historically Underutilized Businesses (HUBs):

Distributed over 275 CMBL/HUB certification applications to non-certified vendors and provided assistance with the certification process. Regularly attended UNTHSC pre-bid conferences and assisted prime contractors in identifying HUBs for subcontracting opportunities.

Participated in Asian American Chamber of Commerce, American Indian Chamber of Commerce of Texas, Fort Worth Metropolitan Black Chamber of Commerce, and Fort Worth Chamber of Commerce activities. Attended North Texas Woman's Business Council Harvesting Partnerships in Plano; and HUB Discussion Workgroup and Texas Building and Procurement Commission HUB Cooperative Committee meetings in Austin.


Served on the Fort Worth Business Assistance Center, Women's Business Center and City of Fort Worth Entrepreneur Expo 2002 Committee; Small Business Administration selection panel for Small Business Entrepreneur of the Year Award; and National Association of Purchasing Management Minority Business Development Group.


Sponsored monthly Tarrant County Business breakfast and the monthly Dallas Minority Business Development breakfast.

Participated in the formation of the Texas Universities HUB Coordinators Alliance (TUHCA), a cooperative effort of area universities to raise awareness of HUB programs and to more effectively reach out to HUB businesses. Advertised jointly in the WE-Women's Enterprise October issue and the Hispanic Journal Procurement and Contracting special edition.

Represented the health science center at the following vendor forums: U.S. Department of Commerce Minority Business Development and U.S. Small Business Administration Minority Enterprise Development Week 2001 Conference in Dallas; University of Texas, Lottery Commission, and the Texas Department of Transportation Economic Opportunity Forum in Austin; and African American Caucus Spot Bid Contract Fair in Austin.

The University of North Texas Health Science Center at Fort Worth is committed to strengthening the HUB Program by increasing opportunities for HUBs to provide supplies, equipment, and services to the health science center.

 3/14/02
Stephen R. Geffner, CPA Date
Associate Vice President for Finance

 3/14/02
Lane Nestman Date
Director of Purchasing and HUB Coordinator



TEXAS A&M UNIVERSITY-TEXARKANA

Purchasing

P.O. Box 5518 • 2600 N. Robison Rd. • Texarkana, TX 75505-5518
(903) 223-3053 • FAX (903) 223-3119

Supplemental Summary for FY '02 Semi-Annual HUB Report Agency 764

Texas A&M University-Texarkana (TAMU-T) continues in its effort to assist Historically Underutilized Businesses (HUBs) in receiving procurement opportunities. Although we have had a limited number of HUBs to respond to our bid request or proposals, we still continue our good faith effort.

TAMU-T is a member of a newly formed alliance of northeast Texas universities seeking to give HUBs a forum for their products and/or services. It is our goal that we will be able to share HUB economic opportunities and network by inviting minority businesses to our quarterly meetings. Numerous contacts from HUB businesses have already been received through our advertisements in minority publications as a result of this alliance.

Our HUB outreach activities have included an on-campus visit from a HUB supplier who met with our departments that has proven very effective.

During this reporting period TAMU-T spent a total of \$28,577.99 with State certified HUB vendors that were not competitively bid.

TAMU-T departments' progress is monitored on a monthly basis. Supervisors receive a purchasing analysis once a month informing them of their progress in this area. Purchasing monitors procurements and attempts to locate and solicit HUB vendors whenever possible, regardless of source of funds.

Texas A&M University-Texarkana will continue to fully support this very important program and will work for its continual improvement.

Sincerely,

Cynthia E. Henderson

CYNTHIA E. HENDERSON

Purchasing Manager/HUB Coordinator



THE UNIVERSITY OF TEXAS
HEALTH CENTER
 AT TYLER

Purchasing

SUPPLEMENTAL SUMMARY FY2002 SEMI ANNUAL HUB REPORT FOR AGENCY #785

The University of Texas Health Center at Tyler has made using Historically Underutilized Businesses (HUB) a continuing part of all its procurement strategies as demonstrated through its internal and external efforts to procure needed goods and services with these firms whenever these firms are available. The procurement staff working with the Staff Coordinating Group, analyzes purchasing habits of the institution to find ways to increase HUB spending. In addition, Purchasing Services actively uses the Central Master Bidders List and its HUB information to make the greatest use of all discretionary spending.

The following activities are utilized to help increase HUB percentages:

- Economic Opportunity Forum sponsored by UTHCT, UTT and UT Systems on November 6, 2001.
- Increased emphasis on HUB professional sub-contracting opportunities
- Participate in Texas Universities Hub Coordinators Alliance to gain additional training and share in knowledge and advertising expenses.
- Continuing to work with critical HUB vendors to keep certification current.

Medical agencies, because of declining reimbursement from federal, state, and private insurance payers, combined with declining appropriations, have been forced to becoming increasingly conscious of the bottom line effect of each purchasing dollar. The balance between achieving acceptable HUB percentages and making a positive contribution to the institutions profitability puts a tremendous strain on the purchasing staff. This has become a greater challenge as more and more minority firms choose to discontinue HUB certification. Examples of commodities where medical agencies find difficulty in finding HUB firms to compete:

Commodities

Blood Plasma Products	83,348
Telephone, Medical Equipment rental/lease	743,074
Medical & Research Supplies (manufacturer direct)	1,176,816
Medical Subscriptions	232,994

Other Services

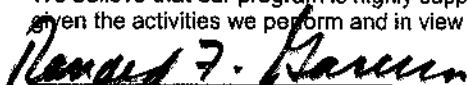
Software lease/maintenance	396,865
Group Purchases:	
Commodities	2,739,197
Pharmacy	3,004,471

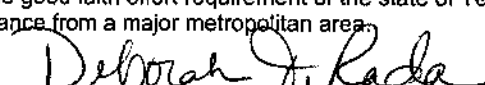
Reportable Expenditures	12,274,933
HUB Expenditures	876,242
Overall HUB Percentage	7.1%

Reportable Expenditures	\$ 12,274,933
Less Total Non-Availability	2,633,097
Less Non-Certified Hubs	<u>102,356</u>

Net Expenditures	\$ 9,539,480
Adjusted HUB percentage	8.7%

We believe that our program is highly supportive of the good faith effort requirement of the state of Texas given the activities we perform and in view of our distance from a major metropolitan area.


 Ronald F. Garvey, M.D., M.B.A.


 Deborah J. Rada, CTPM
 Director of Purchasing



STATE PRESERVATION BOARD

The Honorable Rick Perry, Governor, Chairman
The Honorable Bill Ratliff, Lieutenant Governor, Co-Vice Chairman
The Honorable James E. "Pete" Laney, Speaker of the House, Co-Vice Chairman
The Honorable David Cain, Texas Senate
The Honorable Tony Goolsby, Texas House of Representatives
Jocelyn L. Straus, Citizen Board Member
Rick Crawford, Executive Director

Supplemental Summary for Fiscal Year 2002 Semi-Annual HUB Report - Agency #809

The State Preservation Board (SPB) is committed to making a good faith effort to conduct business with minority and woman owned businesses to achieve the goals of the HUB program while sustaining a fair, open and competitive procurement process. The SPB continues to promote the inclusion of HUBs in its contracts and subcontracts and to recruit HUBs that may assist the Agency in meeting the program goals. Our "good faith efforts" to promote HUB participation include the following:

- Participate in the quarterly TBPC Cooperative Committee Meetings; monthly HUB Discussion Workgroup Meetings; and HUB Construction Workgroup Meetings
- Advertise in minority news media publications and minority business centers to promote HUB participation in agency procurements
- Post HUB program and procurement information on the Agency's web site
- Host HUB vendor forums at the SPB offices and attend Economic Opportunity Forums
- Assist non-certified HUB businesses to become certified by TBPC
- Maintain positive working relationships with our current HUB vendors

As a result of the unique mission of the State Preservation Board, the Agency contracts for many highly specialized goods and services where the HUB vendor base is very limited or non-existent. Although we make a good faith effort to purchase from HUB vendors, there are many procurements that are either available from only one source or a limited number of non-HUB sources. Examples include the IMAX projection system and the production of a signature IMAX film for the Bob Bullock Texas State History Museum. Marketing and advertising services for the Museum also account for a significant percentage of the SPB's *Other Services* contracts. Major newspapers, magazines, radio stations and television stations do not meet the criteria for a HUB vendor, however, the SPB must use these media outlets because they provide the most effective marketing coverage.

The State Preservation Board runs a highly successful gift shop operation at the Capitol Extension, Capitol Visitors Center, the Bob Bullock Texas State History Museum and through an Internet web site. Items purchased for resale in this operation totaled over one million dollars for the first half of FY 2002. Typically, these items are unique and/or unusual products that are available only from one vendor. Also, although a vendor may fit the definition of a HUB, the vendor may not choose to be certified by the State because of the small amount of business actually realized from State agencies.

The SPB supports the State of Texas HUB Program and will continue to research and identify ways to improve HUB participation.


Rick Crawford, Executive Director

SECTION VIII - SUPPLEMENTAL REPORTS

(B) NUMBER OF HUBs PARTICIPATING IN STATE BOND ISSUANCES

**FISCAL YEAR '02 SEMI-ANNUAL HUB REPORT
TOTAL NUMBER OF BUSINESSES PARTICIPATING IN STATE BOND ISSUANCES**

AGENCY NO	AGENCY NAME	AS		BL		HI		NA		WO	TOTAL
		M	F	M	F	M	F	M	F	F	
305	Veterans Land Board (General Land Office)	0	0	4	0	2	0	0	0	0	6
332	Texas Department of Housing and Community Affairs	0	0	0	0	0	0	0	0	0	0
347	Texas Public Finance Authority	0	0	2	0	2	0	0	0	0	4
352	Texas Bond Review Board (Public Schools Facilities Funding Program)	0	0	0	0	0	0	0	0	0	0
480	Department of Economic Development	0	0	0	0	0	0	0	0	0	0
551	Texas Department of Agriculture	0	0	0	0	0	0	0	0	0	0
580	Texas Water Development Board	0	0	1	0	3	0	0	0	0	4
601	Texas Department of Transportation	0	0	0	0	0	0	0	0	0	0
710	Texas A & M University System	0	0	0	0	0	0	0	0	0	0
717	Texas Southern University	0	0	0	0	0	0	0	0	0	0
720	University of Texas System	0	0	1	0	1	0	0	0	0	2
731	Texas Woman's University	0	0	0	0	0	0	0	0	0	0
735	Midwestern State University	0	0	0	0	0	0	0	0	0	0
752	University of North Texas	0	0	0	2	0	0	0	0	0	2
758	Texas State University System	0	0	0	0	0	0	0	0	0	0
763	University of North Texas Health Science Center - Fort Worth	0	0	0	0	0	0	0	0	0	0
768	Texas Tech University System	0	0	1	0	1	0	0	0	0	2
781	Texas Higher Education Coordinating Board	0	0	2	0	0	0	0	0	0	2
783	University of Houston System	0	0	0	0	0	0	0	0	0	0
19 Agencies Out of 19 Reported	TOTAL	0	0	11	2	9	0	0	0	0	22

Reporting criteria for all state agencies and institution of higher education:

Pursuant to Senate Bill 178, codified in the Texas Government Code 2161.122, §(c) State agencies and institutions of higher education shall report to the Texas Building and Procurement Commission both treasury and non treasury funds relating to:

- (1) Total number of purchases and payments made to HUBs,
- (2) Number of businesses participating in state bonds
- (3) Number of contracts awarded to businesses regarding agencies' acquisition, construction, or equipping of a facility or implementation of a program, and
- (4) Number of bids, proposals, etc. made by HUBs regarding agencies' acquisition, construction, or equipping of a facility or implementation of a program.
- (5) Where * appears, no information submitted.

See the HUB Reporting Procedures for instructions and the required reporting format.

NOTE: The agencies identified above are from the Bond Review Board's State Bond Issuer List who are authorized to administer a State Bond Program.

Source: <http://www.brb.state.tx.us/brbpages/bfo/issuers.html> (Revised 04/15/02)*

SECTION VIII - SUPPLEMENTAL REPORTS

(C) NUMBER OF HUBs SUBMITTING BIDS AND/OR PROPOSALS

**FISCAL YEAR '02 SEMI-ANNUAL HUB REPORT
TOTAL NUMBER OF HUB BIDS AND PROPOSALS RECEIVED**

AGENCY NO.	AGENCY NAME	AS		BL		HI		NA		WO	TOTAL
		M	F	M	F	M	F	M	F	F	
101	State Senate*										0
102	House of Representatives*										0
103	Texas Legislative Council*										0
104	Legislative Budget Board*										0
105	Legislative Reference Library	0	0	0	0	0	0	0	0	0	0
107	Commission on Uniform State Laws*										0
116	Sunset Advisory Board*										0
201	Supreme Court*										0
202	State Bar of Texas*										0
203	Texas Board of Law Examiners	0	0	0	0	0	0	0	0	4	4
204	Court Reporters Certification Board	0	0	0	0	1	0	0	0	0	1
211	Court of Criminal Appeals	0	0	0	0	0	0	0	0	0	0
212	Office of Court Administration	2	0	2	1	8	1	1	0	12	27
213	State Prosecuting Attorney	0	0	0	0	0	0	0	0	0	0
221	First Court of Appeals	0	0	0	0	0	0	0	0	0	0
222	Second Court of Appeals	0	3	0	0	0	0	0	0	2	5
223	Third Court of Appeals	0	2	2	0	0	0	0	0	1	5
224	Fourth Court of Appeals	0	0	0	0	2	0	0	0	11	13
225	Fifth Court of Appeals*										0
226	Sixth Court of Appeals	0	0	0	0	0	0	0	0	0	0
227	Seventh Court of Appeals	0	0	1	0	0	0	0	0	24	25
228	Eighth Court of Appeals	0	0	0	0	1	0	0	0	0	1

Legend: AS=Asian Pacific; BL= Black; HI=Hispanic; AI=Native American; WO=Woman; M=Male; F=Female

**FISCAL YEAR '02 SEMI-ANNUAL HUB REPORT
TOTAL NUMBER OF HUB BIDS AND PROPOSALS RECEIVED**

AGENCY #	AGENCY NAME	AS		BL		HI		NA		WO	TOTAL
		M	F	M	F	M	F	M	F	F	
229	Ninth Court of Appeals	0	0	0	0	0	1	0	0	6	7
230	Tenth Court of Appeals	0	0	0	0	0	0	0	0	2	2
231	Eleventh Court of Appeals*										0
232	Twelfth Court of Appeals	0	0	0	0	0	0	0	0	0	0
233	Thirteenth Court of Appeals*										0
234	Fourteenth Court of Appeals	0	0	1	0	0	0	0	0	2	3
242	State Commission on Judicial Conduct	0	0	0	0	0	0	0	0	0	0
243	State Law Library	0	0	0	0	0	0	0	0	0	0
300	Fiscal Office of the Governor	1	0	2	0	3	0	0	0	4	10
301	Office of the Governor	4	2	3	1	1	0	0	0	6	17
302	Office of the Attorney General	19	8	35	10	30	16	3	1	71	193
303	Texas Building & Procurement Commission	16	2	19	18	56	6	0	0	130	247
304	Comptroller of Public Accounts (#310)	3	0	5	2	10	0	5	0	44	69
305	Texas General Land Office (Veterans Land Board)	63	16	10	18	32	16	10	0	141	306
306	Texas State Library & Archives Commission	20	5	22	4	17	1	0	0	150	219
307	Secretary of State	8	13	16	2	18	5	5	0	73	140
308	State Auditor's Office	9	0	1	0	8	1	0	0	4	23
311	Fiscal Reporting - Treasury*									0	0
312	State Securities Board	3	3	1	0	2	0	0	0	2	11
313	Department of Information Resources	60	88	46	15	170	26	0	0	385	790
315	Texas Tomorrow Fund	0	0	1	0	0	0	0	0	0	1
318	Texas Commission for the Blind	9	3	7	3	4	0	0	0	29	55

Legend: AS=Asian Pacific; BL= Black; HI=Hispanic; AI=Native American; WO=Woman; M=Male; F=Female

**FISCAL YEAR '02 SEMI-ANNUAL HUB REPORT
TOTAL NUMBER OF HUB BIDS AND PROPOSALS RECEIVED**

AGENCY NO.	AGENCY NAME	AS		BL		HI		NA		WO	TOTAL
		M	F	M	F	M	F	M	F	F	
320	Texas Workforce Commission	126	3	116	28	143	161	1	0	411	999
323	Teacher Retirement System of Texas	7	1	8	2	7	2	0	0	40	67
324	Texas Department of Human Services	127	24	313	290	208	153	0	16	787	1,918
325	Fire Fighters' Pension Commission	0	2	0	0	0	0	0	0	0	2
327	Employees Retirement System of Texas	1	0	2	0	1	0	0	0	9	13
329	Texas Real Estate Commission	0	0	4	0	17	0	1	0	63	94
330	Texas Rehabilitation Commission	1	4	35	3	8	3	0	0	67	121
332	Texas Department of Housing & Community Affairs	53	13	78	1	34	26	6	0	248	458
333	Office of State Federal Relations	0	0	0	0	0	0	0	0	0	0
335	Texas Commission for the Deaf and Hard of Hearing	0	0	0	0	0	0	0	0	0	0
337	Board of Tax Professional Examiners	0	0	0	0	0	0	0	0	0	0
338	State Pension Review Board*										0
340	Texas Department on Aging	0	0	0	0	0	0	0	0	1	1
342	State of Texas Aircraft Pooling Board	6	2	9	5	11	6	0	0	39	78
344	Texas Commission on Human Rights	0	0	0	0	0	0	0	0	0	0
347	Texas Public Finance Authority	1	0	5	0	18	0	0	0	19	43
352	Texas Bond Review Board	0	0	0	0	2	0	0	0	1	3
353	Texas Incentive & Productivity Commission	0	0	0	0	0	0	0	0	0	0
354	Texas Aerospace Commission	0	0	0	0	0	0	0	0	0	0
356	Texas Ethics Commission	2	0	8	0	10	2	0	0	12	34
359	Office of Public Insurance Counsel	0	6	3	0	7	7	0	0	52	75
360	State Office of Administrative Hearings	14	8	32	9	38	15	0	0	131	247

Legend: AS=Asian Pacific; BL= Black; HI=Hispanic; AI=Native American; WO=Woman; M=Male; F=Female

**FISCAL YEAR '02 SEMI-ANNUAL HUB REPORT
TOTAL NUMBER OF HUB BIDS AND PROPOSALS RECEIVED**

AGENCY NO.	AGENCY NAME	AS		BL		HI		NA		WO	TOTAL
		M	F	M	F	M	F	M	F	F	
362	Texas Lottery Commission	3	0	12	11	15	8	5	4	47	105
364	Health Professional Council	0	0	0	0	0	0	1	0	3	4
367	Telecomm Infrastructure Fund	0	0	1	0	0	3	3	0	5	12
401	Adjutant General's Department	0	1	17	3	26	8	1	0	36	92
403	Texas Veterans Commission	2	0	7	1	23	7	1	0	52	93
405	Texas Department of Public Safety	16	0	1	1	35	7	4	5	154	223
406	Texas Military Facilities Commission	0	2	1	2	24	9	3	0	69	110
407	Texas Commission on Law Enforcement	0	0	0	0	0	0	0	0	0	0
409	Texas Commission on Jail Standards	2	1	4	1	2	0	0	0	10	20
410	Criminal Justice Policy Council	2	0	7	0	0	0	0	0	7	16
411	Texas Commission on Fire Protection	3	0	0	0	0	0	0	0	17	20
449	State Finance Commission*										0
450	Texas Savings & Loan Department*										0
451	Texas Department of Banking	0	1	24	9	8	2	0	0	6	50
452	Texas Department of Licensing and Regulation	1	0	7	0	0	0	0	0	1	9
453	Texas Workers' Compensation Commission	5	6	13	0	16	11	11	1	198	261
454	Texas Department of Insurance	7	2	17	2	25	3	0	0	32	88
455	Texas Railroad Commission	16	13	8	2	8	9	1	0	58	115
456	Texas State Board of Plumbing Examiners	0	0	0	0	2	0	0	0	1	3
457	Texas State Board of Public Accountancy	2	0	1	0	5	4	0	0	26	38
458	Texas Alcoholic Beverage Commission	2	0	5	1	4	1	0	0	11	24
459	Texas Board of Architectural Examiners	0	0	2	0	0	0	0	1	1	4

Legend: AS=Asian Pacific; BL= Black; HI=Hispanic; AI=Native American; WO=Woman; M=Male; F=Female

**FISCAL YEAR '02 SEMI-ANNUAL HUB REPORT
TOTAL NUMBER OF HUB BIDS AND PROPOSALS RECEIVED**

AGENCY NO.	AGENCY NAME	AS		BL		HI		NA		WO	TOTAL
		M	F	M	F	M	F	M	F	F	
460	Texas Board of Professional Engineers	0	0	1	0	4	0	0	0	3	8
464	Texas Board of Professional Land Surveying	0	0	3	0	0	0	0	0	7	10
466	Office of Consumer Credit Commissioner	7	2	3	0	4	0	0	0	20	36
467	Texas Commission on Private Security	0	0	4	0	0	0	0	0	31	35
469	Credit Union Department	0	0	1	0	4	1	0	0	7	13
472	Structural Pest Control Board	0	0	0	0	0	0	0	0	11	11
473	Public Utility Commission of Texas	4	2	11	0	9	0	0	0	53	79
474	Texas Polygraph Examiners Board	0	0	0	0	0	0	0	0	0	0
475	Public Utility Council	1	0	0	0	0	0	0	0	1	1
476	Texas Racing Commission	4	1	6	2	8	2	0	0	10	33
477	Commission on State Emergency Communications	2	0	7	0	6	0	0	0	11	26
478	Research & Oversight Council on Workers' Compensation	0	0	0	0	0	0	0	0	0	0
479	State Office of Risk Management	0	0	0	0	0	0	0	0	1	1
480	Texas Department of Economic Development (#465)	0	1	3	0	1	0	0	0	6	11
501	Texas Department of Health	14	5	20	11	17	10	1	1	50	129
502	Texas State Board of Barber Examiners	1	0	0	0	1	0	0	0	9	11
503	Texas State Board of Medical Examiners	1	2	2	2	25	1	0	0	32	65
504	Board of Dental Examiners	0	0	18	0	1	0	0	0	3	22
505	Texas Cosmetology Commission	0	0	0	0	0	0	0	0	0	0
506	UT M.D. Anderson Cancer Center	256	170	380	292	192	1,410	20	48	1,106	3,874
507	Board of Nurse Examiners	0	0	7	0	7	0	0	0	7	21

Legend: AS=Asian Pacific; BL= Black; HI=Hispanic; AI=Native American; WO=Woman; M=Male; F=Female

**FISCAL YEAR '02 SEMI-ANNUAL HUB REPORT
TOTAL NUMBER OF HUB BIDS AND PROPOSALS RECEIVED**

AGENCY NO.	AGENCY NAME	AS		BL		HI		NA		WO	TOTAL
		M	F	M	F	M	F	M	F	F	
508	Board of Chiropractic Examiners	0	0	1	0	1	0	1	0	5	8
511	Board of Vocational Nurse Examiners	1	0	2	0	3	0	0	0	5	11
512	Texas State Board of Podiatric Medical Examiners*										0
513	Texas Funeral Commission	0	0	0	0	0	0	0	0	0	0
514	Texas Optometry Board	0	0	0	0	0	0	0	0	0	0
515	Texas Board of Pharmacy	4	0	6	0	2	0	0	0	20	32
517	Texas Commission on Alcohol & Drug Abuse	5	1	4	0	6	5	0	0	9	30
520	Board of Examiners of Psychologists	0	0	41	0	0	0	0	0	41	82
527	Texas Cancer Council	0	0	0	0	0	0	1	0	8	9
529	Health & Human Services Commission	1	0	2	0	5	2	0	0	3	13
530	Texas Department of Protective & Regulatory Services (Agency #355 added)	68	40	264	87	167	109	4	10	1,137	1,886
532	Early Childhood Intervention	1	0	11	0	10	0	0	0	40	62
533	Executive Council of Physical & Occupational Therapy*										0
541	Texas Energy Coordination Council	0	0	0	0	0	0	0	0	0	0
551	Texas Department of Agriculture	31	30	23	5	75	18	0	0	103	285
554	Texas Animal Health Commission	2	2	3	0	7	10	0	0	29	53
555	Texas Cooperative Extension (formerly TAEX)	3	1	2	1	17	2	1	0	30	57
556	Texas Agricultural Experiment Station (TAES)	3	5	5	2	19	1	0	0	71	106
557	Texas Veterinary Medical Diagnostic Laboratory	0	0	0	2	9	0	0	0	23	34
576	Texas Forest Service	3	0	7	1	5	4	0	0	13	33
577	Texas Wildlife Damage Management Service	0	0	0	0	0	0	0	0	0	0
578	Texas Board of Veterinary Medical Examiners*										0

Legend: AS=Asian Pacific; BL= Black; HI=Hispanic; AI=Native American; WO=Woman; M=Male; F=Female

**FISCAL YEAR '02 SEMI-ANNUAL HUB REPORT
TOTAL NUMBER OF HUB BIDS AND PROPOSALS RECEIVED**

AGENCY NO.	AGENCY NAME	AS		BL		HI		NA		WO	TOTAL
		M	F	M	F	M	F	M	F	F	
579	Rio Grande Compact Commission	0	0	0	0	0	0	0	0	0	0
580	Texas Water Development Board	133	0	88	19	8	8	0	0	80	348
582	Texas Natural Resource Conservation Commission	61	61	91	16	62	31	0	0	336	658
583	Sabine River Compact Administration	0	0	0	0	0	0	0	0	0	0
592	State Soil & Water Conservation Board	0	2	3	2	3	0	0	0	3	13
596	Red River Compact Commission	0	0	0	0	0	0	0	0	0	0
598	Canadian River Compact Commission	0	0	0	0	0	0	0	0	0	0
599	Pecos River Compact Commission	0	0	0	0	0	0	0	0	0	0
601	Texas Department of Transportation	209	78	287	107	547	117	77	4	2,746	4,172
615	Texas State Board of Pharmacy*										
655	Texas Dept of Mental Health & Mental Retardation	553	105	877	345	898	231	41	10	2,619	5,679
658	Beaumont State Center (See #655)*										0
665	Texas Juvenile Probation Commission	1	1	8	0	0	3	0	0	18	31
677	Austin State Hospital (See #655-J)*										0
694	Texas Youth Commission	42	67	186	111	285	111	32	4	730	1,568
696	Texas Department of Criminal Justice	415	115	338	133	678	50	36	14	3,998	5,777
697	TDCJ Paroles Division (See #696-2)*										0
699	Laredo State Center (See# 655)*										0
701	Texas Education Agency	20	3	19	3	12	8	2	1	55	123
705	State Board for Educator Certification (703)*										0
709	Texas A&M University System Health Science Ctr. (with Baylor College of Dentistry #748)	2	0	6	3	3	0	0	0	71	85

Legend: AS=Asian Pacific; BL= Black; HI=Hispanic; AI=Native American; WO=Woman; M=Male; F=Female

**FISCAL YEAR '02 SEMI-ANNUAL HUB REPORT
TOTAL NUMBER OF HUB BIDS AND PROPOSALS RECEIVED**

AGENCY NO.	AGENCY NAME	AS		BL		HI		NA		WO	TOTAL
		M	F	M	F	M	F	M	F	F	
710	Texas A & M University System	31	4	32	23	59	3	5	0	91	248
711	Texas A & M University	22	7	50	39	45	8	0	0	89	260
712	Texas Engineering Experiment Station	4	1	1	2	5	0	0	0	6	19
713	Tarleton State University	14	6	29	0	10	1	0	0	49	109
714	University of Texas at Arlington	38	22	124	19	110	15	32	0	383	743
715	Prairie View A & M University	1	3	12	2	1	0	0	0	11	30
716	Texas Engineering Extension Service	2	0	1	0	0	2	0	0	3	8
717	Texas Southern University	34	7	243	317	176	152	0	0	382	1,291
718	Texas A&M University - Galveston	0	0	0	0	1	1	0	0	1	3
719	Texas State Technical College	69	43	50	16	57	12	18	1	189	455
720	University of Texas System	6	0	12	0	13	3	0	0	70	104
721	University of Texas at Austin	112	49	88	39	136	86	5	3	540	1,058
723	University of Texas Medical Branch - Galveston	315	648	396	231	942	280	16	7	2,529	5,364
724	University of Texas - El Paso	160	18	10	6	301	219	0	0	592	1,521
727	Texas Transportation Institute	0	0	1	1	0	0	0	0	1	3
729	University of Texas Southwestern Medical Ctr./Dallas	293	7	71	29	85	1,943	2	0	3,819	6,249
730	University of Houston	271	42	144	20	238	120	5	0	1,033	1,873
731	Texas Woman's University	12	3	13	6	34	3	9	0	105	185
732	Texas A&M University - Kingsville	13	9	11	4	75	15	1	0	91	219
733	Texas Tech University	24	9	9	5	11	5	4	2	79	148
734	Lamar University - Beaumont	14	7	3	5	5	1	1	0	41	66

Legend: AS=Asian Pacific; BL= Black; HI=Hispanic; AI=Native American; WO=Woman; M=Male; F=Female

**FISCAL YEAR '02 SEMI-ANNUAL HUB REPORT
TOTAL NUMBER OF HUB BIDS AND PROPOSALS RECEIVED**

AGENCY NO.	AGENCY NAME	AS		BL		HI		NA		WO	TOTAL
		M	F	M	F	M	F	M	F	F	
735	Midwestern State University	14	0	0	0	6	2	0	0	20	42
736	University of Texas - Pan American	14	50	1	12	42	7	0	0	70	196
737	Angelo State University	25	3	2	3	27	10	7	0	193	270
738	University of Texas at Dallas	23	0	29	0	35	0	1	0	101	189
739	Texas Tech University Health Sciences Center	150	9	58	14	420	27	2	0	1,486	2,156
742	University of Texas of the Permian Basin	2	1	0	6	17	0	0	0	184	210
743	University of Texas - San Antonio	12	3	44	3	116	36	0	1	213	388
744	University of Texas Health Science Center-Houston	13	2	18	1	1	1	0	0	19	55
745	University of Texas Health Science Center - San Antonio	21	0	6	9	42	30	4	1	115	228
747	University of Texas at Brownsville	27	8	3	1	26	10	0	0	69	144
750	University of Texas at Tyler	1	0	0	0	1	1	0	0	3	6
751	Texas A&M University-Commerce	69	41	22	8	22	15	2	0	125	304
752	University of North Texas	103	146	83	19	106	20	11	3	343	834
753	Sam Houston State University	15	26	22	5	39	1	1	0	142	251
754	Southwest Texas State University	17	12	34	5	50	36	1	1	184	340
755	Stephen F. Austin State University	21	6	32	9	27	17	0	0	114	226
756	Sul Ross University	2	0	1	0	23	18	0	0	93	137
757	West Texas A&M University	0	0	0	0	0	0	0	0	3	3
758	Texas State University System Board of Regents	0	0	0	0	0	0	0	0	0	0
759	University of Houston-Clear Lake	12	1	9	2	4	1	1	1	31	62
760	Texas A & M University - Corpus Christi	3	3	1	0	13	4	1	0	14	39

Legend: AS=Asian Pacific; BL= Black; HI=Hispanic; AI=Native American; WO=Woman; M=Male; F=Female

**FISCAL YEAR '02 SEMI-ANNUAL HUB REPORT
TOTAL NUMBER OF HUB BIDS AND PROPOSALS RECEIVED**

AGENCY NO.	AGENCY NAME	AS		BL		HI		NA		WO	TOTAL
		M	F	M	F	M	F	M	F	F	
761	Texas A&M International University	7	14	11	1	13	6	1	4	50	107
763	University of North Texas Health Science Center - Fort Worth	90	9	110	51	335	111	15	1	495	1,217
764	Texas A&M University - Texarkana	0	0	0	0	0	0	0	0	1	1
765	University of Houston - Victoria	46	5	0	0	12	0	0	0	91	154
767	SW Collegiate Institute for the Deaf*										0
768	Texas Tech University System	0	0	0	0	0	0	0	0	0	0
771	Texas School for the Blind*										0
772	Texas School for the Deaf	0	0	2	0	7	2	0	0	7	18
781	Texas Higher Education Coordinating Board	4	0	2	0	6	2	0	0	13	27
783	University of Houston System	22	4	18	3	23	7	0	0	82	159
784	University of Houston - Downtown	6	2	7	4	8	3	3	1	27	61
785	University of Texas Health Center - Tyler	20	1	9	1	17	5	0	0	86	139
787	Lamar University - Orange	1	1	1	3	2	2	0	0	8	18
788	Lamar State College - Port Arthur	2	0	0	1	10	1	0	0	38	52
789	Lamar Institute of Technology	0	3	1	2	2	2	0	1	19	30
802	Texas Parks and Wildlife Department	20	16	54	8	141	44	84	5	393	765
808	Texas Historical Commission	1	0	1	0	6	1	0	0	24	33
809	State Preservation Board	0	0	0	0	7	0	1	0	18	26
813	Texas Commission on the Arts	0	0	0	28	0	0	0	0	18	46
819	Texas Emancipation Juneteenth-Commission*										0
902	Comptroller/Fiscal	0	2	0	0	1	0	0	0	1	4

Legend: AS=Asian Pacific; BL= Black; HI=Hispanic; AI=Native American; WO=Woman; M=Male; F=Female

**FISCAL YEAR '02 SEMI-ANNUAL HUB REPORT
TOTAL NUMBER OF HUB BIDS AND PROPOSALS RECEIVED**

AGENCY NO.	AGENCY NAME	AS		BL		HI		NA		WO	TOTAL
		M	F	M	F	M	F	M	F	F	
904	Texas Food and Fiber Commission	3	0	1	0	0	0	0	0	2	6
907	State Energy Conservation Office	0	0	0	0	0	0	0	0	1	1
190 Agencies Out of 220 Reported	TOTAL	4,665	2,181	5,536	2,552	8,072	5,945	511	152	32,278	62,055

Reporting criteria for all state agencies and institution of higher education:

Pursuant to Senate Bill 178, codified in the Texas Government Code 2161.122, §(c) State agencies and institutions of higher education shall report to the Texas Building and Procurement Commission both treasury and non treasury funds relating to:

- (1) Total number of purchases and payments made to HUBs,
- (2) Number of businesses participating in state bonds,
- (3) Number of contracts awarded to businesses regarding agencies' acquisition, construction, or equipping of a facility or implementation of a program, &
- (4) Number of bids, proposals, etc. made by HUBs regarding agencies' acquisition, construction, or equipping of a facility or implementation of a program.
- (5) Where * appears, no information submitted.

See the HUB Reporting Procedures for instructions and the required reporting format.

Legend: AS=Asian Pacific; BL= Black; HI=Hispanic; AI=Native American; WO=Woman; M=Male; F=Female

SECTION VIII - SUPPLEMENTAL REPORTS

**(D) NUMBER CONTRACTS AWARDED TO HUBS AND TOTAL
AGENCY CONTRACTS AWARDED (HUBS AND NON-HUBS)**

**FISCAL YEAR '02 SEMI- ANNUAL HUB REPORT
TOTAL NUMBER OF CONTRACTS AWARDED TO HUBS**

AGENCY	AGENCY NAME	AS		BL		HI		NA		WO	TOTAL	GRAND
		M	F	M	F	M	F	M	F	F		
101	State Senate*										0	0
102	House of Representatives*										0	0
103	Texas Legislative Council*										0	0
104	Legislative Budget Board*										0	0
105	Legislative Reference Library**	0	0	0	0	0	0	0	0	0	0	
107	Commission on Uniform State Laws*										0	0
116	Sunset Advisory Board*										0	0
201	Supreme Court*										0	0
202	State Bar of Texas*										0	0
203	Texas Board of Law Examiners**	0	0	0	0	0	0	0	0	4	4	4
204	Court Reporters Certification Board	0	0	3	0	0	0	0	0	0	3	12
211	Court of Criminal Appeals	0	0	0	0	0	0	0	0	0	0	0
212	Office of Court Administration	9	4	40	0	11	0	0	0	2	66	127
213	State Prosecuting Attorney	0	0	0	0	0	0	0	0	0	0	0
221	First Court of Appeals*	0	0	0	0	0	0	0	0	0	0	0
222	Second Court of Appeals	0	3	0	0	0	0	0	0	2	5	5
223	Third Court of Appeals	0	0	0	0	0	0	0	0	2	2	2
224	Fourth Court of Appeals	0	0	0	0	2	0	0	0	11	13	37
225	Fifth Court of Appeals*										0	0
226	Sixth Court of Appeals	0	0	0	0	0	0	0	0	0	0	0
227	Seventh Court of Appeals	0	0	1	0	0	0	0	0	24	25	37
228	Eighth Court of Appeals	0	0	0	0	1	0	0	0	1	2	30

Legend: AS=Asian Pacific; BL= Black; HI=Hispanic; AI=Native American; WO=Woman; M=Male; F=Female

**FISCAL YEAR '02 SEMI- ANNUAL HUB REPORT
TOTAL NUMBER OF CONTRACTS AWARDED TO HUBS**

AGENCY	AGENCY NAME	AS		BL		HI		NA		WO	TOTAL	GRAND
		M	F	M	F	M	F	M	F	F		
229	Ninth Court of Appeals	0	0	0	0	0	0	0	0	5	5	7
230	Tenth Court of Appeals	0	0	0	0	0	0	0	1	4	5	20
231	Eleventh Court of Appeals*											0
232	Twelfth Court of Appeals	0	0	0	0	0	0	0	0	0	0	0
233	Thirteenth Court of Appeals*										0	0
234	Fourteenth Court of Appeals	0	0	0	0	0	0	0	0	0	0	0
242	State Commission on Judicial Conduct	0	0	0	0	0	0	0	0	0	0	0
243	State Law Library	0	0	0	0	0	0	0	0	0	0	1
300	Fiscal Office of the Governor	4	2	9	0	3	0	0	0	25	43	96
301	Office of the Governor	9	0	29	1	0	0	0	0	46	85	174
302	Office of the Attorney General	44	6	66	4	42	1	0	0	107	270	2,415
303	Texas Building & Procurement Commission	5	1	11	17	39	4	0	0	102	179	1,069
304	Comptroller of Public Accounts (#310)	27	3	5	1	6	2	0	0	69	113	1,026
305	Texas General Land Office (Veterans Land Board)	40	6	4	2	15	6	5	0	67	145	624
306	Texas State Library & Archives Commission	18	3	20	3	15	0	0	0	106	165	620
307	Secretary of State**	9	7	10	0	10	3	3	0	66	108	
308	State Auditor's Office	6	0	1	0	5	1	0	0	1	14	48
311	Fiscal Reporting - Treasury*										0	
312	State Securities Board	0	2	0	0	2	0	0	0	1	5	9
313	Department of Information Resources	40	35	2	0	149	0	0	0	114	340	1,328
315	Texas Tomorrow Fund	1	0	1	0	1	0	0	0	4	7	53
318	Texas Commission for the Blind	1	0	1	0	0	0	0	0	5	7	25

Legend: AS=Asian Pacific; BL= Black; HI=Hispanic; AI=Native American; WO=Woman; M=Male; F=Female

**FISCAL YEAR '02 SEMI- ANNUAL HUB REPORT
TOTAL NUMBER OF CONTRACTS AWARDED TO HUBS**

AGENCY	AGENCY NAME	AS		BL		HI		NA		WO	TOTAL	GRAND
		M	F	M	F	M	F	M	F	F		
320	Texas Workforce Commission	87	3	106	30	91	110	0	1	426	854	3,772
323	Teacher Retirement System of Texas	33	0	3	1	18	5	0	0	65	125	430
324	Texas Department of Human Services	118	55	91	90	118	31	0	0	800	1,303	3,802
325	Fire Fighters' Pension Commission**	0	0	0	0	0	0	0	0	0	0	
327	Employees Retirement System of Texas	10	1	2	0	5	0	0	0	20	38	403
329	Texas Real Estate Commission	0	4	3	0	11	0	0	0	40	58	206
330	Texas Rehabilitation Commission	0	2	8	1	2	1	0	0	23	37	68
332	Texas Department of Housing & Community Affairs**	33	9	78	1	15	19	6	0	236	397	
333	Office of State Federal Relations	0	0	0	0	0	0	0	0	0	0	0
335	Texas Commission for the Deaf and Hard of Hearing	0	0	0	0	0	0	0	0	0	0	0
337	Board of Tax Professional Examiners	0	0	1	0	1	0	0	0	2	4	4
338	State Pension Review Board*										0	0
340	Texas Department on Aging	0	0	0	0	0	0	0	0	1	1	1
342	State of Texas Aircraft Pooling Board	0	0	0	0	0	0	0	0	56	56	652
344	Texas Commission on Human Rights	0	0	0	0	0	0	0	0	0	0	0
347	Texas Public Finance Authority**	0	0	0	0	4	0	0	0	9	13	
352	Texas Bond Review Board	0	0	0	0	0	0	0	0	1	1	1
353	Texas Incentive & Productivity Commission	0	0	0	0	0	0	0	0	0	0	0
354	Texas Aerospace Commission	0	0	0	0	0	0	0	0	0	0	0
356	Texas Ethics Commission**	1	0	5	0	7	0	0	0	10	23	
359	Office of Public Insurance Counsel	0	4	0	0	2	1	0	0	16	23	89
360	State Office of Administrative Hearings	11	1	6	0	12	1	0	0	37	68	219

Legend: AS=Asian Pacific; BL= Black; HI=Hispanic; AI=Native American; WO=Woman; M=Male; F=Female

**FISCAL YEAR '02 SEMI- ANNUAL HUB REPORT
TOTAL NUMBER OF CONTRACTS AWARDED TO HUBS**

AGENCY	AGENCY NAME	AS		BL		HI		NA		WO	TOTAL	GRAND
		M	F	M	F	M	F	M	F	F		
362	Texas Lottery Commission	1	0	0	1	0	1	1	0	7	11	36
364	Health Professional Council**	0	0	0	0	0	0	0	0	2	2	
367	Telecomm Infrastructure Fund	0	0	0	0	1	0	1	0	23	25	7
401	Adjutant General's Department	0	1	0	0	4	0	0	0	8	13	127
403	Texas Veterans Commission	2	0	7	1	6	2	0	0	42	59	143
405	Texas Department of Public Safety	107	0	101	92	143	35	0	1	397	876	10,200
406	Texas Military Facilities Commission	0	0	0	0	2	3	1	0	6	12	28
407	Texas Commission on Law Enforcement	0	0	0	0	0	0	0	0	0	0	1
409	Texas Commission on Jail Standards	2	0	2	1	3	0	0	0	8	16	113
410	Criminal Justice Policy Council	2	0	7	0	0	0	0	0	0	9	10
411	Texas Commission on Fire Protection	3	0	0	0	0	0	0	0	17	20	112
449	State Finance Commission*										0	
450	Texas Savings & Loan Department*										0	
451	Texas Department of Banking	0	1	23	9	7	2	0	0	5	47	258
452	Texas Department of Licensing and Regulation	2	1	56	9	1	0	0	0	29	98	385
453	Texas Workers' Compensation Commission	2	3	9	0	26	5	2	0	165	202	1,287
454	Texas Department of Insurance	0	1	3	2	7	0	0	0	5	18	32
455	Texas Railroad Commission	9	9	6	0	4	5	0	0	39	72	1,371
456	Texas State Board of Plumbing Examiners	0	0	0	1	0	0	0	0	0	1	2
457	Texas State Board of Public Accountancy	2	0	1	0	0	1	0	0	20	24	90
458	Texas Alcoholic Beverage Commission	2	0	4	0	1	0	0	0	4	11	87
459	Texas Board of Architectural Examiners	0	0	1	0	0	0	0	0	2	3	6

Legend: AS=Asian Pacific; BL= Black; HI=Hispanic; AI=Native American; WO=Woman; M=Male; F=Female

**FISCAL YEAR '02 SEMI- ANNUAL HUB REPORT
TOTAL NUMBER OF CONTRACTS AWARDED TO HUBS**

AGENCY	AGENCY NAME	AS		BL		HI		NA		WO	TOTAL	GRAND
		M	F	M	F	M	F	M	F	F		
460	Texas Board of Professional Engineers	0	0	1	0	0	0	0	0	0	1	1
464	Texas Board of Professional Land Surveying	0	0	1	0	0	0	0	0	3	4	50
466	Office of Consumer Credit Commissioner	7	2	2	0	3	0	0	0	19	33	
467	Texas Commission on Private Security	0	0	4	0	0	0	0	0	30	34	77
469	Credit Union Department	0	0	0	0	0	0	0	0	2	2	3
472	Structural Pest Control Board**	0	0	0	0	0	0	0	0	11	11	
473	Public Utility Commission of Texas	2	0	7	0	3	0	0	0	46	58	170
474	Texas Polygraph Examiners Board	0	0	0	0	0	0	0	0	0	0	0
475	Public Utility Council	1	0	0	0	0	0	0	0	0	1	1
476	Texas Racing Commission	4	1	5	1	6	0	0	0	9	26	91
477	Comm. on State Emergency Communications**	2	0	7	0	6	0	0	0	11	26	
478	Research & Oversight Council on Workers' Compensation**	0	0	0	0	0	0	0	0	0	0	
479	State Office of Risk Management	9	1	7	0	8	0	0	0	6	31	110
480	Texas Department of Economic Development (#465)	0	0	0	0	1	0	0	0	0	1	7
501	Texas Department of Health	5	1	1	0	0	3	0	0	8	18	41
502	Texas State Board of Barber Examiners	0	0	0	0	1	0	0	0	5	6	13
503	Texas State Board of Medical Examiners	0	0	0	0	0	0	0	0	0	0	0
504	Board of Dental Examiners	0	0	18	1	0	0	0	3	22	79	164
505	Texas Cosmetology Commission	0	0	0	0	0	0	0	0	0	0	0
506	UT M.D. Anderson Cancer Center	1,608	952	3,356	496	1,360	1,056	20	19	11,921	20,788	55,905
507	Board of Nurse Examiners	0	0	0	0	0	0	0	0	0	0	0

Legend: AS=Asian Pacific; BL= Black; HI=Hispanic; AI=Native American; WO=Woman; M=Male; F=Female

**FISCAL YEAR '02 SEMI- ANNUAL HUB REPORT
TOTAL NUMBER OF CONTRACTS AWARDED TO HUBS**

AGENCY	AGENCY NAME	AS		BL		HI		NA		WO	TOTAL	GRAND
		M	F	M	F	M	F	M	F	F		
508	Board of Chiropractic Examiners	0	0	0	0	0	0	0	0	0	0	0
511	Board of Vocational Nurse Examiners	0	0	0	0	0	0	0	0	0	0	0
512	Texas State Board of Podiatric Medical Examiners**										0	
513	Texas Funeral Commission	0	0	0	0	0	0	0	0	0	0	0
514	Texas Optometry Board	0	0	0	0	0	0	0	0	0	0	0
515	Texas Board of Pharmacy**	3	0	6	0	2	0	0	0	20	31	
517	Texas Commission on Alcohol & Drug Abuse	5	1	7	5	6	5	0	0	14	33	325
520	Board of Examiners of Psychologists	0	0	0	0	0	0	0	0	0	41	41
527	Texas Cancer Council	0	0	0	0	0	0	0	0	0	7	7
529	Health & Human Services Commission	0	0	0	0	3	1	0	0	1	5	8
530	Texas Department of Protective & Regulatory Services (Agency #355 added)	18	64	28	119	35	28	4	3	493	792	5,016
532	Early Childhood Intervention	0	0	2	0	5	0	0	0	15	22	25
533	Executive Council of Physical & Occupational Therapy*										0	0
541	Texas Energy Coordination Council*										0	0
551	Texas Department of Agriculture	25	21	15	2	31	11	0	0	78	183	1,927
554	Texas Animal Health Commission**	1	1	2	0	7	10	0	0	29	50	
555	Texas Cooperative Extension (formerly TAEX)	0	1	1	1	0	1	0	0	1	5	196
556	Texas Agricultural Experiment Station (TAES)	1	0	1	1	3	0	0	0	22	28	60
557	Texas Veterinary Medical Diagnostic Laboratory	0	0	0	2	9	0	0	0	23	34	1,489
576	Texas Forest Service	2	0	5	0	1	1	0	0	2	11	31
577	Texas Wildlife Damage Management Service	0	0	0	0	0	0	0	0	0	0	0

Legend: AS=Asian Pacific; BL= Black; HI=Hispanic; AI=Native American; WO=Woman; M=Male; F=Female

**FISCAL YEAR '02 SEMI- ANNUAL HUB REPORT
TOTAL NUMBER OF CONTRACTS AWARDED TO HUBS**

AGENCY	AGENCY NAME	AS		BL		HI		NA		WO	TOTAL	GRAND
		M	F	M	F	M	F	M	F	F		
578	Texas Board of Veterinary Medical Examiners*										0	0
579	Rio Grande Compact Commission	0	0	0	0	0	0	0	0	0	0	0
580	Texas Water Development Board	129	0	83	19	6	5	0	0	63	301	927
582	Texas Natural Resource Conservation Commission	57	49	55	9	51	19	0	0	281	521	1,709
583	Sabine River Compact Administration	0	0	0	0	0	0	0	0	0	0	0
592	State Soil & Water Conservation Board**	0	0	1	1	0	0	0	0	6	8	
596	Red River Compact Commission	0	0	0	0	0	0	0	0	0	0	1
598	Canadian River Compact Commission	0	0	0	0	0	0	0	0	0	0	1
599	Pecos River Compact Commission	0	0	0	0	0	0	0	0	0	0	0
601	Texas Department of Transportation	143	33	208	75	479	165	63	8	2,443	3,617	29,826
615	Texas State Board Of Pharmacy*											
655	Texas Dept of Mental Health & Mental Retardation**	274	48	374	113	310	85	3	2	1,351	2,560	24,348
658	Beaumont State Center (See #655)*										0	0
665	Texas Juvenile Probation Commission	1	1	8	0	0	1	0	0	17	28	170
677	Austin State Hospital (See #655-J)*										0	0
694	Texas Youth Commission	160	43	262	53	139	156	22	1	900	1,736	26,500
696	Texas Department of Criminal Justice	259	62	143	57	309	13	11	9	2,966	3,829	12,738
697	TDCJ Paroles Division (See #696-2) *										0	0
699	Laredo State Center (See# 655)*										0	0
701	Texas Education Agency	4	0	4	2	0	2	1	0	17	30	106
705	State Board for Educator Certification (#703)*										0	0

Legend: AS=Asian Pacific; BL= Black; HI=Hispanic; AI=Native American; WO=Woman; M=Male; F=Female

**FISCAL YEAR '02 SEMI- ANNUAL HUB REPORT
TOTAL NUMBER OF CONTRACTS AWARDED TO HUBS**

AGENCY	AGENCY NAME	AS		BL		HI		NA		WO	TOTAL	GRAND
		M	F	M	F	M	F	M	F	F		
709	Texas A&M University System Health Science Ctr. (with Baylor College of Dentistry #748)	1	0	3	0	0	0	0	0	21	25	52
710	Texas A & M University System	9	2	4	4	14	0	1	0	18	52	225
711	Texas A & M University	8	2	7	2	2	0	0	0	13	34	384
712	Texas Engineering Experiment Station	4	0	0	0	0	3	0	0	0	7	159
713	Tarleton State University	12	3	29	0	3	0	0	0	6	53	148
714	University of Texas at Arlington	7	7	13	2	35	6	14	0	145	229	1,490
715	Prairie View A & M University	0	1	5	0	1	0	0	0	4	11	137
716	Texas Engineering Extension Service	1	0	0	0	1	0	0	0	1	2	52
717	Texas Southern University**	7	0	42	91	25	7	0	0	32	204	
718	Texas A&M University - Galveston	0	0	0	0	0	0	0	0	0	0	9
719	Texas State Technical College	21	22	8	5	20	4	1	0	66	147	1,741
720	University of Texas System	3	1	3	0	7	1	0	0	68	83	760
721	University of Texas at Austin	226	69	750	36	351	678	36	0	3,562	5,708	36,950
723	University of Texas Medical Branch - Galveston	243	422	133	22	803	48	0	0	1,616	3,287	52,256
724	University of Texas - El Paso**	126	15	1	0	145	112	0	0	278	7,541	
727	Texas Transportation Institute	0	0	0	1	0	0	0	0	1	2	7
729	University of Texas Southwestern Medical Ctr./Dallas**	45	1	33	13	3	65	3	0	161	324	
730	University of Houston	143	22	76	13	128	53	3	0	574	1,017	8,475
731	Texas Woman's University	44	22	7	0	33	3	1	0	149	259	259
732	Texas A&M University - Kingsville	4	7	0	0	18	0	0	0	40	69	143
733	Texas Tech University	4	1	4	0	1	0	0	1	15	24	311

Legend: AS=Asian Pacific; BL= Black; HI=Hispanic; AI=Native American; WO=Woman; M=Male; F=Female

**FISCAL YEAR '02 SEMI- ANNUAL HUB REPORT
TOTAL NUMBER OF CONTRACTS AWARDED TO HUBS**

AGENCY	AGENCY NAME	AS		BL		HI		NA		WO	TOTAL	GRAND
		M	F	M	F	M	F	M	F			
734	Lamar University - Beaumont	0	0	1	0	2	0	0	0	16	19	50
735	Midwestern State University	0	0	0	0	0	0	0	0	0	0	42
736	University of Texas - Pan American	15	7	0	2	8	3	0	0	28	63	467
737	Angelo State University	19	2	0	1	17	10	4	0	137	190	527
738	University of Texas at Dallas	3	0	3	0	6	0	0	0	32	44	1,610
739	Texas Tech University Health Science Center**	48	1	26	5	63	9	0	0	787	939	
742	University of Texas of the Permian Basin	9	9	8	0	12	0	0	0	256	294	1,336
743	University of Texas - San Antonio	31	10	38	21	868	249	0	0	438	1,655	7,689
744	University of Texas Health Science Center - Houston	5	0	4	0	0	0	0	0	11	20	572
745	University of Texas Health Science Center - San Antonio	216	0	62	0	2,422	0	0	0	1,723	4,423	31,699
747	University of Texas at Brownsville**	6	0	0	0	4	5	0	0	21	36	
750	University of Texas at Tyler	9	5	13	6	8	1	0	0	348	390	2,777
751	Texas A&M University-Commerce	32	26	3	0	3	2	1	0	42	109	836
752	University of North Texas	40	29	4	1	8	3	2	0	31	118	773
753	Sam Houston State University**	6	9	7	0	0	1	0	0	58	81	
754	Southwest Texas State University	351	124	953	393	1,756	448	76	43	3,322	7,406	7,466
755	Stephen F. Austin State University	2	0	5	2	3	2	0	0	12	26	112
756	Sul Ross University	0	0	0	0	18	0	0	0	58	76	3,718
757	West Texas A&M University	0	0	0	0	0	0	0	0	1	1	111
758	Texas State University System Board of Regents	0	0	0	0	0	0	0	0	0	0	0
759	University of Houston-Clear Lake	64	9	34	5	45	8	4	0	244	413	2,315

Legend: AS=Asian Pacific; BL= Black; HI=Hispanic; AI=Native American; WO=Woman; M=Male; F=Female

**FISCAL YEAR '02 SEMI- ANNUAL HUB REPORT
TOTAL NUMBER OF CONTRACTS AWARDED TO HUBS**

AGENCY	AGENCY NAME	AS		BL		HI		NA		WO	TOTAL	GRAND
		M	F	M	F	M	F	M	F	F		
760	Texas A & M University - Corpus Christi	2	3	0	0	9	2	0	0	6	22	383
761	Texas A&M International University	0	0	0	0	0	1	0	0	0	1	13
763	University of North Texas Health Science Center - Fort Worth	70	8	74	42	334	97	4	0	487	1,116	5,387
764	Texas A&M University - Texarkana	0	0	0	0	0	0	0	0	3	5	8
765	University of Houston - Victoria	40	0	0	0	7	0	0	0	69	116	396
767	SW Collegiate Institute for the Deaf*										0	0
768	Texas Tech University System	0	0	0	0	0	0	0	0	0	0	0
771	Texas School for the Blind*										0	0
772	Texas School for the Deaf**	7	0	39	0	6	1	0	0	17	70	
781	Texas Higher Education Coordinating Board	0	0	0	0	1	0	0	0	2	4	12
783	University of Houston System	12	0	8	0	10	4	0	0	34	68	618
784	University of Houston - Downtown**	4	3	4	2	7	1	1	0	17	39	
785	University of Texas Health Center - Tyler	11	1	3	0	2	1	0	0	23	41	90
787	Lamar University - Orange**	0	10	1	3	117	0	0	0	11	142	
788	Lamar State College - Port Arthur	2	0	0	0	2	0	0	0	3	7	7
789	Lamar Institute of Technology	0	1	0	1	0	0	0	1	3	6	25
802	Texas Parks and Wildlife Department	81	11	9	2	33	49	41	0	120	346	5,641
808	Texas Historical Commission	0	0	1	0	30	0	0	0	57	88	448
809	State Preservation Board	0	0	0	0	3	0	0	0	2	5	29
813	Texas Commission on the Arts	0	0	0	2	0	0	0	0	3	5	17
819	Texas Emancipation Juneteenth-Commission*										0	0

Legend: AS=Asian Pacific; BL= Black; HI=Hispanic; AI=Native American; WO=Woman; M=Male; F=Female

**FISCAL YEAR '02 SEMI- ANNUAL HUB REPORT
TOTAL NUMBER OF CONTRACTS AWARDED TO HUBS**

AGENCY	AGENCY NAME	AS		BL		HI		NA		WO	TOTAL	GRAND
		M	F	M	F	M	F	M	F	F		
902	Comptroller/Fiscal	2	0	0	0	0	0	0	0	4	6	26
904	Texas Food and Fiber Commission**	2	0	0	0	0	0	0	0	0	2	
907	State Energy Conservation Office	0	0	1	0	0	0	0	0	1	2	19
190 Agencies Out of 220 Reported	TOTAL	5,357	2,313	7,759	1,901	10,970	3,678	335	93	39,321	78,594	372,572

Reporting criteria for all state agencies and institution of higher education:

Pursuant to Senate Bill 178, codified in the Texas Government Code 2161.122, §(c) State agencies and institutions of higher education shall report to the Texas Building and Procurement Commission both treasury and non treasury funds relating to:

- (1) Total number of purchases and payments made to HUBs,
- (2) Number of businesses participating in state bonds,
- (3) Number of contracts awarded to businesses regarding agencies' acquisition, construction, or equipping of a facility or implementation of a program, &
- (4) Number of bids, proposals, etc. made by HUBs regarding agencies' acquisition, construction, or equipping of a facility or implementation of a program.
- (5) Where * appears, no information submitted.
- (6) Where ** appears, no information submitted.

See HUB Reporting Procedures for instructions and the required reporting format.

Revised: 04/15/02

Legend: AS=Asian Pacific; BL= Black; HI=Hispanic; AI=Native American; WO=Woman; M=Male; F=Female

SECTION IX – GRADUATION OF HISTORICALLY UNDERUTILIZED BUSINESSES

- (A) GRADUATION STANDARDS OF HISTORICALLY UNDERUTILIZED BUSINESSES**
- (B) GRADUATED HUB VENDORS FROM 10/04/95 TO 04/02/02**
- (C) REVENUE REPORT FOR GRADUATED VENDORS BY AGENCY NUMBER**

TEXAS BUILDING AND PROCUREMENT COMMISSION
 REVENUE REPORT FOR GRADUATED VENDORS
 FOR FIRST 6 MONTHS OF FISCAL YEAR 2002
 SUMMARY LISTING BY CATEGORY, ETHNICITY AND GENDER

HUB REVENUE REPORT SUMMARY

AMOUNT IN HEAVY CONSTRUCTION(01):	\$22,800.57
AMOUNT IN BUILDING CONSTRUCTION(02):	\$643,529.64
AMOUNT IN SPECIAL TRADE CONSTRUCTION(03):	\$783,062.58
AMOUNT IN FINANTIAL AND ACCOUNTING SERV.(04):	\$133.44
AMOUNT IN ARCHITEC.ENG./SURVEYING SERV.(05):	\$9,602,697.66
AMOUNT IN OTHER SERVICES INCLUD. LEGAL SERV.(06):	\$10,041,941.55
AMOUNT IN COMMODITIES WHOLESALE(07):	\$574,000.62
AMOUNT IN COMMODITIES MANUFACTURERS(08):	\$42,557.25
AMOUNT IN MEDICAL SERVICES(09):	<u>\$0.00</u>
TOTAL AMOUNT FOR CATEGORIES (01-09):	\$21,710,723.31

	<u>AMOUNT</u>	<u>COUNT</u>
ASIAN MALES:	\$759,678.50	2
ASIAN FEMALES:	<u>\$49,489.93</u>	<u>1</u>
TOTAL FOR GRADUATED ASIAN HUBS:	\$809,168.43	3
BLACK MALES:	\$3,599,487.22	4
BLACK FEMALES:	<u>\$0.00</u>	<u>0</u>
TOTAL FOR GRADUATED BLACK HUBS:	\$3,599,487.22	4
HISPANIC MALES:	\$5,989,281.68	9
HISPANIC FEMALES:	<u>\$0.00</u>	<u>0</u>
TOTAL FOR GRADUATED HISPANIC HUBS:	\$5,989,281.68	9
NATIVE AMERICAN MALES:	\$1,020,879.79	2
NATIVE AMERICAN FEMALES:	<u>\$0.00</u>	<u>0</u>
TOTAL FOR GRADUATED NATIVE AMERICAN HUBS:	\$1,020,879.79	2
TOTAL FOR GRADUATED WOMEN-OWNED HUBS:	\$10,291,906.19	20

TEXAS BUILDING AND PROCUREMENT COMMISSION
 REVENUE REPORT FOR GRADUATED VENDORS
 FOR FIRST 6 MONTHS OF FISCAL YEAR 2002

AGENCY	VENDOR NAME	ETHNICITY/ GENDER	VID NUMBER	CATEGORY CODE	GRADUATION REASON	AMOUNT	GRADUATION DATE
506	CST ENVIRONMENTAL IN	AS/M	13303152428	03	EXCEEDED SALES THRESHOLD	\$452,035.00	01-SEP-1996
730	CST ENVIRONMENTAL IN	AS/M	13303152428	03	EXCEEDED SALES THRESHOLD	\$198,305.00	01-SEP-1996
759	CST ENVIRONMENTAL IN	AS/M	13303152428	03	EXCEEDED SALES THRESHOLD	\$75,550.00	01-SEP-1996
788	CST ENVIRONMENTAL IN	AS/M	13303152428	03	EXCEEDED SALES THRESHOLD	\$6,100.00	01-SEP-1996
VENDOR TOTAL:						\$731,990.00	
302	DECISION CONSULTANTS	WO/F	13821096180	06	EXCEEDED SALES THRESHOLD	\$247,388.20	17-AUG-1996
302	DECISION CONSULTANTS	WO/F	13821096180	06	EXCEEDED SALES THRESHOLD	\$122,493.75	17-AUG-1996
313	DECISION CONSULTANTS	WO/F	13821096180	06	EXCEEDED SALES THRESHOLD	\$18,625.00	17-AUG-1996
324	DECISION CONSULTANTS	WO/F	13821096180	06	EXCEEDED SALES THRESHOLD	\$281,977.98	17-AUG-1996
655	DECISION CONSULTANTS	WO/F	13821096180	06	EXCEEDED SALES THRESHOLD	\$36,523.50	17-AUG-1996
701	DECISION CONSULTANTS	WO/F	13821096180	06	EXCEEDED SALES THRESHOLD	\$22,920.00	17-AUG-1996
701	DECISION CONSULTANTS	WO/F	13821096180	06	EXCEEDED SALES THRESHOLD	\$47,034.00	17-AUG-1996
VENDOR TOTAL:						\$776,962.43	
506	COVANSYS CORPORATION	AS/M	13826069455	06	EXCEEDED SALES THRESHOLD	\$27,688.50	16-JUN-1996
VENDOR TOTAL:						\$27,688.50	
506	SMEAD MANUFACTURING	WO/F	14105434204	08	EXCEEDED EMPLOYEE THRESHOLD	\$42,557.25	21-AUG-1997
VENDOR TOTAL:						\$42,557.25	
717	KENNEDY ASSOCIATES/A	BL/M	14313615560	05	EXCEEDED SALES THRESHOLD	\$165,638.70	14-FEB-1998
717	KENNEDY ASSOCIATES/A	BL/M	14313615560	05	EXCEEDED SALES THRESHOLD	\$2,894,667.00	14-FEB-1998
VENDOR TOTAL:						\$3,060,305.70	
405	GETRONICS	WO/F	15919496115	06	EXCEEDED SALES THRESHOLD	\$432,032.11	30-MAR-1996
VENDOR TOTAL:						\$432,032.11	
601	JOE BROWN COMPANY IN	AI/M	17307380406	01	EXCEEDED SALES THRESHOLD	\$22,800.57	18-JAN-1996
VENDOR TOTAL:						\$22,800.57	

AGENCY	VENDOR NAME	ETHNICITY/ GENDER	VID NUMBER	CATEGORY CODE	GRADUATION REASON	AMOUNT	GRADUATION DATE
655	GLAZIER FOODS COMPAN	WO/F	17410449387	07	EXCEEDED EMPLOYEE THRESHOLD	\$164.20	25-AUG-1997
655	GLAZIER FOODS COMPAN	WO/F	17410449387	07	EXCEEDED EMPLOYEE THRESHOLD	\$744.25	25-AUG-1997
711	GLAZIER FOODS COMPAN	WO/F	17410449387	07	EXCEEDED EMPLOYEE THRESHOLD	\$12,766.67	25-AUG-1997
711	GLAZIER FOODS COMPAN	WO/F	17410449387	07	EXCEEDED EMPLOYEE THRESHOLD	\$25,012.30	25-AUG-1997
718	GLAZIER FOODS COMPAN	WO/F	17410449387	07	EXCEEDED EMPLOYEE THRESHOLD	\$0.00	25-AUG-1997
718	GLAZIER FOODS COMPAN	WO/F	17410449387	07	EXCEEDED EMPLOYEE THRESHOLD	\$24,091.23	25-AUG-1997
718	GLAZIER FOODS COMPAN	WO/F	17410449387	07	EXCEEDED EMPLOYEE THRESHOLD	\$15.57	25-AUG-1997
718	GLAZIER FOODS COMPAN	WO/F	17410449387	07	EXCEEDED EMPLOYEE THRESHOLD	\$311.56	25-AUG-1997
718	GLAZIER FOODS COMPAN	WO/F	17410449387	07	EXCEEDED EMPLOYEE THRESHOLD	\$2,751.65	25-AUG-1997
718	GLAZIER FOODS COMPAN	WO/F	17410449387	07	EXCEEDED EMPLOYEE THRESHOLD	\$5.88	25-AUG-1997
718	GLAZIER FOODS COMPAN	WO/F	17410449387	07	EXCEEDED EMPLOYEE THRESHOLD	\$641.85	25-AUG-1997
718	GLAZIER FOODS COMPAN	WO/F	17410449387	07	EXCEEDED EMPLOYEE THRESHOLD	\$320,002.38	25-AUG-1997
718	GLAZIER FOODS COMPAN	WO/F	17410449387	07	EXCEEDED EMPLOYEE THRESHOLD	\$738.64	25-AUG-1997
734	GLAZIER FOODS COMPAN	WO/F	17410449387	07	EXCEEDED EMPLOYEE THRESHOLD	\$353.58	25-AUG-1997
734	GLAZIER FOODS COMPAN	WO/F	17410449387	07	EXCEEDED EMPLOYEE THRESHOLD	\$340.97	25-AUG-1997
734	GLAZIER FOODS COMPAN	WO/F	17410449387	07	EXCEEDED EMPLOYEE THRESHOLD	\$399.25	25-AUG-1997
734	GLAZIER FOODS COMPAN	WO/F	17410449387	07	EXCEEDED EMPLOYEE THRESHOLD	\$590.48	25-AUG-1997
734	GLAZIER FOODS COMPAN	WO/F	17410449387	07	EXCEEDED EMPLOYEE THRESHOLD	\$441.53	25-AUG-1997
734	GLAZIER FOODS COMPAN	WO/F	17410449387	07	EXCEEDED EMPLOYEE THRESHOLD	\$278.26	25-AUG-1997
734	GLAZIER FOODS COMPAN	WO/F	17410449387	07	EXCEEDED EMPLOYEE THRESHOLD	\$483.49	25-AUG-1997
734	GLAZIER FOODS COMPAN	WO/F	17410449387	07	EXCEEDED EMPLOYEE THRESHOLD	\$467.60	25-AUG-1997
734	GLAZIER FOODS COMPAN	WO/F	17410449387	07	EXCEEDED EMPLOYEE THRESHOLD	\$521.18	25-AUG-1997
734	GLAZIER FOODS COMPAN	WO/F	17410449387	07	EXCEEDED EMPLOYEE THRESHOLD	\$332.01	25-AUG-1997
734	GLAZIER FOODS COMPAN	WO/F	17410449387	07	EXCEEDED EMPLOYEE THRESHOLD	\$127.89	25-AUG-1997
734	GLAZIER FOODS COMPAN	WO/F	17410449387	07	EXCEEDED EMPLOYEE THRESHOLD	\$428.96	25-AUG-1997
734	GLAZIER FOODS COMPAN	WO/F	17410449387	07	EXCEEDED EMPLOYEE THRESHOLD	\$742.72	25-AUG-1997
VENDOR TOTAL:						\$392,754.10	
601	TREES INC	WO/F	17411855848	06	EXCEEDED SALES THRESHOLD	\$15,000.00	01-SEP-1996
VENDOR TOTAL:						\$15,000.00	
655	SAN ANTONIO MUSIC/AL	HI/M	17412849949	06	EXCEEDED SALES THRESHOLD	\$635.79	12-AUG-1996
696	SAN ANTONIO MUSIC/AL	HI/M	17412849949	06	EXCEEDED SALES THRESHOLD	\$1,163.94	12-AUG-1996
696	SAN ANTONIO MUSIC/AL	HI/M	17412849949	06	EXCEEDED SALES THRESHOLD	\$26.89	12-AUG-1996
696	SAN ANTONIO MUSIC/AL	HI/M	17412849949	06	EXCEEDED SALES THRESHOLD	\$127.53	12-AUG-1996
696	SAN ANTONIO MUSIC/AL	HI/M	17412849949	06	EXCEEDED SALES THRESHOLD	\$33.92	12-AUG-1996
732	SAN ANTONIO MUSIC/AL	HI/M	17412849949	06	EXCEEDED SALES THRESHOLD	\$523.56	12-AUG-1996
743	SAN ANTONIO MUSIC/AL	HI/M	17412849949	06	EXCEEDED SALES THRESHOLD	\$3,615.00	12-AUG-1996
743	SAN ANTONIO MUSIC/AL	HI/M	17412849949	06	EXCEEDED SALES THRESHOLD	\$1,490.00	12-AUG-1996

TEXAS BUILDING AND PROCUREMENT COMMISSION
 REVENUE REPORT FOR GRADUATED VENDORS
 FOR FIRST 6 MONTHS OF FISCAL YEAR 2002

AGENCY	VENDOR NAME	ETHNICITY/ GENDER	VID NUMBER	CATEGORY CODE	GRADUATION REASON	AMOUNT	GRADUATION DATE
743	SAN ANTONIO MUSIC/AL	HI/M	17412849949	06	EXCEEDED SALES THRESHOLD	\$1,935.00	12-AUG-1996
743	SAN ANTONIO MUSIC/AL	HI/M	17412849949	06	EXCEEDED SALES THRESHOLD	\$53,906.00	12-AUG-1996
743	SAN ANTONIO MUSIC/AL	HI/M	17412849949	06	EXCEEDED SALES THRESHOLD	\$350.00	12-AUG-1996
745	SAN ANTONIO MUSIC/AL	HI/M	17412849949	06	EXCEEDED SALES THRESHOLD	\$175.00	12-AUG-1996
753	SAN ANTONIO MUSIC/AL	HI/M	17412849949	06	EXCEEDED SALES THRESHOLD	\$374.15	12-AUG-1996
754	SAN ANTONIO MUSIC/AL	HI/M	17412849949	06	EXCEEDED SALES THRESHOLD	\$390.00	12-AUG-1996
754	SAN ANTONIO MUSIC/AL	HI/M	17412849949	06	EXCEEDED SALES THRESHOLD	\$10,992.11	12-AUG-1996
760	SAN ANTONIO MUSIC/AL	HI/M	17412849949	06	EXCEEDED SALES THRESHOLD	\$1,374.64	12-AUG-1996
760	SAN ANTONIO MUSIC/AL	HI/M	17412849949	06	EXCEEDED SALES THRESHOLD	\$205.90DB	12-AUG-1996
761	SAN ANTONIO MUSIC/AL	HI/M	17412849949	06	EXCEEDED SALES THRESHOLD	\$1,329.08	12-AUG-1996
VENDOR TOTAL:						\$78,236.71	
724	SUN TRAVEL INC	WO/F	17415333586	06	EXCEEDED SALES THRESHOLD	\$2,800.00	14-JUN-1996
724	SUN TRAVEL INC	WO/F	17415333586	06	EXCEEDED SALES THRESHOLD	\$2,800.00	14-JUN-1996
VENDOR TOTAL:						\$5,600.00	
201	EVINS PERSONNEL CONS	WO/F	17415884851	06	EXCEEDED SALES THRESHOLD	\$1,127.80	06-FEB-1996
303	EVINS PERSONNEL CONS	WO/F	17415884851	06	EXCEEDED SALES THRESHOLD	\$33,053.85	06-FEB-1996
312	EVINS PERSONNEL CONS	WO/F	17415884851	06	EXCEEDED SALES THRESHOLD	\$9,891.00	06-FEB-1996
323	EVINS PERSONNEL CONS	WO/F	17415884851	06	EXCEEDED SALES THRESHOLD	\$3,453.44	06-FEB-1996
324	EVINS PERSONNEL CONS	WO/F	17415884851	06	EXCEEDED SALES THRESHOLD	\$200,935.61	06-FEB-1996
340	EVINS PERSONNEL CONS	WO/F	17415884851	06	EXCEEDED SALES THRESHOLD	\$17,676.94	06-FEB-1996
367	EVINS PERSONNEL CONS	WO/F	17415884851	06	EXCEEDED SALES THRESHOLD	\$819.36	06-FEB-1996
401	EVINS PERSONNEL CONS	WO/F	17415884851	06	EXCEEDED SALES THRESHOLD	\$3,350.97	06-FEB-1996
458	EVINS PERSONNEL CONS	WO/F	17415884851	06	EXCEEDED SALES THRESHOLD	\$4,208.08	06-FEB-1996
458	EVINS PERSONNEL CONS	WO/F	17415884851	06	EXCEEDED SALES THRESHOLD	\$12,372.29	06-FEB-1996
501	EVINS PERSONNEL CONS	WO/F	17415884851	06	EXCEEDED SALES THRESHOLD	\$3,120.38	06-FEB-1996
501	EVINS PERSONNEL CONS	WO/F	17415884851	06	EXCEEDED SALES THRESHOLD	\$200,875.66	06-FEB-1996
501	EVINS PERSONNEL CONS	WO/F	17415884851	06	EXCEEDED SALES THRESHOLD	\$10,063.67	06-FEB-1996
504	EVINS PERSONNEL CONS	WO/F	17415884851	06	EXCEEDED SALES THRESHOLD	\$1,090.32	06-FEB-1996
505	EVINS PERSONNEL CONS	WO/F	17415884851	06	EXCEEDED SALES THRESHOLD	\$10,674.96	06-FEB-1996
529	EVINS PERSONNEL CONS	WO/F	17415884851	06	EXCEEDED SALES THRESHOLD	\$20,845.42	06-FEB-1996
530	EVINS PERSONNEL CONS	WO/F	17415884851	06	EXCEEDED SALES THRESHOLD	\$36,109.50	06-FEB-1996
530	EVINS PERSONNEL CONS	WO/F	17415884851	06	EXCEEDED SALES THRESHOLD	\$106,701.09	06-FEB-1996
532	EVINS PERSONNEL CONS	WO/F	17415884851	06	EXCEEDED SALES THRESHOLD	\$1,090.32	06-FEB-1996
655	EVINS PERSONNEL CONS	WO/F	17415884851	06	EXCEEDED SALES THRESHOLD	\$241,716.00	06-FEB-1996
655	EVINS PERSONNEL CONS	WO/F	17415884851	06	EXCEEDED SALES THRESHOLD	\$38,718.94	06-FEB-1996
721	EVINS PERSONNEL CONS	WO/F	17415884851	06	EXCEEDED SALES THRESHOLD	\$102,924.83	06-FEB-1996
754	EVINS PERSONNEL CONS	WO/F	17415884851	06	EXCEEDED SALES THRESHOLD	\$7,183.44	06-FEB-1996

TEXAS BUILDING AND PROCUREMENT COMMISSION
 REVENUE REPORT FOR GRADUATED VENDORS
 FOR FIRST 6 MONTHS OF FISCAL YEAR 2002

AGENCY	VENDOR NAME	ETHNICITY/ GENDER	VID NUMBER	CATEGORY CODE	GRADUATION REASON	AMOUNT	GRADUATION DATE
772	EVINS PERSONNEL CONS	WO/F	17415884851	06	EXCEEDED SALES THRESHOLD	\$618.42	06-FEB-1996
809	EVINS PERSONNEL CONS	WO/F	17415884851	06	EXCEEDED SALES THRESHOLD	\$8,681.57	06-FEB-1996
809	EVINS PERSONNEL CONS	WO/F	17415884851	06	EXCEEDED SALES THRESHOLD	\$2,858.63DB	06-FEB-1996
813	EVINS PERSONNEL CONS	WO/F	17415884851	06	EXCEEDED SALES THRESHOLD	\$2,118.60	06-FEB-1996
VENDOR TOTAL:						\$1,076,563.83	
601	RABA-KISTNER CONSULT	WO/F	17416115347	05	EXCEEDED SALES THRESHOLD	\$236,000.92	03-JAN-1998
720	RABA-KISTNER CONSULT	WO/F	17416115347	05	EXCEEDED SALES THRESHOLD	\$13,944.23	03-JAN-1998
720	RABA-KISTNER CONSULT	WO/F	17416115347	05	EXCEEDED SALES THRESHOLD	\$82,704.23	03-JAN-1998
743	RABA-KISTNER CONSULT	WO/F	17416115347	05	EXCEEDED SALES THRESHOLD	\$736.00	03-JAN-1998
743	RABA-KISTNER CONSULT	WO/F	17416115347	05	EXCEEDED SALES THRESHOLD	\$651.75	03-JAN-1998
802	RABA-KISTNER CONSULT	WO/F	17416115347	05	EXCEEDED SALES THRESHOLD	\$1,000.00	03-JAN-1998
VENDOR TOTAL:						\$335,037.13	
720	KELL MUNOZ WIGODSKY	HI/M	17416545733	05	EXCEEDED SALES THRESHOLD	\$40,350.98	25-OCT-1997
720	KELL MUNOZ WIGODSKY	HI/M	17416545733	05	EXCEEDED SALES THRESHOLD	\$2,794,652.69	25-OCT-1997
754	KELL MUNOZ WIGODSKY	HI/M	17416545733	05	EXCEEDED SALES THRESHOLD	\$859.57	25-OCT-1997
VENDOR TOTAL:						\$2,835,863.24	
324	MALEK INC	WO/F	17416562894	03	EXCEEDED SALES THRESHOLD	\$498.00	01-AUG-1996
324	MALEK INC	WO/F	17416562894	03	EXCEEDED SALES THRESHOLD	\$269.50	01-AUG-1996
406	MALEK INC	WO/F	17416562894	03	EXCEEDED SALES THRESHOLD	\$471.21	01-AUG-1996
406	MALEK INC	WO/F	17416562894	03	EXCEEDED SALES THRESHOLD	\$698.72	01-AUG-1996
556	MALEK INC	WO/F	17416562894	03	EXCEEDED SALES THRESHOLD	\$500.00	01-AUG-1996
556	MALEK INC	WO/F	17416562894	03	EXCEEDED SALES THRESHOLD	\$268.00	01-AUG-1996
556	MALEK INC	WO/F	17416562894	03	EXCEEDED SALES THRESHOLD	\$451.40	01-AUG-1996
721	MALEK INC	WO/F	17416562894	03	EXCEEDED SALES THRESHOLD	\$9,256.50	01-AUG-1996
760	MALEK INC	WO/F	17416562894	03	EXCEEDED SALES THRESHOLD	\$541.31	01-AUG-1996
760	MALEK INC	WO/F	17416562894	03	EXCEEDED SALES THRESHOLD	\$750.00	01-AUG-1996
VENDOR TOTAL:						\$13,704.64	
405	ARGUINDEGUI OIL COMP	HI/M	17416680803	07	EXCEEDED EMPLOYEE THRESHOLD	\$2,332.00	01-JUL-1996
VENDOR TOTAL:						\$2,332.00	

TEXAS BUILDING AND PROCUREMENT COMMISSION
 REVENUE REPORT FOR GRADUATED VENDORS
 FOR FIRST 6 MONTHS OF FISCAL YEAR 2002

AGENCY	VENDOR NAME	ETHNICITY/ GENDER	VID NUMBER	CATEGORY CODE	GRADUATION REASON	AMOUNT	GRADUATION DATE
104	GINNYS PRINTING AND	WO/F	17417655382	06	EXCEEDED SALES THRESHOLD	\$14,089.08	10-JUL-1996
305	GINNYS PRINTING AND	WO/F	17417655382	06	EXCEEDED SALES THRESHOLD	\$432.10	10-JUL-1996
305	GINNYS PRINTING AND	WO/F	17417655382	06	EXCEEDED SALES THRESHOLD	\$1,915.00	10-JUL-1996
305	GINNYS PRINTING AND	WO/F	17417655382	06	EXCEEDED SALES THRESHOLD	\$749.02	10-JUL-1996
313	GINNYS PRINTING AND	WO/F	17417655382	06	EXCEEDED SALES THRESHOLD	\$905.09	10-JUL-1996
318	GINNYS PRINTING AND	WO/F	17417655382	06	EXCEEDED SALES THRESHOLD	\$510.14	10-JUL-1996
330	GINNYS PRINTING AND	WO/F	17417655382	06	EXCEEDED SALES THRESHOLD	\$30,877.91	10-JUL-1996
340	GINNYS PRINTING AND	WO/F	17417655382	06	EXCEEDED SALES THRESHOLD	\$266.00	10-JUL-1996
360	GINNYS PRINTING AND	WO/F	17417655382	06	EXCEEDED SALES THRESHOLD	\$851.45	10-JUL-1996
403	GINNYS PRINTING AND	WO/F	17417655382	06	EXCEEDED SALES THRESHOLD	\$209.00	10-JUL-1996
405	GINNYS PRINTING AND	WO/F	17417655382	06	EXCEEDED SALES THRESHOLD	\$3,404.96	10-JUL-1996
405	GINNYS PRINTING AND	WO/F	17417655382	06	EXCEEDED SALES THRESHOLD	\$1,709.69	10-JUL-1996
410	GINNYS PRINTING AND	WO/F	17417655382	06	EXCEEDED SALES THRESHOLD	\$6,235.79	10-JUL-1996
451	GINNYS PRINTING AND	WO/F	17417655382	06	EXCEEDED SALES THRESHOLD	\$4,491.30	10-JUL-1996
459	GINNYS PRINTING AND	WO/F	17417655382	06	EXCEEDED SALES THRESHOLD	\$1,253.52	10-JUL-1996
476	GINNYS PRINTING AND	WO/F	17417655382	06	EXCEEDED SALES THRESHOLD	\$16.24	10-JUL-1996
501	GINNYS PRINTING AND	WO/F	17417655382	06	EXCEEDED SALES THRESHOLD	\$2,851.33	10-JUL-1996
501	GINNYS PRINTING AND	WO/F	17417655382	06	EXCEEDED SALES THRESHOLD	\$5,368.69	10-JUL-1996
503	GINNYS PRINTING AND	WO/F	17417655382	06	EXCEEDED SALES THRESHOLD	\$18,358.04	10-JUL-1996
503	GINNYS PRINTING AND	WO/F	17417655382	06	EXCEEDED SALES THRESHOLD	\$0.00	10-JUL-1996
504	GINNYS PRINTING AND	WO/F	17417655382	06	EXCEEDED SALES THRESHOLD	\$1,142.12	10-JUL-1996
504	GINNYS PRINTING AND	WO/F	17417655382	06	EXCEEDED SALES THRESHOLD	\$4,626.82	10-JUL-1996
507	GINNYS PRINTING AND	WO/F	17417655382	06	EXCEEDED SALES THRESHOLD	\$19,738.53	10-JUL-1996
508	GINNYS PRINTING AND	WO/F	17417655382	06	EXCEEDED SALES THRESHOLD	\$157.00	10-JUL-1996
514	GINNYS PRINTING AND	WO/F	17417655382	06	EXCEEDED SALES THRESHOLD	\$266.81	10-JUL-1996
515	GINNYS PRINTING AND	WO/F	17417655382	06	EXCEEDED SALES THRESHOLD	\$4,098.49	10-JUL-1996
529	GINNYS PRINTING AND	WO/F	17417655382	06	EXCEEDED SALES THRESHOLD	\$1,693.30	10-JUL-1996
533	GINNYS PRINTING AND	WO/F	17417655382	06	EXCEEDED SALES THRESHOLD	\$5,460.61	10-JUL-1996
551	GINNYS PRINTING AND	WO/F	17417655382	06	EXCEEDED SALES THRESHOLD	\$1,794.43	10-JUL-1996
551	GINNYS PRINTING AND	WO/F	17417655382	06	EXCEEDED SALES THRESHOLD	\$4,917.23	10-JUL-1996
578	GINNYS PRINTING AND	WO/F	17417655382	06	EXCEEDED SALES THRESHOLD	\$1,144.18	10-JUL-1996
582	GINNYS PRINTING AND	WO/F	17417655382	06	EXCEEDED SALES THRESHOLD	\$2,264.28	10-JUL-1996
601	GINNYS PRINTING AND	WO/F	17417655382	06	EXCEEDED SALES THRESHOLD	\$15,194.43	10-JUL-1996
601	GINNYS PRINTING AND	WO/F	17417655382	06	EXCEEDED SALES THRESHOLD	\$56.00	10-JUL-1996
655	GINNYS PRINTING AND	WO/F	17417655382	06	EXCEEDED SALES THRESHOLD	\$0.52DB	10-JUL-1996
665	GINNYS PRINTING AND	WO/F	17417655382	06	EXCEEDED SALES THRESHOLD	\$135.63	10-JUL-1996
720	GINNYS PRINTING AND	WO/F	17417655382	06	EXCEEDED SALES THRESHOLD	\$3,715.00	10-JUL-1996
721	GINNYS PRINTING AND	WO/F	17417655382	06	EXCEEDED SALES THRESHOLD	\$20,843.56	10-JUL-1996
721	GINNYS PRINTING AND	WO/F	17417655382	06	EXCEEDED SALES THRESHOLD	\$72,555.89	10-JUL-1996
754	GINNYS PRINTING AND	WO/F	17417655382	06	EXCEEDED SALES THRESHOLD	\$59,027.89	10-JUL-1996
754	GINNYS PRINTING AND	WO/F	17417655382	06	EXCEEDED SALES THRESHOLD	\$3,373.39	10-JUL-1996
772	GINNYS PRINTING AND	WO/F	17417655382	06	EXCEEDED SALES THRESHOLD	\$413.08	10-JUL-1996
802	GINNYS PRINTING AND	WO/F	17417655382	06	EXCEEDED SALES THRESHOLD	\$18,975.97	10-JUL-1996

TEXAS BUILDING AND PROCUREMENT COMMISSION
 REVENUE REPORT FOR GRADUATED VENDORS
 FOR FIRST 6 MONTHS OF FISCAL YEAR 2002

AGENCY	VENDOR NAME	ETHNICITY/ GENDER	VID NUMBER	CATEGORY CODE	GRADUATION REASON	AMOUNT	GRADUATION DATE
802	GINNYS PRINTING AND	WO/F	17417655382	06	EXCEEDED SALES THRESHOLD	\$698.56	10-JUL-1996
802	GINNYS PRINTING AND	WO/F	17417655382	06	EXCEEDED SALES THRESHOLD	\$3,112.69	10-JUL-1996
802	GINNYS PRINTING AND	WO/F	17417655382	06	EXCEEDED SALES THRESHOLD	\$72.00	10-JUL-1996
802	GINNYS PRINTING AND	WO/F	17417655382	06	EXCEEDED SALES THRESHOLD	\$3,583.50	10-JUL-1996
808	GINNYS PRINTING AND	WO/F	17417655382	06	EXCEEDED SALES THRESHOLD	\$4,007.36	10-JUL-1996
808	GINNYS PRINTING AND	WO/F	17417655382	06	EXCEEDED SALES THRESHOLD	\$265.00	10-JUL-1996

VENDOR TOTAL: \$347,827.58

506	BUILDERS GYPSUM SUPP	HI/M	17420377438	02	EXCEEDED SALES THRESHOLD	\$54,550.00	13-FEB-1999
506	BUILDERS GYPSUM SUPP	HI/M	17420377438	02	EXCEEDED SALES THRESHOLD	\$54,550.00	13-FEB-1999
506	BUILDERS GYPSUM SUPP	HI/M	17420377438	02	EXCEEDED SALES THRESHOLD	\$54,550.00	13-FEB-1999
506	BUILDERS GYPSUM SUPP	HI/M	17420377438	02	EXCEEDED SALES THRESHOLD	\$54,550.00	13-FEB-1999
720	BUILDERS GYPSUM SUPP	HI/M	17420377438	02	EXCEEDED SALES THRESHOLD	\$106,332.41	13-FEB-1999
720	BUILDERS GYPSUM SUPP	HI/M	17420377438	02	EXCEEDED SALES THRESHOLD	\$106,332.41	13-FEB-1999
720	BUILDERS GYPSUM SUPP	HI/M	17420377438	02	EXCEEDED SALES THRESHOLD	\$106,332.41	13-FEB-1999
720	BUILDERS GYPSUM SUPP	HI/M	17420377438	02	EXCEEDED SALES THRESHOLD	\$106,332.41	13-FEB-1999

VENDOR TOTAL: \$643,529.64

302	TERRA-MAR INC	AI/M	17421481494	05	EXCEEDED SALES THRESHOLD	\$3,402.05	22-JUL-1997
303	TERRA-MAR INC	AI/M	17421481494	05	EXCEEDED SALES THRESHOLD	\$1,011.00	22-JUL-1997
405	TERRA-MAR INC	AI/M	17421481494	05	EXCEEDED SALES THRESHOLD	\$5,880.00	22-JUL-1997
582	TERRA-MAR INC	AI/M	17421481494	05	EXCEEDED SALES THRESHOLD	\$466,532.31	22-JUL-1997
601	TERRA-MAR INC	AI/M	17421481494	05	EXCEEDED SALES THRESHOLD	\$600.00	22-JUL-1997
601	TERRA-MAR INC	AI/M	17421481494	05	EXCEEDED SALES THRESHOLD	\$122,843.00	22-JUL-1997
601	TERRA-MAR INC	AI/M	17421481494	05	EXCEEDED SALES THRESHOLD	\$1,566.79	22-JUL-1997
601	TERRA-MAR INC	AI/M	17421481494	05	EXCEEDED SALES THRESHOLD	\$112,474.73	22-JUL-1997
601	TERRA-MAR INC	AI/M	17421481494	05	EXCEEDED SALES THRESHOLD	\$1,409.60	22-JUL-1997
601	TERRA-MAR INC	AI/M	17421481494	05	EXCEEDED SALES THRESHOLD	\$751.87	22-JUL-1997
714	TERRA-MAR INC	AI/M	17421481494	05	EXCEEDED SALES THRESHOLD	\$9,172.00	22-JUL-1997
720	TERRA-MAR INC	AI/M	17421481494	05	EXCEEDED SALES THRESHOLD	\$8,235.00	22-JUL-1997
721	TERRA-MAR INC	AI/M	17421481494	05	EXCEEDED SALES THRESHOLD	\$1,770.00	22-JUL-1997
730	TERRA-MAR INC	AI/M	17421481494	05	EXCEEDED SALES THRESHOLD	\$200,145.87	22-JUL-1997
730	TERRA-MAR INC	AI/M	17421481494	05	EXCEEDED SALES THRESHOLD	\$54,139.50	22-JUL-1997
754	TERRA-MAR INC	AI/M	17421481494	05	EXCEEDED SALES THRESHOLD	\$4,425.00	22-JUL-1997
802	TERRA-MAR INC	AI/M	17421481494	05	EXCEEDED SALES THRESHOLD	\$3,720.50	22-JUL-1997

VENDOR TOTAL: \$998,079.22

TEXAS BUILDING AND PROCUREMENT COMMISSION
REVENUE REPORT FOR GRADUATED VENDORS
FOR FIRST 6 MONTHS OF FISCAL YEAR 2002

AGENCY	VENDOR NAME	ETHNICITY/ GENDER	VID NUMBER	CATEGORY CODE	GRADUATION REASON	AMOUNT	GRADUATION DATE
304	SCHMIDT ELECTRIC	WO/F	17423018054	03	EXCEEDED SALES THRESHOLD	\$16,901.10	30-JAN-1999
304	SCHMIDT ELECTRIC	WO/F	17423018054	03	EXCEEDED SALES THRESHOLD	\$91.16	30-JAN-1999
315	SCHMIDT ELECTRIC	WO/F	17423018054	03	EXCEEDED SALES THRESHOLD	\$207.63	30-JAN-1999
318	SCHMIDT ELECTRIC	WO/F	17423018054	03	EXCEEDED SALES THRESHOLD	\$4,015.00	30-JAN-1999
318	SCHMIDT ELECTRIC	WO/F	17423018054	03	EXCEEDED SALES THRESHOLD	\$3,430.00	30-JAN-1999
330	SCHMIDT ELECTRIC	WO/F	17423018054	03	EXCEEDED SALES THRESHOLD	\$12,451.95	30-JAN-1999
330	SCHMIDT ELECTRIC	WO/F	17423018054	03	EXCEEDED SALES THRESHOLD	\$271.10	30-JAN-1999
VENDOR TOTAL:						\$37,367.94	
601	FRENCH ELLISON TRUCK	WO/F	17423108319	07	EXCEEDED EMPLOYEE THRESHOLD	\$560.00	13-MAY-1996
601	FRENCH ELLISON TRUCK	WO/F	17423108319	07	EXCEEDED EMPLOYEE THRESHOLD	\$560.00	13-MAY-1996
VENDOR TOTAL:						\$1,120.00	
655	VARA CHEVROLET INC,	HI/M	17425547662	07	EXCEEDED EMPLOYEE THRESHOLD	\$313.44	01-JUL-1996
694	VARA CHEVROLET INC,	HI/M	17425547662	07	EXCEEDED EMPLOYEE THRESHOLD	\$623.10	01-JUL-1996
VENDOR TOTAL:						\$936.54	
530	RMPERSONNEL INC	HI/M	17425711680	06	EXCEEDED SALES THRESHOLD	\$37,975.92	08-JUN-1997
655	RMPERSONNEL INC	HI/M	17425711680	06	EXCEEDED SALES THRESHOLD	\$2,067.20	08-JUN-1997
724	RMPERSONNEL INC	HI/M	17425711680	06	EXCEEDED SALES THRESHOLD	\$7,397.31	08-JUN-1997
724	RMPERSONNEL INC	HI/M	17425711680	06	EXCEEDED SALES THRESHOLD	\$7,397.31	08-JUN-1997
VENDOR TOTAL:						\$54,837.74	
302	ALLIED CONSULTANTS,	WO/F	17426196667	06	EXCEEDED SALES THRESHOLD	\$647,800.59	23-SEP-2000
302	ALLIED CONSULTANTS,	WO/F	17426196667	06	EXCEEDED SALES THRESHOLD	\$1,399,218.82	23-SEP-2000
304	ALLIED CONSULTANTS,	WO/F	17426196667	06	EXCEEDED SALES THRESHOLD	\$1,303,048.95	23-SEP-2000
318	ALLIED CONSULTANTS,	WO/F	17426196667	06	EXCEEDED SALES THRESHOLD	\$75,364.00	23-SEP-2000
323	ALLIED CONSULTANTS,	WO/F	17426196667	06	EXCEEDED SALES THRESHOLD	\$146,990.00	23-SEP-2000
327	ALLIED CONSULTANTS,	WO/F	17426196667	06	EXCEEDED SALES THRESHOLD	\$142,558.50	23-SEP-2000
362	ALLIED CONSULTANTS,	WO/F	17426196667	06	EXCEEDED SALES THRESHOLD	\$55,195.63	23-SEP-2000
362	ALLIED CONSULTANTS,	WO/F	17426196667	06	EXCEEDED SALES THRESHOLD	\$23,360.00	23-SEP-2000
601	ALLIED CONSULTANTS,	WO/F	17426196667	06	EXCEEDED SALES THRESHOLD	\$550,486.50	23-SEP-2000
601	ALLIED CONSULTANTS,	WO/F	17426196667	06	EXCEEDED SALES THRESHOLD	\$12,727.00	23-SEP-2000
655	ALLIED CONSULTANTS,	WO/F	17426196667	06	EXCEEDED SALES THRESHOLD	\$93,397.50	23-SEP-2000
696	ALLIED CONSULTANTS,	WO/F	17426196667	06	EXCEEDED SALES THRESHOLD	\$717,199.50	23-SEP-2000

TEXAS BUILDING AND PROCUREMENT COMMISSION
 REVENUE REPORT FOR GRADUATED VENDORS
 FOR FIRST 6 MONTHS OF FISCAL YEAR 2002

AGENCY	VENDOR NAME	ETHNICITY/ GENDER	VID NUMBER	CATEGORY CODE	GRADUATION REASON	AMOUNT	GRADUATION DATE
701	ALLIED CONSULTANTS,	WO/F	17426196667	06	EXCEEDED SALES THRESHOLD	\$319,290.00	23-SEP-2000
701	ALLIED CONSULTANTS,	WO/F	17426196667	06	EXCEEDED SALES THRESHOLD	\$71,413.00	23-SEP-2000
744	ALLIED CONSULTANTS,	WO/F	17426196667	06	EXCEEDED SALES THRESHOLD	\$19,130.55	23-SEP-2000
744	ALLIED CONSULTANTS,	WO/F	17426196667	06	EXCEEDED SALES THRESHOLD	\$30,696.45	23-SEP-2000
744	ALLIED CONSULTANTS,	WO/F	17426196667	06	EXCEEDED SALES THRESHOLD	\$54,783.00	23-SEP-2000
744	ALLIED CONSULTANTS,	WO/F	17426196667	06	EXCEEDED SALES THRESHOLD	\$71,663.75	23-SEP-2000
744	ALLIED CONSULTANTS,	WO/F	17426196667	06	EXCEEDED SALES THRESHOLD	\$77,740.00	23-SEP-2000
744	ALLIED CONSULTANTS,	WO/F	17426196667	06	EXCEEDED SALES THRESHOLD	\$134,888.00	23-SEP-2000
VENDOR TOTAL:						\$5,946,951.74	
757	MCCORMICK ADVERTISIN	WO/F	17508783572	06	EXCEEDED SALES THRESHOLD	\$27,295.12	01-NOV-1996
757	MCCORMICK ADVERTISIN	WO/F	17508783572	06	EXCEEDED SALES THRESHOLD	\$750.00	01-NOV-1996
757	MCCORMICK ADVERTISIN	WO/F	17508783572	06	EXCEEDED SALES THRESHOLD	\$474.16	01-NOV-1996
VENDOR TOTAL:						\$28,519.28	
582	HALFF ASSOCIATES INC	HI/M	17513086995	05	EXCEEDED SALES THRESHOLD	\$19,410.00	18-JUN-1996
601	HALFF ASSOCIATES INC	HI/M	17513086995	05	EXCEEDED SALES THRESHOLD	\$140,963.79	18-JUN-1996
601	HALFF ASSOCIATES INC	HI/M	17513086995	05	EXCEEDED SALES THRESHOLD	\$1,488,558.04	18-JUN-1996
601	HALFF ASSOCIATES INC	HI/M	17513086995	05	EXCEEDED SALES THRESHOLD	\$328,423.00	18-JUN-1996
696	HALFF ASSOCIATES INC	HI/M	17513086995	05	EXCEEDED SALES THRESHOLD	\$38.32	18-JUN-1996
720	HALFF ASSOCIATES INC	HI/M	17513086995	05	EXCEEDED SALES THRESHOLD	\$41,082.96	18-JUN-1996
720	HALFF ASSOCIATES INC	HI/M	17513086995	05	EXCEEDED SALES THRESHOLD	\$14,229.89	18-JUN-1996
VENDOR TOTAL:						\$2,032,706.00	
305	GEO-MARINE INC	HI/M	17513722391	05	EXCEEDED SALES THRESHOLD	\$20,280.00	14-APR-1996
601	GEO-MARINE INC	HI/M	17513722391	05	EXCEEDED SALES THRESHOLD	\$3,898.40	14-APR-1996
601	GEO-MARINE INC	HI/M	17513722391	05	EXCEEDED SALES THRESHOLD	\$216,697.97	14-APR-1996
601	GEO-MARINE INC	HI/M	17513722391	05	EXCEEDED SALES THRESHOLD	\$99,830.00	14-APR-1996
VENDOR TOTAL:						\$340,706.37	
711	BWC PHOTOLAB	WO/F	17515667552	06	EXCEEDED SALES THRESHOLD	\$339.80	01-AUG-1996
711	BWC PHOTOLAB	WO/F	17515667552	06	EXCEEDED SALES THRESHOLD	\$337.46	01-AUG-1996
727	BWC PHOTOLAB	WO/F	17515667552	06	EXCEEDED SALES THRESHOLD	\$1,475.40	01-AUG-1996
729	BWC PHOTOLAB	WO/F	17515667552	06	EXCEEDED SALES THRESHOLD	\$11,329.82	01-AUG-1996
729	BWC PHOTOLAB	WO/F	17515667552	06	EXCEEDED SALES THRESHOLD	\$11,980.88	01-AUG-1996

TEXAS BUILDING AND PROCUREMENT COMMISSION
 REVENUE REPORT FOR GRADUATED VENDORS
 FOR FIRST 6 MONTHS OF FISCAL YEAR 2002

AGENCY	VENDOR NAME	ETHNICITY/ GENDER	VID NUMBER	CATEGORY CODE	GRADUATION REASON	AMOUNT	GRADUATION DATE
729	BWC PHOTOLAB	WO/F	17515667552	06	EXCEEDED SALES THRESHOLD	\$23.40	01-AUG-1996
731	BWC PHOTOLAB	WO/F	17515667552	06	EXCEEDED SALES THRESHOLD	\$668.20	01-AUG-1996
738	BWC PHOTOLAB	WO/F	17515667552	06	EXCEEDED SALES THRESHOLD	\$3.50	01-AUG-1996
738	BWC PHOTOLAB	WO/F	17515667552	06	EXCEEDED SALES THRESHOLD	\$12.85	01-AUG-1996
738	BWC PHOTOLAB	WO/F	17515667552	06	EXCEEDED SALES THRESHOLD	\$9.65	01-AUG-1996
738	BWC PHOTOLAB	WO/F	17515667552	06	EXCEEDED SALES THRESHOLD	\$15.90	01-AUG-1996
738	BWC PHOTOLAB	WO/F	17515667552	06	EXCEEDED SALES THRESHOLD	\$7.50	01-AUG-1996
738	BWC PHOTOLAB	WO/F	17515667552	06	EXCEEDED SALES THRESHOLD	\$13.65	01-AUG-1996
738	BWC PHOTOLAB	WO/F	17515667552	06	EXCEEDED SALES THRESHOLD	\$15.00	01-AUG-1996
738	BWC PHOTOLAB	WO/F	17515667552	06	EXCEEDED SALES THRESHOLD	\$16.75	01-AUG-1996
738	BWC PHOTOLAB	WO/F	17515667552	06	EXCEEDED SALES THRESHOLD	\$64.40	01-AUG-1996
738	BWC PHOTOLAB	WO/F	17515667552	06	EXCEEDED SALES THRESHOLD	\$5.85	01-AUG-1996
738	BWC PHOTOLAB	WO/F	17515667552	06	EXCEEDED SALES THRESHOLD	\$25.70	01-AUG-1996
738	BWC PHOTOLAB	WO/F	17515667552	06	EXCEEDED SALES THRESHOLD	\$25.70	01-AUG-1996
738	BWC PHOTOLAB	WO/F	17515667552	06	EXCEEDED SALES THRESHOLD	\$21.70	01-AUG-1996
738	BWC PHOTOLAB	WO/F	17515667552	06	EXCEEDED SALES THRESHOLD	\$32.05	01-AUG-1996
738	BWC PHOTOLAB	WO/F	17515667552	06	EXCEEDED SALES THRESHOLD	\$8.40	01-AUG-1996
738	BWC PHOTOLAB	WO/F	17515667552	06	EXCEEDED SALES THRESHOLD	\$29.30	01-AUG-1996
738	BWC PHOTOLAB	WO/F	17515667552	06	EXCEEDED SALES THRESHOLD	\$5.85	01-AUG-1996
738	BWC PHOTOLAB	WO/F	17515667552	06	EXCEEDED SALES THRESHOLD	\$6.16	01-AUG-1996
738	BWC PHOTOLAB	WO/F	17515667552	06	EXCEEDED SALES THRESHOLD	\$8.85	01-AUG-1996
738	BWC PHOTOLAB	WO/F	17515667552	06	EXCEEDED SALES THRESHOLD	\$15.70	01-AUG-1996
738	BWC PHOTOLAB	WO/F	17515667552	06	EXCEEDED SALES THRESHOLD	\$8.85	01-AUG-1996
738	BWC PHOTOLAB	WO/F	17515667552	06	EXCEEDED SALES THRESHOLD	\$12.85	01-AUG-1996
738	BWC PHOTOLAB	WO/F	17515667552	06	EXCEEDED SALES THRESHOLD	\$7.50	01-AUG-1996
738	BWC PHOTOLAB	WO/F	17515667552	06	EXCEEDED SALES THRESHOLD	\$8.05	01-AUG-1996
738	BWC PHOTOLAB	WO/F	17515667552	06	EXCEEDED SALES THRESHOLD	\$4.90	01-AUG-1996
738	BWC PHOTOLAB	WO/F	17515667552	06	EXCEEDED SALES THRESHOLD	\$17.10	01-AUG-1996
738	BWC PHOTOLAB	WO/F	17515667552	06	EXCEEDED SALES THRESHOLD	\$7.50	01-AUG-1996
738	BWC PHOTOLAB	WO/F	17515667552	06	EXCEEDED SALES THRESHOLD	\$12.85	01-AUG-1996
738	BWC PHOTOLAB	WO/F	17515667552	06	EXCEEDED SALES THRESHOLD	\$112.50	01-AUG-1996
738	BWC PHOTOLAB	WO/F	17515667552	06	EXCEEDED SALES THRESHOLD	\$5.85	01-AUG-1996
738	BWC PHOTOLAB	WO/F	17515667552	06	EXCEEDED SALES THRESHOLD	\$11.05	01-AUG-1996
738	BWC PHOTOLAB	WO/F	17515667552	06	EXCEEDED SALES THRESHOLD	\$44.30	01-AUG-1996
738	BWC PHOTOLAB	WO/F	17515667552	06	EXCEEDED SALES THRESHOLD	\$35.85	01-AUG-1996
738	BWC PHOTOLAB	WO/F	17515667552	06	EXCEEDED SALES THRESHOLD	\$5.85	01-AUG-1996
738	BWC PHOTOLAB	WO/F	17515667552	06	EXCEEDED SALES THRESHOLD	\$125.80	01-AUG-1996
738	BWC PHOTOLAB	WO/F	17515667552	06	EXCEEDED SALES THRESHOLD	\$12.40	01-AUG-1996
738	BWC PHOTOLAB	WO/F	17515667552	06	EXCEEDED SALES THRESHOLD	\$27.10	01-AUG-1996
738	BWC PHOTOLAB	WO/F	17515667552	06	EXCEEDED SALES THRESHOLD	\$75.82	01-AUG-1996
738	BWC PHOTOLAB	WO/F	17515667552	06	EXCEEDED SALES THRESHOLD	\$12.85	01-AUG-1996
738	BWC PHOTOLAB	WO/F	17515667552	06	EXCEEDED SALES THRESHOLD	\$6.00	01-AUG-1996
738	BWC PHOTOLAB	WO/F	17515667552	06	EXCEEDED SALES THRESHOLD	\$462.60	01-AUG-1996

TEXAS BUILDING AND PROCUREMENT COMMISSION
REVENUE REPORT FOR GRADUATED VENDORS
FOR FIRST 6 MONTHS OF FISCAL YEAR 2002

AGENCY	VENDOR NAME	ETHNICITY/ GENDER	VID NUMBER	CATEGORY CODE	GRADUATION REASON	AMOUNT	GRADUATION DATE
738	BWC PHOTOLAB	WO/F	17515667552	06	EXCEEDED SALES THRESHOLD	\$342.60	01-AUG-1996
738	BWC PHOTOLAB	WO/F	17515667552	06	EXCEEDED SALES THRESHOLD	\$17.84	01-AUG-1996
738	BWC PHOTOLAB	WO/F	17515667552	06	EXCEEDED SALES THRESHOLD	\$12.85	01-AUG-1996
738	BWC PHOTOLAB	WO/F	17515667552	06	EXCEEDED SALES THRESHOLD	\$25.70	01-AUG-1996
738	BWC PHOTOLAB	WO/F	17515667552	06	EXCEEDED SALES THRESHOLD	\$11.65	01-AUG-1996
738	BWC PHOTOLAB	WO/F	17515667552	06	EXCEEDED SALES THRESHOLD	\$49.70	01-AUG-1996
738	BWC PHOTOLAB	WO/F	17515667552	06	EXCEEDED SALES THRESHOLD	\$8.94	01-AUG-1996
738	BWC PHOTOLAB	WO/F	17515667552	06	EXCEEDED SALES THRESHOLD	\$6.65	01-AUG-1996
738	BWC PHOTOLAB	WO/F	17515667552	06	EXCEEDED SALES THRESHOLD	\$22.50	01-AUG-1996
738	BWC PHOTOLAB	WO/F	17515667552	06	EXCEEDED SALES THRESHOLD	\$7.50	01-AUG-1996
738	BWC PHOTOLAB	WO/F	17515667552	06	EXCEEDED SALES THRESHOLD	\$12.85	01-AUG-1996
738	BWC PHOTOLAB	WO/F	17515667552	06	EXCEEDED SALES THRESHOLD	\$1.49	01-AUG-1996
738	BWC PHOTOLAB	WO/F	17515667552	06	EXCEEDED SALES THRESHOLD	\$17.25	01-AUG-1996
738	BWC PHOTOLAB	WO/F	17515667552	06	EXCEEDED SALES THRESHOLD	\$12.45	01-AUG-1996
738	BWC PHOTOLAB	WO/F	17515667552	06	EXCEEDED SALES THRESHOLD	\$14.90	01-AUG-1996
738	BWC PHOTOLAB	WO/F	17515667552	06	EXCEEDED SALES THRESHOLD	\$1.49	01-AUG-1996
738	BWC PHOTOLAB	WO/F	17515667552	06	EXCEEDED SALES THRESHOLD	\$8.05	01-AUG-1996
738	BWC PHOTOLAB	WO/F	17515667552	06	EXCEEDED SALES THRESHOLD	\$6.57	01-AUG-1996
738	BWC PHOTOLAB	WO/F	17515667552	06	EXCEEDED SALES THRESHOLD	\$44.00	01-AUG-1996
738	BWC PHOTOLAB	WO/F	17515667552	06	EXCEEDED SALES THRESHOLD	\$25.70	01-AUG-1996
738	BWC PHOTOLAB	WO/F	17515667552	06	EXCEEDED SALES THRESHOLD	\$19.50	01-AUG-1996
738	BWC PHOTOLAB	WO/F	17515667552	06	EXCEEDED SALES THRESHOLD	\$26.70	01-AUG-1996
738	BWC PHOTOLAB	WO/F	17515667552	06	EXCEEDED SALES THRESHOLD	\$17.56	01-AUG-1996
738	BWC PHOTOLAB	WO/F	17515667552	06	EXCEEDED SALES THRESHOLD	\$20.72	01-AUG-1996
738	BWC PHOTOLAB	WO/F	17515667552	06	EXCEEDED SALES THRESHOLD	\$8.75	01-AUG-1996
738	BWC PHOTOLAB	WO/F	17515667552	06	EXCEEDED SALES THRESHOLD	\$11.05	01-AUG-1996
738	BWC PHOTOLAB	WO/F	17515667552	06	EXCEEDED SALES THRESHOLD	\$8.45	01-AUG-1996
738	BWC PHOTOLAB	WO/F	17515667552	06	EXCEEDED SALES THRESHOLD	\$87.10	01-AUG-1996
738	BWC PHOTOLAB	WO/F	17515667552	06	EXCEEDED SALES THRESHOLD	\$42.05	01-AUG-1996
738	BWC PHOTOLAB	WO/F	17515667552	06	EXCEEDED SALES THRESHOLD	\$14.25	01-AUG-1996
738	BWC PHOTOLAB	WO/F	17515667552	06	EXCEEDED SALES THRESHOLD	\$11.60	01-AUG-1996
738	BWC PHOTOLAB	WO/F	17515667552	06	EXCEEDED SALES THRESHOLD	\$11.05	01-AUG-1996
738	BWC PHOTOLAB	WO/F	17515667552	06	EXCEEDED SALES THRESHOLD	\$22.45	01-AUG-1996
738	BWC PHOTOLAB	WO/F	17515667552	06	EXCEEDED SALES THRESHOLD	\$16.50	01-AUG-1996
738	BWC PHOTOLAB	WO/F	17515667552	06	EXCEEDED SALES THRESHOLD	\$31.20	01-AUG-1996
738	BWC PHOTOLAB	WO/F	17515667552	06	EXCEEDED SALES THRESHOLD	\$44.45	01-AUG-1996
738	BWC PHOTOLAB	WO/F	17515667552	06	EXCEEDED SALES THRESHOLD	\$18.75	01-AUG-1996
738	BWC PHOTOLAB	WO/F	17515667552	06	EXCEEDED SALES THRESHOLD	\$42.30	01-AUG-1996
738	BWC PHOTOLAB	WO/F	17515667552	06	EXCEEDED SALES THRESHOLD	\$15.25	01-AUG-1996
738	BWC PHOTOLAB	WO/F	17515667552	06	EXCEEDED SALES THRESHOLD	\$13.50	01-AUG-1996
738	BWC PHOTOLAB	WO/F	17515667552	06	EXCEEDED SALES THRESHOLD	\$18.75	01-AUG-1996
739	BWC PHOTOLAB	WO/F	17515667552	06	EXCEEDED SALES THRESHOLD	\$1,382.50	01-AUG-1996
752	BWC PHOTOLAB	WO/F	17515667552	06	EXCEEDED SALES THRESHOLD	\$1,884.30	01-AUG-1996

TEXAS BUILDING AND PROCUREMENT COMMISSION
 REVENUE REPORT FOR GRADUATED VENDORS
 FOR FIRST 6 MONTHS OF FISCAL YEAR 2002

AGENCY	VENDOR NAME	ETHNICITY/ GENDER	VID NUMBER	CATEGORY CODE	GRADUATION REASON	AMOUNT	GRADUATION DATE
756	BWC PHOTOLAB	WO/F	17515667552	06	EXCEEDED SALES THRESHOLD	\$29.60	01-AUG-1996
VENDOR TOTAL:						\$31,966.00	
302	CAPROCK HOME HEALTH	HI/M	17519169365	04	EXCEEDED SALES THRESHOLD	\$133.44	04-JUN-1997
VENDOR TOTAL:						\$133.44	
738	TEXAS MOVING COMPANY	WO/F	17520583919	06	EXCEEDED EMPLOYEE THRESHOLD	\$716.86	01-MAR-1996
738	TEXAS MOVING COMPANY	WO/F	17520583919	06	EXCEEDED EMPLOYEE THRESHOLD	\$428.00	01-MAR-1996
738	TEXAS MOVING COMPANY	WO/F	17520583919	06	EXCEEDED EMPLOYEE THRESHOLD	\$1,699.00	01-MAR-1996
738	TEXAS MOVING COMPANY	WO/F	17520583919	06	EXCEEDED EMPLOYEE THRESHOLD	\$500.00	01-MAR-1996
738	TEXAS MOVING COMPANY	WO/F	17520583919	06	EXCEEDED EMPLOYEE THRESHOLD	\$570.00	01-MAR-1996
738	TEXAS MOVING COMPANY	WO/F	17520583919	06	EXCEEDED EMPLOYEE THRESHOLD	\$500.00	01-MAR-1996
738	TEXAS MOVING COMPANY	WO/F	17520583919	06	EXCEEDED EMPLOYEE THRESHOLD	\$500.00	01-MAR-1996
738	TEXAS MOVING COMPANY	WO/F	17520583919	06	EXCEEDED EMPLOYEE THRESHOLD	\$458.87	01-MAR-1996
738	TEXAS MOVING COMPANY	WO/F	17520583919	06	EXCEEDED EMPLOYEE THRESHOLD	\$232.59	01-MAR-1996
738	TEXAS MOVING COMPANY	WO/F	17520583919	06	EXCEEDED EMPLOYEE THRESHOLD	\$538.28	01-MAR-1996
738	TEXAS MOVING COMPANY	WO/F	17520583919	06	EXCEEDED EMPLOYEE THRESHOLD	\$852.83	01-MAR-1996
738	TEXAS MOVING COMPANY	WO/F	17520583919	06	EXCEEDED EMPLOYEE THRESHOLD	\$7,414.29	01-MAR-1996
738	TEXAS MOVING COMPANY	WO/F	17520583919	06	EXCEEDED EMPLOYEE THRESHOLD	\$7,956.21	01-MAR-1996
747	TEXAS MOVING COMPANY	WO/F	17520583919	06	EXCEEDED EMPLOYEE THRESHOLD	\$7,956.21	01-MAR-1996
VENDOR TOTAL:						\$30,323.14	
320	BUSINESS CONTROL SYS	BL/M	17521277180	06	EXCEEDED SALES THRESHOLD	\$6,780.00	22-NOV-2000
362	BUSINESS CONTROL SYS	BL/M	17521277180	06	EXCEEDED SALES THRESHOLD	\$8,833.50	22-NOV-2000
455	BUSINESS CONTROL SYS	BL/M	17521277180	06	EXCEEDED SALES THRESHOLD	\$306,183.52	22-NOV-2000
601	BUSINESS CONTROL SYS	BL/M	17521277180	06	EXCEEDED SALES THRESHOLD	\$32,445.00	22-NOV-2000
655	BUSINESS CONTROL SYS	BL/M	17521277180	06	EXCEEDED SALES THRESHOLD	\$68,514.00	22-NOV-2000
701	BUSINESS CONTROL SYS	BL/M	17521277180	06	EXCEEDED SALES THRESHOLD	\$16,731.00	22-NOV-2000
VENDOR TOTAL:						\$439,487.02	
601	SUNSET TRANSPORTATIO	WO/F	17522506637	06	EXCEEDED SALES THRESHOLD	\$117,576.00	14-AUG-1998
VENDOR TOTAL:						\$117,576.00	

TEXAS BUILDING AND PROCUREMENT COMMISSION
 REVENUE REPORT FOR GRADUATED VENDORS
 FOR FIRST 6 MONTHS OF FISCAL YEAR 2002

AGENCY	VENDOR NAME	ETHNICITY/ GENDER	VTD NUMBER	CATEGORY CODE	GRADUATION REASON	AMOUNT	GRADUATION DATE
324	BUSINESS INTERIORS	WO/F	17522538598	07	EXCEEDED EMPLOYEE THRESHOLD	\$1,268.08	21-MAR-1996
713	BUSINESS INTERIORS	WO/F	17522538598	07	EXCEEDED EMPLOYEE THRESHOLD	\$386.49	21-MAR-1996
714	BUSINESS INTERIORS	WO/F	17522538598	07	EXCEEDED EMPLOYEE THRESHOLD	\$8,511.00	21-MAR-1996
714	BUSINESS INTERIORS	WO/F	17522538598	07	EXCEEDED EMPLOYEE THRESHOLD	\$13,597.91	21-MAR-1996
721	BUSINESS INTERIORS	WO/F	17522538598	07	EXCEEDED EMPLOYEE THRESHOLD	\$31,495.37	21-MAR-1996
752	BUSINESS INTERIORS	WO/F	17522538598	07	EXCEEDED EMPLOYEE THRESHOLD	\$3,271.24	21-MAR-1996
VENDOR TOTAL:						\$58,530.09	
601	VILLAGE FORD OF LEWI	BL/M	17523851859	07	EXCEEDED EMPLOYEE THRESHOLD	\$3,581.96	18-JAN-1996
719	VILLAGE FORD OF LEWI	BL/M	17523851859	07	EXCEEDED EMPLOYEE THRESHOLD	\$20,336.00	18-JAN-1996
729	VILLAGE FORD OF LEWI	BL/M	17523851859	07	EXCEEDED EMPLOYEE THRESHOLD	\$24,807.00	18-JAN-1996
730	VILLAGE FORD OF LEWI	BL/M	17523851859	07	EXCEEDED EMPLOYEE THRESHOLD	\$20,113.00	18-JAN-1996
VENDOR TOTAL:						\$68,837.96	
458	ALL TEMPS PERSONNEL	BL/M	17525491027	06	EXCEEDED SALES THRESHOLD	\$100.80	17-MAR-2001
738	ALL TEMPS PERSONNEL	BL/M	17525491027	06	EXCEEDED SALES THRESHOLD	\$321.75	17-MAR-2001
738	ALL TEMPS PERSONNEL	BL/M	17525491027	06	EXCEEDED SALES THRESHOLD	\$520.00	17-MAR-2001
738	ALL TEMPS PERSONNEL	BL/M	17525491027	06	EXCEEDED SALES THRESHOLD	\$310.05	17-MAR-2001
738	ALL TEMPS PERSONNEL	BL/M	17525491027	06	EXCEEDED SALES THRESHOLD	\$520.00	17-MAR-2001
738	ALL TEMPS PERSONNEL	BL/M	17525491027	06	EXCEEDED SALES THRESHOLD	\$339.30	17-MAR-2001
738	ALL TEMPS PERSONNEL	BL/M	17525491027	06	EXCEEDED SALES THRESHOLD	\$357.50	17-MAR-2001
738	ALL TEMPS PERSONNEL	BL/M	17525491027	06	EXCEEDED SALES THRESHOLD	\$315.90	17-MAR-2001
738	ALL TEMPS PERSONNEL	BL/M	17525491027	06	EXCEEDED SALES THRESHOLD	\$292.50	17-MAR-2001
738	ALL TEMPS PERSONNEL	BL/M	17525491027	06	EXCEEDED SALES THRESHOLD	\$416.00	17-MAR-2001
738	ALL TEMPS PERSONNEL	BL/M	17525491027	06	EXCEEDED SALES THRESHOLD	\$356.85	17-MAR-2001
738	ALL TEMPS PERSONNEL	BL/M	17525491027	06	EXCEEDED SALES THRESHOLD	\$351.00	17-MAR-2001
738	ALL TEMPS PERSONNEL	BL/M	17525491027	06	EXCEEDED SALES THRESHOLD	\$429.00	17-MAR-2001
738	ALL TEMPS PERSONNEL	BL/M	17525491027	06	EXCEEDED SALES THRESHOLD	\$500.50	17-MAR-2001
738	ALL TEMPS PERSONNEL	BL/M	17525491027	06	EXCEEDED SALES THRESHOLD	\$386.10	17-MAR-2001
738	ALL TEMPS PERSONNEL	BL/M	17525491027	06	EXCEEDED SALES THRESHOLD	\$312.00	17-MAR-2001
738	ALL TEMPS PERSONNEL	BL/M	17525491027	06	EXCEEDED SALES THRESHOLD	\$351.00	17-MAR-2001
738	ALL TEMPS PERSONNEL	BL/M	17525491027	06	EXCEEDED SALES THRESHOLD	\$356.85	17-MAR-2001
738	ALL TEMPS PERSONNEL	BL/M	17525491027	06	EXCEEDED SALES THRESHOLD	\$427.05	17-MAR-2001
738	ALL TEMPS PERSONNEL	BL/M	17525491027	06	EXCEEDED SALES THRESHOLD	\$377.00	17-MAR-2001
738	ALL TEMPS PERSONNEL	BL/M	17525491027	06	EXCEEDED SALES THRESHOLD	\$321.75	17-MAR-2001
738	ALL TEMPS PERSONNEL	BL/M	17525491027	06	EXCEEDED SALES THRESHOLD	\$422.50	17-MAR-2001
738	ALL TEMPS PERSONNEL	BL/M	17525491027	06	EXCEEDED SALES THRESHOLD	\$330.53	17-MAR-2001
738	ALL TEMPS PERSONNEL	BL/M	17525491027	06	EXCEEDED SALES THRESHOLD	\$520.00	17-MAR-2001
738	ALL TEMPS PERSONNEL	BL/M	17525491027	06	EXCEEDED SALES THRESHOLD	\$328.00	17-MAR-2001

TEXAS BUILDING AND PROCUREMENT COMMISSION
 REVENUE REPORT FOR GRADUATED VENDORS
 FOR FIRST 6 MONTHS OF FISCAL YEAR 2002

AGENCY	VENDOR NAME	ETHNICITY/ GENDER	VID NUMBER	CATEGORY CODE	GRADUATION REASON	AMOUNT	GRADUATION DATE
738	ALL TEMPS PERSONNEL	BL/M	17525491027	06	EXCEEDED SALES THRESHOLD	\$328.00DB	17-MAR-2001
738	ALL TEMPS PERSONNEL	BL/M	17525491027	06	EXCEEDED SALES THRESHOLD	\$328.90	17-MAR-2001
738	ALL TEMPS PERSONNEL	BL/M	17525491027	06	EXCEEDED SALES THRESHOLD	\$136.50	17-MAR-2001
738	ALL TEMPS PERSONNEL	BL/M	17525491027	06	EXCEEDED SALES THRESHOLD	\$329.06	17-MAR-2001
738	ALL TEMPS PERSONNEL	BL/M	17525491027	06	EXCEEDED SALES THRESHOLD	\$312.00	17-MAR-2001
738	ALL TEMPS PERSONNEL	BL/M	17525491027	06	EXCEEDED SALES THRESHOLD	\$382.69	17-MAR-2001
738	ALL TEMPS PERSONNEL	BL/M	17525491027	06	EXCEEDED SALES THRESHOLD	\$536.25	17-MAR-2001
738	ALL TEMPS PERSONNEL	BL/M	17525491027	06	EXCEEDED SALES THRESHOLD	\$28.60	17-MAR-2001
738	ALL TEMPS PERSONNEL	BL/M	17525491027	06	EXCEEDED SALES THRESHOLD	\$629.21	17-MAR-2001
738	ALL TEMPS PERSONNEL	BL/M	17525491027	06	EXCEEDED SALES THRESHOLD	\$418.60	17-MAR-2001
738	ALL TEMPS PERSONNEL	BL/M	17525491027	06	EXCEEDED SALES THRESHOLD	\$457.60	17-MAR-2001
738	ALL TEMPS PERSONNEL	BL/M	17525491027	06	EXCEEDED SALES THRESHOLD	\$228.80	17-MAR-2001
738	ALL TEMPS PERSONNEL	BL/M	17525491027	06	EXCEEDED SALES THRESHOLD	\$114.40	17-MAR-2001
738	ALL TEMPS PERSONNEL	BL/M	17525491027	06	EXCEEDED SALES THRESHOLD	\$114.40	17-MAR-2001
738	ALL TEMPS PERSONNEL	BL/M	17525491027	06	EXCEEDED SALES THRESHOLD	\$293.15	17-MAR-2001
738	ALL TEMPS PERSONNEL	BL/M	17525491027	06	EXCEEDED SALES THRESHOLD	\$572.00	17-MAR-2001
738	ALL TEMPS PERSONNEL	BL/M	17525491027	06	EXCEEDED SALES THRESHOLD	\$572.00	17-MAR-2001
738	ALL TEMPS PERSONNEL	BL/M	17525491027	06	EXCEEDED SALES THRESHOLD	\$572.00	17-MAR-2001
738	ALL TEMPS PERSONNEL	BL/M	17525491027	06	EXCEEDED SALES THRESHOLD	\$486.20	17-MAR-2001
738	ALL TEMPS PERSONNEL	BL/M	17525491027	06	EXCEEDED SALES THRESHOLD	\$564.85	17-MAR-2001
738	ALL TEMPS PERSONNEL	BL/M	17525491027	06	EXCEEDED SALES THRESHOLD	\$572.00	17-MAR-2001
738	ALL TEMPS PERSONNEL	BL/M	17525491027	06	EXCEEDED SALES THRESHOLD	\$572.00	17-MAR-2001
738	ALL TEMPS PERSONNEL	BL/M	17525491027	06	EXCEEDED SALES THRESHOLD	\$307.45	17-MAR-2001
738	ALL TEMPS PERSONNEL	BL/M	17525491027	06	EXCEEDED SALES THRESHOLD	\$514.80	17-MAR-2001
738	ALL TEMPS PERSONNEL	BL/M	17525491027	06	EXCEEDED SALES THRESHOLD	\$572.00	17-MAR-2001
738	ALL TEMPS PERSONNEL	BL/M	17525491027	06	EXCEEDED SALES THRESHOLD	\$572.00	17-MAR-2001
738	ALL TEMPS PERSONNEL	BL/M	17525491027	06	EXCEEDED SALES THRESHOLD	\$344.50	17-MAR-2001
738	ALL TEMPS PERSONNEL	BL/M	17525491027	06	EXCEEDED SALES THRESHOLD	\$721.50	17-MAR-2001
738	ALL TEMPS PERSONNEL	BL/M	17525491027	06	EXCEEDED SALES THRESHOLD	\$416.00	17-MAR-2001
738	ALL TEMPS PERSONNEL	BL/M	17525491027	06	EXCEEDED SALES THRESHOLD	\$266.50	17-MAR-2001
738	ALL TEMPS PERSONNEL	BL/M	17525491027	06	EXCEEDED SALES THRESHOLD	\$312.00	17-MAR-2001
738	ALL TEMPS PERSONNEL	BL/M	17525491027	06	EXCEEDED SALES THRESHOLD	\$260.00	17-MAR-2001
738	ALL TEMPS PERSONNEL	BL/M	17525491027	06	EXCEEDED SALES THRESHOLD	\$370.50	17-MAR-2001
738	ALL TEMPS PERSONNEL	BL/M	17525491027	06	EXCEEDED SALES THRESHOLD	\$351.00	17-MAR-2001
738	ALL TEMPS PERSONNEL	BL/M	17525491027	06	EXCEEDED SALES THRESHOLD	\$269.75	17-MAR-2001
738	ALL TEMPS PERSONNEL	BL/M	17525491027	06	EXCEEDED SALES THRESHOLD	\$377.00	17-MAR-2001
738	ALL TEMPS PERSONNEL	BL/M	17525491027	06	EXCEEDED SALES THRESHOLD	\$377.00	17-MAR-2001
738	ALL TEMPS PERSONNEL	BL/M	17525491027	06	EXCEEDED SALES THRESHOLD	\$201.50	17-MAR-2001
738	ALL TEMPS PERSONNEL	BL/M	17525491027	06	EXCEEDED SALES THRESHOLD	\$130.00	17-MAR-2001
738	ALL TEMPS PERSONNEL	BL/M	17525491027	06	EXCEEDED SALES THRESHOLD	\$325.00	17-MAR-2001
738	ALL TEMPS PERSONNEL	BL/M	17525491027	06	EXCEEDED SALES THRESHOLD	\$429.00	17-MAR-2001
738	ALL TEMPS PERSONNEL	BL/M	17525491027	06	EXCEEDED SALES THRESHOLD	\$374.40	17-MAR-2001
738	ALL TEMPS PERSONNEL	BL/M	17525491027	06	EXCEEDED SALES THRESHOLD	\$450.45	17-MAR-2001

TEXAS BUILDING AND PROCUREMENT COMMISSION
 REVENUE REPORT FOR GRADUATED VENDORS
 FOR FIRST 6 MONTHS OF FISCAL YEAR 2002

AGENCY	VENDOR NAME	ETHNICITY/ GENDER	VID NUMBER	CATEGORY CODE	GRADUATION REASON	AMOUNT	GRADUATION DATE
738	ALL TEMPS PERSONNEL	BL/M	17525491027	06	EXCEEDED SALES THRESHOLD	\$572.00	17-MAR-2001
738	ALL TEMPS PERSONNEL	BL/M	17525491027	06	EXCEEDED SALES THRESHOLD	\$572.00	17-MAR-2001
738	ALL TEMPS PERSONNEL	BL/M	17525491027	06	EXCEEDED SALES THRESHOLD	\$572.00	17-MAR-2001
738	ALL TEMPS PERSONNEL	BL/M	17525491027	06	EXCEEDED SALES THRESHOLD	\$520.00	17-MAR-2001
738	ALL TEMPS PERSONNEL	BL/M	17525491027	06	EXCEEDED SALES THRESHOLD	\$520.00	17-MAR-2001
738	ALL TEMPS PERSONNEL	BL/M	17525491027	06	EXCEEDED SALES THRESHOLD	\$421.20	17-MAR-2001
738	ALL TEMPS PERSONNEL	BL/M	17525491027	06	EXCEEDED SALES THRESHOLD	\$396.50	17-MAR-2001
738	ALL TEMPS PERSONNEL	BL/M	17525491027	06	EXCEEDED SALES THRESHOLD	\$321.75	17-MAR-2001
738	ALL TEMPS PERSONNEL	BL/M	17525491027	06	EXCEEDED SALES THRESHOLD	\$807.30	17-MAR-2001
738	ALL TEMPS PERSONNEL	BL/M	17525491027	06	EXCEEDED SALES THRESHOLD	\$520.00	17-MAR-2001
738	ALL TEMPS PERSONNEL	BL/M	17525491027	06	EXCEEDED SALES THRESHOLD	\$222.30	17-MAR-2001
738	ALL TEMPS PERSONNEL	BL/M	17525491027	06	EXCEEDED SALES THRESHOLD	\$312.00	17-MAR-2001

VENDOR TOTAL: \$30,856.54

506	COMPUTIZE INC	AS/F	17602513941	07	EXCEEDED EMPLOYEE THRESHOLD	\$1,169.00	09-MAR-1996
506	COMPUTIZE INC	AS/F	17602513941	07	EXCEEDED EMPLOYEE THRESHOLD	\$6,350.00	09-MAR-1996
530	COMPUTIZE INC	AS/F	17602513941	07	EXCEEDED EMPLOYEE THRESHOLD	\$2,440.00	09-MAR-1996
601	COMPUTIZE INC	AS/F	17602513941	07	EXCEEDED EMPLOYEE THRESHOLD	\$1,624.00	09-MAR-1996
601	COMPUTIZE INC	AS/F	17602513941	07	EXCEEDED EMPLOYEE THRESHOLD	\$2,931.00	09-MAR-1996
601	COMPUTIZE INC	AS/F	17602513941	07	EXCEEDED EMPLOYEE THRESHOLD	\$14,750.00	09-MAR-1996
718	COMPUTIZE INC	AS/F	17602513941	07	EXCEEDED EMPLOYEE THRESHOLD	\$120.00	09-MAR-1996
718	COMPUTIZE INC	AS/F	17602513941	07	EXCEEDED EMPLOYEE THRESHOLD	\$45.00	09-MAR-1996
721	COMPUTIZE INC	AS/F	17602513941	07	EXCEEDED EMPLOYEE THRESHOLD	\$820.00	09-MAR-1996
721	COMPUTIZE INC	AS/F	17602513941	07	EXCEEDED EMPLOYEE THRESHOLD	\$60.00	09-MAR-1996
723	COMPUTIZE INC	AS/F	17602513941	07	EXCEEDED EMPLOYEE THRESHOLD	\$4,561.20	09-MAR-1996
723	COMPUTIZE INC	AS/F	17602513941	07	EXCEEDED EMPLOYEE THRESHOLD	\$502.00	09-MAR-1996
723	COMPUTIZE INC	AS/F	17602513941	07	EXCEEDED EMPLOYEE THRESHOLD	\$485.00	09-MAR-1996
723	COMPUTIZE INC	AS/F	17602513941	07	EXCEEDED EMPLOYEE THRESHOLD	\$264.00	09-MAR-1996
730	COMPUTIZE INC	AS/F	17602513941	07	EXCEEDED EMPLOYEE THRESHOLD	\$410.00	09-MAR-1996
730	COMPUTIZE INC	AS/F	17602513941	07	EXCEEDED EMPLOYEE THRESHOLD	\$480.00	09-MAR-1996
730	COMPUTIZE INC	AS/F	17602513941	07	EXCEEDED EMPLOYEE THRESHOLD	\$22.95	09-MAR-1996
730	COMPUTIZE INC	AS/F	17602513941	07	EXCEEDED EMPLOYEE THRESHOLD	\$390.00	09-MAR-1996
730	COMPUTIZE INC	AS/F	17602513941	07	EXCEEDED EMPLOYEE THRESHOLD	\$119.80	09-MAR-1996
730	COMPUTIZE INC	AS/F	17602513941	07	EXCEEDED EMPLOYEE THRESHOLD	\$60.00	09-MAR-1996
730	COMPUTIZE INC	AS/F	17602513941	07	EXCEEDED EMPLOYEE THRESHOLD	\$28.00	09-MAR-1996
730	COMPUTIZE INC	AS/F	17602513941	07	EXCEEDED EMPLOYEE THRESHOLD	\$220.00	09-MAR-1996
730	COMPUTIZE INC	AS/F	17602513941	07	EXCEEDED EMPLOYEE THRESHOLD	\$150.00	09-MAR-1996
738	COMPUTIZE INC	AS/F	17602513941	07	EXCEEDED EMPLOYEE THRESHOLD	\$60.00	09-MAR-1996
738	COMPUTIZE INC	AS/F	17602513941	07	EXCEEDED EMPLOYEE THRESHOLD	\$77.60	09-MAR-1996
738	COMPUTIZE INC	AS/F	17602513941	07	EXCEEDED EMPLOYEE THRESHOLD	\$77.60DB	09-MAR-1996
738	COMPUTIZE INC	AS/F	17602513941	07	EXCEEDED EMPLOYEE THRESHOLD	\$30.00	09-MAR-1996

TEXAS BUILDING AND PROCUREMENT COMMISSION
REVENUE REPORT FOR GRADUATED VENDORS
FOR FIRST 6 MONTHS OF FISCAL YEAR 2002

AGENCY	VENDOR NAME	ETHNICITY/ GENDER	VID NUMBER	CATEGORY CODE	GRADUATION REASON	AMOUNT	GRADUATION DATE
738	COMPUTIZE INC	AS/F	17602513941	07	EXCEEDED EMPLOYEE THRESHOLD	\$6.00	09-MAR-1996
772	COMPUTIZE INC	AS/F	17602513941	07	EXCEEDED EMPLOYEE THRESHOLD	\$673.98	09-MAR-1996
772	COMPUTIZE INC	AS/F	17602513941	07	EXCEEDED EMPLOYEE THRESHOLD	\$1,236.00	09-MAR-1996
809	COMPUTIZE INC	AS/F	17602513941	07	EXCEEDED EMPLOYEE THRESHOLD	\$628.00	09-MAR-1996
813	COMPUTIZE INC	AS/F	17602513941	07	EXCEEDED EMPLOYEE THRESHOLD	\$7,723.00	09-MAR-1996
813	COMPUTIZE INC	AS/F	17602513941	07	EXCEEDED EMPLOYEE THRESHOLD	\$703.00	09-MAR-1996
813	COMPUTIZE INC	AS/F	17602513941	07	EXCEEDED EMPLOYEE THRESHOLD	\$428.00	09-MAR-1996
VENDOR TOTAL:						\$49,489.93	
530	DIGITAL CONSULTING &	WO/F	17602972147	06	EXCEEDED SALES THRESHOLD	\$91,341.61	01-JUN-1996
VENDOR TOTAL:						\$91,341.61	
304	DATA PROJECTIONS INC	WO/F	17603260229	06	EXCEEDED SALES THRESHOLD	\$260.00	11-NOV-2000
304	DATA PROJECTIONS INC	WO/F	17603260229	06	EXCEEDED SALES THRESHOLD	\$300.00	11-NOV-2000
308	DATA PROJECTIONS INC	WO/F	17603260229	06	EXCEEDED SALES THRESHOLD	\$185.00	11-NOV-2000
308	DATA PROJECTIONS INC	WO/F	17603260229	06	EXCEEDED SALES THRESHOLD	\$510.00	11-NOV-2000
308	DATA PROJECTIONS INC	WO/F	17603260229	06	EXCEEDED SALES THRESHOLD	\$14,132.00	11-NOV-2000
320	DATA PROJECTIONS INC	WO/F	17603260229	06	EXCEEDED SALES THRESHOLD	\$150.00	11-NOV-2000
324	DATA PROJECTIONS INC	WO/F	17603260229	06	EXCEEDED SALES THRESHOLD	\$7,848.00	11-NOV-2000
324	DATA PROJECTIONS INC	WO/F	17603260229	06	EXCEEDED SALES THRESHOLD	\$189.00	11-NOV-2000
332	DATA PROJECTIONS INC	WO/F	17603260229	06	EXCEEDED SALES THRESHOLD	\$1,169.00	11-NOV-2000
335	DATA PROJECTIONS INC	WO/F	17603260229	06	EXCEEDED SALES THRESHOLD	\$655.00	11-NOV-2000
506	DATA PROJECTIONS INC	WO/F	17603260229	06	EXCEEDED SALES THRESHOLD	\$425.00	11-NOV-2000
506	DATA PROJECTIONS INC	WO/F	17603260229	06	EXCEEDED SALES THRESHOLD	\$4,972.00	11-NOV-2000
555	DATA PROJECTIONS INC	WO/F	17603260229	06	EXCEEDED SALES THRESHOLD	\$778.00	11-NOV-2000
555	DATA PROJECTIONS INC	WO/F	17603260229	06	EXCEEDED SALES THRESHOLD	\$330.00	11-NOV-2000
555	DATA PROJECTIONS INC	WO/F	17603260229	06	EXCEEDED SALES THRESHOLD	\$4,550.00	11-NOV-2000
555	DATA PROJECTIONS INC	WO/F	17603260229	06	EXCEEDED SALES THRESHOLD	\$279.00	11-NOV-2000
601	DATA PROJECTIONS INC	WO/F	17603260229	06	EXCEEDED SALES THRESHOLD	\$15,450.00	11-NOV-2000
601	DATA PROJECTIONS INC	WO/F	17603260229	06	EXCEEDED SALES THRESHOLD	\$1,232.00	11-NOV-2000
710	DATA PROJECTIONS INC	WO/F	17603260229	06	EXCEEDED SALES THRESHOLD	\$3,484.00	11-NOV-2000
711	DATA PROJECTIONS INC	WO/F	17603260229	06	EXCEEDED SALES THRESHOLD	\$360.00	11-NOV-2000
711	DATA PROJECTIONS INC	WO/F	17603260229	06	EXCEEDED SALES THRESHOLD	\$3,995.00	11-NOV-2000
712	DATA PROJECTIONS INC	WO/F	17603260229	06	EXCEEDED SALES THRESHOLD	\$3,299.00	11-NOV-2000
712	DATA PROJECTIONS INC	WO/F	17603260229	06	EXCEEDED SALES THRESHOLD	\$3,299.00	11-NOV-2000
712	DATA PROJECTIONS INC	WO/F	17603260229	06	EXCEEDED SALES THRESHOLD	\$950.00	11-NOV-2000
713	DATA PROJECTIONS INC	WO/F	17603260229	06	EXCEEDED SALES THRESHOLD	\$2,964.00	11-NOV-2000
713	DATA PROJECTIONS INC	WO/F	17603260229	06	EXCEEDED SALES THRESHOLD	\$24,098.00	11-NOV-2000
713	DATA PROJECTIONS INC	WO/F	17603260229	06	EXCEEDED SALES THRESHOLD	\$2,019.00	11-NOV-2000

(A) GRADUATION STANDARDS OF HISTORICALLY UNDERUTILIZED BUSINESSES

Effective since October 1, 2000, the U.S. Small Business Administration shifted to a new classification system known as the North American Industry Classification System (NAICS). A HUB shall be graduated when it has maintained gross receipts or total employment levels for four consecutive years which exceed the U.S. Small Business standards identified by NAICS as stated in 13 Code of Federal Regulations 121.201. For information on graduation size standards, access <http://www.sba.gov/size/Table-of-Small-Business-Size-Standards-from-final-rule.html>.

The Commission's Graduation Procedures were implemented on October 4, 1995, and extracted from the U.S. Small Business Administration's size standard for firms within similar primary four-digit Standard Industrial Classification (SIC) codes as stated in 13 Code of Federal Regulations (CFR). For HUB certification or re-certification, including random compliance reviews, applicants must not exceed the graduation threshold limitations that have been established by the Commission.

Pursuant to the TBPC adopted HUB Rule 1, T.A.C. §111.23, a HUB shall be graduated from being used to fulfill HUB procurement utilization goals when it has maintained gross receipts or total employment levels four consecutive years for the following categories:

- (01)** Heavy construction other than building construction,
- (02)** Building construction, including general contractors and operative builders,
- (03)** Special trade construction,
- (04)** Financial and accounting services,
- (05)** Architectural/engineering and surveying services,
- (06)** Other services including legal services,
- (07)** Commodities wholesale,
- (08)** Commodities manufacturers, and
- (09)** Medical services.

The **Graduated HUB Vendors Report** summarizes the HUBs that have graduated, by procurement category, from October 4, 1995 through April 2, 2002. This report also identifies the business's name, address, ethnicity/gender, VID number, category code, graduation reasons (exceeded thresholds by gross receipts or total employment levels) and evaluation basis (certification/re-certification). The **Revenue Report for Graduated Vendors** summarizes the HUBs that have graduated during the current fiscal year, which have been paid by a state agency or a state institution of higher education. This report also identifies the agency's number, business's name, address, ethnicity/gender, VID number, category code, graduation reasons, and the total amount of revenue received from the State during the current HUB Reporting Period. The Commission will monitor and track the graduation of HUBs for two consecutive years to determine the utilization by state agencies.

TEXAS BUILDING AND PROCUREMENT COMMISSION
 GRADUATED HUB VENDORS FROM 4-OCT-1995 TO 02-APR-2002
 SUMMARY LISTING BY CATEGORY, ETHNICITY AND GENDER

HUB GRADUATION REPORT SUMMARY

NO. GRADUATED IN HEAVY CONSTRUCTION(01):	1
NO. GRADUATED IN BUILDING CONSTRUCTION(02):	4
NO. GRADUATED IN SPECIAL TRADE CONSTRUCTION(03):	8
NO. GRADUATED IN FINANTIAL AND ACCOUNTING SERV.(04):	11
NO. GRADUATED IN ARCHITEC.ENG./SURVEYING SERV.(05):	17
NO. GRADUATED IN OTHER SERVICES INCLUD. LEGAL SERV.(06):	87
NO. GRADUATED IN COMMODITIES WHOLESALE(07):	16
NO. GRADUATED IN COMMODITIES MANUFACTURERS(08):	1
NO. GRADUATED IN MEDICAL(09):	0
TOTAL GRADUATED CATEGORY (01-09):	<u>145</u>
NO. OF GRADUATED ASIAN MALES:	13
NO. OF GRADUATED ASIAN FEMALES:	<u>2</u>
TOTAL OF GRADUATED ASIAN HUBS:	15
NO. OF GRADUATED BLACK MALES:	20
NO. OF GRADUATED BLACK FEMALES:	<u>6</u>
TOTAL OF GRADUATED BLACK HUBS:	26
NO. OF GRADUATED HISPANIC MALES:	35
NO. OF GRADUATED HISPANIC FEMALES:	<u>4</u>
TOTAL OF GRADUATED HISPANIC HUBS:	39
NO. OF GRADUATED NATIVE AMERICAN MALES:	5
NO. OF GRADUATED NATIVE AMERICAN FEMALES:	<u>0</u>
TOTAL OF GRADUATED NATIVE AMERICAN HUBS:	5
NO. OF GRADUATED WOMEN:	60
NO. OF HUBS GRADUATED THIS FISCAL YEAR:	1
TOTAL NO. OF GRADUATED HUBS:	145

TEXAS BUILDING AND PROCUREMENT COMMISSION
GRADUATED HUB VENDORS FROM 4-OCT-1995 TO 02-APR-2002
SORTED BY GRADUATION DATE

VENDOR NAME	ADDRESS PHONE	ETHNICITY/ GENDER	VID NUMBER	CATEGORY CODE	GRADUATION REASON	EVALUATION BASIS*	GRADUATION DATE
QAO CORPORATION	16511 SPACE CENTER BLVD. SUITE 300 HOUSTON, TX 77058 512 280-2129	BL/M	1520943407300	06	EXCEEDED SALES THRESHOLD	C	04-OCT-1995
NCM CAPITAL MANAGEMENT GROUP, INC.	103 WEST MAIN STREET DURHAM, NC 27701-3638 919-688-0620	BL/M	1561535917900	06	EXCEEDED SALES THRESHOLD	R	04-OCT-1995
STAPP TOWING COMPANY INC	P.O. BOX 325 DICKINSON, TX 77539 713-337-2551	HI/M	1741543308900	06	EXCEEDED SALES THRESHOLD	C	04-OCT-1995
INFORMATION SYSTEMS & NETWORKS CORP	6945 ALAMO DOWNS PKY SAN ANTONIO, TX 78228 210-523-2622	WO/F	1521191165400	06	EXCEEDED SALES THRESHOLD	R	04-OCT-1995
INTERNATIONAL TEAM CONSULTANTS INC	4900 WOODWAY # 1150 HOUSTON, TX 77056 7136223482 0	HI/F	1760145857701	06	EXCEEDED SALES THRESHOLD	R	04-OCT-1995
CONTRACTA	SUITE 199 2777 STEMMONS FRWY DALLAS, TX 75207 214-631-1330	WO/F	1751778102101	06	EXCEEDED SALES THRESHOLD	R	04-OCT-1995
REGIR SYSTEMS INC	2051 NORTH SOLAR DRIVE #200 OXNARD, CA 93030 805-485-4888	BL/F	1953617135800	05	EXCEEDED SALES THRESHOLD	C	04-OCT-1995
AGUIRRECORPORATION	12700 PARK CENTRAL DRIVE FLOOR 15 DALLAS, TX 75251 972 789-2660	HI/M	1752474596900	05	EXCEEDED SALES THRESHOLD	C	04-OCT-1995
BURNUP & SIMS OF TEXAS INC	P.O. BOX 340 AUSTIN, TX 78767 512-476-6777	HI/M	1741316350600	03	EXCEEDED SALES THRESHOLD	C	04-OCT-1995
CASTILLO COMPANY INC	STE 900 40 N CENTRAL AVE PHOENIX, AZ 85004-4427 602-231-9000	HI/M	1860364098000	06	EXCEEDED SALES THRESHOLD	C	04-OCT-1995
INTRACARE HOSPITAL	7505 FANNIN SUITE 680 HOUSTON, TX 77054 713-790-1153	AS/M	1760102298500	04	EXCEEDED SALES THRESHOLD	C	04-OCT-1995

* C = GRADUATION UPON APPLICATION FOR CERTIFICATION

* R = GRADUATION UPON APPLICATION FOR RECERTIFICATION

VENDOR NAME	ADDRESS PHONE	ETHNICITY/ GENDER	VID NUMBER	CATEGORY CODE	GRADUATION REASON	EVALUATION BASIS*	GRADUATION DATE
JOHNSON, BASSIN & SHAW INC	8630 FENTON STREET STE 1200 SILVER SPRING, MD 20910 301-495-1080	WO/F	1521405780200	06	EXCEEDED SALES THRESHOLD	C	04-OCT-1995
LOVE ADVERTISING INC	770 SOUTH POST OAK LANE STE 101 HOUSTON, TX 77056 713-552-1055	WO/F	1742060120900	06	EXCEEDED SALES THRESHOLD	C	04-OCT-1995
MEDICAL TEAM INC, THE	1222 NORTH MAIN AVE #600 SAN ANTONIO, TX 78212 210-227-9000	WO/F	1541087014900	04	EXCEEDED SALES THRESHOLD	C	04-OCT-1995
PRWT SERVICES INC	ONE PENN CTR SUBURBAN STATION PHILADELPHIA, PA 19103 215-569-8810	BL/M	1232528512500	06	EXCEEDED SALES THRESHOLD	C	04-OCT-1995
SYSTEMS WEST COMPUTER RESOURCES INC	STE-A 300 136 SOUTH MAIN SALT LAKE CITY, UT 84101 801-364-7900	WO/F	1870425813800	06	EXCEEDED SALES THRESHOLD	R	04-OCT-1995
TRI-COR INDUSTRIES INC	J R CLARY 2900 EISENHOWER AVE STE 500 ALEXANDRIA, VA 22314 301-731-6140	HI/M	1521271616900	06	EXCEEDED SALES THRESHOLD	R	04-OCT-1995
WORLD-WIDE TRAVEL SERVICE INC	2228 COTTONDALE LANE STE 200 LITTLE ROCK, AR 72202 501-378-1211	WO/F	1710529720800	06	EXCEEDED SALES THRESHOLD	C	04-OCT-1995
IMPRIMIS GROUP INC	STE 150 5550 LBJ FREEWAY DALLAS, TX 75240 972-419-1700	WO/F	1751831894800	06	EXCEEDED SALES THRESHOLD	R	04-OCT-1995
METI	8600 BOEING DRIVE EL PASO, TX 79925-1226 915-772-4975	BL/F	1742027577200	06	EXCEEDED SALES THRESHOLD	R	30-DEC-1995
BEAL & COMPANY, M R	565 FIFTH AVENUE NEW YORK, NY 10017 212-983-3930	BL/M	1133452090200	06	EXCEEDED SALES THRESHOLD	R	01-JAN-1996
KEMRON ENVIRONMENTAL SERVICES INC	2987 CLAIRMONT ROAD STE 1100 ATLANTA, GA 30329 404-636-0928	HI/M	1112393978400	06	EXCEEDED SALES THRESHOLD	R	01-JAN-1996

* C = GRADUATION UPON APPLICATION FOR CERTIFICATION

* R = GRADUATION UPON APPLICATION FOR RECERTIFICATION

VENDOR NAME	ADDRESS PHONE	ETHNICITY/ GENDER	VID NUMBER	CATEGORY CODE	GRADUATION REASON	EVALUATION BASIS*	GRADUATION DATE
RESEARCH ANALYSIS & MAINTENANCE INC	SUITE #600 1790 LEE TREVINO DR EL PASO, TX 79936-4525 915 592-7047	WO/F	1742237532300	06	EXCEEDED SALES THRESHOLD	R	12-JAN-1996
CORRECTIONAL HEALTHCARE SOLUTIONS INC	200 HIGHPOINT DR STE 215 CHALFONT, PA 18914 800-487-8995	BL/M	1232611351600	04	EXCEEDED SALES THRESHOLD	R	18-JAN-1996
JOE BROWN COMPANY INC.	P.O.BOX 1669 20 N.E. THIRD STREET ARDMORE, OK 73402 580 223-4555	AI/M	1730738040600	01	EXCEEDED SALES THRESHOLD	R	18-JAN-1996
METTERS INDUSTRIES INC	1919 COMMERCE DR STE 420 HAMPTON, VA 23666 817-545-3585	BL/M	1521242561300	06	EXCEEDED SALES THRESHOLD	R	18-JAN-1996
VILLAGE FORD OF LEWISVILLE	1144 N STEMMONS FRWY LEWISVILLE, TX 75067 214-221-2900	BL/M	1752385185900	07	EXCEEDED EMPLOYEE THRESHOLD	R	18-JAN-1996
FIRST HONOLULU SECURITIES INC	900 FORT STREET STE 950 HONOLULU, HI 96813 808-523-9422	AS/F	1990189153100	06	EXCEEDED SALES THRESHOLD	R	25-JAN-1996
NETTLESHIP GROUP INC, THE	2665 MAIN STREET STE 220 SANTA MONICA, CA 90405 310-392-8585	WO/F	1954243243000	06	EXCEEDED SALES THRESHOLD	R	01-FEB-1996
REINOSO & COMPANY INC	30 BROAD STREET 39TH FLOOR NEW YORK, NY 10004 212-344-5100	HI/M	1133318919600	04	EXCEEDED SALES THRESHOLD	R	01-FEB-1996
SECURITY PACKING INC	8120 CAMINO ARROYO DRIVE GILROY, CA 95020 408-848-5788	WO/F	1770122919100	06	EXCEEDED SALES THRESHOLD	R	01-FEB-1996
TEMPORARY CONNECTION, THE	P.O. BOX 1067 HOUSTON, TX 77251-1067 713-493-5554	WO/F	1760084354801	06	EXCEEDED SALES THRESHOLD	R	01-FEB-1996
RIVER CITY TRAVEL INC	9070 RESEARCH BLVD STE A102 AUSTIN, TX 78758-7047 512-467-1777	WO/F	1742364193900	06	EXCEEDED SALES THRESHOLD	R	02-FEB-1996

* C = GRADUATION UPON APPLICATION FOR CERTIFICATION

* R = GRADUATION UPON APPLICATION FOR RECERTIFICATION

TEXAS BUILDING AND PROCUREMENT COMMISSION
GRADUATED HUB VENDORS FROM 4-OCT-1995 TO 02-APR-2002
SORTED BY GRADUATION DATE

VENDOR NAME	ADDRESS PHONE	ETHNICITY/ GENDER	VID NUMBER	CATEGORY CODE	GRADUATION REASON	EVALUATION BASIS*	GRADUATION DATE
EVINS PERSONNEL CONSULTANTS INC	2013 W ANDERSON LN AUSTIN, TX 78757 512-454-9561	WO/F	1741588485100	06	EXCEEDED SALES THRESHOLD	R	06-FEB-1996
TEXAS MOVING COMPANY INC	908 NORTH BOWSER ROAD RICHARDSON, TX 75081 214-234-6371	WO/F	1752058391900	06	EXCEEDED SALES THRESHOLD	R	01-MAR-1996
WILLIAMS-RUSSELL & JOHNSON INC	771 SPRING STREET NORTHWEST ATLANTA, GA 30308 404-853-6800	BL/M	1581269958300	05	EXCEEDED SALES THRESHOLD	R	01-MAR-1996
A. DAIGGER & CO.	620 LAKEVIEW PARKWAY VERNON HILLS, IL 60061-8135 800 621-7193	WO/F	1360972955600	07	EXCEEDED EMPLOYEE THRESHOLD	R	02-MAR-1996
COMPOTIZE INC	J2 825 EAST RUNDBERG AUSTIN, TX 78753 512-451-5252	AS/F	1760251394100	07	EXCEEDED EMPLOYEE THRESHOLD	R	09-MAR-1996
TEXCOM INC DBA TEXCOM FIELD SERVICES	8200 PROFESSIONAL PLACE STE S-112 LANDOVER, MD 20785 301-794-4400	BL/M	1521261968600	06	EXCEEDED SALES THRESHOLD	R	15-MAR-1996
VANIR CONSTRUCTION MGMT INC	980 9TH ST #900 SACRAMENTO, CA 95814-2719 916-444-3700	HI/M	1953614238300	06	EXCEEDED SALES THRESHOLD	R	20-MAR-1996
BUSINESS INTERIORS	P O BOX 152121 IRVING, TX 75015 817-858-2000	WO/F	1752253859800	07	EXCEEDED EMPLOYEE THRESHOLD	R	21-MAR-1996
GETRONICS	PO BOX 25376 TAMPA, FL 33634 813-884-2500	WO/F	1591949611500	06	EXCEEDED SALES THRESHOLD	R	30-MAR-1996
ENTERPRISE ADVISORY SERVICES INC	6671 SOUTHWEST FREEWAY STE 550 HOUSTON, TX 77074 713-270-7177	BL/M	1760083286300	04	EXCEEDED SALES THRESHOLD	R	01-APR-1996
PRYOR, MCCLENDON, COUNTS & COMPANY INC	1515 MARKET ST STE 819 PHILADELPHI, PA 19012 215-569-0274	BL/M	1133071659500	06	EXCEEDED SALES THRESHOLD	R	01-APR-1996

* C = GRADUATION UPON APPLICATION FOR CERTIFICATION

* R = GRADUATION UPON APPLICATION FOR RECERTIFICATION

VENDOR NAME	ADDRESS PHONE	ETHNICITY/ GENDER	VID NUMBER	CATEGORY CODE	GRADUATION REASON	EVALUATION BASIS*	GRADUATION DATE
UNGER AND ASSOCIATES INC	STE 3600 325 N ST PAUL DALLAS, TX 75201-3989 214-965-8000	HI/F	1061140547200	06	EXCEEDED SALES THRESHOLD	R	09-APR-1996
GEO-MARINE INC	550 E 15TH STREET PLANO, TX 75074 972-423-5480	HI/M	1751372239100	05	EXCEEDED SALES THRESHOLD	R	14-APR-1996
MADEN TECH CONSULTING INC	IRA LOCKE 2110 WASHINGTON BLVD STE 200 ARLINGTON, VA 22204 703-769-4440	HI/M	1541323531600	06	EXCEEDED SALES THRESHOLD	R	25-APR-1996
ANCIRA ENTERPRISES INC	P.O. BOX 29719 SAN ANTONIO, TX 78229 210-681-4900	HI/M	1742299389300	07	EXCEEDED EMPLOYEE THRESHOLD	R	01-MAY-1996
FUTURE TRAVEL INC	16850 DIANA LANE HOUSTON, TX 77058 713-480-1988	WO/F	1760086629100	06	EXCEEDED SALES THRESHOLD	R	01-MAY-1996
GOVIND & ASSOCIATES INC	P.O. BOX 9094 CORPUS CHRISTI, TX 78469 512-289-1385	AS/M	1742340789300	05	EXCEEDED SALES THRESHOLD	R	01-MAY-1996
COMPREHENSIVE COMPUTER	CONSULTING INC 2350 LAKESIDE BLVD STE 120 RICHARDSON, TX 75082 214-234-2067	WO/F	1581347102400	06	EXCEEDED SALES THRESHOLD	R	09-MAY-1996
FRENCH ELLISON TRUCK CENTER (CORPUS)	P.O. BOX 4977 CORPUS CHRISTI, TX 78469-4977 512-289-2181	WO/F	1742310831901	07	EXCEEDED EMPLOYEE THRESHOLD	R	13-MAY-1996
FRENCH ELLISON TRUCK CENTER (LAREDO)	8210 SAN GABRIEL DR LAREDO, TX 78041-8708 210-727-7886	WO/F	1742310831900	07	EXCEEDED EMPLOYEE THRESHOLD	R	13-MAY-1996
LUCKY LADY OIL CO	P O BOX 4590 FORT WORTH, TX 76164 817-740-7400	WO/F	1751520875300	07	EXCEEDED EMPLOYEE THRESHOLD	R	30-MAY-1996
DIGITAL CONSULTING & SOFTWARE SERVI	ONE SUGAR CREEK CENTER BLVD. SUITE 500 SUGAR LAND, TX 77478 281 243-2614	WO/F	1760297214700	06	EXCEEDED SALES THRESHOLD	R	01-JUN-1996

* C = GRADUATION UPON APPLICATION FOR CERTIFICATION

* R = GRADUATION UPON APPLICATION FOR RECERTIFICATION

TEXAS BUILDING AND PROCUREMENT COMMISSION
 GRADUATED HUB VENDORS FROM 4-OCT-1995 TO 02-APR-2002
 SORTED BY GRADUATION DATE

VENDOR NAME	ADDRESS PHONE	ETHNICITY/ GENDER	VID NUMBER	CATEGORY CODE	GRADUATION REASON	EVALUATION BASIS*	GRADUATION DATE
SUN TRAVEL INC	3100 NORTH MESA EL PASO, TX 79902 915-532-8900	WO/F	1741533358600	06	EXCEEDED SALES THRESHOLD	R	14-JUN-1996
COVANSYS CORPORATION	701 BRAZOS SUITE 500 AUSTIN, TX 78701 512 334-6767	AS/M	1382606945500	06	EXCEEDED SALES THRESHOLD	R	16-JUN-1996
HALFF ASSOCIATES INC	8615 NORTHWEST PLAZA DRIVE DALLAS, TX 75225 214 346-6200	HI/M	1751308699500	05	EXCEEDED SALES THRESHOLD	R	18-JUN-1996
ARGUINDEGUI OIL COMPANY	P.O. BOX 1367 LAREDO, TX 78042 210-722-5251	HI/M	1741668080300	07	EXCEEDED EMPLOYEE THRESHOLD	R	01-JUL-1996
ARTA TRAVEL	SUITE #121 101 E PARK BLVD PLANO, TX 75074 972-422-4000	WO/F	1751697000500	06	EXCEEDED SALES THRESHOLD	R	01-JUL-1996
REDLEE INC	2607 WALNUT HILL LANE STE 210 DALLAS, TX 75229 214-357-9409	AI/M	1751934029700	06	EXCEEDED SALES THRESHOLD	R	01-JUL-1996
VARA CHEVROLET INC, DOMINGO	P O BOX 14534 SAN ANTONIO, TX 78214-2892 210-924-2000	HI/M	1742554766200	07	EXCEEDED EMPLOYEE THRESHOLD	R	01-JUL-1996
GINNYS PRINTING AND COPYING	STE B 1501 WEST ANDERSON LANE AUSTIN, TX 78757-1459 512 454-6874	WO/F	1741765538201	06	EXCEEDED SALES THRESHOLD	R	10-JUL-1996
BUCK ROGERS TRAVEL SERVICE INC	1760 AIRWAY BLVD EL PASO, TX 79925 915-772-3200	HI/M	1741978666400	06	EXCEEDED SALES THRESHOLD	C	12-JUL-1996
BWC PHOTOLAB	PO BOX 190818 DALLAS, TX 75219 214-522-5618	WO/F	1751566755200	06	EXCEEDED SALES THRESHOLD	R	01-AUG-1996
MALEK INC	P O BOX 679 CORPUS CHRISTI, TX 78408 512-888-8281	WO/F	1741656289400	03	EXCEEDED SALES THRESHOLD	R	01-AUG-1996

* C = GRADUATION UPON APPLICATION FOR CERTIFICATION
 * R = GRADUATION UPON APPLICATION FOR RECERTIFICATION

VENDOR NAME	ADDRESS PHONE	ETHNICITY/ GENDER	VID NUMBER	CATEGORY CODE	GRADUATION REASON	EVALUATION BASIS*	GRADUATION DATE
MURIEL SIEBERT & COMPANY INC	885 THIRD AVENUE STE 1720 NEW YORK, NY 10022 212-644-2400	WO/F	1132639174200	04	EXCEEDED SALES THRESHOLD	R	01-AUG-1996
ANNASHAE CORPORATION	673-C ALPHA DR CLEVELAND, OH 44143-2140 216-449-2662	BL/M	1341330981900	04	EXCEEDED SALES THRESHOLD	R	12-AUG-1996
SAN ANTONIO MUSIC/ALAMO MUSIC CENTE	425 N MAIN AVE SAN ANTONIO, TX 78205-1482 210-224-1010	HI/M	1741284994900	06	EXCEEDED SALES THRESHOLD	R	12-AUG-1996
DECISION CONSULTANTS INC	7800 SHOAL CREEK BLVD #124-S AUSTIN, TX 78757-1024 512-458-6650	WO/F	1382109618000	06	EXCEEDED SALES THRESHOLD	R	17-AUG-1996
DKD ELECTRIC COMPANY INC	1223 EAST CORPORATE DRIVE EAST ARLINGTON, TX 76015 817-652-1020	HI/M	1850245113301	03	EXCEEDED SALES THRESHOLD	R	31-AUG-1996
FJT TECHNICAL RESOURCE STAFFING SERVICE	STE 104 4347 PHELAN BEAUMONT, TX 77705 409-899-9608	WO/F	1760268425400	06	EXCEEDED SALES THRESHOLD	C	31-AUG-1996
GEORGETTE KLINGER INC	924 WESTWOOD BLVD SUITE 615 LOS ANGELES, CA 90024 310-475-7506	WO/F	1131503856900	06	EXCEEDED SALES THRESHOLD	C	31-AUG-1996
SOMERSET CAPITAL GROUP INC	1087 BROAD STREET STE 201 BRIDGEPORT, CT 06604 203-394-6188	HI/M	1061458929800	04	EXCEEDED SALES THRESHOLD	R	31-AUG-1996
BERGAILA & ASSOCIATES INC	STE 600 11200 WESTHEIMER HOUSTON, TX 77042 713-780-4227	WO/F	1760215121300	05	EXCEEDED SALES THRESHOLD	R	01-SEP-1996
CST ENVIRONMENTAL INC	14010 INTERDRIVE WEST HOUSTON, TX 77032 281-449-5911	AS/M	1330315242800	03	EXCEEDED SALES THRESHOLD	R	01-SEP-1996
DELTA FOOD SERVICE	MARCUS HART P O BOX 18864 SAN ANTONIO, TX 78218-8864 210-657-7104	BL/M	1742286341900	06	EXCEEDED SALES THRESHOLD	R	01-SEP-1996

* C = GRADUATION UPON APPLICATION FOR CERTIFICATION

* R = GRADUATION UPON APPLICATION FOR RECERTIFICATION

VENDOR NAME	ADDRESS PHONE	ETHNICITY/ GENDER	VID NUMBER	CATEGORY CODE	GRADUATION REASON	EVALUATION BASIS*	GRADUATION DATE
MEMBERS BUILDING MAINTENANCE CORPORATION	SUITE 125 11363 DENTON DRIVE DALLAS, TX 75229 214-241-8131	AS/M	1751968347200	06	EXCEEDED SALES THRESHOLD	R	01-SEP-1996
TREES INC	P O BOX 38038 HOUSTON, TX 77238-8038 713-692-6371	WO/F	1741185584800	06	EXCEEDED SALES THRESHOLD	R	01-SEP-1996
WORLD SERVICE COMPANY	P O BOX 62225 AMF HOUSTON, TX 77205-2225 281-580-3395	AS/M	1760052000500	06	EXCEEDED SALES THRESHOLD	C	17-SEP-1996
NATIONAL PRESORT SERVICES INC	SUITE #A 5811 BERKMAN DR AUSTIN, TX 78723-2659 512 928-1580	HI/M	1752158124300	06	EXCEEDED SALES THRESHOLD	R	01-OCT-1996
STULL AND LEE INC	38 CHAUNCY STREET STE 1100 BOSTON, MA 02111 617-426-0406	BL/M	1042397319600	05	EXCEEDED SALES THRESHOLD	R	01-OCT-1996
MCCORMICK ADVERTISING COMPANY	P.O. BOX 1931 AMARILLO, TX 79189-1931 806-374-5333	WO/F	1750878357200	06	EXCEEDED SALES THRESHOLD	R	01-NOV-1996
PTI INCORPORATED	2925 BRIARPARK DRIVE STE 950 HOUSTON, TX 77042 713-266-6145	BL/M	1341045780100	05	EXCEEDED SALES THRESHOLD	R	01-NOV-1996
ELIGIBILITY SERVICES INC	STE 210 LB20 4144 NORTH CENTRAL EXPRESSWAY DALLAS, TX 75204 214-826-4373	HI/M	1752312227700	04	EXCEEDED SALES THRESHOLD	R	04-NOV-1996
GRAYSTONE INTERNATIONAL TRAVEL SERVICES	INC 3010 LBJ FREEWAY STE 225 DALLAS, TX 75234 214-620-2035	WO/F	1752056509800	06	EXCEEDED SALES THRESHOLD	R	01-DEC-1996
NOVAQUEST INFOSYSTEMS	14651 DALLAS PKWY STE 820 DALLAS, TX 75240 800-405-9273	AI/M	1954054057200	07	EXCEEDED EMPLOYEE THRESHOLD	R	01-DEC-1996

* C = GRADUATION UPON APPLICATION FOR CERTIFICATION

* R = GRADUATION UPON APPLICATION FOR RECERTIFICATION

VENDOR NAME	ADDRESS PHONE	ETHNICITY/ GENDER	VID NUMBER	CATEGORY CODE	GRADUATION REASON	EVALUATION BASIS*	GRADUATION DATE
TRAMEX TRAVEL	4505 SPICEWOOD SPRINGS RD STE 200 AUSTIN, TX 78759 512-343-2201	HI/M	2572663896500	06	EXCEEDED SALES THRESHOLD	R	01-JAN-1997
PAYDEN & RYGEL	333 SOUTH GRAND AVENUE LOS ANGELES, CA 90071 213-625-1900	WO/F	1953921788500	04	EXCEEDED SALES THRESHOLD	C	17-JAN-1997
DKD ELECTRIC COMPANY INC	4500 BOGAN NORTH EAST ALBUQUERQUE, NM 87109 505-881-6100	AI/M	1850245113300	03	EXCEEDED SALES THRESHOLD	R	23-FEB-1997
INSCO DISTRIBUTING INC	P.O. BOX 696040 SAN ANTONIO, TX 78269-6040 210-690-8400	HI/M	1742518806100	07	EXCEEDED EMPLOYEE THRESHOLD	C	24-APR-1997
METRICA INC	SUITE 603 8620 N NEW BRAUNFELS SAN ANTONIO, TX 78217-6363 210-822-2310	BL/F	1742367789100	06	EXCEEDED SALES THRESHOLD	R	13-MAY-1997
CAPROCK HOME HEALTH SERVICES, INC.	3411 KNOXVILLE LUBBOCK, TX 79413 806-791-0077	HI/M	1751916936500	04	EXCEEDED SALES THRESHOLD	R	04-JUN-1997
RMPERSONNEL INC	4707 MONTANA EL PASO, TX 79903 915-565-7674	HI/M	1742571168000	06	EXCEEDED SALES THRESHOLD	R	08-JUN-1997
SKILLMASTER INC	#600 5353 W ALABAMA HOUSTON, TX 77056 713-552-9999	WO/F	1760425784400	06	EXCEEDED SALES THRESHOLD	R	23-JUN-1997
TERRA-MAR INC	11050 ABLES LN DALLAS, TX 75229 972-488-8800	AI/M	1742148149400	05	EXCEEDED SALES THRESHOLD	R	22-JUL-1997
UNIGLOBE DYNAMIC TRAVEL INC	11 GREENWAY PLAZA STE 530 HOUSTON, TX 77046-1102 713-621-3833	WO/F	1760191762200	06	EXCEEDED SALES THRESHOLD	C	07-AUG-1997
SMEAD MANUFACTURING COMPANY, THE	600 EAST SMEAD BLVD E HASTINGS, MN 55033-2219 612-437-4111	WO/F	1410543420400	08	EXCEEDED EMPLOYEE THRESHOLD	R	21-AUG-1997

* C = GRADUATION UPON APPLICATION FOR CERTIFICATION

* R = GRADUATION UPON APPLICATION FOR RECERTIFICATION

TEXAS BUILDING AND PROCUREMENT COMMISSION
GRADUATED HUB VENDORS FROM 4-OCT-1995 TO 02-APR-2002
SORTED BY GRADUATION DATE

VENDOR NAME	ADDRESS PHONE	ETHNICITY/ GENDER	VID NUMBER	CATEGORY CODE	GRADUATION REASON	EVALUATION BASIS*	GRADUATION DATE
GLAZIER FOODS COMPANY	P O BOX 2724 HOUSTON, TX 77252 713 479-4600	WO/F	1741044938700	07	EXCEEDED EMPLOYEE THRESHOLD	R	25-AUG-1997
ED 2 INTERNATIONAL	1660 PACIFIC AVENUE SAN FRANCISCO, CA 94109-2569 415-474-1400	AS/M	1932383047100	05	EXCEEDED SALES THRESHOLD	C	31-AUG-1997
MRC RESOURCES GROUP INC	CAROLYN L ALEXANDER 14001 DALLAS PKWY STE 1200 DALLAS, TX 75240 972-934-6587	BL/F	1752062775700	06	EXCEEDED SALES THRESHOLD	R	31-AUG-1997
QUALITY FOODS INC	4901 ASHER AVE LITTLE ROCK, AR 72204-4908 501-568-3141	WO/F	1710388627500	07	EXCEEDED EMPLOYEE THRESHOLD	C	31-AUG-1997
SYMBIONT INC	1156 15TH STREET N W 6TH FLOOR WASHINGTON, DC 20005-1704 202-887-6800	BL/M	1521389353800	06	EXCEEDED SALES THRESHOLD	C	31-AUG-1997
TAYLOR & HILL ASSOCIATES INC	PO BOX 1148 PEARLAND, TX 77588 281-997-7730	HI/M	1742069034300	06	EXCEEDED SALES THRESHOLD	C	31-AUG-1997
KELL MUNOZ WIGODSKY INC	NORTH TOWER STE 700 800 NORTHWEST LOOP 410 SAN ANTONIO, TX 78216 210-349-1163	HI/M	1741654573300	05	EXCEEDED SALES THRESHOLD	R	25-OCT-1997
AUSTIN TEMPORARY SERVICES INC	3307 NORTHLAND STE 450 AUSTIN, TX 78731 512-451-1678	WO/F	1742486226001	06	EXCEEDED SALES THRESHOLD	R	03-NOV-1997
BURNETT STAFFING SPECIALISTS	STE 800 9800 RICHMOND AVE HOUSTON, TX 77042 713-977-4777	WO/F	1760080808700	06	EXCEEDED SALES THRESHOLD	R	03-NOV-1997
CASSO GUERRA & CO INC	P O BOX 527 LAREDO, TX 78042-0527 210-723-4371	HI/M	1741609559800	07	EXCEEDED EMPLOYEE THRESHOLD	C	03-NOV-1997
EMPLIFI INC	1004 MCKEE ROAD OAKDALE, PA 15071 972-377-7450	AS/M	1251529755900	06	EXCEEDED SALES THRESHOLD	C	03-NOV-1997

* C = GRADUATION UPON APPLICATION FOR CERTIFICATION
* R = GRADUATION UPON APPLICATION FOR RECERTIFICATION

VENDOR NAME	ADDRESS PHONE	ETHNICITY/ GENDER	VID NUMBER	CATEGORY CODE	GRADUATION REASON	EVALUATION BASIS*	GRADUATION DATE
OPERATIONAL TECHNOLOGIES CORPORATIO	4100 NW LOOP 410 SUITE 230 SAN ANTONIO, TX 78229-4253 210 731-0000	HI/M	1742406648200	06	EXCEEDED SALES THRESHOLD	R	03-NOV-1997
TRAVEL AGENCY IN THE PARK	1221 LAMAR STREET STE 718 HOUSTON, TX 77010-3015 713-650-8080	WO/F	1760067165900	06	EXCEEDED SALES THRESHOLD	R	03-NOV-1997
PROTHERM INC	P.O. BOX 127 HOUSTON, TX 77001-0127 713-681-9360	WO/F	1760306951300	03	EXCEEDED SALES THRESHOLD	R	02-JAN-1998
RABA-KISTNER CONSULTANTS INC	P O BOX 690287 SAN ANTONIO, TX 78269-0287 210-699-9090	WO/F	1741611534700	05	EXCEEDED SALES THRESHOLD	R	03-JAN-1998
KENNEDY ASSOCIATES/ARCHITECTS INC	SHEILA GRIFFIN 2610 FREEWOOD DRIVE STE 4 DALLAS, TX 75220 214-350-9687	BL/M	1431361556000	05	EXCEEDED SALES THRESHOLD	R	14-FEB-1998
SKYLINE COMPUTER CORPORATION	490 DIVISION STREET CAMPBELL, CA 95008 408-370-1200	WO/F	1770227165500	06	EXCEEDED SALES THRESHOLD	R	09-MAR-1998
SIGCOM INC	4230 BEECHWOOD DRIVE GREENSBORO, NC 27410 336-547-9700	AS/M	1561490547700	05	EXCEEDED SALES THRESHOLD	R	14-MAR-1998
COUNTER TECHNOLOGY	4818 E BEN WHITE BLVD STE 205 AUSTIN, TX 78741-7233 512-441-8982	HI/F	1521498419500	06	EXCEEDED SALES THRESHOLD	R	06-JUN-1998
SUNSET TRANSPORTATION INC	P O BOX 185058 FORT WORTH, TX 76118 817-589-7063	WO/F	1752250663700	06	EXCEEDED SALES THRESHOLD	C	14-AUG-1998
PACIFIC WESTERN TECHNOLOGIES LTD	STE 600 8610 N NEW BRAUNFELS SAN ANTONIO, TX 78217-6359 210-829-0015	AS/M	1841087476400	05	EXCEEDED SALES THRESHOLD	R	29-AUG-1998
EDUCATION LOGISTICS INC	3000 PALMER STREET MISSOULA, MT 59808 406-728-0893	AS/M	1810389667800	06	EXCEEDED SALES THRESHOLD	C	31-AUG-1998

* C = GRADUATION UPON APPLICATION FOR CERTIFICATION

* R = GRADUATION UPON APPLICATION FOR RECERTIFICATION

VENDOR NAME	ADDRESS PHONE	ETHNICITY/ GENDER	VID NUMBER	CATEGORY CODE	GRADUATION REASON	EVALUATION BASIS*	GRADUATION DATE
FUTRON CORPORATION	STE 900 W 7315 WISCONSIN AVE BETHESDA, MD 20814-3202 301 913-9372	BL/M	1521481904501	06	EXCEEDED SALES THRESHOLD	C	31-AUG-1998
HYDROGEOLOGIC INC	12343 HYMEADOW DRIVE BLDG 3B AUSTIN, TX 78750 512 336-1170	AS/M	1541404852800	05	EXCEEDED SALES THRESHOLD	C	31-AUG-1998
SIGNAL CORPORATION	STE 200 3040 WILLIAMS DR FAIRFAX, VA 22031 703-205-0500	AS/M	1541400723500	06	EXCEEDED SALES THRESHOLD	C	31-AUG-1998
SUPERIOR STAFFING SERVICES INC	P O BOX 9057 WILLIAMVILLE, NY 14231-9057 716-631-8310	WO/F	1160908669600	06	EXCEEDED SALES THRESHOLD	C	31-AUG-1998
ALTON & ALTON TRAVEL INC.	1020 HOLCOMBE BLVD, STE 1306 HOUSTON, TX 77030 713-799-1001	BL/F	1741919362200	06	EXCEEDED SALES THRESHOLD	R	01-OCT-1998
SCHMIDT ELECTRIC	9701 F M 1625 AUSTIN, TX 78747 512 243-1450	WO/F	1742301805400	03	EXCEEDED SALES THRESHOLD	R	30-JAN-1999
BUILDERS GYPSUM SUPPLY CO INC	3220 ROCK ISLAND ROAD IRVING, TX 75060 972-313-0054	HI/M	1742037743801	02	EXCEEDED SALES THRESHOLD	R	13-FEB-1999
BUILDERS GYPSUM SUPPLY COMPANY INC	2015 PASKET LANE HOUSTON, TX 77092 713-681-2201	HI/M	1742037743802	02	EXCEEDED SALES THRESHOLD	R	13-FEB-1999
BUILDERS GYPSUM SUPPLY COMPANY INC	115 E BAGDAD AVE ROUND ROCK, TX 78864 512-310-1240	HI/M	1742037743803	02	EXCEEDED SALES THRESHOLD	R	13-FEB-1999
BUILDERS GYPSUM SUPPLY COMPANY INC	9525 MIDDLE X SAN ANTONIO, TX 78217 210-822-7844	HI/M	1742037743804	02	EXCEEDED SALES THRESHOLD	R	13-FEB-1999
FUNK & COMPANY	2000 MYRTLE AVENUE EL PASO, TX 79907 915-542-1502	WO/F	1741898809700	03	EXCEEDED SALES THRESHOLD	R	27-MAR-1999

* C = GRADUATION UPON APPLICATION FOR CERTIFICATION

* R = GRADUATION UPON APPLICATION FOR RECERTIFICATION

VENDOR NAME	ADDRESS PHONE	ETHNICITY/ GENDER	VID NUMBER	CATEGORY CODE	GRADUATION REASON	EVALUATION BASIS*	GRADUATION DATE
ORNELAS & ASSOCIATES	SUITE 1400 2515 MCKINNEY AVE DALLAS, TX 75201 214-999-9322	HI/M	1752243760100	06	EXCEEDED SALES THRESHOLD	R	09-APR-1999
GB TECH INC	STE 400 2200 SPACE PARK DRIVE HOUSTON, TX 77258 281-333-3703	BL/F	1760163628900	06	EXCEEDED SALES THRESHOLD	R	10-APR-1999
GOVERNMENT MICRO RESOURCES INC	7203 GATEWAY COURT MANASSAS, VA 20109-7313 703-330-1199	HI/M	1541404499800	07	EXCEEDED EMPLOYEE THRESHOLD	R	10-APR-1999
BARRIOS TECHNOLOGY INC	STE 300 2525 BAY AREA BLVD HOUSTON, TX 77058-1556 281 280-1900	WO/F	1760404611400	06	EXCEEDED SALES THRESHOLD	R	03-JUL-1999
COLDWELL BANKER DANN HARPER REALTO	22815 CITRON CIRCLE SAN ANTONIO, TX 78258 210-614-2090	WO/F	1742645843000	06	EXCEEDED SALES THRESHOLD	C	31-AUG-1999
AMERICAN HOUSEKEEPING INC	625 YUMA COURT DALLAS, TX 75208 214 741-3714	WO/F	1752423178800	06	EXCEEDED SALES THRESHOLD	R	09-OCT-1999
MONTEMAYOR Y ASOCIADOS INC	SUITE 500 70 NE LOOP 410 SAN ANTONIO, TX 78216-5877 210-342-1990	HI/F	1742256933900	06	EXCEEDED SALES THRESHOLD	R	09-SEP-2000
ALLIED CONSULTANTS, INC.	1304 WEST AVENUE AUSTIN, TX 78701 512 236-8535	WO/F	1742619666700	06	EXCEEDED SALES THRESHOLD	R	23-SEP-2000
PARKERCO INC DBA PARKER & COMPANY	PO BOX 271 BROWNSVILLE, TX 78522 956-831-2000	HI/M	1742621798400	06	EXCEEDED SALES THRESHOLD	C	09-NOV-2000
DATA PROJECTIONS INC	3036 RODGERDALE ROAD HOUSTON, TX 77042 713-781-1999	WO/F	1760326022900	06	EXCEEDED SALES THRESHOLD	R	11-NOV-2000

* C = GRADUATION UPON APPLICATION FOR CERTIFICATION
* R = GRADUATION UPON APPLICATION FOR RECERTIFICATION

TEXAS BUILDING AND PROCUREMENT COMMISSION
GRADUATED HUB VENDORS FROM 4-OCT-1995 TO 02-APR-2002
SORTED BY GRADUATION DATE

VENDOR NAME	ADDRESS PHONE	ETHNICITY/ GENDER	VID NUMBER	CATEGORY CODE	GRADUATION REASON	EVALUATION BASIS*	GRADUATION DATE
BUSINESS CONTROL SYSTEMS, LP	3939 BELTLINE ROAD SUITE 450 ADDISON, TX 75001 972 241-8392	BL/M	1752127718000	06	EXCEEDED SALES THRESHOLD		22-NOV-2000
ALL TEMPS PERSONNEL SERVICE INC	PO BOX 224527 DALLAS, TX 75222-4527 214-426-0091	BL/M	1752549102700	06	EXCEEDED SALES THRESHOLD	R	17-MAR-2001
NEWDATA STRATEGIES	16415 ADDISON ROAD SUITE 500 DALLAS, TX 75248 972-735-0001	WO/F	1363701872501	06	EXCEEDED SALES THRESHOLD		27-MAR-2001
CHAPDELAIN & ASSOCIATES INC	1848 NORWOOD PLAZA, SUITE 212 HURST, TX 76054 817-282-5707	WO/F	1752450188300	06	EXCEEDED SALES THRESHOLD	R	17-NOV-2001

TEXAS BUILDING AND PROCUREMENT COMMISSION
 REVENUE REPORT FOR GRADUATED VENDORS
 FOR FIRST 6 MONTHS OF FISCAL YEAR 2002

AGENCY	VENDOR NAME	ETHNICITY/ GENDER	VID NUMBER	CATEGORY CODE	GRADUATION REASON	AMOUNT	GRADUATION DATE
713	DATA PROJECTIONS INC	WO/F	17603260229	06	EXCEEDED SALES THRESHOLD	\$11,897.00	11-NOV-2000
713	DATA PROJECTIONS INC	WO/F	17603260229	06	EXCEEDED SALES THRESHOLD	\$0.00	11-NOV-2000
714	DATA PROJECTIONS INC	WO/F	17603260229	06	EXCEEDED SALES THRESHOLD	\$349.00	11-NOV-2000
714	DATA PROJECTIONS INC	WO/F	17603260229	06	EXCEEDED SALES THRESHOLD	\$2,519.00	11-NOV-2000
714	DATA PROJECTIONS INC	WO/F	17603260229	06	EXCEEDED SALES THRESHOLD	\$33,596.00	11-NOV-2000
714	DATA PROJECTIONS INC	WO/F	17603260229	06	EXCEEDED SALES THRESHOLD	\$13,076.00	11-NOV-2000
714	DATA PROJECTIONS INC	WO/F	17603260229	06	EXCEEDED SALES THRESHOLD	\$3,324.00	11-NOV-2000
714	DATA PROJECTIONS INC	WO/F	17603260229	06	EXCEEDED SALES THRESHOLD	\$500.00	11-NOV-2000
716	DATA PROJECTIONS INC	WO/F	17603260229	06	EXCEEDED SALES THRESHOLD	\$605.00	11-NOV-2000
716	DATA PROJECTIONS INC	WO/F	17603260229	06	EXCEEDED SALES THRESHOLD	\$404.24	11-NOV-2000
716	DATA PROJECTIONS INC	WO/F	17603260229	06	EXCEEDED SALES THRESHOLD	\$3,890.76	11-NOV-2000
717	DATA PROJECTIONS INC	WO/F	17603260229	06	EXCEEDED SALES THRESHOLD	\$10,627.00	11-NOV-2000
719	DATA PROJECTIONS INC	WO/F	17603260229	06	EXCEEDED SALES THRESHOLD	\$500.00	11-NOV-2000
721	DATA PROJECTIONS INC	WO/F	17603260229	06	EXCEEDED SALES THRESHOLD	\$385.00	11-NOV-2000
721	DATA PROJECTIONS INC	WO/F	17603260229	06	EXCEEDED SALES THRESHOLD	\$389.00	11-NOV-2000
721	DATA PROJECTIONS INC	WO/F	17603260229	06	EXCEEDED SALES THRESHOLD	\$9,091.00	11-NOV-2000
721	DATA PROJECTIONS INC	WO/F	17603260229	06	EXCEEDED SALES THRESHOLD	\$150.00	11-NOV-2000
721	DATA PROJECTIONS INC	WO/F	17603260229	06	EXCEEDED SALES THRESHOLD	\$8,747.00	11-NOV-2000
721	DATA PROJECTIONS INC	WO/F	17603260229	06	EXCEEDED SALES THRESHOLD	\$12,844.00	11-NOV-2000
721	DATA PROJECTIONS INC	WO/F	17603260229	06	EXCEEDED SALES THRESHOLD	\$47,847.00	11-NOV-2000
721	DATA PROJECTIONS INC	WO/F	17603260229	06	EXCEEDED SALES THRESHOLD	\$617.00	11-NOV-2000
721	DATA PROJECTIONS INC	WO/F	17603260229	06	EXCEEDED SALES THRESHOLD	\$1,060.50	11-NOV-2000
721	DATA PROJECTIONS INC	WO/F	17603260229	06	EXCEEDED SALES THRESHOLD	\$9,259.00	11-NOV-2000
721	DATA PROJECTIONS INC	WO/F	17603260229	06	EXCEEDED SALES THRESHOLD	\$10,416.00	11-NOV-2000
721	DATA PROJECTIONS INC	WO/F	17603260229	06	EXCEEDED SALES THRESHOLD	\$4,877.00	11-NOV-2000
723	DATA PROJECTIONS INC	WO/F	17603260229	06	EXCEEDED SALES THRESHOLD	\$790.00	11-NOV-2000
723	DATA PROJECTIONS INC	WO/F	17603260229	06	EXCEEDED SALES THRESHOLD	\$993.00	11-NOV-2000
729	DATA PROJECTIONS INC	WO/F	17603260229	06	EXCEEDED SALES THRESHOLD	\$1,144.00	11-NOV-2000
729	DATA PROJECTIONS INC	WO/F	17603260229	06	EXCEEDED SALES THRESHOLD	\$822.00	11-NOV-2000
729	DATA PROJECTIONS INC	WO/F	17603260229	06	EXCEEDED SALES THRESHOLD	\$110.00	11-NOV-2000
729	DATA PROJECTIONS INC	WO/F	17603260229	06	EXCEEDED SALES THRESHOLD	\$1,270.61	11-NOV-2000
729	DATA PROJECTIONS INC	WO/F	17603260229	06	EXCEEDED SALES THRESHOLD	\$189.00	11-NOV-2000
729	DATA PROJECTIONS INC	WO/F	17603260229	06	EXCEEDED SALES THRESHOLD	\$14,405.21	11-NOV-2000
730	DATA PROJECTIONS INC	WO/F	17603260229	06	EXCEEDED SALES THRESHOLD	\$29,600.00	11-NOV-2000
730	DATA PROJECTIONS INC	WO/F	17603260229	06	EXCEEDED SALES THRESHOLD	\$2,719.00	11-NOV-2000
730	DATA PROJECTIONS INC	WO/F	17603260229	06	EXCEEDED SALES THRESHOLD	\$4,293.00	11-NOV-2000
730	DATA PROJECTIONS INC	WO/F	17603260229	06	EXCEEDED SALES THRESHOLD	\$549.00	11-NOV-2000
730	DATA PROJECTIONS INC	WO/F	17603260229	06	EXCEEDED SALES THRESHOLD	\$1,385.00	11-NOV-2000
730	DATA PROJECTIONS INC	WO/F	17603260229	06	EXCEEDED SALES THRESHOLD	\$670.00	11-NOV-2000
730	DATA PROJECTIONS INC	WO/F	17603260229	06	EXCEEDED SALES THRESHOLD	\$4,525.00	11-NOV-2000
730	DATA PROJECTIONS INC	WO/F	17603260229	06	EXCEEDED SALES THRESHOLD	\$11,896.00	11-NOV-2000
730	DATA PROJECTIONS INC	WO/F	17603260229	06	EXCEEDED SALES THRESHOLD	\$18,286.00	11-NOV-2000
730	DATA PROJECTIONS INC	WO/F	17603260229	06	EXCEEDED SALES THRESHOLD	\$5,313.00	11-NOV-2000

TEXAS BUILDING AND PROCUREMENT COMMISSION
 REVENUE REPORT FOR GRADUATED VENDORS
 FOR FIRST 6 MONTHS OF FISCAL YEAR 2002

AGENCY	VENDOR NAME	ETHNICITY/ GENDER	VID NUMBER	CATEGORY CODE	GRADUATION REASON	AMOUNT	GRADUATION DATE
730	DATA PROJECTIONS INC	WO/F	17603260229	06	EXCEEDED SALES THRESHOLD	\$21,077.00	11-NOV-2000
732	DATA PROJECTIONS INC	WO/F	17603260229	06	EXCEEDED SALES THRESHOLD	\$8,363.00	11-NOV-2000
732	DATA PROJECTIONS INC	WO/F	17603260229	06	EXCEEDED SALES THRESHOLD	\$3,297.00	11-NOV-2000
732	DATA PROJECTIONS INC	WO/F	17603260229	06	EXCEEDED SALES THRESHOLD	\$1,881.00	11-NOV-2000
733	DATA PROJECTIONS INC	WO/F	17603260229	06	EXCEEDED SALES THRESHOLD	\$529.00	11-NOV-2000
734	DATA PROJECTIONS INC	WO/F	17603260229	06	EXCEEDED SALES THRESHOLD	\$57.00	11-NOV-2000
734	DATA PROJECTIONS INC	WO/F	17603260229	06	EXCEEDED SALES THRESHOLD	\$5,400.00	11-NOV-2000
737	DATA PROJECTIONS INC	WO/F	17603260229	06	EXCEEDED SALES THRESHOLD	\$766.00	11-NOV-2000
738	DATA PROJECTIONS INC	WO/F	17603260229	06	EXCEEDED SALES THRESHOLD	\$190.00	11-NOV-2000
738	DATA PROJECTIONS INC	WO/F	17603260229	06	EXCEEDED SALES THRESHOLD	\$324.00	11-NOV-2000
743	DATA PROJECTIONS INC	WO/F	17603260229	06	EXCEEDED SALES THRESHOLD	\$5,345.00	11-NOV-2000
743	DATA PROJECTIONS INC	WO/F	17603260229	06	EXCEEDED SALES THRESHOLD	\$15,168.00	11-NOV-2000
743	DATA PROJECTIONS INC	WO/F	17603260229	06	EXCEEDED SALES THRESHOLD	\$2,198.00	11-NOV-2000
745	DATA PROJECTIONS INC	WO/F	17603260229	06	EXCEEDED SALES THRESHOLD	\$75.00	11-NOV-2000
745	DATA PROJECTIONS INC	WO/F	17603260229	06	EXCEEDED SALES THRESHOLD	\$4,043.00	11-NOV-2000
745	DATA PROJECTIONS INC	WO/F	17603260229	06	EXCEEDED SALES THRESHOLD	\$185.00	11-NOV-2000
745	DATA PROJECTIONS INC	WO/F	17603260229	06	EXCEEDED SALES THRESHOLD	\$1,485.00	11-NOV-2000
747	DATA PROJECTIONS INC	WO/F	17603260229	06	EXCEEDED SALES THRESHOLD	\$5,985.00	11-NOV-2000
747	DATA PROJECTIONS INC	WO/F	17603260229	06	EXCEEDED SALES THRESHOLD	\$3,522.00	11-NOV-2000
747	DATA PROJECTIONS INC	WO/F	17603260229	06	EXCEEDED SALES THRESHOLD	\$20.00	11-NOV-2000
752	DATA PROJECTIONS INC	WO/F	17603260229	06	EXCEEDED SALES THRESHOLD	\$1,005.00	11-NOV-2000
753	DATA PROJECTIONS INC	WO/F	17603260229	06	EXCEEDED SALES THRESHOLD	\$4,995.00	11-NOV-2000
753	DATA PROJECTIONS INC	WO/F	17603260229	06	EXCEEDED SALES THRESHOLD	\$348.00	11-NOV-2000
753	DATA PROJECTIONS INC	WO/F	17603260229	06	EXCEEDED SALES THRESHOLD	\$850.00	11-NOV-2000
753	DATA PROJECTIONS INC	WO/F	17603260229	06	EXCEEDED SALES THRESHOLD	\$1,999.00	11-NOV-2000
754	DATA PROJECTIONS INC	WO/F	17603260229	06	EXCEEDED SALES THRESHOLD	\$6,475.00	11-NOV-2000
755	DATA PROJECTIONS INC	WO/F	17603260229	06	EXCEEDED SALES THRESHOLD	\$393.00	11-NOV-2000
757	DATA PROJECTIONS INC	WO/F	17603260229	06	EXCEEDED SALES THRESHOLD	\$3,850.00	11-NOV-2000
759	DATA PROJECTIONS INC	WO/F	17603260229	06	EXCEEDED SALES THRESHOLD	\$598.00	11-NOV-2000
760	DATA PROJECTIONS INC	WO/F	17603260229	06	EXCEEDED SALES THRESHOLD	\$4,074.00	11-NOV-2000
760	DATA PROJECTIONS INC	WO/F	17603260229	06	EXCEEDED SALES THRESHOLD	\$10,974.00	11-NOV-2000
760	DATA PROJECTIONS INC	WO/F	17603260229	06	EXCEEDED SALES THRESHOLD	\$50.00	11-NOV-2000
760	DATA PROJECTIONS INC	WO/F	17603260229	06	EXCEEDED SALES THRESHOLD	\$3,745.00	11-NOV-2000
760	DATA PROJECTIONS INC	WO/F	17603260229	06	EXCEEDED SALES THRESHOLD	\$3,299.00	11-NOV-2000
772	DATA PROJECTIONS INC	WO/F	17603260229	06	EXCEEDED SALES THRESHOLD	\$2,845.00	11-NOV-2000
787	DATA PROJECTIONS INC	WO/F	17603260229	06	EXCEEDED SALES THRESHOLD	\$550.00	11-NOV-2000
802	DATA PROJECTIONS INC	WO/F	17603260229	06	EXCEEDED SALES THRESHOLD	\$399.00	11-NOV-2000

VENDOR TOTAL: \$510,171.32

TOTAL NUMBER OF GRADUATED HUBS RECEIVING REVENUE: 38

TOTAL REVENUE GRADUATED HUBS RECEIVED THIS FISCAL YEAR: \$21,710,723.31

ATTACHMENT 1

STATE DEPOSITORY LIBRARIES LISTING

**FY '02 SEMI-ANNUAL HUB REPORTS AVAILABLE AT
TEXAS STATE DEPOSITORY LIBRARIES**

ATTACHMENT 1 to SEMI-ANNUAL HUB REPORT

CITY	LIBRARY NAME	PHONE NUMBER
Abilene	Abilene Public Library	(915) 677-2474
Alpine	Sul Ross State University	(915) 837-8124
Amarillo	Amarillo Public Library	(806) 378-3054
Arlington	University of Texas at Arlington	(817) 273-3000
Austin	Legislative Reference Library	(512) 463-1252
	Texas State Library	(512) 463-5455
	University of Texas at Austin	(512) 495-4400
	University of Texas at Austin (Tarleton Law Library)	(512) 471-7726
Beaumont	Beaumont Public Library	(409) 838-6606
	Lamar University	(409) 880-8118
Brownsville	University of Texas at Brownsville	(210) 544-8220
Canyon	West Texas A&M University	(806) 651-2205
College Station	Texas A & M University	(409) 845-8111
Commerce	Texas A & M University - Commerce	(903) 886-5716
Corpus Christi	Corpus Christi Public Library	(512) 880-7000
	Texas A & M University at Corpus Christi	(512) 994-2623
Dallas	Dallas Public Library	(214) 670-1400
	Southern Methodist University	(214) 768-2331
Denton	Texas Woman's University	(940) 898-2665
	University of North Texas	(940) 565-2870
Edinburg	University of Texas - Pan American	(210) 381-3306
El Paso	El Paso Public Library	(915) 543-5413
	University of Texas at El Paso	(915) 747-5683
Fort Worth	Fort Worth Public Library	(817) 871-7706
	Texas Christian University	(817) 921-7669

Source: <http://www.tsl.state.tx.us/statepubs/depositories.html>

**FY '02 SEMI-ANNUAL HUB REPORTS AVAILABLE AT
TEXAS STATE DEPOSITORY LIBRARIES**

ATTACHMENT #1 to ANNUAL HUB REPORT

CITY	LIBRARY NAME	PHONE NUMBER
Houston	Houston Public Library	(713) 247-2700
	Rice University	(713) 527-4022
	Texas Southern University	(713) 527-7147
	University of Houston	(713) 743-9800
	University of Houston at Clear Lake	(713) 283-3930
Huntsville	Sam Houston State University	(409) 294-1613
Kingsville	Texas A & M University at Kingsville	(512) 595-3416
Laredo	Texas A & M International University	(210) 326-2400
Lubbock	Texas Tech University	(806) 742-2261
Nacogdoches	Stephen F. Austin State University	(409) 468-4101
Odessa	Ector County Library	(915) 332-6502
	University of Texas of the Permian Basin	(915) 552-2371
Prairie View	Prairie View A & M University	(409) 857-2012
Richardson	University of Texas at Dallas	(214) 883-2950
San Angelo	Angelo State University	(915) 942-2222
San Antonio	Saint Mary's University	(210) 436-3441
	San Antonio Central Library	(210) 207-2500
	Trinity University	(210) 736-8121
	University of Texas at San Antonio	(210) 691-4570
San Marcos	Southwest Texas State University	(512) 245-2133
Stephenville	Tarleton State University	(817) 968-9246
Tyler	University of Texas at Tyler	(903) 566-7340
Victoria	University of Houston at Victoria	(512) 572-6421
Waco	Baylor University	(254) 710-1268
Wichita Falls	Midwestern State University	(817) 689-4165
OUT OF STATE	Library of Congress (State Documents Section) Exchange and Gift Division Washington, DC 20540	(202) 707-5243

Source: <http://www.tsl.state.tx.us/statepubs/depositories.html>

ATTACHMENT 2

HUB REPORTING PROCEDURES

TABLE OF CONTENTS HUB Reporting Procedures

General Information	2
Reporting Format for The Semi-Annual and Annual HUB Reports	2
State of Texas Unadjusted HUB Goals	6
Multiple PIN/VID Numbers	6
HUB Application Processing Timelines	7
HUB Certification and Compliance Procedures	7
HUB Certification Application (<i>Dated 03/02</i>).....	8
Expenditure (Object) Codes Included in HUB Report (<i>Updated 01/02</i>).....	9
Reporting of Supplemental Summary Letter (<i>Optional</i>)	11
Sample Supplemental Summary Letter.....	12
Reporting Supplemental Reports.....	13
HUBs Participating in State Bond Issuances	13
HUBs Submitting Bids/Proposals.....	13
Number of Contracts Awarded to HUBs & Total Agency Contracts	13
Supplemental Timelines	14
Supplemental Report Form (<i>Revised 01/02</i>).....	15
Electronic Submission of Payment Data.....	16
Special Initiative Regarding Draft Reports (<i>Updated</i>)	17
Reporting of Treasury Funds	18
Reporting of Non-Treasury Funds	18
Reporting of Term Contracts	20
Reporting of Subcontractor Funds	20
Avoiding HUB Subcontract Discrepancies	22
Example Scenarios for Submitting HUB Subcontracting Data	22
Department of Information Resources (DIR) Purchases	23
Texas Public Finance Authority (TPFA)	23
Reporting of Procurement Card HUB Purchases	24
Reporting of Group Purchases Program	25
HUB Strategic Plan Progress Reports (<i>Updated</i>)	27
HUB Report Order Form (<i>Updated 04/02</i>).....	28
Contact List	29
Attachments (A - C)	

HISTORICALLY UNDERUTILIZED BUSINESS (HUB) REPORTING PROCEDURES

GENERAL INFORMATION

According to the Texas Government Code, Title 10, Subtitle D, Section 2161, the Texas Building and Procurement Commission is responsible for managing the State's Historically Underutilized Business (HUB) Program for ethnic minority and women-owned businesses. TBPC, along with the Comptroller of Public Accounts, is required to prepare a 6-month (Semi-Annual) and a 12-month (Annual) statewide-consolidated HUB Report of total expenditures. The report identifies the purchases in six (6) procurement categories described as Heavy Construction, Building Construction, Special Trade, Professional Services, Other Services and Commodities. The report also identifies total dollar amount of contracts awarded, the total dollar amount of contracts awarded to Non-HUBs, and the total dollar amount of contracts awarded to TBPC-certified HUBs by each state agency and institution of higher education. This report must be submitted to the Governor, the presiding officer of each House of the Legislature, the members of the Legislature, and the Joint Committee.

REPORTING FORMAT FOR THE SEMI-ANNUAL AND ANNUAL HUB REPORTS

The HUB Report is printed on 8 1/2" x 11" paper. The format for the HUB Report reflects six (6) procurement categories and six (6) unadjusted HUB goals which are further broken down into "Adjusted HUB Goals" and "Other HUB Goals". The report shows one agency per individual page. The approved-Comptroller assigned object (expenditure) codes included in compiling the HUB Report are identified on **Attachment A**.

The Semi-Annual and Annual HUB Reports are now available for a fee through an ordering process. The statewide HUB report is also available on the Internet via the following web address: http://www.tbpc.state.tx.us/hubbid/hub_report/fy2/index.html.

Legislation mandates that the HUB Report contains total expenditure data for all funds: treasury, non-treasury (local funds), subcontract and procurement card data. Each agency and institution of higher education is held accountable for the data reported by their respective agency or institution. **Treasury** data will be reported to the TBPC by the Comptroller's Office for each agency and institution of higher education. **Non-treasury** data, **subcontract** data, and **procurement card HUB purchases** must be reported to the TBPC by each agency and institution of higher education. TBPC will receive the expenditure data as an e-mail attachment in either an ASCII or text format. The TBPC's established reporting format is outlined within these procedures. The expenditure data received will be merged to compile the HUB Report.

The following object codes will be excluded: Object codes for benefits, claims and judgments, interfund transfer, interagency payments, investments, other expenses (7071-7806), payment of interest, payment of principal, public assistance payments, rentals and leases, utilities, salaries, wages, travel, grants, scholarships, real estate purchases, rights-of-way, emergency abatement response, "NONE", "BOND", object codes 7297 and 7421. See **Attachment A** or visit our website at http://www.tbpc.state.us/hubbid/hub_report/fy2/atcha.html for a list of Comptroller-assigned object codes used in compiling the HUB Report. These codes have been identified in the Texas Disparity Study conducted by the National Economic Research Associates, Inc. (NERA) and administered by the Comptroller's Office. Interagency payments made to other state agencies and institutions of higher education are excluded when an agency uses the Comptroller-assigned identification number for payments. **This does not include the agency's Comptroller-assigned federal identification number.** The agency's assigned identification number is in the following format: prefix digit (one digit), base number (nine digits), check digit (one digit), and mail code (three digits). The 9-digit base number for all state agencies and institutions of higher education is the 3-digit agency code repeated three times.

EXAMPLE:

TBPC's Comptroller assigned PIN is 3-303303303-7. The last digit is a check digit (mode ten calculation assigned by the computer). Please call the Comptroller's Payee Section at (512) 463-3660 for check digit information. In addition, payments to Texas Industries for the Blind and Handicapped (TIBH) using vendor identification number 1-741976051-1 are also excluded.

The **treasury, non-treasury, subcontract, and term contract** data received for the 6-month reporting period (September 1, 2001 - February 28, 2002) for Fiscal Year 2001 (FY '02) Semi-Annual HUB Report will be consolidated and programmed by TBPC. The system will electronically cross reference the State's certified HUB Directory to search for the first 11 digits of the Vendor Identification Number (VID). All PIN/VID number matches will be used to record each agency's and institution's total dollar amount of contracts awarded to certified HUBs. The FY '02 Semi-Annual HUB Report will show the total expenditures with all vendors, the total spent with Non-HUBs, and the total spent with certified HUBs for each state agency, institution of higher education, and the State as a whole. For compiling the HUB Report, minority women certified as HUBs will be counted as an ethnic minority. The "Woman" category will include all American Women other than Black, Hispanic, Asian Pacific, or Native American. The TBPC HUB Certification Directory tracks businesses by ethnicity and gender.

Data for the consolidated total expenditures, (treasury, non-treasury, subcontracting, delegated, open market, term contracts, emergency, proprietary, catalogue, exempt, etc.) must be reported to the TBPC according to these reporting procedures and legislative mandated timelines. The summary of these payments will form the total expenditure for each agency from which the percentage of the HUB purchases is derived. If the due date for HUB Report data is on a weekend (i.e., Saturday or Sunday), all data will be due on the weekday (Friday) prior to the weekend.

Statewide Reporting Period	6 Month Report (Semi-Annual)
Submit data paid during this range	September 1 through February 28 or 29 (Current FY)
HUB Report data submittal timeline	March 15 (Current FY)
HUB Report available after	April 15 (Current FY)
Statewide Reporting Period	12 Month Report (Annual)
Submit data paid during this range	September 1 through August 31 (Entire Current FY)
HUB Report data submittal timeline	September 13 (Current Annual Year)
HUB Report available after	October 14 (Current Annual Year)

Data Included in HUB Report:

- ◆ **Expenditure Codes** - Only records with allowed object codes are processed (See Attachment A) of these procedures for a list of Procurement Categories to be used for compiling the HUB Report.
NOTE: The only exception is 7391(Central Supply Store) which may only be used by agency 303 (TTBPC).
- ◆ **Treasury** - The total expenditure data reported is based on funds maintained in the State Treasury which are paid through and reported by the Comptroller's Office to the TBPC for each state agency or institution of higher education.
- ◆ **Non-Treasury** - The total expenditure data reported is based on funds paid, compiled and reported to TBPC by the contracting state agency or institution of higher education which are not maintained in the State Treasury (i.e. local funds).
- ◆ **Sub-Contractor** - The data reported is based on payments made by a Non-HUB Prime Contractor, Vendor or Supplier under contract with a state agency or institution of higher education to a HUB Subcontractor certified by TBPC. The contracting state agency or institution of higher education must report this subcontracting data to TBPC. If the Prime Contractor is a HUB contractor/vendor, it must perform at least 25% of the total value of the contract with its own or leased employees, as defined by the Internal Revenue Service, in order for the agency to receive 100% HUB credit for the entire contract. If the Prime Contractor is a HUB, then the agency should NOT report the HUB subcontracting although it is tracked. If the agency also reported the HUB Subcontracting by the HUB Prime Contractor then the agency would be getting double HUB credit. The Prime HUB contractor/vendor may subcontract up to 75% of the contract with HUBs or non-HUB subcontractors.

If the HUB Prime Contractor's subcontracting plan identifies that it is planning to perform less than 25% of the total value of the contract with its own employees, the agency will receive HUB credit for the value of the contract that was actually performed by the prime HUB Prime Contractor.

The object code reported for a HUB Subcontractor payment should be based on the object code used to pay the Non-HUB Prime Contractor. Therefore, when an agency or institution is reporting HUB Subcontractor data, the agency must report the HUB Subcontractor payment identifying the same object code used to pay the Non-HUB Prime Contractor. The Non-HUB Prime Contractor pays the HUB

Subcontractor from the payments received from the agency or institution. TBPC uses the total paid within an object code to identify the Non-HUB Prime dollars spent and derive a percentage for HUB Subcontracting. As a rule, the total paid to the HUB Subcontractor should not exceed the total paid to the Non-HUB Prime Contractor. If the object code total for the HUB Subcontractor amount reported is greater than the grand total for the same object code, the HUB subcontracting records will be identified as inaccurate and will be rejected.

- ◆ **DIR Data** - Data is reported by the Comptroller's Office on behalf of the Department of Information Resources (DIR) for each agency or institution of higher education that purchases goods and services through DIR's Cooperative Contracts Program. An agency or institution of higher education reporting non-treasury funds should not report DIR purchases. The Comptroller will report these purchases for each agency or institution. If non-treasury funds are used to pay DIR, DIR will receive these funds and deposit them in the State Treasury. The payments to the vendors will then be made by DIR with treasury funds. DIR staff enters the purchasing agency's or institution's number, in the USAS "comp/agy obj" field. The Comptroller's Office pulls the purchasing agency's or institution's number from the field and replaces DIR's agency number 313 for all purchases made through DIR's Cooperative Contracts Program. This will include the reporting of the agency's or institution's non-treasury purchases as well as the treasury data, as a DIR purchase.
- ◆ **TPFA Data** - Reported by the Comptroller's Office on behalf of the Texas Public Finance Authority (TPFA) for each agency or institution of higher education who finance large purchases through TPFA. The TPFA staff enters the purchasing agency's or institution's 3-digit number participating in the master lease-purchasing program into the USAS "comp/agy obj" field. The Comptroller's Office pulls the purchasing agency's number from the "comp/agy obj" field and replaces TPFA's agency number 347 for all master lease purchases made out of Fund 735 Appropriation 05755 by the Texas Public Finance Authority. The Comptroller's Office then reports it to TBPC with the treasury data.
- ◆ **Interagency Payments** - Interagency Payments are excluded if the agency's or institution's Comptroller-assigned identification (PIN) number is used for payment, NOT the federal identification number. The 9-digit base number for all state agencies/institutions is recognized as agency's 3-digit agency code which is then repeated three times as shown in the example below:

EXAMPLE:

TBPC's Comptroller assigned PIN is 3-303303303-7. The last digit is a check digit (mod ten calculation assigned by the computer). Please call the Comptroller's Payee Section at (512) 463-3660 for check digit information. Payments to Texas Industries for the Blind and Handicapped (TIBH), vendor identification number 1-741976051-1 are excluded provided that the VID listed here is used for the payment.

- ◆ **Term Contract** - If the payment is identified as a Term Contract, it is excluded from each agency's/institution's total expenditure base and shown as a separate line item. In accordance with legislation, Term Contracts will be subtracted from each agency's/institution's base totals and will be shown under TBPC's Central Procurement Services. Purchase Category Codes (PCC) identify Term Contracts. The Vendor Identification (VID) is also verified as a term contract vendor against TBPC purchase order history file. Listed below are the PCCs used to identify a term contract:
 - A** - Purchase of items from TBPC term contracts using the TBPC automated purchasing system (Automated purchase orders). See TBPC Rule 1 TAC 113.10 - TBPC Term Contract Purchase.
 - B** - Purchase of a pre-scheduled bid opening date, allowing the TBPC to confirm orders for goods (e.g., calendars, groceries, fertilizer, etc.). See TBPC Rule 1 TAC 113.10 TBPC Term Contract Purchase.
 - C** - Purchases from TBPC Non-Automated Term Contracts using hard copy requisition/purchase order form rather than the automated purchasing system (Re: PCC "A"), (e.g., custom blank forms, custom printing on envelopes, paper, etc.). See TBPC Rule 1 TAC 113.10 TBPC Term Contract Purchase.
 - J** - Purchases of books and other library materials on contracts (Term Contract - Commodity Class 715). See TBPC Rule 1 TAC 113.10 - TBPC Contract Purchase.

Note 1: To report non-treasury term contracts use "A", "B", "C", or "J" as the "1 character" type of record. Non-treasury dollars are still coded "N" and non-treasury and treasury subcontracting dollars are still coded "S". Please refer to pages 17-18 of these procedures for information regarding the format for submitting non-treasury and/or subcontracting data.

Note 2: The procurement card is a payment method and its use is not to circumvent any statutory or regulatory purchasing requirement, (e.g., the use of CMBL for obtaining three bids with a minimum of two bids from HUBs and QISV purchasing procedures). Procurement card purchases using treasury funds are identified using PCC "H" (not PCC "A") and procurement card purchases using non-treasury funds are identified through payment identifier "N", and the Bank of America's (BOA) VID number. If the payment identifier or BOA's VID number is identified as a procurement card purchase, it will remain in each agency's or university's total expenditure base. The vendor identification number for the BOA procurement card changed to 1-8606452656-001 from 1-9416876654 in August 2000.

STATE OF TEXAS UNADJUSTED HUB GOALS

Since FY '96, the State of Texas no longer has an overall HUB goal. There are six procurement categories and each procurement category has an unadjusted (overall) goal which is further divided into two sub goals (adjusted HUB goal and other HUB goal), see table below. The six procurement categories and HUB goals are based on the results of the Texas Disparity Study, which was administered by the Comptroller's Office and conducted by National Economic Research Associates, Inc. (NERA) in December 1994. The Texas Disparity Study HUB goals were determined based on availability and utilization of HUBs. Texas law mandated TBPC to promulgate rules to implement the results of the study. These goals were adopted by TBPC and became effective in October 1995. The current six procurement categories for the State of Texas are Heavy Construction, Building Construction, Special Trade, Professional Services, Other Services, and Commodity Contracts. Each unadjusted HUB goal for each Procurement Category is further divided into two sub goals: Adjusted HUB and Other HUB goals as follows:

<u>Procurement Category</u>	<u>Unadjusted HUB Goal</u>	<u>Adjusted HUB Goal (Underutilized)</u>	<u>Other HUB Goal (Overutilized)</u>
Heavy Construction:	11.9%	6.6% (BL, HI, AS, AI)	5.3% (WO)
Building Construction:	26.1%	25.1% (BL, HI, WO)	1.0% (AS, AI)
Special Trade:	57.2%	47.0% (BL, HI)	10.2% (AS, AI, WO)
Professional Services:	20.0%	18.1% (BL, HI, WO)	1.9% (AS, AI)
Other Services:	33.0%	33.0% (BL, HI, AS, AI, WO)	N/A
Commodity Purchasing:	12.6%	11.5% (BL, HI, WO)	1.1% (AS, AI)

HUB Groups are identified as follows:

AI = Native American

AS = Asian Pacific American;

BL = Black American;

HI = Hispanic American;

WO = American Woman (all women excluding AI, AS, BL, and HI women).

For more details on HUB Goals (Adjusted (Underutilized) & Unadjusted (Overutilized)), please refer to the Texas Disparity Study. TBPC HUB Rules and the TBPC Chairman's letter dated September 13, 1995, regarding "Implementation of New HUB Rules, 1 TAC 111.11-111.24".

MULTIPLE PIN/VID NUMBERS

State agencies and universities will receive HUB credit for payments made to HUBs, who are actively certified by TBPC during the reporting period. This is determined by ensuring that the 11-digit VID number used for certification matches the same 11-digit VID number used for issuing the purchase order and identifying the same VID for payments.

The TBPC HUB Certification/Compliance Program uses an 11-digit **VID** number as the certification number and assigns a 5-digit vendor number. Both the 11-digit VID and the 5-digit vendor number are printed on the HUB certificate. State agencies and universities may search for HUBs by using the 11-digit VID number, the 5-digit vendor number, vendor's name, HUB Category and NIGP Commodity Codes. Please see the TBPC electronic **HUB Directory** is located at the following Internet address: <http://www.tbpc.state.tx.us/cmbl/hubonly.html>. Listed below are the two digit HUB category codes:

- 01 - Heavy Construction other than Building Contracts
- 02 - Building Construction, including General Contractors and Operative Builders
- 03 - Special Trade Construction
- 04 - Financial and Accounting Services
- 05 - Architectural/Engineering and Surveying Services
- 06 - Other Services including Legal Services
- 07 - Commodities Wholesale
- 08 - Commodities Manufacturers
- 09 - Medical

The TBPC Certification/Compliance Team accesses the Comptroller's Texas Payee Identification System (TPIS) to verify the payment history under the VID number submitted by the vendor on the HUB Certification application (**This verification does not automatically confirm the correct assigned VID**).

TBPC follows the same guidelines for VID numbers set by the Comptroller's Office based on the type of ownership. Sole proprietorships are identified by an assigned federal EIN number or a social security number. If the 9-digit base is a federal VID Employer Identification Number (**EIN**), then the prefix digit is a one (1). If the nine digit base is a **Social Security Number (SSN)**, then the prefix digit is two (2). If the 9-digit base is a **Comptroller assigned temporary number**, then the prefix digit is a three (3).

If an agency determines that there is a VID number discrepancy between TBPC's certification, the Comptroller's, and/or the agency's payment records for a vendor, the agency should notify the vendor and TBPC Certification Team at (512) 463-5872 or 1-(888) 863-5881. Research will be conducted by TBPC's Certification Team, and the vendor record will be updated accordingly. TBPC will list the most current number as the active number based upon the documentation received from the applicant for certification. Notification to the requesting agency regarding the correct VID number for the certified HUB will be rendered by TBPC's Certification Team. Once the research is complete, the Comptroller's Office and the agency's Accounting Office must also update the vendor's record by inactivating or deleting multiple or old PIN/VID numbers.

HUB APPLICATION PROCESSING TIMELINES

TBPC is committed to processing all thoroughly completed HUB applications received within 30 business days. To be certified as a HUB, the applicant must meet all the eligibility requirements under the HUB Program including active participation and control in the management of the business' affairs. Due to the high volume of applications traditionally received in the last month of the reporting periods (February and August), TBPC must implement a cut-off date in order to guarantee the processing. All thoroughly completed applications received within the timelines outlined below will be processed and included in compiling the HUB Report.

Fiscal Year Report Timelines	Agency Submittal	TBPC Application Processing
9/1/ (Current FY) - 2/28/ (Current FY)	2/15/ (Current FY)	3/15/ (Current Annual Year)
9/1/ (Current FY) - 8/31/ (Current FY)	8/15/ (Current FY)	9/14/ (Current Annual Year)

HUB CERTIFICATION AND COMPLIANCE PROCEDURES

The objective of the HUB Certification and Compliance Program is to ensure that all eligible HUBs who apply for HUB certification are certified, and those businesses are audited to maintain the integrity of the certification program. All applications received for certification or recertification are entered into TBPC's internal Certification Application Tracking Database, and are visually checked for completeness, original signatures, and the submission of all required documents. The Certification Application Tracking Database assists TBPC in determining the status of any application from the initial date of receipt to the date processed. The Certification Team makes determinations of eligibility through a certification/compliance review.

The Commission will conduct a compliance review of all applicants seeking initial certification and/or renewal of certification (if necessary). The Commission also reserves the right conduct on-site reviews based upon the following criteria:

- > **External Reporting** - Complaints received in writing from other state agencies, external customers or other political subdivisions.
- > **Random Selection** - Through an internal automated selection/function by city, county, or zip code.

Compliance reviews are conducted to determine HUB eligibility during the certification process. All applications entered into the electronic HUB Directory with a **"P" (PENDING)** status are not approved and will not be included or counted on the HUB Report. **The "P" status will be changed to "A" (ACTIVE) after the compliance review is completed and a determination is rendered that the business is eligible.**

After the Certification/Compliance Team has completed the compliance review, all applicants/businesses are given the opportunity to appeal the Commission's determination of ineligibility (denial/revocation) within 30 days. Applicants that do not appeal within the time allotted will become inactive and identified with status code **"X" (AUDIT REMOVAL)** in the HUB database. Questions regarding the reasons for audit removal should be directed to the HUB Certification/Compliance Team at (512) 463-3419.

To determine if an agency or an institution of higher education is to **receive HUB credit**, the HUB Reporting Program identifies HUBs as follows:

- ◆ **HUB CREDIT** - If a payment made to an 11-digit VID is identified as a TBPC-Certified HUB, it is added to the total expenditure column and either the "Adjusted" HUB column or the "Other" HUB column.
 - Agencies will receive HUB credit for all records with approved code 'A', regardless of expiration dates.
 - Agencies will receive HUB credit for all records with the status code of "D, G, I, M, O, V, X" and the **date off is within the fiscal year** or reporting period (i.e. 9/1 - 8/31 of the current fiscal year) then the agencies will receive HUB credit.

To determine if an agency or an institution of higher education is **not to receive HUB credit**, the HUB Reporting Program identifies HUBs as follows:

- ◆ **NO HUB CREDIT** - If a payment made to an 11-digit VID cannot be identified as a HUB, then the amount is added to the total expenditure column and the Non-HUB column.
 - Agencies will not receive HUB credit for all records with the status code of "P, R or N"
 - Agencies will not receive HUB credit for all records with the status code of "D, G, I, M, O, V, X" and the **date off is outside reporting period** (i.e. 9/1 - 8/31 of the previous fiscal year) then the agencies receive NO HUB credit.

If a HUB vendor is certified at anytime during a reporting period, (i.e. 9/1 - 8/31), an agency will receive HUB credit for the entire fiscal year (retroactive). In addition, if a vendor is decertified at any time during the reporting period (i.e., beginning, middle or end of the fiscal year), your agency will still receive HUB credit for the entire fiscal year.

There are eleven Status Codes in the TBPC HUB Directory. These status codes are identified below:

A – Active	I - INACTIVE TxDOT	R - Rejection
D - Decertified TxDOT	M - Mail Returned	V - Vendor Requested Removal
G – Graduated	N - Not HUB	X - Audit Removal
O - Old VID	P- Pending a Review	

HUB CERTIFICATION APPLICATION (DATED 03/02)

TBPC implements a HUB application process that corresponds with the on-line CMBL registration process as mandated by legislation. This linkage of HUB application information to CMBL registration ensures accuracy and similarity of vendor profile information for both programs. TBPC's full-level certification program requires all businesses to submit documentation to determine their eligibility. Businesses certified under the full-level certification program are approved through an on-site or a desk audit compliance review. The full-level certification program is consistent with other reputable certification entities and will assist TBPC in developing a reciprocal certification initiative.

Required Documentation: Texas Government Code, Chapter 2161, authorizes the Commission to establish HUB Rules and procedures for the implementation of the HUB Certification and Compliance Program. In accordance with TBPC's adopted HUB Rules, Section 111.17 (b), "If requested by the Commission, the applicant must provide any and all materials and information necessary to demonstrate active participation in the control, operation, and management of the historically underutilized business." A legible copy of each document outlined on page 7 and 8 of the HUB application titled "Required Documentation for HUB Certification" must accompany Section II of the application for the business structure as identified:

Sole Proprietorship / Self Employed:

A Business structure solely owned 100% percent by one individual identified within the eligible HUB groups, regardless of the employment of additional staff.

Partnership:

At least two or more persons, who are identified within the eligible HUB groups, own 51% percent of the assets or interest. Individuals must have proportionate interest and demonstrate active participation in the partnership's affairs.

Corporation: At least one or more persons within the eligible HUB groups own 51% percent of all classes of stock or equitable securities.

Joint Venture: Each entity involved in the joint venture must meet HUB eligibility requirements for certification (i.e., if a joint venture is made up of two sole proprietorships, each sole proprietorship will submit separate documents to identify themselves as such).

Other Legal Recognized Business Entities: Under the Laws of the State of Texas these are businesses created for the purpose of making a profit in which 51% percent of the assets and interest or class of stock and equitable securities are owned by one or more persons within the eligible HUB groups. For example: (i.e. Limited Liability Companies/Corporations, Limited Liability Partnerships).

In accordance with House Bill 625, 75th Legislative Session, codified at Section 552.127 (a), Texas Government Code, documentation submitted in conjunction with a HUB certification and compliance review is exempt from public disclosure.

Vendors may now register on-line for the Centralized Master Bidders List (CMBL) at <http://www.tbpc.state.tx.us/cmb1/index.html> and download Historically Underutilized Business (HUB) applications with instructions at <http://www.tbpc.state.tx.us/hubbid/hubappl.pdf>.

EXPENDITURE (OBJECT) CODES INCLUDED IN HUB REPORT (ATTACHMENT A - Updated 01/02)

Expenditure (Object) codes have been updated to reflect new, deleted, and revised object codes. To facilitate HUB Reporting, additional expenditure (object) codes have been added and some expenditure (object) code descriptions have been revised to reflect actual descriptions determined by the State Comptroller's Office. For more information regarding new and/or deleted expenditure (object) codes, access the State Comptroller's Website at <http://www.window.state.tx.us/comptrol/san/fm.notices.date.html/fm01/fm01-83.html>. In addition, expenditure (object) codes can be accessed via the State Comptroller's Office *Manual of Accounts* at http://www.window.state.tx.us/comptrol/san/fm_manuals/cma/cma01pdf/cma01_toc.html.

Object codes included in the HUB Report were reviewed and developed by a subcommittee of the HUB Cooperative Committee, which evaluated all existing Comptroller object codes. The subcommittee reviewed each object code definition and made a determination whether to include or exclude the object code. The selection criteria allows and includes all object codes that pertain to the purchase of goods, services, and public works contracts and excludes all object codes that pertain to benefits, claims and judgments, interfund transfers, interagency payments, investments. Other expenses (7071-7086), payments of interest, payments of principal, public assistance payments, rentals and leases, utilities and salaries, wages, travel, grants, scholarships, real estate purchases, rights-of-way, emergency abatement response, "NONE", "BOND", and object codes 7297 and 7421. Total expenditures are awarded contracts with allowable object codes, which are actually paid from treasury and non-treasury funds. This includes delegated, open market, term contract, proprietary, emergency, and exempt purchases.

In December 1994, the National Economic Research Associates, Inc. (NERA) conducted the Texas Disparity Study and presented a report to the Texas Legislature as mandated by H.B. 2626, 73rd Legislature. Within this report, NERA used a list of object codes and corresponding procurement categories to conduct the study, which identified results of State agencies' expenditures and utilization with HUBs. The TBPC includes only the object codes used in the Texas Disparity Study as part of the HUB Report and excludes those codes and categories, which were not included.

IMPORTANT NOTE: TBPC requires that each state agency and institution of higher education obtain joint agreement and approval from the TBPC (HUB Reporting Section) and the Comptroller's Office, Claims Division when requesting changes to the approved/included list of object codes. The requesting agency or institution of higher education should make the object code change request to the TBPC HUB Reporting Section and copy the Comptroller's Office, Claims Section. If requesting a new object code, the request should be made to the Comptroller's Office, Claims Section and copy the TBPC HUB Reporting Section.

TBPC and the Comptroller's Office will then make the determination about whether the change to the object code or the new object code should be included or excluded in the HUB Report. It is the intent of the TBPC to include only those object codes that have been identified within the 1994 State of Texas Disparity Study. Likewise, it was never the intent of the statute (H.B. 2626) to exclude any contract opportunities, which may be categorized under an excluded object code. TBPC and the Comptroller's Office developed an automated HUB Report using the existing resources available through the current system. The system is consistent and measures all agencies equally. For the purpose of the HUB Report, an object code is either entirely included or entirely excluded. Therefore, if a contract is awarded under an excluded object code, then HUB credit cannot be received because the contract dollars are not part of the agency's or institution's total expenditures. TBPC encourages agencies to seek creative options to report good faith efforts and contract opportunities from the excluded object codes. It may require an agency or institution to shift from the current way of coding an excluded contract by breaking down the contract and using included object codes for coding part of the contract. See the examples below:

Example #1 - 7666 - Medical Services and Specialties - The Texas Department of Health (TDH) has a large client service contract with National Heritage Insurance Company (NHIC). NHIC is the Health Care Financing Program's Prime Contractor for processing insurance claims for the Texas Medicaid Program. This contract is classified under object code 7666 (an exempt code). NHIC subcontracted part of the contract with a HUB. Since the NHIC contract is not part of the base for this agency's or institution's total expenditures, HUB subcontracting cannot be reported. In order for TDH to receive HUB subcontracting credit, all expenditures under 7666 must be included, not just the NHIC contract. This would adversely affect TDH's overall percentage and would greatly influence other state agencies as well. For example, the NHIC contract could be coded as follows:

If the NHIC contract was a \$10 million dollar contract and the actual payments made by NHIC to clients for medical reimbursements was \$7 million, the remaining \$3 million would be the amount paid to NHIC for administering this client reimbursement contract. TBPC proposes that only \$7 million (actual client reimbursements) should be coded as 7666. The other \$3 million should be coded under an object code from the included list of objects codes used to compile the HUB Report which will best describe the service that NHIC is performing. All questions regarding expenditure codes should be directed to the Comptroller's Office, Claims Division at (512) 463-4850. Any other contracts with related administrative fees must be included under the same selected object code so that TDH can hold NHIC accountable for subcontracting with HUBs. TDH can then submit the HUB subcontractor dollars and receive credit on the HUB Report.

Example #2 - 7462 - Rental of Office Buildings or Office Space - The Texas Department of Human Services (TDHS) has very large leasing contracts throughout the State. The expenditure (object) code for leasing (7462) is currently exempt from the HUB Report. However, within a lease contract, there are contracting opportunities where a good faith effort could be made. A lease contract can be broken down to reflect the actual services performed within the contract. For example, at a minimum, the following object codes could be used to report services included in a full lease or a net lease contract: **7277 - Cleaning Services; 7271 - Real Property - Land - Maintenance and Repair - Expensed, 7266 - Real Property Buildings - Maintenance and Repair - Expensed.**

It is an agency's or institution's responsibility to make a minimum good faith effort of 20% by providing contract opportunities to HUBs. Prime Contractors should also be held responsible and accountable for making a 20% good faith effort by providing contract opportunities to HUBs. Breaking down the lease contracts with these included expenditure codes allows TDHS to hold the lessor accountable for subcontracting with HUBs. TDHS can now be measured on all transactions that are within the included expenditure codes and receive full credit through the HUB Report for their committed efforts. **All subcontracting must be reported under the same object code in which the Prime Contractor was paid.**

SUPPLEMENTAL SUMMARY LETTER (Optional)

In accordance with TBPC Rule 111.13 §(d), a state agency may also demonstrate good faith efforts under this section by including a supplemental letter with documentation as prescribed by the Commission:

1. Identifying the percentage of contracts awarded to women and/or minority-owned businesses that are not certified as HUBs;
2. Demonstrating that a different goal from that identified in §(b) of this section was appropriate given the agency's mix of purchases;
3. Demonstrating that a different goal was appropriate given the particular qualifications required by an agency for its contracts; or
4. Demonstrating that a different goal was appropriate given that graduated HUBs cannot be counted toward the goal.

The summary letter must outline an agency's or institution's good faith efforts regarding procurement opportunities for HUBs. The summary letter should provide a comprehensive representation of the entity's efforts and may address any unique purchasing requirements not directly reflected within the totals and percentages. **This letter may also document the use of graduated HUBs no longer certified by the TBPC and the dollar amount of actual payments made.** The format of the summary should be as follows:

- ◆ The **one page** supplemental summary letter must be an original on agency letterhead paper (standard 8½ x 11);
- ◆ The first line should be the title line, which should include the agency's 3-digit number. For example:

"Supplemental Summary for FY '02 Semi-Annual or (Annual) HUB Report Format"

- ◆ Please do **not** include attachments, one page only;
- ◆ Do **not** include date, address, or salutation line;
- ◆ Suggested font size should **not** be less than "10 point". The margins should be at least 1.5 inches;
- ◆ The supplemental summary letter must be in portrait print view;
- ◆ The agency's or institution's President, Commissioner, Board Member, Executive Director or Purchasing Director must sign the summary letter;
- ◆ The agency address, phone number and/or e-mail address should be listed in the body of the letter or contained in the letterhead;
- ◆ A point of contact and phone number should be included in the body of the letter;
- ◆ An original, unfolded, unstapled supplemental summary letter must be submitted to the TBPC HUB Reporting Coordinator, for inclusion in the HUB Report by March 15th or September 14th.

**** (Please do not submit your agency's supplemental letter to the TBPC HUB Systems Analyst).**

Summaries of a negative tone towards another governmental agency will NOT be published. The subject of the summary must be directly related to your agency's Outreach and Good Faith Efforts. Again, this **one page** supplemental summary letter is not mandatory but if submitted, it must be according to these guidelines and the timelines listed. See a sample summary letter on the following page.



Texas Department of Transportation

DEWITT C. GREER STATE HIGHWAY BLDG. • 125 E. 11TH STREET • AUSTIN, TEXAS 78701-2483 • (512) 463-8585

Supplemental Summary for FY 2001 Semi-Annual HUB Report For Agency No. 601

Agency Name Texas Department of Transportation (TxDOT)

Agency Number 601

The Texas Department of Transportation (TxDOT) is a recipient of federal funds from the U.S. Department of Transportation (U.S. DOT). U.S. DOT requires its recipients to establish a Disadvantaged Business Enterprise (DBE) Program. The DBE program has more stringent eligibility and reporting requirements and it impacts the Departments ability to meet adjusted HUB goals. As an example, the HUB firms certified by the General Services Commission (GSC) are unable to be certified as a DBE. The DBE program requires that the DBE owners submit a personal net worth affidavit. The personal net worth affidavit requires the DBE owners to identify all of their assets and liabilities. This requirement has caused a number of DBEs to drop from the program. The DBE program also has more stringent requirements in reporting awards made to DBEs. DBE credit is limited to regular dealers of materials (60% credit) and brokers (fees and commission only). TxDOT will continue to strive to provide opportunities for all groups identified in the DBE and HUB program throughout the State of Texas. Since September 1, 2000 through February 28, 2001, TxDOT participated in twenty-seven (27) conferences hosted by organizations such as the Texas Association of Mexican-American Chamber of Commerce, Women in Construction, Texas Association of African-American Chamber of Commerce, etc.

An important factor that impacts TxDOT HUB statistics is that we have graduated 54 firms from the DBE program. As shown in **Attachment 1, page 2**, for the time period from September 1, 2000 to February 28, 2001, TxDOT awarded **\$29,049,294.02** to firms that have graduated from the program. Also TxDOT prime contractors have paid an **additional \$1,332,593.86** to former HUBs who have decided one way or another not to renew their HUB certification. The report showing these companies is also attached and is found in **Attachment 3, page 5**.

In accordance with Article IX of the 1998-99 General Appropriations Act, Section 124, Subsection 6, TxDOT reports to the General Services Commission (GSC) all HUBs submitting bids and/or proposals and receiving prime awards. **Attachment 2 – page 4** provides the number of HUBs classified by ethnic group status that have submitted bids and have received prime awards for the acquisition, construction, equipping, or operational implementation of state facilities or program. The attached information in page 4 represents bids submitted for Heavy Construction that includes all roadway maintenance proposals and all local let maintenance projects at the District level. This bid count also includes all proposals and bids submitted for Building Construction and Professional Service Contracts (Engineering, Surveying, Architect, Lab, and other non-engineering consulting services). Purchase order commodities bid and award information is now available from TxDOT's Automated Purchasing System and is reflected in the bid and awards counts of this report.

Juan Vega, Manager
Goal Setting & Data Report Branch
Business Opportunity Program Section
Construction Division

James Dossett, Director
Business Opportunity Program Section
Construction Division

SUPPLEMENTAL REPORTS (Required)

The Legislature has established reporting requirements for state agencies and institutions of higher education on contracting with HUBs. Pursuant to Senate Bill 178 codified in the Texas Government Code, Section 2161.122 § (c) state agencies shall report to the Texas Building and Procurement Commission (TBPC), the following information classified by group status as defined in Texas Government Code, Title 10 Subtitle D, Chapter 2161.001 § (3) by ethnicity and gender.

HUBS PARTICIPATING IN STATE BOND ISSUANCES (REQUIRED)

1. Number of HUBs participating in state bond issuances (applicable to State of Texas Bond Issuers). This applies to agencies listed at the following Internet address: <http://www.brb.state.tx.us/brbpages/bfo/issuers.html>. State agencies and institutions of higher education who issue bonds are required to report to the (TBPC) the number of HUBs who participated in the agency's bond issuance, classified by group status. An authorized agency representative must sign the report (see next page for reporting format).

HUBS SUBMITTING BIDS/PROPOSALS (REQUIRED)

2. Number of HUBs submitting bids and/or proposals for the acquisition, construction, equipping, or operational implementation of state facilities or programs. State agencies and institutions of higher education are required to report to TBPC the number of HUBs submitting bids and/or proposals for the acquisition, construction, equipping, or operational implementation of state facilities or programs. An authorized agency representative must sign the report. This report is not limited to construction or facilities, but tracks all HUB bids and proposals received (not HUB bids solicited or HUB Bids awarded) for the purchase of goods and services are included (see next page for reporting format). The number of bids (quotes or offers) and proposals to include and document in this reporting requirement are:

- Delegated Purchases (informal (telephone) & formal (written)) Bids
- Open Market (Commodity & Services) Bids
- Qualified Information System Vendor (QISV)/Catalogue Bids
- Request for Proposals/Competitive Sealed Proposals
- Emergency Bids
- Proprietary Bids
- Term Contract Bids (if applicable).

3. NUMBER OF CONTRACTS AWARDED TO HUBS (REQUIRED)

State agencies and institutions of higher education are required to report to TBPC the number of Contracts Awarded to HUBs for the acquisition, construction, equipping, or operational implementation of state facilities or programs.

New Definition for Contracts awarded - "Contracts reported to the Commission for the purpose of HUB Reporting will be defined as purchases for goods or services that have gone through a competitive bidding process and have been awarded. Agencies should not count purchase orders unless they have gone through a competitive bidding process. For the purposes of reporting contracts, agencies should not report purchases that were made using the state procurement card. These purchases are not individual contracts for the purpose of HUB Reporting. Individual requisitions against a blanket purchase order or against an IDQ (Indefinite Delivery Quantity) should not be counted as individual contracts. Agency spot and emergency purchases, which would otherwise be competitively bid, should be reported as individual contracts." (TBPC and SAO references)

An authorized agency representative must sign this report. This report is not limited to construction or facilities, but tracks all Contracts awarded to HUBs for the purchase of goods and services. The number of contracts awarded to include in this reporting requirements are:

- Delegated Purchases (informal (telephone) & formal (written))
- Open Market (Commodity & Services)
- Qualified Information System Vendor (QISV)/Catalogue
- Request for Proposals/Competitive Sealed Proposals
- Emergency
- Proprietary
- Term Contract Bids (if applicable).

4. NUMBER OF AGENCY CONTRACTS AWARDED TO HUBs AND NON-HUBs (Required)

***Additional Information Requested** - In addition to reporting contracts awarded to HUBs, TBPC requires that all agency contracts awarded be reported (HUBs and Non-HUBs). Supplemental forms are available on the Internet at the following website:
http://www.tbpc.state.tx.us/hubbid/hub_report/fy2/hubpro.html#supplemental_reports_form.

SUPPLEMENTAL LETTER AND SUPPLEMENTAL REPORTS TIMELINES

Fiscal Year Report Timelines	Supplemental Reports & Letters	HUB Report Available
9/1/(Current FY) - 2/29/(Current FY)	3/15/(Current FY)	4/17/ (Current FY)
9/1/(Current FY) - 8/31/(Current FY)	9/14(Current Annual Year)	10/15/(Current Annual Year)

Note: The HUBs State Bond Issuances Report, the HUB Bids and Proposals Received Report, and the Number of Contracts Awarded to HUBs Report, and Number of Total Agency Contracts (HUBs and Non-HUBs) Report may be mailed or faxed to (512) 305-9072 or (512) 463-7073. Mail your reports and supplemental letters to:

US Mail Delivery
 Texas Building & Procurement Commission
 Central Services Building (CSB)
 Attn: Arlene L. Youngblood
 TBPC HUB Reporting Coordinator
 P.O. Box 13047
 Austin, Texas 78711-3047

Hand Delivery/Overnight Delivery/Interagency Mail
 Texas Building & Procurement Commission
 Central Services Building (CSB)
 Attn: Arlene L. Youngblood
 TBPC HUB Reporting Coordinator, 3rd Floor, Room 30
 1711 San Jacinto Blvd.
 Austin, Texas 78701

Note: The TBPC will be working collectively with the Comptroller's office to identify a tracking mechanism in the USAS to track the contracts of each agency.

SUPPLEMENTAL REPORTING FORM

HUBs Participating in State Bond Issuances (REQUIRED) (Applicable to State of Texas Bond Issuers Only) Fiscal Year ___ Semi-Annual or Annual

Agency Name _____

Agency Number _____

Ethnic and Gender Categories	AS		BL		HI		AI		WO	Total
	M	F	M	F	M	F	M	F	F	
Number of HUBs participating in state bond issuances										

Authorized Signature

Phone Number

Printed Name

Title

Date

HUBs Submitting Bids and/or Proposals (REQUIRED) (Applicable to all state agencies & institutions of higher education.) Fiscal Year ___ Semi-Annual or Annual

Agency Name _____

Agency Number _____

Ethnic and Gender Categories	AS		BL		HI		AI		WO	Total
	M	F	M	F	M	F	M	F	F	
Number of HUBs Bids/ Proposals Received:										

Authorized Signature

Phone Number

Printed Name

Title

Date

Number of Contracts Awarded to HUBS (REQUIRED) (Applicable to all state agencies & institutions of higher education.) Fiscal Year ___ Semi-Annual or Annual

Agency Name _____

Agency Number _____

Ethnic and Gender Categories	AS		BL		HI		AI		WO	Total
	M	F	M	F	M	F	M	F	F	
Number of HUBs Contracts Awarded										
Number of Agency Contracts Awarded (HUBs and Non-HUBs contracts)	Grand Total for your Agency on this entry									

Authorized Signature

Phone Number

Printed Name

Title

Date

AI = Native American
WO = Woman

AS = Asian Pacific
F = Female

BL = Black
M = Male

HI = Hispanic

ELECTRONIC SUBMISSION OF PAYMENT DATA

State agencies and institutions of higher education with non-treasury funds, which **are not maintained** in the State Treasury (i.e. local funds), subcontracting, group purchasing, term contract, or procurement card purchases are **required** to submit payment data to TBPC. The Payment data to compile the HUB Report, **must** be submitted as an e-mail attachment to Victor Villegas, Systems Analyst. Below are instructions for submitting payment data as well as some additional information needed for accurate record keeping and for confirming receipt of data by TBPC.

I. Format of Electronic Data

The electronic payment information for the HUB Report **must be saved in ASCII or text format**. It is preferable that you put all of your payment data in one file, however, multiple files are acceptable, just be sure to indicate that you are submitting more than one file so we can make sure **ALL** the data submitted is included in the report. The payment data must be stored in the following sequence:

Agency Code	5 characters	Fill with leading zeroes
VID	11 characters	No dashes, spaces, or alpha characters allowed
Vendor Name	20 characters	Uppercase, with trailing spaces (no tabs, or special characters)
Object Code	4 characters	The 4-digit object code must be on the approved/included list of object codes
Dollar Amount	12 characters	Fill with leading zeroes, first 9 are whole dollars, next is a period, last 2 decimals, if negative replace the <u>first leading zero with a dash ("-")</u>
Type of Record	1 character	'N' for Non-Treasury, 'S' for Subcontracting, 'G' for Group Purchasing, 'A' or 'B' or 'C' or 'J' for Term Contract, 'H' for Credit Card

EXAMPLE

```
|--5--|-----11-----|-----20-----|--4--|-----12-----|1|
0072915209401020BATTERIES INC          7300-00006320.88G
0072915209401020BATTERIES INC          7400-00000340.81G
0072919413818337BIO-RAD LABORATORIES7310000000093.00G
0072919426404653GENERAL MEDICAL CORP73000000000684.54G
0072919426404653MCKESSON GENERAL MED73000000002632.90G
```

NOTE: The set of numbers identified above denote the number of characters for each section.

II. Naming Files

When you save your payment data in electronic format, please use the following guidelines to name your file(s):

999_FY#.HUB where 999 represents your agency number and "#" is the FY designator (e.g., 2 for fiscal year 2002).

EXAMPLE:

303_FY2.HUB

III. E-mail

E-mail your payment data, as an attachment, to victor.villegas@tbpc.state.tx.us. Please be sure to use the same data format and naming conventions described in items I and II above. Also, please make sure to include **in all your e-mail correspondence**, the following contact information:

- **Contact Name and/or alternate Contact Names**
- **Agency Name**
- **Three digit Agency Number**
- **Phone Numbers**
- **E-mail address**
- **Number of files and records submitted**

Reminder: In order to ensure that all of the payment data you send to TBPC gets included in the HUB Report, it is imperative that you provide your contact information as indicated above so that we can confirm receipt of the data.

You may submit **test data** at anytime during the reporting period to ensure the format of the data submitted is correct. The test data **must** be identified as **test data**. It is recommended that the test data be submitted at least **two weeks** before the reporting timeline to verify correct format and to allow time for format changes.

If you have any questions relating to **submission of electronic payment data**, you may contact Victor Villegas at (512) 463-8157 or by e-mail at victor.villegas@tbpc.state.tx.us. *If unable to submit data via e-mail, contact Victor Villegas for an alternative.*

SPECIAL INITIATIVE REGARDING DRAFT REPORT

As a courtesy to state agencies and institutions of higher education, the TBPC compiled each agency's payment data and placed it on the TBPC web-site as a Draft Report for a short time. The Draft Report allows state agencies and institutions of higher education to view Sections I-VI, Section VII Summary by Agency, the Consolidated Report & Analysis of Awards by Certified HUBs, and the Agency Detail Reports in order to correct any discrepancies that may appear.

The Draft Report will become available every year before the release of the Semi-Annual and Annual Reports for a **minimum of three days** which will be determined in the February and August HUB Reporting reminder correspondence.

It is the responsibility of each state agency and institution of higher education to determine the accuracy of their Draft Report. If the agency finds that the Draft Report is accurate, no action is necessary. If the agency discovers any inaccuracies the agency **must** make the necessary corrections to the original ASCII/Text file(s) submitted to TBPC and resubmit the **entire file(s)**. If the agency fails to resubmit the entire file, including the corrections, the data will be rejected. Resubmission of the corrected data and corrections **must** be in the same format identified in items III, II and I of Electronic Submission of Payment Data. The TBPC must receive resubmission of data no later than 5:00 p.m., on the day identified in the February and August HUB reporting reminder correspondence. Any payment data received after 5:00 p.m. will be rejected.

If you have any questions on **submitting corrected file data**, you may contact Victor Villegas at (512) 463-8157 or by e-mail at victor.villegas@tbpc.state.tx.us.

REPORTING OF TREASURY FUNDS (DATA WILL BE REPORTED BY THE COMPTROLLER'S OFFICE FOR EACH STATE AGENCY/INSTITUTION OF HIGHER EDUCATION)

Treasury funds are funds deposited and maintained in the State Treasury. These are payments made (not processed) during the reporting period from treasury funds. They are purchases of goods, services, and public works contracts (which include delegated, open market, term contracts, proprietary, QISV, emergency and exempt purchases) from the approved/included list of object codes. These payments are processed and reported by the Comptroller's Office for each state agency and institution of higher education. The treasury data reported will be identified by using the Comptroller's object codes listed on **Attachment A. State agencies, which only have treasury funds and do not use subcontractors or the agency procurement card, do not need to report any data to TBPC.**

Format for Electronically Submitting Treasury Data (Comptroller's Format)

ASCII detail records with the following fields:

- | | | |
|-------------------------------|-----------------------|--|
| • Payee/Vendor Identification | 11 numeric characters | If the PIN/VID contains more than 11 numeric characters, submit only the first Eleven. No dashes, spaces or characters are allowed. |
| • Agency Code | 3 characters | For example, 303 |
| • Object Code | 4 characters | The 4-digit object code must be on the approved/included list of object codes. |
| • Dollar Amount | 13 numeric characters | First 10 are whole dollars, then a period, and the last two are decimals. |
| • Vendor Name | 20 characters | Uppercase. If less than 20 characters, fill in with spaces after the vendor name. A, B, C, J or blank space (for non-term contracts). |
| • TPFA Identifier | 1 character | Y (for TPFA). |
| • DIR Identifier | 1 character | Y (for DIR). |

Note: The contract identifier is requested because TBPC must identify and report all Term Contracts (automated, scheduled, non-automated, and delegated). These would be the ones with the Purchase Category Codes (PCC) of **A** = automated term contracts, **B** = scheduled purchases, **C** = non-automated term contracts, and **J** = books, library reference materials on contract (class 715). The PCC for procurement card payments to Bank of America (BOA) is "H".

REPORTING OF NON-TREASURY FUNDS (DATA MUST BE REPORTED BY EACH STATE AGENCY/INSTITUTION OF HIGHER EDUCATION)

Non-treasury Funds are funds, which are not deposited or maintained in the State Treasury. These are payments made (not processed) during the reporting period from non-treasury funds. These purchases of goods, services, and public works contracts (which include delegated, open market, term contracts, proprietary, QISV, emergency and exempt purchases) from the approved/included list of object codes. These payments are processed through a local bank (not through the Comptroller's Office) and must be reported by each state agency or institution. The non-treasury expenditure data will be reported to TBPC by each state agency or institution of higher education that has non-treasury funds, in accordance with the timelines and guidelines set by the Legislature. Using the approved Comptroller's object codes listed in Attachment A will identify the non-treasury data reported. Please exclude object codes that pertain to benefits, claims and judgments, inter-fund transfers, interagency payments, investments, other expenses (7071-7086), payments of interest, payments of principal, public assistance payments, rentals and leases, utilities and salaries, wages, travel, grants, scholarships, real estate purchases, rights-of-way, emergency abatement response, "NONE", "BOND", and object codes 7297 and 7421.

Format for Electronically Submitting Non-Treasury (local funds) Data (Programmer's Format)

State agencies and institutions of higher education submitting non-treasury ("N") data for the HUB Report are required to submit the detail summary records of each non-treasury payment made during the reporting period. The file may be e-mailed to the address on the last page of these reporting procedures.

ASCII or text detail records with the following fields:

• Agency Code	5 characters	Fill with leading zeroes (i.e., 00303 or HW14).
• Payee/Vendor Identification	11 numeric characters	If the PIN contains more than 11 numeric (PIN/VID) characters, submit only the first 11. No dashes, spaces, or alpha characters are allowed.
• Vendor Name	20 characters	Uppercase. If less than 20 characters, fill in with spaces after vendor name.
• Object Code	4 characters	The 4-digit object code must be on the approved/included list of object codes.
• Dollar Amount	12 characters	Fill with leading zeroes. First 9 characters are whole dollars, the next character is a period, and the last 2 are decimals. Fill with leading zeroes. If the amount is negative, replace the first leading zero with a dash ("-") .
• Type of Record	1 character	N, or A, B, C, J, G, S, or H; "N" to identify non-treasury data (including payments to Procurement Card Vendor (Bank of America); "A, B, C or J" to identify non-treasury term contracts. Do not report twice. If non-treasury <u>and</u> a term contract use "A, B, C, or J". "H" to report and identify purchases made directly from HUBs using the procurement card as the method of payment and wanting HUB credit. "G" to identify group purchasing data. "S" to identify subcontracting data.

The following are example records submitted by agency 303:

```

|--5--|-----11-----|-----20-----|-4-|-----12-----|1|
0030317514873201BAILEY BOILER WORKS 7286000004635.65N
0030324628870313SACHEM GROUP, THE 7286000003159.00A
0030318606452656BANK OF AMERICA 7327000003000.00N
0030317601161528NATEX CORPORATION 7324000001000.50H

```

Note: The set of numbers identified above denote the number of characters for each section.

- ◆ In the first record, agency 303 paid vendor 17514873201, BAILEY BOILER WORKS, under object code 7286, a total of \$4,635.65 from non-treasury funds.
- ◆ In the second record, agency 303 paid vendor 24628870313 SACHEM GROUP, THE under object code 7286 a total of \$3159.00 for a term contract payment from non-treasury funds.
- ◆ In the third record, agency 303 paid vendor 18606452656, BANK OF AMERICA, under object code 7327 a total of \$3,000.00 using non-treasury funds.
- ◆ In the fourth record, agency 303 made a credit card purchase from vendor 17601161528, NATEX CORPORATION under object code 7324 a total of \$1,000.50.

Note: If a VID is submitted in an invalid format (not enough or too many numbers or the wrong prefix or check digit is use), then the VID cannot be validated to determine HUB status or term contract vendor status.

REPORTING OF TERM CONTRACTS

Term Contracts (automated, scheduled, non-automated, books and library reference materials on contract) will be identified and verified by the PCC (Purchase Category Code) and the vendor identification number (VID). In accordance with Texas Government Code, Title 10, Subtitle D, Section 2161 (e), Term Contract expenditures will be subtracted from each agency's base total and will be shown under TBPC's Statewide Procurement Section VI of the HUB Report. It is an agency's or institution's responsibility to identify expenditures against term contracts by entering the correct PCC in USAS when processing a payment voucher. The PCCs A, B, C and J will be used to identify the term contract expenditures paid from both treasury and non-treasury funds. Non-treasury term contracts must be reported and identified (i.e., "A", "B", "C" or "J") for the Semi-Annual and Annual HUB Reports. The state agency or institution will identify purchases from State Term Contracts, which are paid from non-treasury funds so that those purchases may be included in the TBPC's Statewide Procurement Section.

Note: The TBPC is verifying and validating the treasury and non-treasury term contract payments identified through PCCs A, B, C or J. If the VID for term contract payment can be verified as a term contract vendor with TBPC, then it will be subtracted from the agency's or institution's base total expenditures and shown in TBPC's Statewide Procurement Section. If the VID for a term contract payment cannot be verified as a term contract vendor with TBPC, then the payment will remain in the agency's base total expenditures. These payments will be shown in the agency's or institution's section of the HUB Report (Section VII). If a VID is submitted in an invalid format (not enough or too many numbers or the wrong prefix or check digit is used) then the VID cannot be validated to determine HUB status or term contract status. TBPC includes the Term Contract vendor's VID number in the contract on the website.

REPORTING OF SUBCONTRACTOR FUNDS (DATA MUST BE REPORTED BY EACH STATE AGENCY/INSTITUTION OF HIGHER EDUCATION)

Subcontractor Funds are payments made to TBPC certified HUBs by a Prime Contractor or supplier under contract with the State. State agencies and institutions of higher education must submit the subcontracting participation for all Non-HUB contracts for the purchase of goods, services, and public works contracts paid (not processed) during the reporting period in accordance with the Texas Government Code, Title 10, Subtitle D, Chapter 2161.122 (b).

HUB Subcontracting **double reporting is not allowed on the HUB Report**. An agency or institution may receive 100% HUB credit participation if the Prime Contractor is a HUB and performs at least 25% of the work. The contracting agency or institution of higher education may submit subcontracting data to any tier until a HUB subcontractor is utilized. Once credit for doing business with a HUB is received, **no more credit** can be received, even if that HUB further subcontracts with another HUB.

When the prime contractor is a HUB, the contractor may satisfy the good faith effort requirement by performing at least 25% of the contract work in-house (refer to HUB PAR-A form). Any contractor that seeks to satisfy the good faith effort requirement in this manner shall report quarterly to the contracting agency or institution in the form required by the contracting agency or institution. The volume of work performed under the contract and the portion of the work that was performed in-house must be reported. If in any quarter a HUB prime contractor performs less than 25% of the contract work in-house, the HUB prime contractor shall be required to report subcontracting data as a "Non-HUB Prime Contractor" for the next quarter (refer to NON-HUB PAR form). These forms are available on the Internet at the following address: <http://www.tbpc.state.tx.us/hubbid/forms/index.html>.

State agencies and institutions of higher education shall report subcontracting participation paid from treasury and non-treasury funds. However, if submitting subcontracting data from non-treasury funds, the agency or institution must have also reported their non-treasury funds detail records as outlined above. This Subcontracting expenditure data shall be reported to TBPC by each state agency or institution that uses subcontractors in accordance with the guidelines and timelines set by the Legislature. Using the approved Comptroller's object codes shown in Attachment A will identify the subcontractor data reported.

For example, to receive credit for HUB subcontracting, state agencies and institutions of higher education must require their Prime Contractors to report HUB subcontracting. Progress of subcontract amounts actually paid to TBPC-Certified HUBs should be documented, in writing, by Prime Contractors submitting invoices for payments to the paying agency or institution. The reporting agency should ensure the accuracy of the data reported by the Prime Contractor. The Prime Contractor payment data can be verified with the HUB subcontractor or by requiring the Prime Contractor to submit copies of canceled checks payable to the subcontractor with the subcontracting report to the agency. The agency or university must submit detail summary records to TBPC of each HUB subcontractor payment made by a Prime Contractor to each HUB vendor for the specific object code which is being used to pay the Prime Contractor. The total spent with Prime Contractors for each object code reported will be determined by TBPC from the consolidated data reported for each object code. This procedure for submitting data must be followed for each object code in which an agency or institution wants to receive credit for HUB subcontracting (such as the object codes relating to construction, legal, engineering, janitorial, etc.).

Format for Electronically Submitting Subcontract Data (Programmer's Format)

State agencies and institutions of higher education submitting subcontract ("S") data for the HUB Report are required to submit detail summary records of each subcontract payment made by a Prime Contractor to each HUB vendor for each specific object code. The total spent with Prime Contractors for each object code reported will be determined from the consolidated data reported for that object code. The HUB subcontractor data file may be submitted by e-mail to the address on the last page of these procedures in the format outlined below.

ASCII detail records with the following fields:

◆ Agency Code	5 characters	Fill with leading zeroes (i.e., 00303 or 0HW14).
◆ Payee/Vendor Identification	11 numeric characters	If the PIN contains more than 11 numeric (PIN/VID) characters, submit only the first 11. No dashes, spaces, or alpha characters are allowed.
◆ Vendor Name	20 characters	Uppercase. If less than 20 characters, fill in with spaces after vendor name.
◆ Object Code	4 characters	The 4-digit object code must be the same object code that was used to pay the Prime Contractor and must be on the HUB Report's approved/included list of object codes.
◆ Dollar Amount	12 characters	Fill with leading zeroes. First nine characters are whole dollars, the next character is a period, and the last two are decimals. Fill with leading zeroes. <u>If the amount is negative, preceed with a dash ("-").</u>
◆ Type of Record	1 character	"S" to identify Sub-Contractor. "H" to report and identify purchases made directly from HUBs using the procurement card as the method of payment and wanting HUB credit.

The following are example detail records submitted by agency 303:

```
|--5--|-----11-----|-----20-----|-4-|-----12-----|1|
0030317601799384BLUE BOY VENDING      7341000300000.00S
0030317426913301RADCON INC             7341000200000.00S
```

Note: The set of numbers identified above denote the number of characters for each section.

In the records identified, agency 303 is identifying a payment made to a HUB subcontractor. PIN/VID number 17601799384, BLUE BOY VENDING processed under object code 7341 (the same object code used to pay the Prime Contractor) in the amount of \$300,000.00. A second payment was made to a HUB subcontractor with PIN/VID number 17426913301, RADCON INC. This HUB subcontractor was processed under object code 7341 for \$ 200,000.00. The total spent with Prime Contractors for object code 7341 will be derived from the consolidated Non-HUB total (treasury + non-treasury) paid within this object code. If this object code total is less than the HUB subcontractor amount submitted for this object code, the records will be rejected and an exception report will be generated. The TBPC will notify the agency of the discrepancy. If the discrepancy can be documented and resolved within 24 hours, the data records will be corrected. A HUB subcontractor cannot be paid more than the Prime Contractor.

AVOIDING HUB SUBCONTRACT DISCREPANCIES

During previous HUB Reporting periods, TBPC has discovered discrepancies from agencies that submitted HUB subcontracting data. TBPC identifies discrepancies in the following ways:

- 1) When comparisons are made between an agency's reported Non-HUB Prime Contractor expenditures and an agency's reported HUB subcontractor expenditures for the same object code. HUB subcontracting payments must not be more than the Non-HUB Prime Contractor payments.
- 2) HUB subcontracting double reporting is not allowed. An agency can submit HUB subcontracting dollars to any tier level until a HUB subcontractor is paid. Once HUB credit is received, HUB reporting is not allowed beyond the first level reported.
- 3) There are object codes that are allowed on the HUB Report and object codes that are not allowed. If an agency reports expenditures under object codes which are not allowed, the data records are not reported on the HUB Report.
- 4) The HUBs included in the agencies' HUB subcontracting data must be TBPC HUB certified (under the VID number in the TBPC HUB directory) in order for an agency to receive HUB credit on the Statewide HUB Report. When discrepancies have occurred, TBPC has contacted the agency and requested that corrections to the data submitted are corrected or the records would not be accepted as HUB subcontracting. In addition, HUB subcontracting should only be reported to TBPC when the Prime Contractor is a Non-HUB vendor. If the Prime Contractor is a HUB, the expenditures are recorded as a 100% HUB direct payment, not as a HUB subcontractor payment.

EXAMPLES FOR SUBMITTING HUB SUBCONTRACTING DOUBLE REPORTING CLARIFICATIONS

**Questions: Can second (2nd) tier HUB Subcontracting be reported?
What is HUB Subcontracting double reporting?**

Answer: You can submit HUB subcontracting dollars to any tier level until a HUB subcontractor is paid under the object codes that are allowed on the HUB Report. However, HUB subcontracting double reporting is not allowed. For example, once an agency receives HUB credit, whether it is at the prime level (first level/tier), or subcontractor (second or third level/tier), HUB subcontracting reporting is not allowed beyond the level/tier at which HUB dollars are reported and HUB credit is received. Here are a few examples:

First Level HUB Credit

If your agency uses a TBPC-Certified HUB Prime Contractor (first level/tier) who performs at least 25% of the work, you will receive 100% HUB credit participation at the first level. You will want to track any subcontracting performed to ensure that the HUB prime is performing at least 25% of the contract, but you may not report HUB subcontracting because you are already receiving 100% credit. Reporting additional HUB subcontracting would be double reporting. The HUB prime vendor may subcontract with other HUB(s), but those HUB subcontracting dollars may not be reported. Subcontracting should be tracked only to ensure the HUB prime vendor is performing at least 25% of the contract.

EXAMPLE: If you award a \$100,000 contract to a TBPC-Certified HUB vendor, your agency will receive \$100,000 or 100% HUB credit. If this HUB Prime Contractor subcontracts \$10,000 or 10% with another HUB and your agency reports these dollars, your agency would be reporting \$110,000 of HUB credit. Since the contract is, for only \$100,000 this would be double reporting \$10,000.

Second Level HUB Credit

If your agency uses a Prime Non-HUB Contractor, you may request the Prime Non-HUB Contractor to meet the good faith effort of subcontracting with HUB(s). Your agency may submit subcontracting data for the TBPC certified HUB(s) utilized as a 1st level/first tier source for the Prime Non-HUB Contractor.

EXAMPLE: If you award a \$100,000 contract to a Prime Non-HUB Contractor (1st level/tier), and this Prime Non-HUB Contractor subcontracts \$10,000 or 10% with a TBPC certified HUB (2nd level/tier) and your agency reports these dollars, your agency would be reporting \$10,000 or 10% of HUB credit.

Third Level HUB Credit

If your agency utilizes a Prime Non-HUB Contractor, and the subcontractor is also a Prime Non-HUB Contractor ((1st level/tier), and the subcontractor is also a Prime Non-HUB Contractor (this is considered the 2nd level/tier vendor), and the 2nd level/tier Non-HUB Subcontractor utilizes a TBPC certified HUB subcontractor 3rd level/tier, your agency may report the 3rd level/tier HUB subcontracting. After this level (the level at which HUB subcontracting is utilized and reported) no additional HUB subcontracting credit can be received, even if the 3rd level/tier HUB further subcontracts with a 4th level/tier HUB.

EXAMPLE: If you award a \$100,000 contract to a Prime Non-HUB Contractor (1st level/tier), and this Prime Non-HUB Contractor subcontracts \$10,000 or 10% with a Non-HUB Subcontractor (2nd level/tier) and the Non-HUB subcontractor further subcontracts \$1,000 or 1% of total to original contract with a TBPC certified HUB (3rd level/tier) and your agency reports the HUB subcontracting (3rd level/tier), your agency would report and receive \$1,000 or 1% HUB credit. If you have any further questions or need additional information, please contact TBPC's HUB Reporting Coordinator at (512) 463-3415.

DEPARTMENT OF INFORMATION RESOURCES (DIR) PURCHASES

A state agency or university should not report any non-treasury DIR purchases. The Comptroller's Office reports to TBPC on behalf of DIR for each agency participating in DIR's cooperative contracts program, including purchases made for agencies using non-treasury funds. DIR enters in USAS the purchasing agency's number in the "comp/agy obj" field. The Comptroller's Office pulls the purchasing agency's number from the "comp/agy obj" field and replaces DIR's agency number 313 and reports it with treasury data. **For reconciliation purposes, a column has been added to the agency detail data to identify DIR purchases.** An agency may view detail data on the Internet. Instructions to access the Internet are on Attachment B. If you have questions about your agency's DIR detail records, please call Bill Peek at (512) 463-3253.

TEXAS PUBLIC FINANCE AUTHORITY (TPFA) PURCHASES

The Comptroller's Office reports to TBPC on behalf of Texas Public Finance Authority for each agency who finances large purchases through TPFA. TPFA enters in USAS the purchasing agency's number in the "comp/agy obj" field. The Comptroller's Office pulls the purchasing agency's number from the "comp/agy obj" field and replaces TPFA's agency number 347 for all master lease purchases made out of Fund 735, Appropriation 05755 by the Texas Public Finance Authority and reports it to TBPC with the treasury data. **For reconciliation purposes, a column has been added to the agency detail data to identify TPFA purchases.** An agency may view detail data on the Internet. Instructions to access the Internet are on Attachment B.

REPORTING OF PROCUREMENT CARD HUB PURCHASES

Applicable only to state agencies and institutions of higher education participating in the procurement card program

TERM CONTRACT 946-A1

The procurement card is a payment method and is not to be used to circumvent any statutory or regulatory purchasing requirements, (e.g., use of CMBL for obtaining 3 bids with a minimum of 2 bids from HUBs, and QISV purchasing procedures, etc.). Procurement card purchases made with treasury funds are identified through PCC H (not PCC A), and the Bank of America (BOA) VID number. Although the BOA contract was awarded using the term contract procurement method it is not a term contract because it is method of payment. These payments made to BOA VID number with treasury funds will be reported to TBPC by the Comptroller's Office for each agency. If the VID is identified as a payment to BOA, it will remain in each agency's and institution of higher education's total expenditure base.

State agencies and institutions of higher education using non-treasury funds are **required** to submit the detail summary records of the total payments made to the procurement card vendor, BOA during the Semi-Annual and Annual HUB Reporting periods. These direct payments to BOA using non-treasury funds should be reported to TBPC in the ASCII format below using an "N" as the type-of-record identifier.

In addition, an agency or institution of higher education may **choose** to track and report HUB expenditures when using the procurement card as a method of payment to offset or improve their overall HUB expenditures. If an agency or institution of higher education decides to track and report this data, then it must be reported to TBPC in the ASCII format below using an "H" as the type-of-record identifier.

The data file may be submitted electronically by e-mail to the address on the last page. Please see the format outlined below:

ASCII or text detail records with the following fields:

◆ Agency Code	5 characters	Fill with leading zeroes (i.e., 00303 or 0HW14).
◆ Payee/Vendor Identification	11 numeric characters	If the PIN contains more than 11 numeric (PIN/VID) characters, submit only the first 11. No dashes, spaces, or alpha characters.
◆ Vendor Name	20 characters	Uppercase. If less than 20 characters, fill in with spaces after vendor name.
◆ Object Code	4 characters	The 4-digit object code must be the same object code that was used to pay BOA and must be on the HUB Report's approved or included list of object codes.
◆ Dollar Amount	12 characters	Fill with leading zeroes. First nine characters are whole dollars, the next character is a period, and the last two are decimals. Fill with leading zeroes. <u>If the amount is negative, replace the first leading zero with a dash ("-").</u>
◆ Type of Record	1 character	"N" to identify non-treasury payments made to BOA for all procurement card purchases; "H" to report and identify purchases made directly from HUBs using the procurement card as the method of payment and wanting HUB credit.

Payments made to BOA using non-treasury funds **must** be reported to TBPC by the state agencies and institutions of higher education using these types of funds. Purchases made from HUBs using the procurement card as the method of payment **may** be reported to TBPC at the option of the agency or institution of higher education. Please note that payments made to BOA using treasury funds **will be** reported to TBPC by the Comptroller's Office for each agency or institution of higher education.

Below are example records that must be submitted by agencies when reporting their non-treasury payments to BOA and their HUB expenditures:

```

|--5--|-----11-----|-----20-----|-4-|-----12-----|1|
0030318606452656BANK OF AMERICA      7327000003000.00N
0030317601161528NATEX CORPORATION     7324000001000.50H
0030317514873201BAILEY BOILER WORKS  7327000001200.50H
0030324628870313SACHEM GROUP, THE    7327000000150.00H
    
```

Note: The set of numbers identified above denote the number of characters for each section.

- ◆ In the first record, agency 303 paid vendor 18606452656, BANK OF AMERICA, under object code 7327 a total of \$3,000.00 using non-treasury funds.
- ◆ In the second record, agency 303 paid vendor 17601161528, NATEX CORPORATION under object code 7324 a total of \$1,000.50.
- ◆ In the third record, agency 303 paid vendor 17514873201, BAILEY BOILER WORKS under object code 7327 a total of \$1200.50.
- ◆ In the fourth record, agency 303 paid vendor 24628870313, SACHEM GROUP, THE under object code 7327 a total of \$150.00.

By adding the three records identified with the "H", it can be determined that the total purchased from HUBs with the procurement card for this reporting period was \$2,351.00. The BOA non-treasury payments will be added to the BOA treasury payments reported by the Comptroller for each agency for a grand total paid to BOA by each agency. The total spent with HUBs must be less than or equal to the total payments reported for BOA by the Comptroller's Office for treasury funds and by the agency for Non-treasury funds, if applicable. If the HUB totals are not less than or equal to the total paid to BOA, the data will be considered inaccurate and will be rejected by the TBPC HUB Reporting programs.

Note: Agencies and institutions may submit **test data** at any time during the reporting period to ensure that the electronic ASCII format of the data submitted is correct. The test data should be submitted at least **two weeks** before the timelines specified in these procedures to verify correct format and to allow time for format changes. Late reporting will not be accepted.

REPORTING OF GROUP PURCHASING PROGRAM

(DATA MUST BE REPORTED BY EACH STATE AGENCY/INSTITUTION OF HIGHER EDUCATION PARTICIPATING IN A GROUP PURCHASING PROGRAM)

State agencies and institutions of higher education that participate in a group purchasing program under the Texas Government Code, Title 10, Subtitle D, Chapter 2161.122(c) and 2155.139(b) will include a separate report to the Commission for the total dollar amount, by object code, of each group purchase that is made through the participation of this group purchasing program. The total dollar amount of all object codes reported will form the total group purchasing expenditure for each agency or institution from which the percentage of HUB purchases is derived. **Although these group purchasing payments are also reflected in the total expenditure column of the consolidated HUB Report, TBPC is required to include each agency's or institution's participation in this program and include amounts spent with HUBs in a separate section (Section V) of the HUB Report in accordance with The Texas Government Code, Chapter 2161.**

"G" records must also be reported as part of your detail records as either treasury "T" or non-treasury "N" depending on source of funding used when making payment. "G" records are technically reported twice (first, as a detail expenditure, and secondly, to separately identify those agencies or institutions that are participating in a group purchasing program).

Format for Electronically Submitting Group Purchasing Program (the Programmer's Format)

State agencies/institutions participating in a Group Purchasing Program are required to submit the detail summary records for each object code which the agency or institution participates. The file may be submitted by e-mail to the address on the last page in the format outlined below:

ASCII detail records with the following fields:

◆ Agency Code	5 characters	Fill with leading zeroes (i.e., 00303 or 0HW14).
◆ Vendor/Payee Identification	11 numeric characters	If the PIN contains more than 11 numeric Number (VID/PIN) characters, submit only the first 11. No dashes, spaces, or alpha characters.
◆ Vendor Name	20 characters	Uppercase. If less than 20 characters, fill in with spaces after vendor name.
◆ Object Code	4 characters	The 4-digit object code must be on the approved/included list of object codes.
◆ Dollar Amount	12 characters	Fill with leading zeroes. First nine characters are whole dollars, the next character is a period, and the last two are decimals. Fill with leading zeroes. If the amount is negative, replace the first leading zero with a dash ("-").
◆ Type of Record	1 character	"G" to identify separately Group Purchases.

The following is an example detail record submitted by agency 303:

```
|--5--|-----11-----|-----20-----|-4-|-----12-----|1|
0030319543470181WALKERS ELECTRONICS 7312000250000.00G
```

Note: The set of numbers identified above denotes the number of characters for each section.

In this record, agency 303 is identifying a payment made to vendor 19543470181, WALKERS ELECTRONICS processed under object code 7312 for \$250,000.00 through the participation of a Group Purchasing Program.

Note: Legislation mandates that Group Purchasing Participation be reported for the Semi-Annual and Annual HUB Report separately. Each group purchasing payment made from non-treasury funds must also be reported as a non-treasury detail record, which will be included in the non-treasury base for total expenditures. The Comptroller will report any payments made from treasury funds.

HUB STRATEGIC PLAN PROGRESS REPORTS (Updated)
Due: December 31, 2002 - Actual for FY '01, Actual for FY '02 and Goal for FY '03)

Note: The following report format is provided to assist your agency in preparation and completion of your agency's 2002 HUB Strategic Plan Progress Report due December 31, 2002. The Annual Non-Financial Report, which includes the HUB Strategic Plan Progress Report, is due December 31, 2002 taken from recent legislation Section 2101.005, Government Code dated May 26, 2001 from 77th Leg R.S., HB 2914. This report includes non-financial schedules previously included in the Annual Financial Report. Section 2101.0015, Government Code, also directs the Texas Comptroller of Public Accounts to prescribe the format for the report and establish a due date. New reporting format requirements are located at <http://window.state.tx.us/comptrol/san/fm.notices.date.html/fm02/fm02-02.html>. As a courtesy reminder, the TBPC will also provide this report format to the agencies.

On the form, please complete your actual HUB percentages as published in the State of Texas Annual HUB Report for Fiscal Year (FY) '01, FY '02 and your agency's goals for FY 03. Please refer to the FY '02 State of Texas Annual HUB Report to complete your agency's actual HUB goals for FY '02. The report may be viewed on the Internet at: http://www.tbpc.state.tx.us/hubbid/hub_report/fy2/index.html.

The hard copy version of the FY '02 State of Texas Annual HUB Report will be mailed after October 14, 2002 only to the agencies that submitted order request forms and will be made available on the Internet after October 14, 2002. Please refer to the FY '01 Annual HUB Report to complete your agency's actual HUB goals for FY '01. HUB Goals for FY '02 should be based on the Texas Disparity Study and TBPC Rule 111.13. Each agency should determine and approve which HUB goals to use. Whether to use the unadjusted/overall goal or the adjusted HUB and/or other HUB goals for each of the six procurement categories.

The information shown shall be included within the AFR in "Schedule 4, HUB Strategic Plan Progress Report" for state agencies and in "Schedule D-8, HUB Strategic Plan Progress Report" for institutions of higher education. The HUB Strategic Plan Progress Reports are now due by December 31st of each year in the format shown below pursuant to Texas Government Code, Title 10, Subtitle D, Section 2161.124 (b). As each agency may have set internal deadlines to complete the AFR, please ensure the distribution of the completed form is coordinated through your agency's Fiscal Office before December 31st. **Please do not submit your report to the TBPC.** The HUB Strategic Plan Progress Report format is below:

Sample Agency (000)
 SCHEDULE (4 or D-8) - HUB Strategic Plan Progress Report
 For the Fiscal Year Ended August 31, 2002

(Source: Texas Government Code, Title 10, Subtitle D, Section 2161.124)

Goal = Strategic Plan HUB Goal Actual = % Spent with HUBs from HUB Report	Actual for FY '01	Actual for FY '02	Goal For FY '03
Heavy Construction other than building contracts			
Building Construction, including general contractors & operative builders contracts			
Special Trade Construction contracts			
Professional Services contracts			
Other Services contracts			
Commodities contracts			

Prepared By: _____
 (Signature Approval)

Approved: _____
 (Signature Approval)

Printed Name: _____

Printed Name: _____

Phone Number: _____

Phone Number: _____

HUB REPORT ORDER FORM

TBPC provides copies of the HUB Report to agencies and institutions of higher education under a cost recovery process. Internet access of the HUB Reporting data is free and is highly encouraged. The following reports will be available during FY '02 to view or download from the web address: http://www.tbpc.state.tx.us/hubbid/hub_report.

- FY '02 Semi- Annual HUB Report (Available at 5:00 p.m., April 15, 2002)
- FY '02 Annual HUB Report (available at 5:00 p.m., October 14, 2002)

For the Semi-Annual and Annual HUB Reports, TBPC will mail copies to the Governor, Lieutenant Governor and the Speaker of the House. Additionally, by law, the TBPC shall deposit copies of both reports in the State Law Library.

To receive a bound copy of the HUB Report, please complete and return the HUB Report order form provided below to the TBPC HUB Reporting Coordinator. For the Semi-Annual HUB Report, order forms are to be submitted prior to April 15 and for the Annual HUB Report prior to September 16. Copies of the HUB report will be mailed to **the shipping address only**.

State agencies and institutions of higher education should submit a purchase order number or a copy of a purchase order at the time an order is requested. Based on a cost recovery assessment, the FY '02 Semi-Annual and Annual HUB Report should be approximately \$40.42 per copy and postage is set at \$2.70 per HUB Report for agencies outside of the Austin area within the state of Texas.

HUB REPORT ORDER FORM

Agency Code	Agency Name /Shipping Address	City	State	Zip Code
Order Option	FY '02 Annual HUB Report- Distribution Option			Order Quantity
1-A	Picked Up at TBPC HUB Reporting Section (No Tax or Postage) \$ 40.42			
2-A	Mailed (Austin/Local Address) Interagency (No Tax or Postage) \$ 40.42			
3-A	Mailed w/Address Outside Austin (No Tax /\$2.70 Postage Added) in Texas @ \$ 43.12			
4-A	Out of State (Postage Included, no tax) @ \$ 43.12			
5-A	Vendor Pick-up at TBPC Fiscal Services (8.25% Tax included) @ \$ 43.75			
6-A	Vendor w/Texas address outside Austin (7.25% Tax plus postage) \$ 46.02			
Order Option	FY '02 Semi-Annual HUB Report - Distribution Option			Order Quantity
1-SA	Picked Up at TBPC HUB Reporting Section (No Tax or Postage) \$ 40.42			
2-SA	Mailed (Austin/Local Address) Interagency (No Tax or Postage) \$ 40.42			
3-SA	Mailed w/Address Outside of Austin (No Tax / \$2.70 Postage Added) in Texas @ \$ 43.12			
4-SA	Out of State (Postage Included, no tax) @ \$ 43.12			
5-SA	Vendor Pick-up at TBPC Fiscal Services (8.25% Tax included) @ \$ 43.75			
6-SA	Vendor w/Texas address outside Austin (7.25% Tax plus postage) \$46.02			
Purchase Order Number	Purchasing Agent Signature Authorization	Printed or Typed Name		Phone Number

- **Deadline For FY '02 Semi-Annual HUB Report Order Form:**
Send completed order forms by **March 15, 2002**

- **Deadline For FY '02 Annual HUB Report Order Form:**
Send completed order forms by **September 13, 2002**

Mail Order Request Forms to:

Texas Building and Procurement Commission
Business Services Division
Attn.: Arlene L. Youngblood
HUB Reporting Coordinator
P.O. Box 13047
Austin, Texas 78711-3047

Fax Order Request Forms to:

(512) 305-9072 or (512) 463-7073
Attn: Arlene L. Youngblood
TBPC HUB Reporting Coordinator

Interagency Mail:

Procurement Services Division
1711 San Jacinto Blvd. Suite 307
Austin, Texas 78701

CONTACT LIST

Questions regarding the HUB Reporting, supplemental reports, and supplemental letters
Arlene L. Youngblood, HUB Reporting Coordinator: (512) 463-3415

Questions regarding electronic expenditure reporting
Victor Villegas, Systems Analyst (512) 463-8157

Questions regarding the HUB Certification and Compliance Procedures or the HUB application
TBPC Certification and Compliance Team: (512) 463-5872
Toll Free in Texas 1-888-863-5881

Questions regarding the Centralized Master Bidders List (CMBL), please contact:
CMBL (512) 463-3416
Toll Free in Texas 1-888-472-0500

Attachments to the HUB Reporting Procedures:

- (A) HUB Report Procurement Categories (FY '02)**
- (B) Downloading Instructions Using Internet**
- (C) Layout Record for Downloading**

ATTACHMENT A

HUB REPORT PROCUREMENT CATEGORIES (FY 02)

**TEXAS BUILDING AND PROCUREMENT COMMISSION
 FISCAL YEAR 2002 SEMI-ANNUAL HUB REPORT
 PROCUREMENT CATEGORIES with EXPENDITURE (OBJECT) CODES**

Excluded HUB Report Expenditure (Object) Codes: Object codes for benefits, claims and judgments, interfund transfer, interagency payments, investments, other expenses (7071-7806), payment of interest, payment of principal, public assistance payments, rental and leases, utilities, salaries, wages, travel, grants, scholarships, real estate purchases, right-of-way, emergency abatement response, "NONE", "BOND", object codes 7297 and 7421.

UPDATES

EXPENDITURE (OBJECT) CODES have been updated to reflect new, deleted, and revised object codes. To facilitate HUB Reporting, additional expenditure (object) codes have been added and some expenditure (object) code descriptions have been revised to reflect actual descriptions determined by the State Comptroller's Office. For more information regarding new and/or deleted expenditure (object) codes, access the State Comptroller's Website at <http://www.window.state.tx.us/comptrol/san/fm.notices.date.html/fm01/fm01-83.html>. In addition, expenditure (object) codes can be accessed via the State Comptroller's Office *Manual of Accounts* at http://www.window.state.tx.us/comptrol/san/fm_manuals/cma/cma01pdf/cma01_toc.html.

GRADUATION PROCEDURES - A HUB shall be graduated when it has maintained gross receipts or total employment levels for four consecutive years which exceed the U.S. Small Business Administration's size standards identified by the North American Industry Classification Codes as stated in 13 Code of Federal Regulations 121.201. For more information on graduation size standards, access <http://www.sba.gov/size/Table-of-Small-Business-Size-Standards-from-final-rule.html>.

<p>Heavy Construction Other than Building Contracts (01) Goal - 11.9% (unadjusted) Adjusted HUB Goal: 6.6% (BL, HI, AS, AI) Other HUB Goal: 5.3% (WO)</p>	<p>OBJECT CODE - DESCRIPTION</p> <p>7270 - Real Property - Infrastructure - Maintenance and Repair - Expensed 7271 - Real Property - Land - Maintenance and Repair - Expensed - ADDED 7347 - Real Property - Construction in Progress/Highway Network - Capitalized (Restricted to TxDOT use only) 7349 - Construction of Roads - DELETED (See 7356) 7356 - Real Property - Infrastructure Capitalized - NEW (Replaces 7349) 7358 - Real Property - Infrastructure/Preservation Costs - Expensed - NEW (Restricted to TxDOT use only)</p>
<p>Building Construction, including General Contractors and Operative Builders Contracts (02) Goal - 26.1% (unadjusted) Adjusted HUB Goal: 25.1% (BL, HI, WO) Other HUB Goal: 1.0% (AS, AI)</p>	<p>OBJECT CODE - DESCRIPTION</p> <p>7336 - Real Property - Facilities and Other Improvements - Capitalized - NEW 7340 - Real Property and Improvements - Expensed - NEW 7341 - Real Property - Buildings - Capitalized 7357 - Real Property - Infrastructure/Preservation Costs - Capitalized - ADDED</p>

<p>Special Trade Construction Contracts (03) Goal - 57.2% (unadjusted) Adjusted HUB Goal: 47.0% (BL, HI) Other HUB Goal: 10.2% (AS, AI, WO)</p>	<p>OBJECT CODE - DESCRIPTION</p> <p>7266 - Real Property - Buildings - Maintenance and Repair - Expensed 7338 - Real Property - Facilities and Other Improvements/Maintenance and Repair - NEW 7343 - Real Property - Building Improvements - Capitalized 7344 - Leasehold Improvements - Capitalized 7346 - Real Property - Land Improvements - Capitalized 7354 - Leasehold Improvements - Expensed NEW</p>
<p>Professional Services Contracts (04, 05, & 09) Goal - 20% (unadjusted) Adjusted HUB Goal: 18.1% (BL, HI, WO) Other HUB Goal: 1.9% (AS, AI)</p>	<p>OBJECT CODE - DESCRIPTION</p> <p>7245 - Financial and Accounting Services (04) 7248 - Medical Services (09) 7256 - Architectural/Engineering Services (05)</p>
<p>Other Services Contracts (06) Goal - 33% (unadjusted) Adjusted HUB Goal: 33.0% (BL, HI, AS, AI, WO) Other HUB Goal: N/A</p>	<p>OBJECT CODE - DESCRIPTION</p> <p>7204 - Insurance Premiums and Deductibles - <i>Revised</i> 7205 - Employee Bonds 7206 - Service Fee Paid to the Lottery Operator 7211 - Awards 7216 - Insurance Premiums - Approved by Board of Insurance and Attorney General 7217 - Employee Bonds - Approval by State Auditor 7218 - Publications 7239 - Consultant Services - Approval by Office of the Governor 7240 - Consultant Services - Other 7242 - Consultant Services - Computer 7243 - Educational/Training Services 7246 - Legal Services 7249 - Veterinary Services 7253 - Other Professional Services 7255 - Investment Counseling Services 7257 - Legal Services - Approval by the State Office of Administrative Hearings 7259 - Race Track Officials 7260 - Maintenance and Repair Furnishings and Equipment - DELETED (See 7367 and 7368) 7262 - Personal Property - Maintenance and Repair - Computer Software - Expensed 7263 - Personal Property - Maintenance and Repair - Aircraft - Expensed 7267 - Personal Property - Maintenance and Repair - Computer Equipment - Expensed 7272 - Hazardous Waste Disposal Services 7273 - Reproduction and Printing Services 7274 - Temporary Employment Agencies 7275 - Computer Programming Services 7276 - Communication Services 7277 - Cleaning Services</p>

	7278 - Placement Services - ADDED 7281 - Advertising Services 7284 - Data Processing Services 7286 - Freight/Delivery Service 7299 - Purchased Contracted Services 7337 - Real Property - Facilities and Other Improvements/Capital Lease - NEW 7350 - Real Property - Buildings - Capital Lease - ADDED 7366 - Personal Property - Capital Lease - NEW 7367 - Personal Property - Maintenance and Repair - Expensed (Replaces 7260) 7368 - Personal Property - Maintenance and Repair - Motor Vehicles - Expensed (Replaces 7260) 7514 - Real Property - Infrastructure - Telecommunications - Maintenance and Repair - Expensed 7516 - Telecommunications - Other Service Charges 7526 - Waste Disposal
Commodities Contracts (07 & 08) Goal - 12.6% (unadjusted) Adjusted HUB Goal: 11.5% (BL, HI, WO) Other HUB Goal: 1.1% (AS, AI)	OBJECT CODE - DESCRIPTION 7300 - Consumables 7303 - Subscriptions, periodicals, and information Services - ADDED 7304 - Fuels and Lubricants - Other 7307 - Fuels and Lubricants - Aircraft 7309 - Promotional Items 7310 - Chemicals and Gases 7312 - Medical Supplies 7315 - Food Purchased by the State 7316 - Food Purchased for Wards of the State 7322 - Personal Items - Wards of the State 7324 - Credit Card Purchases for Clients or Wards of the State 7325 - Services for Wards of the State 7327 - Credit Card Purchases, Non-Capital Less than \$5,000 7328 - Supplies/Materials - Agriculture, Construction and Hardware 7330 - Parts - Furnishings and Equipment 7331 - Plants 7333 - Fabrics and Linens 7334 - Personal Property - Furnishings, Equipment and Other - Expensed 7335 - Parts - Computer Equipment - Expensed 7351 - Personal Property - Passenger Cars - Capital Lease 7352 - Personal Property - Other Motor Vehicles - Capital Lease 7361 - Personal Property - Capitalized - NEW 7365 - Personal Property - Boats - Capitalized - ADDED 7371 - Personal Property - Passenger Cars - Capitalized 7372 - Personal Property - Other Motor Vehicles - Capitalized 7373 - Personal Property - Furnishings and Equipment-Capitalized

	7374 - Personal Property - Furnishings and Equipment-Controlled 7375 - Personal Property - Aircraft - Capitalized 7376 - Personal Property - Furnishings and Equipment - Capital Lease 7377 - Personal Property - Computer Equipment - Expensed 7378 - Personal Property - Computer Equipment - Controlled 7379 - Personal Property - Computer Equipment - Capitalized 7380 - Personal Property - Computer Software - Expensed 7382 - Personal Property - Books And Reference Materials - Expensed - ADDED 7384 - Personal Property - Animals - Expensed 7385 - Personal Property - Computer Equipment - Capital Lease 7386 - Personal Property - Animals - Capitalized 7387 - Personal Property - Computer Software - Capitalized 7389 - Personal Property - Books and Reference Materials - Capitalized - ADDED 7391 - Central Supply Retail Store (Restricted to TBPC use only) 7393 - Merchandise Purchased for Resale 7394 - Raw Material Purchases 7406 - Rental of Furnishings and Equipment 7411 - Rental of Computer Equipment 7415 - Rental of Computer Software 7442 - Rental of Motor Vehicles 7445 - Rental of Aircraft 7449 - Rental of Marine Equipment 7510 - Telecommunications - Parts and Supplies 7512 - Personal Property - Telecommunications Equipment - Capitalized - NEW 7517 - Personal Property - Telecommunications Equipment - Expensed (Replaces 7523) 7519 - Real Property - Infrastructure - Telecommunications - Capital Lease 7520 - Real Property - Infrastructure - Telecommunications - Capitalized 7521 - Real Property - Infrastructure - Telecommunications - Expensed - NEW 7522 - Telecommunications - Equipment Rental 7523 - Telecommunications Equipment - Controlled - DELETED (See 7517)
--	---

Legend:

AI = Native American AS = Asian Pacific BL = Black HI = Hispanic WO = Woman

ATTACHMENT B

DOWNLOADING INSTRUCTIONS USING THE INTERNET

From the Internet...

The HUB Report is available on the internet at <http://www.tbpc.state.tx.us>.

- You will automatically be on the **Texas Building & Procurement Commission (formerly General Services Commission) Home Page**, on the right side of this page;
- Select: **HUB Information**
- Select the subsection on the right hand side of the page that you want, (e.g., for Fiscal Year 2002) this will give you the following options to select from:
 - Documentation Used to Compile the FY 02 Semi-Annual HUB Report
 - Sections I-VI
 - Section VII Summary by Agency
 - Consolidated Report & Analysis of Awards by Certified HUBs by Agency
 - Detail by Object Code
 - Supplemental Reports from Agencies
 - TPBC Executive Management Memos for Annual HUB Report
 - Graduated HUBs
 - HUB Reporting Procedures
- To download an agency's section, select:
 - File
 - Save As
- Save the download under the word processing software you currently use.
- To retrieve your file, select;
 - File
 - Open
- ❖ The document will need to be converted to ASCII format (please consult with your programmer for instructions).

ATTACHMENT C

RECORD LAYOUT FOR DOWNLOADING HUB VENDOR FILES

HUB_NAME.DAT

THIS FILE DESCRIBES THE FLAT ASCII FILE CALLED HUB_NAME.DAT. THIS FILE SHOWS ONLY ACTIVE HUBS AND INACTIVE HUBS THAT WERE ACTIVE FOR AT LEAST ONEDAY DURING THE CURRENT FISCAL YEAR. ANY PURCHASE MADE WITH A VENDOR WHO SATISFIES THESE CRITERIA (i.e., is on this list) REGARDLESS OF WHEN THE PURCHASE WAS MADE, IS A CONSIDERED 'HUB PURCHASE' FOR THE PURPOSE OF THE STATEWIDE HUB REPORT.

VENDOR ID NUMBER	13 CHARACTERS
VENDOR NAME	40 CHARACTERS
VENDOR ADDRESS LINE 1	40 CHARACTERS
VENDOR ADDRESS LINE 2	40 CHARACTERS
CITY	25 CHARACTERS
STATE	2 CHARACTERS
ZIP CODE	10 CHARACTERS
FOREIGN ADDRESS	40 CHARACTERS (If applicable. When this field is present, the city, state and zip code fields are blank)
PHONE NUMBER	20 CHARACTERS
FAX NUMBER	20 CHARACTERS
GENDER	1 CHARACTER, M OR F
ETHNIC CODE	2 CHARACTERS, BL = BLACK AS = ASIAN HI = HISPANIC AI = NATIVE AMERICAN WO = WOMAN OWNED
STATUS CODE	1 CHARACTER, IF 'A' : ACTIVE IF 'D' : DECERTIFIED IF 'G' : GRADUATED IF 'I' : INACTIVE IF 'M' : MAIL; NON RESPONSE IF 'O' : OLD VID IF 'V' : VENDOR REQUEST REMOVAL IF 'X' : AUDIT REMOVED
COUNTY	13 CHARACTERS
BUSINESS DESCRIPTION	254 CHARACTERS
VENDOR NUMBER	6 CHARACTERS
EXPIRATION DATE	11 CHARACTERS, IN FORMAT: '01-JAN 1995'
CONTACT NAME	50 CHARACTERS
TEXAS OFFICE FLAG	1 CHARACTER
INTERNET ADDRESS	50 CHARACTERS
QISV FLAG	1 CHARACTER
LONE STAR FLAG	1 CHARACTER
SMALL BUSINESS FLAG	1 CHARACTER
TOTAL:	642 CHARACTERS

FORMS ARE AVAILABLE FOR DOWNLOADING AT: <ftp://ftp.tbpc.state.tx.us/pub/>

HUB_GSCINFO_ADDED.P01

THIS FILE DESCRIBES THE FORMAT OF THE RECORDS IN THE FILE, HUB_GSCINFO_ADDED.P01. THE FILE IS GENERATED ON THE FIRST SATURDAY OF EACH MONTH AND INCLUDES VENDORS WHICH HAVE BEEN CERTIFIED AS HUBS DURING THE PREVIOUS MONTH. HUB_GSCINFO_ADDED.P01 IS IN COMMA-DELIMITED FORMAT AND INCLUDES THE FOLLOWING FIELDS:

**Vendor Name
VID No.
Address line 1
Address line 2
City/State/Zip
Phone
Fax
Email Address
Ethnicity/Gender
Status Code
Date Approved**

ETHNICITY/GENDER LEGEND:

**BL Black
AS Asian
HI Hispanic
AI Native American
WO Women Owned
NA Not Applicable
M Male
F Female**

FORMS ARE AVAILABLE FOR DOWNLOADING AT: <ftp://ftp.tbpc.state.tx.us/pub/>

HUB_GSCINFO_DELS.P01

THIS PAGE DESCRIBES THE FORMAT OF THE RECORDS IN THE FILE, HUB_GSCINFO_DELS.P01. THIS FILE IS GENERATED ON THE FIRST SATURDAY OF EACH MONTH AND INCLUDES HUBS WHO WERE DECERTIFIED DURING THE PREVIOUS MONTH. HUB_GSCINFO_DELS.P01 IS IN COMMA-DELIMITED FORMAT AND INCLUDES THE FOLLOWING FIELDS:

**Vendor Name
VID No.
Address line 1
Address line 2
City/State/Zip
Phone
Fax
Email Address
Ethnicity/Gender
Status Code
Date Off**

STATUS CODE LEGEND:


**M - Mail; Non response
D - TXDOT or COH decertified
G - Graduated
I - Inactive TXDOT or COH
R - Rejected
V - Vendor requested removal
X - Audit removal

XM - Audit removal/Mail-No Response
XO - Audit Removal/Ownership - Not 51% owned
XP - Audit Removal/Participation - Not actively participating
XV - Audit Removal/Vendor requested removal
XE - Audit Removal/Eligibility - Not Eligible
XG - Audit Removal/GRADUATED**

ETHNICITY/GENDER LEGEND:

**BL Black
AS Asian
HI Hispanic
AI Native American
WO Women Owned
NA Not Applicable
M Male
F Female**

FORMS ARE AVAILABLE FOR DOWNLOADING AT: <ftp://ftp.tbpc.state.tx.us/pub/>



AFFIRMING TOMORROW THROUGH ACTION TODAY
http://www.tbpc.state.tx.us/hubbid/hub_report/fy2/index.html

