


P4050.3
H 629
1998-99A

STATE OF TEXAS

FISCAL YEAR 1999 ANNUAL
HISTORICALLY UNDERUTILIZED BUSINESS (HUB) REPORT

REFERENCE



Government Publications
Texas State Documents

JAN 03 2000 *27*

Depository
Dallas Public Library

AFFIRMING TOMORROW THROUGH ACTION TODAY

Government Publications

010601

Dallas Public Library

TABLE OF CONTENTS

EXECUTIVE MANAGEMENT LETTER		
Executive Director Cover Letter with Attachments (A1 - A5)		
DOCUMENTATION TO COMPILE THE STATEWIDE HUB REPORT		1
SECTION I	STATEWIDE TOTALS	9
SECTION II	STATEWIDE ANALYSIS OF AWARDS	
	(A) Statewide Analysis of Total Awards	10
	(B) Statewide Analysis of Awards by Certified HUBs	10
	(C) Statewide Analysis of Awards by Certified HUBs by Procurement Category	11
SECTION III	EXECUTIVE SUMMARY	
	(A) Ten (10) Largest Spending Agencies by Total Expenditures	14
	(B) Ten (10) Agencies Spending More than \$5 Million with <u>Largest Percentage Spent with Adjusted HUBs</u>	15
	(C) Ten (10) Agencies Spending More than \$5 Million with <u>Smallest Percentage Spent with Adjusted HUBs</u>	16
	(D) Sixteen (16) Agencies with \$0 Expenditures with Adjusted HUBs	17
SECTION IV	ANALYSIS OF AWARDS	
	(A) Procurement Categories and Included Expenditure Object Codes for the FY '99 Annual HUB Report	18
	(B) By Six Categories By Object Code	22
	(C) By Object Code	26
SECTION V	GROUP PURCHASING	30
SECTION VI	PURCHASES AWARDED AND MANAGED BY GSC	
	(A) Central Procurement Services	32
	(B) Design and Construction	33
SECTION VII	AGENCIES' EXPENDITURE SUMMARY DATA	
	(A) List By Agency Name	34
	(B) List By Agency Number	35
	(C) Summary Data Pages (217 reporting agencies)	
SECTION VIII	SUPPLEMENTAL REPORTS	
	(A) Supplemental Summary Letters	
	(B) Number of HUBs Participating in State Bond Issuances	
	(C) Number of HUB Bids/Proposals Received	
ATTACHMENT 1	STATE DEPOSITORY LIBRARIES LISTING	
ATTACHMENT 2	HUB REPORTING PROCEDURES	

AFD 5249

EXECUTIVE MANAGEMENT LETTER



General Services Commission

1711 San Jacinto P.O. Box 13047
Austin, Texas 78711-3047
Web Site: www.gsc.state.tx.us
(512) 463-3035

CHAIRMAN
Gene Shull
COMMISSIONERS
Tomas Cardenas, Jr., P.E.
Jim Cox
Dionicio Vidal Flores, P.E.
Fred N. Moses
Barbara Rusling

To: The Honorable George W. Bush, Governor of Texas
The Honorable Rick Perry, Lieutenant Governor
The Honorable James E. "Pete" Laney, Speaker of the House of Representatives

From: Carl Mullen, Acting Executive Director, General Services Commission (GSC)
Sal Valdez, Director, Business Services Division, GSC

Date: October 15, 1999

Re: Fiscal Year 1999 (FY '99) Annual Historically Underutilized Business (HUB) Report

The Texas Government Code, Chapter 2161 governs the Texas Historically Underutilized Business (HUB) Program and requires an annual fiscal year report be submitted in April to the Governor and the presiding officer of each house of the Legislature. Attached is a copy of the FY '99 Annual HUB Report. A narrative description of the report, identifying the criteria of how the report was compiled, begins on page 1 of the HUB Report.

In accordance with the Texas Government Code, the GSC is required to report all expenditures including treasury, non-treasury, and subcontracting, term contract and group purchasing data. The Comptroller of Public Accounts reports all treasury data and each agency and institution of higher education reports non-treasury and subcontracting data to the GSC. **Sixty-three (63)** agencies/universities reported non-treasury data and **Forty-nine (49)** agencies/universities submitted HUB subcontracting data. Although a routine review of the report information is conducted, the GSC cannot verify the non-treasury, subcontracting, term contract and group purchasing data submitted by the state agencies or universities to determine the accuracy or completeness of the data.

State agencies and institutions of higher education receive credit for awards made to **all HUBs actively certified** by the GSC during the annual reporting period (September 1, 1998 - August 31, 1999). The format for the FY '99 Annual HUB Report reflects six adjusted procurement HUB goals approved by the Commission in FY '96. The State of Texas' consolidated total expenditures by procurement categories, total non-HUB expenditures, total adjusted HUB expenditures, and total other HUB expenditures are shown below (dollars are rounded):

PROCUREMENT CATEGORY (UNADJUSTED HUB GOAL)	TOTAL EXPENDITURES	TOTAL NON-HUB EXPENDITURES	TOTAL ADJUSTED HUB EXPENDITURES	ADJUSTED HUB GOAL	TOTAL OTHER HUB EXPENDITURES	OTHER HUB GOAL
Heavy Construction (11.9%)	\$2,520,242,552	\$2,460,769,223	\$137,796,713 (5.46%)	6.6 %	\$157,319,988 (6.24%)	5.3%
Building Construction (26.1%)	\$ 501,451,893	\$ 475,013,524	\$ 46,403,904 (9.25%)	25.1 %	\$ 7,543,335 (1.50%)	1.0%
Special Trade (57.2%)	\$ 232,087,563	\$ 191,815,088	\$ 25,508,543 (10.9%)	47.0 %	\$ 19,830,928 (8.54%)	10.2%
Professional Services (20.0%)	\$ 258,426,374	\$ 233,395,329	\$ 27,808,155 (10.7%)	18.1 %	\$ 13,235,432 (5.12%)	1.9%
Other Services (33.0%)	\$1,433,038,052	\$1,290,593,847	\$ 185,839,719 (12.9%)	33.0 %	N/A	N/A
Commodity Purchasing (12.6%)	\$1,976,050,991	\$1,708,110,951	\$ 198,065,499 (10.0%)	11.5 %	\$ 78,274,362 (3.96%)	1.1%

Note: All dollars are rounded based upon Section I of the HUB Report. The dollars and percentages are bolded where the HUB goals have been met or exceeded.

For comparison purposes only, Attachment A-1, Executive Management Summary highlights a statewide comparison between FY '98 and FY '99 annual consolidated expenditures and overall HUB percentages of the six procurement categories.

HUB subcontracting dollars are (indirect HUB) payments made to a HUB subcontractor by a non-HUB prime contractor under contract with a state agency or institution of higher education. HUB subcontracting payments are identified in the "Total Non-HUB" column and in the "Total Adjusted HUB and Other HUB" columns. The purpose of identifying this data is two-fold. First, to make a distinction between the dollars awarded directly to non-HUB prime contractors and HUB prime contractors by state agencies. Second, to report and to give credit for indirect HUB payments made to HUB subcontractors by non-HUB prime contractors using the Good Faith Effort (GFE) criteria established by state agencies and institutions of higher education. Attachments A-2 and A-3 are bar graphs identifying the HUB direct payments and the HUB indirect payments (HUB subcontracting) in relation to non-HUB payments for the FY '98 and FY '99 Annual HUB reporting periods.

September 15, 1999, was the scheduled reporting deadline for submitting treasury, non-treasury, subcontractor, and/or group purchasing expenditure data (all mandatory) and the procurement card HUB data (optional) for the Fiscal Year 1999 Annual HUB Report. The Supplemental Reports (mandatory reports): HUBs Participating in State Bond Issuances and the HUBs Submitting Bids and/or Proposals and the Supplemental Summary Letter (optional) were also due at this time. **Fifty-one (51)** agencies/universities submitted supplement summary letters that provided additional clarification on how their agency has made a good faith effort to assist HUBs in reaching the agency's goals. An example of this is the Lottery Commission. Agency's supplemental letters can be viewed at <http://www.gsc.state.tx.us/stpurch/99supsum.html>.

To assist agencies in reporting accurate data, HUB Reporting Procedures are included within the FY '99 Annual HUB Report. This includes information on pre-orders of the FY '99 Annual HUB Reports prior to September 15, 1999, and the Semi-Annual HUB Report prior to March 15, 2000. The HUB Reporting Procedures and order form is also available on the Internet at:

<http://www.gsc.state.tx.us/stpurch/hubpro.html>.

If you have any questions or need further information, please contact Robert Hall, Program Director, HUB Certification and Compliance Program at (512) 463-3419 or Cynthia B. Smith, HUB Reporting Coordinator, at (512) 463-3174.

CM:RH:cbs

Attachments: (A-1) HUB Report Statewide Executive Management Summary
(A-2 & A-3) FY '98 & FY '99 Annual HUB Report Expenditures Chart
(A-4 & A-5) FY '98 & FY '99 Statewide Analysis of HUB Report Expenditures

cc: Members of the 76th Legislature
GSC Commissioners
State Agency Executive Directors
State Agency Purchasing Directors
HUB Cooperative Committee Members

HISTORICALLY UNDERUTILIZED BUSINESS (HUB) REPORT
EXECUTIVE MANAGEMENT SUMMARY
FY '98 AND FY '99
ANNUAL

EFFECTIVE FY '96

PROCUREMENT UTILIZATION GOALS AND PROCUREMENT CATEGORIES

ADJUSTED (UNDERUTILIZED) AND OTHER (OVERUTILIZED) HUB GROUPS

FY '98 & FY '99

STATEWIDE ANNUAL HUB REPORT COMPARISON -

CONSOLIDATED TOTAL EXPENDITURES BY PROCUREMENT CATEGORY

FY '98 & FY '99

STATEWIDE ANNUAL HUB REPORT COMPARISON -

OVERALL HUB PERCENTAGES

FY '98 & FY '99

STATEWIDE ANNUAL HUB REPORT COMPARISON -

ANALYSIS OF AWARDS BY CERTIFIED HUBS

I. HUB GOALS AND GROUP UTILIZATION

Procurement Category	Unadjusted HUB Goal	Adjusted HUB Goal	Other HUB Goal
Heavy Construction	11.9%	6.6% (BL, HI, AS, NA)	5.3% (WO)
Building Construction	26.1%	25.1% (BL, HI, WO)	1.0% (AS, NA)
Special Trade	57.2%	47.0% (BL, HI)	10.2% (AS, NA, WO)
Professional Services	20.0%	18.1% (BL, HI, WO)	1.9% (AS, NA)
Other Services	33.0%	33.0% (BL, HI, AS, NA, WO)	N/A
Commodity Purchasing	12.6%	11.5% (BL, HI, WO)	1.1% (AS, NA)

HUB Groups are identified as follows:

- AS = Asian Pacific American;
- BL = Black American;
- HI = Hispanic American;
- NA = Native American;
- WO = Woman (all women excluding NA, AS, BL, and HI women)

II. STATEWIDE - ANNUAL FISCAL YEAR 1998 CONSOLIDATED TOTAL EXPENDITURES

Procurement Category (Unadjusted HUB Goal)	Total Expenditures	Total Non-HUB Expenditures*	Total Adjusted (Underutilized) HUBs*	Total Other (Overutilized) HUBs*
Heavy Construction	\$2,163,759,149	\$2,114,156,028 (97.71%)	\$133,272,840 (6.16%)	\$156,901,124 (7.25%)
Building Construction	\$ 411,473,097	\$ 395,788,516 (96.19%)	\$ 32,462,989 (7.89%)	\$ 3,702,579 (.899%)
Special Trade	\$ 198,437,256	\$ 162,862,694 (82.07%)	\$ 16,792,000 (8.46%)	\$ 23,122,904 (11.6%)
Professional Services	\$ 214,309,994	\$ 186,622,010 (87.08%)	\$ 27,457,871 (12.81%)	\$ 13,947,552 (6.51%)
Other Services	\$1,285,246,296	\$1,173,884,243 (91.34%)	\$144,075,182 (11.21%)	N/A
Commodities Contracts	\$2,009,336,766	\$1,734,611,285 (86.33%)	\$200,653,133 (9.99%)	\$ 80,052,693 (2.90%)

* See HUB Report cover letter, paragraph 4, for explanation of HUB Subcontracting. Bolded expenditures and percentages denote where goals have been met or exceeded.

III. STATEWIDE - ANNUAL FISCAL YEAR 1999 CONSOLIDATED TOTAL EXPENDITURES

Procurement Category (Unadjusted HUB Goal)	Total Expenditures	Total Non-HUB Expenditures*	Total Adjusted (Underutilized) HUBs*	Total Other (Overutilized) HUBs*
Heavy Construction	\$2,520,242,552	\$2,460,769,223 (97.6%)	\$137,796,713 (5.46%)	\$157,319,988 (6.24%)
Building Construction	\$ 501,451,893	\$ 475,013,524 (94.7%)	\$ 46,403,904 (9.25%)	\$ 7,543,335 (1.50%)
Special Trade	\$ 232,087,563	\$ 191,815,088 (82.6%)	\$ 25,508,543 (10.9%)	\$ 19,830,928 (8.54%)
Professional Services	\$ 258,426,374	\$ 233,395,329 (90.3%)	\$ 27,808,155 (10.7%)	\$ 13,235,432 (5.12%)
Other Services	\$1,433,038,052	\$1,290,593,847 (90.0%)	\$185,839,719 (12.9%)	NA
Commodities Contracts	\$1,976,050,991	\$1,708,110,951 (86.4%)	\$198,085,499 (10.0%)	\$ 78,274,362 (3.96%)

* See HUB Report cover letter, paragraph 4, for explanation of HUB Subcontracting. Bolded expenditures and percentages denote where goals have been met or exceeded.

IV. STATEWIDE - ANNUAL FISCAL YEARS 1998 AND 1999 PERCENTAGE COMPARISON

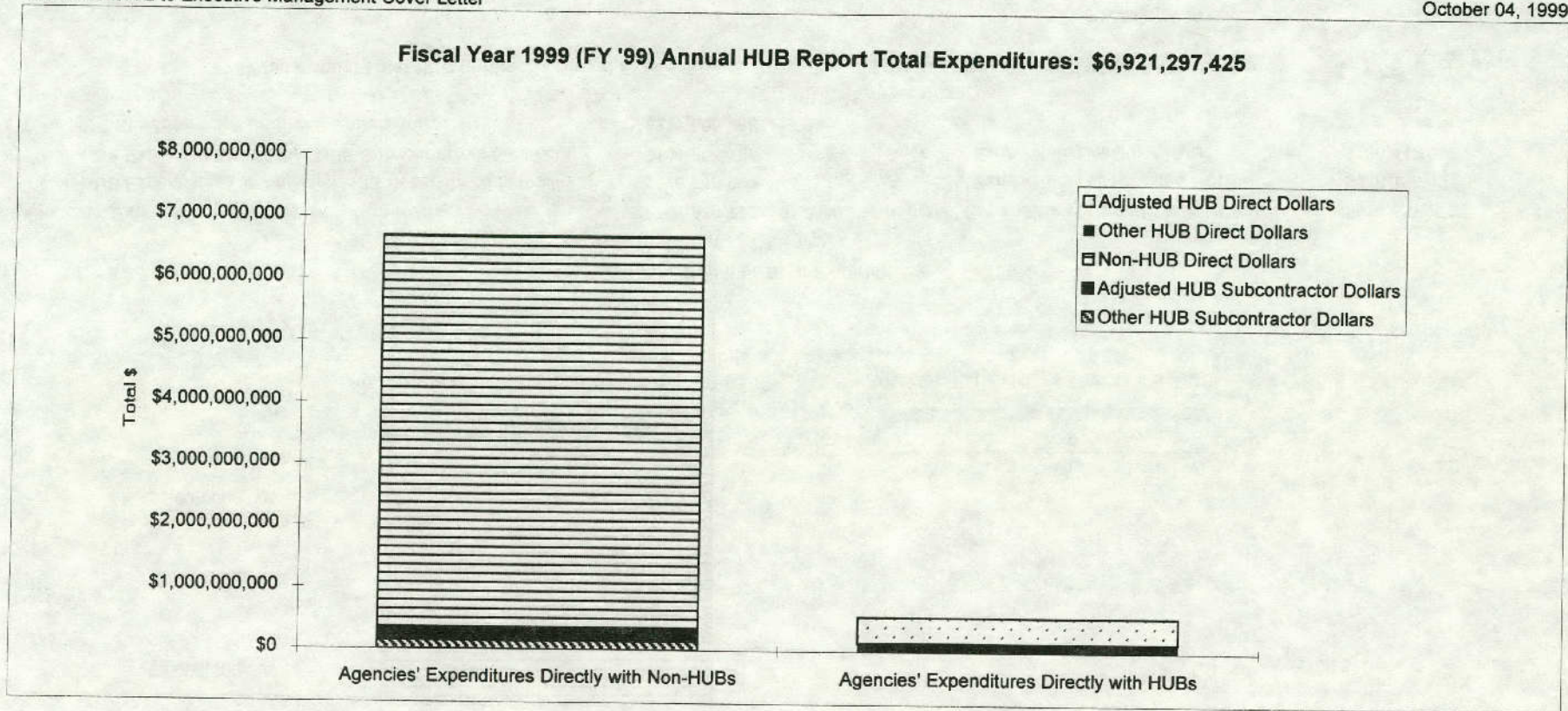
Annual HUB Report	Total Expenditures	Total HUB Expenditures	Adjusted (Underutilized) HUB Expenditures	Other (Overutilized) HUB Expenditures
FY '98	\$6,282,562,558	\$832,440,867 (13.25%)	\$554,714,015 (8.83%)	\$277,726,852 (4.42%)
FY '99	\$6,921,297,425	\$897,626,567 (12.97%)	\$621,422,533 (8.97%)	\$276,204,045 (3.99%)

V. STATEWIDE - ANNUAL FISCAL YEARS 1998 AND 1999 ANALYSIS OF AWARDS

Semi-Annual HUB Report	Number of Certified HUBs	Number of HUBs Receiving Awards	Percent (%) of HUBs Receiving Awards
FY '98	7,230	3,507	49%
FY '99	7,246	3,508	48%

NOTE: Effective Fiscal Year 1996 (FY '96), the State no longer has an overall HUB goal. For comparison purposes only, the General Services Commission (GSC) conducted an analysis of the FY '98 and the FY '99 Annual HUB Reports. The total dollars spent by the State of Texas were compared with the total dollars and percentages awarded to HUBs. The State's overall HUB percentage for the **Annual FY '98 reporting period was 13.25 percent**. The HUB percentage for the **Annual FY '99 reporting period is 12.97 percent**. The Annual FY '98 and FY '99 comparison is shown in Section IV above.

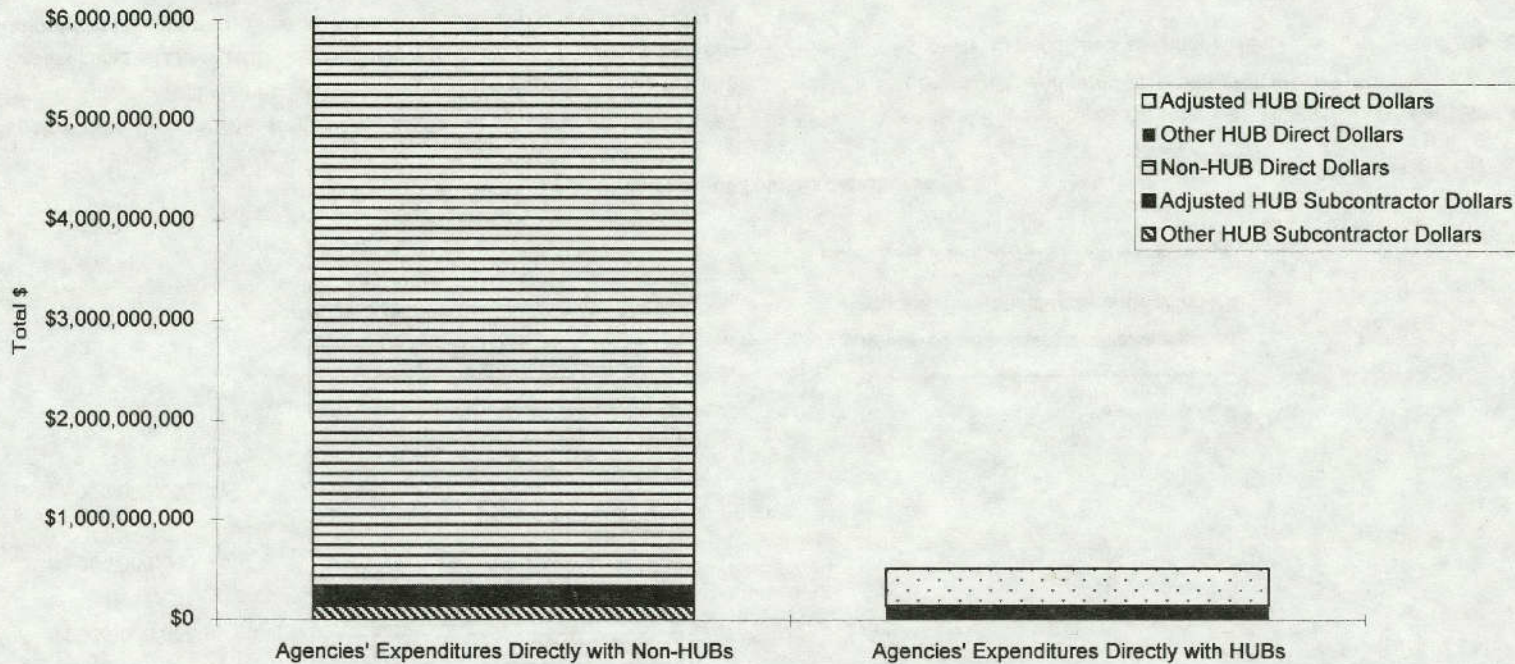
Statistical Sources: All dollars in Sections II, III, and IV above are rounded based upon Section I of the HUB Report. Section V above is based upon Section II of the HUB Report.



FY '99 Annual Detail of Total Expenditures

Agencies' Expenditures Directly with Non-HUBs:	\$6,359,697,962	91.89%	Agencies' Expenditures Directly with HUBs:	\$561,599,453	8.11%
Non-HUB Expenditures w/ Adjusted HUB Subcontractors (Indirect):	\$200,177,886		Agencies' Expenditures w/ Adjusted HUBs:	\$421,244,641	
Non-HUB Expenditures w/ Other HUB Subcontractors (Indirect):	\$135,849,228		Agencies' Expenditures w/ Other HUBs:	\$140,354,812	
Total HUB Subcontractor (Indirect) Expenditures:	\$336,027,114	4.85%			
FY '99 Annual Total HUB (Indirect + Direct) Expenditures:	\$897,626,567	12.97%			

Fiscal Year 1998 (FY '98) Annual HUB Report Total Expenditures: \$6,282,562,558



Dollars are rounded based on Section I of HUB Report

FY '98 Annual Detail of Total Expenditures

Agencies' Expenditures Directly with Non-HUBs:	\$5,767,924,776	91.81%	Agencies' Expenditures Directly with HUBs:	\$514,637,773	8.19%
Non-HUB Expenditures w/ Adjusted HUB Subcontractors (Indirect):	\$176,518,890		Agencies' Expenditures w/ Adjusted HUBs:	\$378,195,121	
Non-HUB Expenditures w/ Other HUB Subcontractors (Indirect):	\$141,284,196		Agencies' Expenditures w/ Other HUBs:	\$136,442,652	
Total HUB Subcontractor (Indirect) Expenditures:	\$317,803,086	5.06%			
FY '98 Annual Total HUB (Indirect + Direct) Expenditures:	\$832,440,859	13.25%			

**HUB REPORT EXPENDITURES BY HUB CATEGORIES
REPORTED BY GENERAL SERVICES COMMISSION
1992 - 1999**

	CY 1992	CY 1993	FY 1994	FY 1995	FY 1996	FY 1997	FY 1998	FY 1999
AP	\$10,721,811	\$48,840,924	\$53,547,733	\$78,675,574	\$97,649,770	\$96,385,872	\$109,559,045	\$115,212,977
BL	\$2,067,404	\$30,255,793	\$46,301,270	\$69,886,935	\$67,818,519	\$63,299,992	\$71,277,138	\$82,395,220
HI	\$7,586,180	\$113,349,517	\$162,823,491	\$313,854,216	\$283,362,805	\$232,046,236	\$227,852,608	\$255,722,066
NA	\$3,279,864	\$23,921,930	\$35,922,736	\$36,324,253	\$13,966,582	\$9,517,714	\$12,730,821	\$14,496,473
WO	\$46,200,568	\$154,374,015	\$293,916,876	\$390,133,296	\$473,047,173	\$383,147,976	\$411,021,258	\$429,799,844
Total Purchased with HUBs	\$69,855,827	\$370,742,179	\$592,512,106	\$888,874,274	\$935,844,849	\$784,397,790	\$832,440,870	\$897,626,580
Non-HUB Awards	\$3,147,086,364	\$4,234,974,460	\$4,613,385,060	\$5,088,755,748	\$5,319,815,936	\$5,236,880,326	\$5,767,924,776	\$6,359,697,965
Total Purchases	\$3,216,942,191	\$4,452,956,416	\$4,984,687,193	\$5,593,531,745	\$5,798,328,187	\$5,677,427,983	\$6,282,562,561	\$6,921,297,428

Legend: AP = Asian Pacific; BL = Black; HI = Hispanic; NA = Native American; WO = Woman Owned

NOTE 1: Percentages are rounded based on HUB Report Section II (Analysis of Awards by Certified HUBs).

NOTE 2: Total Percentage Purchased from HUBs includes HUB Subcontracting which are paid by Non-HUB Primes.

NOTE 3: HUB Report Data for Calendar Year (CY) 90 & 91 was maintained by the former Texas Department of Commerce.

NOTE 4: Effective FY '96 GSC implemented the results of the Texas Disparity Study and mid-level certification.

NOTE 5: Effective FY '00 GSC Business Services Division implemented full-level certification.

**HUB REPORT PERCENTAGES BY CATEGORIES
REPORTED BY GENERAL SERVICES COMMISSION
1992 - 1999**

	CY 1992	CY 1993	FY 1994	FY 1995	FY 1996	FY 1997	FY 1998	FY 1999
AP	0.33%	1.10%	1.07%	1.41%	1.68%	1.70%	1.74%	1.66%
BL	0.06%	0.68%	0.93%	1.25%	1.17%	1.11%	1.13%	1.19%
HI	0.24%	2.55%	3.27%	5.61%	4.89%	4.09%	3.63%	3.69%
NA	0.10%	0.54%	0.72%	0.65%	0.24%	0.17%	0.20%	0.21%
WO	1.44%	3.47%	5.90%	6.97%	8.16%	6.75%	6.54%	6.21%
Percentage Purchased From HUBs	2.17%	8.33%	11.89%	15.89%	16.14%	13.82%	13.25%	12.96%
Non-HUB Awards	97.83%	95.10%	92.55%	90.98%	91.75%	92.24%	91.81%	91.89%
Total Purchases	100.00%	100.00%	100.00%	100.00%	100.00%	100.00%	100.00%	100.00%

Legend: AP = Asian Pacific; BL = Black; HI = Hispanic; NA = Native American; WO = Woman Owned

NOTE 1: Percentages are rounded based on HUB Report Section II (Analysis of Awards by Certified HUBs).

NOTE 2: Total Percentage Purchased from HUBs includes HUB Subcontracting which are paid by Non-HUB Primes.

NOTE 3: HUB Report Data for Calendar Year (CY) 90 & 91 was maintained by the former Texas Department of Commerce.

NOTE 4: Effective FY '96 GSC implemented the results of the Texas Disparity Study and mid-level certification.

NOTE 5: Effective FY '00 GSC Business Services Division implemented full-level certification.

DOCUMENTATION TO COMPILE THE STATEWIDE HUB REPORT

GENERAL SERVICES COMMISSION
FISCAL YEAR 1999 (FY '99) ANNUAL HUB REPORT

DOCUMENTATION TO COMPILE THE STATEWIDE HUB REPORT

Reporting Period for Annual Report:
HUB Report Data Submittal Deadline:

12 months FY '99
09/15/99

Submit Data Paid During This Date Range: 09/1/98 - 08/31/99
HUB Report Available: 10/15/99

Accessing The FY '99 Annual HUB REPORT:

- ◆ During previous fiscal years, the GSC distributed two courtesy copies of the HUB Report to the Executive Director or equivalent and to the Purchasing Director of each agency and institution of higher education. The GSC will only provide copies of the HUB Report to agencies and institutions of higher education that place an advance order. A HUB Report order form with a purchase order number must be completed and submitted to the GSC HUB Reporting Coordinator by March 15th for the Semi-Annual Report or by September 15th for the Annual HUB Report. The HUB report's fee is on a cost recovery basis and its estimated cost is \$30.00. To order the FY '99 Annual HUB Report in advance, please see the HUB Report order form in the HUB Reporting Procedures, Attachment 2 of the HUB Report or you may call (512) 463-3174 to request an order form. The order form is also available on the Internet at the following address: <http://www.gsc.state.tx.us/stpurch/hubpro.html>
- ◆ The FY '99 Annual HUB Report will be available through the following options on October 15, 1999:
 - Internet via <http://www.gsc.state.tx.us/procinfo.html> (scroll down to HUB Information and make your selection);
 - Texas State Depository Libraries; please refer to Attachment A of the HUB Report for a complete listing of the depository libraries in Texas.

Data Included in HUB Report:

Please refer to the HUB Reporting Procedures (Attachment 2 of the HUB Report) for the required format to submit expenditure data.

- ◆ **Expenditure Codes** - Only records with allowed expenditure object codes are processed for a list of Procurement Categories to be used for compiling the FY '99 Annual HUB Report which identifies the included object codes. There is one exception, if the object code is 7391, then it may only be used by agency 303.
- ◆ **Treasury** - The total expenditure data reported includes Treasury funds. These are funds maintained in the State Treasury, paid through, and reported by the Comptroller's Office to GSC for each state agency or institution of higher education.
- ◆ **Non-Treasury** - The total expenditure data reported may include Non-Treasury funds which are not maintained in the State Treasury (i.e. local funds). These are funds deposited and maintained in a local bank. Payments made with Non-Treasury funds are compiled and reported by the contracting state agency or institution of higher education to GSC.
- ◆ **Sub-Contractor** - The data reported is based on payments made to GSC certified HUBs by a Non-HUB Prime Contractor, vendor or supplier under contract with a state agency or institution of higher education and is compiled and reported to GSC by the contracting state agency or institution. The object code reported for a HUB Subcontractor payment should be based on the same object code used to pay the Non-HUB Prime Contractor. Therefore, when an agency is reporting HUB Subcontractor data, the agency must report the HUB Subcontractor payment by using the same object code used to pay the Non-HUB Prime Contractor. This is because the Non-HUB Prime Contractor pays the HUB Subcontractor from the payments received from the agency and GSC uses the total paid within an object code to identify the prime dollars spent to derive a percentage for HUB subcontracting. As a general rule, the total paid to the HUB Subcontractor should not exceed the total paid to the Non-HUB Prime Contractor. If the object code total for the HUB Subcontractor amount reported is greater than the grand total for the same object code paid to Non-HUB Prime Contractors, the HUB subcontracting records will be considered inaccurate and will be rejected and will not be included in the HUB Report.

➤ **EFFECTIVE FY '98 - New Update: REPORTING OF PROCUREMENT CARD HUB PURCHASES:**

- ◆ **Procurement Card Purchases** - The Procurement Card is a payment method and is not to be used to circumvent any statutory or regulatory purchasing requirements, (e.g., use of CMBL for obtaining 3 bids with a minimum of 2 bids from HUBs, and QISV purchasing procedures, etc.). Procurement Card purchases made with Treasury funds are identified through PCC H (not PCC A), and the Bank of America (BOA) VID number. These payments made to BOA VID numbers with Treasury funds will be reported to GSC by the Comptroller's Office for each agency and institution of higher education. If the VID is identified as a payment to BOA, it will remain in each agency's and institution of higher education's total expenditure base.

State agencies and institutions of higher education using **Non-Treasury** funds are **required** to submit the detail summary records of the total payments made to the procurement card vendor (BOA) during the Semi-Annual and Annual HUB reporting periods. These direct payments to BOA using **Non-Treasury** funds must be reported to GSC in the ASCII format prescribed by GSC using an "N" as the type of record identifier.

In addition, an agency or institution of higher education may **choose** to track and report HUB expenditures when using the Procurement Card as a method of payment to offset or improve their overall HUB expenditures. If an agency or institution of higher education decides to track and report this data, then it must be reported to GSC. Please refer to the HUB Reporting Procedures (on the Internet at: <http://www.gsc.state.tx.us/stpurch/hubpro.html> or Attachment 2 of the HUB Report) for the required ASCII format and for additional reporting information. You may also refer to the 946-A1 term contract, Section 5, for the BOA point of contact. You may view the contract on the Internet at: http://www.gsc.state.tx.us/cat_page/cat_946_a1_9705.html.

Note: If your agency is using BOA's Smart Data System, please contact Toinette Holmes by email at Toinette.A.Holmes@bankofamerica.com to set up the modified custom Procurement Card HUB Report and a copy of the HUB Reporting instructions. Toinette Holmes can be reached at (512) 397-2277.

- ◆ **DIR Data** - Reported by the Comptroller's Office on behalf of the Department of Information Resources (DIR) for each state agency or institution of higher education which participates in DIR's cooperative contracts program, including purchases made for agencies using Non-Treasury funds. An agency reporting Non-Treasury funds should not report DIR purchases. Effective FY '97, DIR commenced entering purchasing data in USAS along with the purchasing agency's number in the "comp/agy obj" field. The Comptroller's Office pulls the purchasing agency's number from the "comp/agy obj" field and replaces DIR's agency number, 313, for all purchases made in the cooperative contracts program and reports it to GSC with Treasury data. If you have questions about your agency's DIR detail records, please call Bill Peek at (512) 463-3253.
- ◆ **TPFA Data** - Reported by the Comptroller's Office on behalf of Texas Public Finance Authority (TPFA) for each state agency or institution of higher education which finances large purchases through TPFA. TPFA enters in USAS the purchasing agency's number in the "comp/agy obj" field. The Comptroller's Office pulls the purchasing agency's number from the "comp/agy obj" field and replaces TPFA's agency number (347) for all master lease purchases made out of Fund 735, Appropriation 05755 by the Texas Public Finance Authority and reports it to GSC with the Treasury data.
- ◆ **Interagency Payments** - Interagency Payments are excluded if the agency's Comptroller assigned identification number, NOT the agency's federal identification number, is used for payment. Agencies and institutions of higher education are encouraged not to use the federal identification number when making interagency payments if you want the payment to be excluded. The HUB Reporting programs do not make a distinction between a federal identification number of an agency or institution of higher education and a vendor under contract with the State. For interagency payments to be excluded from the HUB Report, the Comptroller assigned identification number, which is a 9-digit base number for all state agencies/institutions, must be used. This number is pre-fixed with a three (3) and includes the agency's 3-digit agency code repeated three times. For example, GSC's Comptroller assigned identification number is 3-303303303-7. The last digit is a check digit (mod ten calculation assigned by the computer). Please call the Comptroller's Payee Section at (512) 463-3660 for check digit information. Payments to Texas Industries for the Blind and Handicapped (TIBH), using the following vendor identification number 17419760511, are excluded.

◆ **Term Contract** - If the payment is identified as a Term Contract, it is excluded from each agency's total expenditure base and shown as a separate line item. In accordance with Legislation, Term Contracts will be subtracted from each agency's base total and will be shown under GSC's Central Procurement Services. Term Contracts are identified through the Purchase Category Codes (PCC). The vendor number (VID) is also verified as a Term Contract vendor. Listed below are the PCCs used to identify a Term Contract:

- A** - Purchase of items from GSC Term Contracts using the GSC automated purchasing system (Automated purchase orders). See GSC Rule 1TAC 113.10 - GSC Term Contract Purchase.
- B** - A purchase of a pre-scheduled bid opening date, allowing the GSC to confirm orders for goods (i.e., calendars, dairy, bread, fertilizer, etc.). See GSC Rule 1TAC 113.10 GSC Term Contract Purchase.
- C** - Purchases from GSC Non-Automated Term Contracts using hard copy requisition/purchase order forms rather than the automated purchasing system (PCC "A"), i.e. custom blank forms, custom printing on envelopes, paper, etc. See GSC Rule 1TAC 113.10 GSC Term Contract Purchase.
- J** - Purchases of books and other library materials on contracts (Term Contract - Commodity Class 715). See GSC Rule 1TAC 113.10 - GSC Contract Purchase.

The programs identify HUBs as follows:

- **HUB Credit** - If a payment made to an 11-digit VID is identified as a GSC certified HUB, it is added to the total expenditure base and to the HUB total.
 - ❑ All records with approved code 'A', regardless of expiration dates;
 - ❑ All records with the status code of "D, G, I, M, O, V, X" and the date off is within the fiscal year reporting period (i.e. 9/1 - 8/31 of the current fiscal year), then the agencies receive HUB credit for the entire fiscal year.
- **No HUB Credit** - If a payment made to an 11-digit VID is not identified as a GSC certified HUB, then the amount is added to the total expenditure base only.
 - ❑ All records with status code 'R' or 'N';
 - ❑ All records with the status code of "D, G, I, M, O, V, X" and the date off is outside the fiscal year reporting period (i.e. 9/1 - 8/31 of the previous fiscal year) then the agencies receive no HUB credit for the entire fiscal year.

Eleven status codes, which indicate active and inactive files, are below:

➤ A - Active	➤ I - Inactive TxDOT	➤ R - Rejected
➤ D - Decertified TxDOT	➤ M - Mail Returned	➤ V - Vendor Requested Removal
➤ P - Pending	➤ N - Not HUB	➤ X - Audit Removal
➤ G - Graduated	➤ O - Old/Outdated	

Should you have questions related to the HUB Directory, HUB Certification and Compliance, Centralized Master's Bidder's List (CMBL) or Bid Tabulation, Economic Opportunity Forum (EOF) schedules, and the HUB Report or HUB Reporting Procedures, please contact the corresponding numbers below:

Business Services - HUB Program	(512) 463-3419	Business Services/ Bid Services	(512) 463-3416 (888) 472-0500
Robert Hall, Program Director	512) 463-3533	Greg Watson, Program Manager	(512) 475-2431
Henry Johnson, Assistant Program Director	(512) 475-2414		
Grace Munoz HUB Certification	(512) 463-5872 (888) 863-5881	Susana Rivera, Supervisor, Bid Tabulation	(512) 463-3378
Angie Brown, EOF	(512) 463-3364		
Cynthia B. Smith, HUB Reporting	(512) 463-3174		

Documentation to compile the Statewide HUB Report is as follows:

SECTION I: STATEWIDE TOTALS

STATEWIDE TOTALS

The report in this section shows the State of Texas' consolidated total for each procurement category of all state agencies within Section VII (Agency Expenditure Summary Data) of the HUB Report. It shows the detail summary line totals for each procurement category. Below is a description of the columns of this report:

1. **STATE OF TEXAS UNADJUSTED HUB GOAL - The statewide unadjusted HUB goal is shown for each procurement category. The goals are below:**

<u>Procurement Category</u>	<u>Unadjusted HUB Goal</u>	<u>Adjusted HUB Goal</u>	<u>Other HUB Goal</u>	<u>HUB Descriptions</u>
Heavy Construction:	11.9%	6.6% (BL, HI, AS, NA)	5.3% (WO)	NA - Native American
Building Construction:	26.1%	25.1% (BL, HI, WO)	1.0% (AS, NA)	AS - Asian Pacific American
Special Trade:	57.2%	47.0% (BL, HI)	10.2% (AS, NA, WO)	BL - Black American
Professional Services:	20.0%	18.1% (BL, HI, WO)	1.9% (AS, NA)	HI - Hispanic American
Other Services:	33.0%	33.0% (BL, HI, AS, NA, WO)	N/A	WO - Woman (all women other than
Commodity Purchasing:	12.6%	11.5% (BL, HI, WO)	1.1% (AS, NA)	NA, AS, BL, and HI women)

For more details on HUB Goals (adjusted & unadjusted), please refer to the Texas Disparity Study administered by the Comptroller's Office and conducted by National Economic Research Associates, Inc. (NERA), GSC HUB Rules and the GSC Chairman's Letter dated September 13, 1995, regarding: "Implementation of New HUB Rules, 1TAC 111.11-111.24".

2. **FUND TYPE COLUMN-** (All dollars are rounded). The following codes are shown depending on the data reported, for example:
T = Treasury Funds - Funds maintained in the state treasury and paid through and reported by the Comptroller's office for each state agency or university;
N = Non-Treasury Funds - Funds paid and reported by the state agency or university which are not treasury funds;
S = Subcontractor Funds & Procurement Card HUB Purchases - Payments made to HUBs certified by GSC by a Non-HUB Prime Contractor or supplier under contract with a state agency or institution of higher education and reported by the contracting agency or institution of higher education. This row may also include purchases made directly from HUBs using the procurement card as the method of payment if the participating agency or institution of higher education is tracking and reporting these expenditures for the purpose of receiving HUB credit.
TC = Term Contracts - Payments made from Treasury and Non-Treasury funds to term contract vendors (automated, non-automated, schedules and library and other reference material on 715 contract, identified as PCC A, B, C and J). In accordance with legislation, Term Contracts will be subtracted from each agency's base total and will be shown under GSC's Term Contracts. (See Section VI of this report - PURCHASES AWARDED AND MANAGED BY GSC);
C = Consolidated Funds - (Sum of T + N - TC). Each of these funds reported will be shown on a separate line and there will only be a consolidated line if there was more than 1 fund reported.
3. **TOTAL EXPENDITURES COLUMN** - Total Expenditures (HUBs and Non-HUBs) paid with allowable object codes for the reporting period (September 1, 1998 through August 31, 1999). (Dollars are rounded).
4. **TOTAL SPENT WITH NON-HUBs AMOUNT (PERCENT) COLUMN-** Total dollar amount and percentage paid to Non-HUBs during the reporting period (September 1, 1998 through August 31, 1999). (Dollars are rounded).
5. **TOTAL SPENT WITH ADJUSTED HUBs AMOUNT (PERCENT) COLUMN** - Total dollar amount and percentage paid to HUBs certified by GSC within the adjusted HUB goal column of the HUB report as compared to the Total Expenditures column. This column includes one or more of the five ethnic/gender HUB categories for each of the six procurement categories as outlined in Appendix H and TABLE 3.12 of the Texas Disparity Study. (Refer to definition and description of Unadjusted HUB Goals in number 1 above). (Dollars are rounded).
6. **TOTAL SPENT WITH OTHER HUBs AMOUNT (PERCENT) COLUMN** - Total dollar amount and percentage paid to HUBs certified by GSC within the other HUB goal column of the HUB Report as compared to the Total Expenditures column. This column includes one or more of the five ethnic/gender HUB categories for each of the six procurement categories as outlined in Appendix H and TABLE 3.12 of the Texas Disparity Study. (Refer to definition and description of Unadjusted HUB Goals above). (Dollars are rounded).

7. **ADJUSTED HUB GOAL AMOUNT (PERCENT)** - Identifies the sub total dollar amount and percentage paid to adjusted HUBs certified by GSC in each of the six procurement categories as compared to Total Expenditures. The sub totals in the "Adjusted HUB Goal" column, if added, equal the "Total Spent with Adjusted HUBs" column. (See description in number one and number five above). (Dollars are rounded).
8. **OTHER HUB GOAL AMOUNT (PERCENT)** - Identifies the sub total dollar amount and percentage paid to other HUBs certified by GSC in each of the six procurement categories as compared to Total Expenditures. The sub totals in the "Other HUB Goal" column, if added, equal the "Total Spent with Other HUBs" column. (See description in number one and number six above). (Dollars are rounded).

GRAND TOTAL CONSOLIDATED REPORT FOR THE STATE OF TEXAS

The report in this section shows the State of Texas' consolidated grand total for all procurement categories of all state agencies within Section VII (Agency Expenditure Summary Data) of the HUB Report. It shows the consolidated totals for each procurement category and a grand total. Below is a description of this new report, which has four columns:

1. **Six Procurement Categories** - Identifies the six procurement categories:
 - Heavy Construction
 - Building Construction
 - Special Trade
 - Professional Services
 - Other Services
 - Commodity Purchasing
2. **Total Expenditure** - Identifies the total expenditure in each procurement category and gives a grand total.
3. **Total Spent with Adjusted HUBs/%** - Identifies the total spent with Adjusted HUBs in each procurement category and gives a grand total.
4. **Total Spent with Other HUBs/%** - Identifies the total spent with Other HUBs in each procurement category and gives a grand total.
5. **Total Spent with HUBs/%** - Identifies the overall total spent with Adjusted and Other HUBs in each procurement category and gives an overall grand total.

Note: The Grand Total Consolidated Report for the State of Texas and for each state agency and institution of higher education is available on the Internet and can be found at the following Internet address <http://www.gsc.state.tx.us/procinfo.html>

SECTION II: STATEWIDE ANALYSIS OF AWARDS

STATEWIDE ANALYSIS OF TOTAL AWARDS

The first analysis of Section II shows an analysis of all businesses (Non-HUBs and HUBs) receiving awards.

1. **TOTAL NUMBER RECEIVING AWARDS** - This column gives the total number of all businesses (HUBs + Non-HUBs) receiving at least one award. It is possible for a business to have received multiple awards, however, each VID was counted only once. The total is a conservative number and may not reflect the actual count because some payment transactions were submitted with invalid VID numbers and could not be accurately counted or verified.
2. **TOTAL DOLLARS** - This column gives the total consolidated expenditures (HUBs + Non-HUBs). Dollars are rounded.
3. **NON-HUBs RECEIVING AWARDS AND PERCENTAGE** - This column gives the total number and percentage of Non-HUBs which received at least one award. It is possible for a Non-HUB to have received multiple awards, however, each Non-HUB VID number was only counted once. The percentage is compared to the "Total Number Receiving Awards". The total number may not reflect the actual count because some payment transactions were submitted with invalid VID numbers and could not be accurately counted or verified.
4. **NON-HUB DOLLARS AND PERCENTAGE** - This column gives the total dollar amount and percentage awarded to Non-HUBs. The percentage is compared to the "Total Dollars" column. (Dollars are rounded).
5. **HUBs RECEIVING AWARDS AND PERCENTAGE** - This column gives the total number and percentage of HUBs, which received at least one award. It is possible for a HUB to have received multiple awards, however, each HUB VID number was only counted once. The percentage is compared to the "Total Number Receiving Awards". (Dollars are rounded).
6. **HUB DOLLARS AND PERCENTAGE** - This column gives the total dollar amount and percentage awarded to HUBs. The percentage is compared to the "Total Number Receiving Awards". (Dollars are rounded).

STATEWIDE ANALYSIS OF AWARDS BY CERTIFIED HUBs

The second analysis of Section II shows an analysis of the HUBs certified by GSC and an analysis of the statewide awards made to each of the five GSC certified HUB groups:

1. **CERTIFIED HUB GROUP** - The five GSC certified HUB groups are listed here.
2. **NUMBER OF HUBs AND PERCENTAGE** - This column gives the number of GSC certified HUBs for each of the five certified HUB groups. The percentage is compared to the total of all GSC certified HUBs.
3. **NUMBER OF MALES AND PERCENTAGE** - This column gives the number of GSC certified males for each of the four ethnic certified HUB groups. The percentage is compared to the total of all males in the four ethnic certified HUB groups.
4. **NUMBER OF FEMALES AND PERCENTAGE** - This column gives the number and percentage of GSC certified females for each of the five certified HUB groups. The percentage is compared to the total of all females. Ethnic minority women are certified under the applicable ethnic category. The women category includes only women that are not Native American, Asian, Black or Hispanic. The percentage is compared to the total of all females in the five certified HUB groups.
5. **TOTAL NUMBER AND PERCENTAGE OF HUBs RECEIVING AWARDS** - This column gives the total number and percentage of HUBs that received at least one award for each of the five certified HUB groups. It is possible for a HUB to have received multiple awards, however, each HUB VID number was only counted once. The percentage is compared to the "Total Number and Percent of HUBs Receiving Awards" column.
6. **TOTAL DOLLAR AMOUNT AND PERCENTAGE AWARDED TO HUBs** - This column gives the total dollar amount and percentage awarded to each of the five GSC certified HUB groups. The percentage is compared to the "Total Dollar Amount and Percent Awarded to HUBs". (Dollars are rounded).

STATEWIDE ANALYSIS OF AWARDS BY CERTIFIED HUBs BY PROCUREMENT CATEGORY

The third analysis of Section II shows an analysis of the HUBs certified by GSC and for each of the six procurement categories. Each procurement category is programmed independently to identify the total number of different HUBs which received awards for each of the six procurement categories. It is possible for a HUB to have received multiple awards within a specific procurement category. In this scenario, the HUB VID number was only counted once in that procurement category. It is also possible for a HUB to have received an award in more than one procurement category. In this scenario, the HUB VID number was counted once in each procurement category where an award was made. The percentage is compared to the "Total Number of HUBs and Percentage Receiving Awards".

Note: The Statewide Analysis of Awards by Certified HUBs By Procurement Category for the State of Texas and for each state agency and institution of higher education is available on the Internet and can be found at the following Internet address <http://www.gsc.state.tx.us/procinfo.html>

SECTION III: EXECUTIVE SUMMARY

This section shows the HUB Report data analyzed in four ways:

- A. **SELECTION CRITERIA FOR THE TEN LARGEST SPENDING AGENCIES BY TOTAL EXPENDITURES:** The consolidated fund for the TOTAL EXPENDITURES column within each procurement category is used to compute an overall total expenditure base for each agency. The top ten largest spending agencies and institutions of higher education have been identified within this summary. (Dollars are rounded).
- B. **SELECTION CRITERIA FOR THE TEN AGENCIES SPENDING MORE THAN \$5 MILLION WITH LARGEST PERCENTAGE SPENT WITH ADJUSTED HUBs:** The consolidated fund for the TOTAL EXPENDITURES column within each procurement category is used to compute an overall total expenditure base for each agency and institutions of higher education. The agencies and institutions who have spent more than \$5 million in total expenditures and have spent the greatest percentage of dollars with HUBs from the Adjusted HUB group for each category have been identified within this summary. (Dollars are rounded).
- C. **SELECTION CRITERIA FOR THE TEN AGENCIES SPENDING MORE THAN \$5 MILLION WITH SMALLEST PERCENTAGE SPENT WITH ADJUSTED HUBs:** The consolidated fund for the TOTAL EXPENDITURES column within each procurement category is used to compute an overall total expenditure base for each agency and institutions of higher education. The agencies and institutions who have spent more than \$5 million in total expenditures and have spent the smallest percentage of dollars with HUBs from the Adjusted HUB group for each category have been identified within this summary. (Dollars are rounded).
- D. **SELECTION CRITERIA FOR THE AGENCIES WITH \$0 EXPENDITURES WITH ADJUSTED HUBs:** The agencies that have reported expenditures and have spent \$0 with GSC certified Adjusted HUBs have been identified in this summary. (Dollars are rounded).

SECTION IV: ANALYSIS OF AWARDS

This section shows an analysis of the statewide awards in two ways:

- A. **Procurement Categories and Included Expenditure Object Codes for the FY '99 Annual HUB Report:** This section shows the reportable or included expenditure object codes for each of the six procurement categories.
- B. **ANALYSIS OF AWARDS BY SIX CATEGORIES BY OBJECT CODE:** This section shows the statewide total spent and the statewide total spent with HUBs in each object code for each of the six procurement categories. The total expenditures and percentages are shown for each object code. (Dollars are rounded).
- C. **ANALYSIS OF AWARDS BY OBJECT CODE:** This section also shows the statewide total spent and the statewide total spent with HUBs in each object code number. All object codes included in this report are listed in ascending numerical order by four digit object code number and description. (Dollars are rounded).

SECTION V: GROUP PURCHASING

This section shows a summary of the state agencies and institutions of higher education that participate in a group purchasing program under the Texas Government Code, Title 10, Subtitle D, Chapter 2161.122(c). "A state agency participating in a group purchasing program described under Section 2155.139(b), shall send to the commission in the agency's report under Section 2161.121, a separate list of purchases from HUBs that are made through the group purchasing program including the dollar amount of each purchase allocated to the reporting agency." (Dollars are rounded).

SECTION VI: PURCHASES AWARDED AND MANAGED BY GSC

This section shows a summary of the purchases awarded and managed by GSC for Open Market, Term Contracts, Architectural and Engineering (A&E) projects and Construction projects.

A. **CENTRAL PROCUREMENT SERVICES -**

Open Market - The total dollar amounts for Open Market purchase orders issued and Term Contract payments made for the State are shown in this section. (Dollars are rounded).

Term Contract - Payments are subtracted and excluded from each agency's total expenditure base and shown under GSC's Central Procurement Term Contracts are identified through the Purchase Category Codes (PCC). The vendor number (VID) is also verified as a term contract vendor. (Dollars are rounded).

B. **DESIGN AND CONSTRUCTION DIVISION** - The State's total dollar amount (treasury funds) for Architectural & Engineering projects awarded is shown on the first line followed by the subcontracting data. (Dollars are rounded).

SECTION VII: AGENCIES' EXPENDITURE SUMMARY DATA

Similar to the format for Section I of the HUB Report for statewide totals, this Section shows only the individual state agency expenditures per page. The section includes agency number, name and unadjusted HUB goal, fund type, total expenditures, total spent with non-HUBs, total spent with adjusted HUBs, total spent with other HUBs, the adjusted HUB goal and the other HUB goal for each procurement category. (Dollars are rounded).

SECTION VIII: SUPPLEMENTAL REPORTS (REVISED)

A. **SUPPLEMENTAL SUMMARY LETTERS (Optional)** - Agencies have the option to submit a one page supplemental summary letter which delineates an agency's good faith efforts regarding procurement opportunities for HUBs. This section shows written summaries which provide a more comprehensive representation of each agency's efforts and may address any unique purchasing requirements not directly reflected within the agencies' totals and percentages. See the HUB Reporting Procedures for further instructions.

B. **SUPPLEMENTAL REPORTS (Mandatory Reports)** - The Legislature has established reporting requirements for state agencies and institutions of higher education on contracting with HUBs. In accordance with Article IX of the 1998-99 General Appropriations Act, Section 124, subsection 6 it is the intent of the Legislature that state agencies report to the General Services Commission (GSC) the following information, classified by group status as defined in Texas Government Code, Title 10, Subtitle D, Chapter 2161.001(3) by ethnicity and gender:

1. **The number of businesses participating in state bond issuances** - Agencies who participate in bond issuance are required to report to GSC the number of HUBs who participated in the agency's bond issuance. The report must be signed by an authorized agency representative.
2. **The number of historically underutilized businesses submitting bids and/or proposals for the acquisition, construction, equipping, or operational implementation of state facilities or programs** - Agencies are required to report to GSC all bids (informal and formal), quotes, offers, and proposals received from HUBs in the format prescribed by the GSC HUB Reporting Section. This is NOT limited to construction, it includes all bids received for the purchase of goods and services.

ATTACHMENT A: STATE DEPOSITORY LIBRARIES LISTING

This attachment outlines a listing of State Depository Libraries, the city location, and a telephone number is shown in this section. A copy of the FY '99 Annual HUB Report will be maintained on file at each of these locations.

ATTACHMENT 2: HUB REPORTING PROCEDURES

This attachment outlines the operating procedures for HUB reporting. The reporting responsibilities are defined herein for state agencies and institutions of higher education.

SECTION I - STATEWIDE TOTALS

Statewide Totals for Heavy Construction Unadjusted Goal is 11.9%

FUND TYPE	TOTAL EXPENDITURES	TOTAL SPENT WITH NON-HUBS AMOUNT/%	TOTAL SPENT WITH **ADJ. HUBS 8.6% AMOUNT/%	TOTAL SPENT WITH *OTHER HUBS 5.3% AMOUNT/%	**ADJUSTED HUB GOAL 8.6%				*OTHER HUB GOAL 5.3% WOMAN AMOUNT/%
					ASIAN PACIFIC AMOUNT/%	BLACK AMOUNT/%	HISPANIC AMOUNT/%	NATIVE AMERICAN AMOUNT/%	
T	\$2,519,775,850	\$2,460,333,553/97.6%	\$25,701,572/1.02%	\$33,740,692/1.33%	\$3,608,953/.143%	\$2,089,941/.083%	\$19,196,420/.761%	\$795,248/.031%	\$33,740,692/1.33%
N	\$466,702	\$435,640/93.3%		\$31,062/6.6%					\$31,062/6.6%
S	***	***	\$112,085,139/4.81%	\$123,548,233/5.30%	\$4,278,143/.183%	\$11,596,408/.498%	\$90,860,114/3.80%	\$5,360,472/.230%	\$123,548,233/5.30%
C	\$2,520,242,552	\$2,460,769,223/97.6%	\$127,796,713/5.46%	\$157,319,988/6.24%	\$7,887,106/.313%	\$13,686,350/.543%	\$110,056,535/4.36%	\$8,156,721/.244%	\$157,319,988/6.24%

Statewide Totals for Building Construction Unadjusted Goal is 26.1%

FUND TYPE	TOTAL EXPENDITURES	TOTAL SPENT WITH NON-HUBS	TOTAL SPENT WITH **ADJ. HUBS 25.1% AMOUNT/%	TOTAL SPENT WITH *OTHER HUBS 1.0% AMOUNT/%	**ADJUSTED HUB GOAL 25.1%			*OTHER HUB GOAL 1.0%	
					BLACK AMOUNT/%	HISPANIC AMOUNT/%	WOMAN AMOUNT/%	ASIAN PACIFIC AMOUNT/%	NATIVE AMERICAN AMOUNT/%
T	\$220,325,032	\$203,167,112/92.2%	\$15,662,917/7.10%	\$1,495,002/.678%	\$294,464/.179%	\$12,456,743/5.65%	\$2,811,710/1.27%	\$1,467,257/.666%	\$27,745/.012%
N	\$281,126,861	\$271,846,412/96.6%	\$7,289,989/2.59%	\$1,980,469/.708%	\$1,996,179/.710%	\$2,676,026/.951%	\$2,617,782/.931%	\$1,835,387/.652%	\$155,071/.055%
S	***	***	\$23,450,997/5.27%	\$4,057,673/.913%	\$780,810/.175%	\$8,032,893/1.80%	\$14,637,292/3.29%	\$1,710,669/.385%	\$2,347,214/.528%
C	\$501,451,893	\$475,013,524/94.7%	\$46,603,804/9.25%	\$7,543,335/1.50%	\$3,171,454/.632%	\$23,166,663/4.61%	\$20,066,785/4.00%	\$5,013,304/.989%	\$2,630,031/.504%

Statewide Totals for Special Trade Unadjusted Goal is 57.2%

FUND TYPE	TOTAL EXPENDITURES	TOTAL SPENT WITH NON-HUBS	TOTAL SPENT WITH **ADJ. HUBS 47.0% AMOUNT/%	TOTAL SPENT WITH *OTHER HUBS 10.2% AMOUNT/%	**ADJUSTED HUB GOAL 47.0%			*OTHER HUB GOAL 10.2%		
					BLACK AMOUNT/%	HISPANIC AMOUNT/%	WOMAN AMOUNT/%	ASIAN PACIFIC AMOUNT/%	NATIVE AMERICAN AMOUNT/%	WOMAN AMOUNT/%
T	\$118,295,711	\$100,574,241/85.0%	\$9,418,315/7.96%	\$8,303,154/7.01%	\$482,123/.416%	\$8,926,191/7.54%	\$53,552/.045%	\$840,449/.710%	\$7,409,153/6.26%	
N	\$113,791,852	\$91,240,846/80.1%	\$14,220,836/12.4%	\$8,330,368/7.32%	\$577,133/.585%	\$13,543,503/11.9%	\$1,247,304/1.08%	\$73,419/.064%	\$7,009,845/6.16%	
S	***	***	\$1,869,591/1.77%	\$3,197,405/3.03%	\$1,104,362/1.04%	\$765,228/.725%		\$70,629/.066%	\$3,126,776/2.86%	
C	\$232,087,563	\$191,815,088/82.6%	\$26,508,543/10.9%	\$19,830,828/8.54%	\$2,273,619/.978%	\$23,234,923/10.0%	\$1,300,856/.560%	\$984,497/.424%	\$17,546,674/7.55%	

Statewide Totals for Professional Services Unadjusted Goal is 20.0%

FUND TYPE	TOTAL EXPENDITURES	TOTAL SPENT WITH NON-HUBS	TOTAL SPENT WITH **ADJ. HUBS 16.1% AMOUNT/%	TOTAL SPENT WITH *OTHER HUBS 1.8% AMOUNT/%	**ADJUSTED HUB GOAL 16.1%			*OTHER HUB GOAL 1.8%	
					BLACK AMOUNT/%	HISPANIC AMOUNT/%	WOMAN AMOUNT/%	ASIAN PACIFIC AMOUNT/%	NATIVE AMERICAN AMOUNT/%
T	\$187,717,708	\$168,384,901/89.7%	\$10,956,081/5.83%	\$8,376,725/4.46%	\$604,446/.322%	\$7,453,481/3.97%	\$2,898,153/1.54%	\$8,376,725/4.46%	
N	\$70,706,666	\$65,010,427/91.9%	\$4,774,910/6.75%	\$923,328/1.30%	\$217,184/.307%	\$2,728,080/3.85%	\$1,831,664/2.59%	\$890,554/1.25%	\$32,773/.046%
S	***	***	\$12,077,163/7.05%	\$3,935,378/2.28%	\$482,959/.282%	\$7,290,203/4.25%	\$4,304,001/2.51%	\$3,901,048/2.27%	\$34,329/.020%
C	\$258,426,374	\$233,395,328/90.3%	\$27,806,155/10.7%	\$13,235,432/5.12%	\$1,304,570/.504%	\$17,469,764/6.76%	\$8,033,819/3.49%	\$13,169,328/5.08%	\$67,103/.026%

Statewide Totals for Other Services Unadjusted Goal is 33.0%

FUND TYPE	TOTAL EXPENDITURES	TOTAL SPENT WITH NON-HUBS	TOTAL SPENT WITH **ADJ. HUBS 33.0% AMOUNT/%	**ADJUSTED HUB GOAL 33.0%				
				ASIAN PACIFIC AMOUNT/%	BLACK AMOUNT/%	HISPANIC AMOUNT/%	NATIVE AMERICAN AMOUNT/%	WOMAN AMOUNT/%
T	\$1,079,761,388	\$966,201,650/89.6%	\$111,559,730/10.3%	\$9,131,329/.845%	\$10,852,085/1.01%	\$20,562,721/1.90%	\$1,003,131/.092%	\$69,910,463/6.47%
N	\$353,276,664	\$322,392,189/91.2%	\$30,884,474/8.74%	\$2,565,376/.726%	\$4,715,255/1.33%	\$8,249,038/2.33%	\$439,668/.124%	\$14,915,135/4.22%
S	***	***	\$43,395,514/8.88%	\$1,176,889/.241%	\$9,114,629/1.86%	\$15,306,340/3.13%	\$10,744/.002%	\$17,786,908/3.64%
C	\$1,433,038,052	\$1,290,593,847/90.0%	\$185,839,719/12.9%	\$12,873,595/.898%	\$24,781,970/1.72%	\$44,118,100/3.07%	\$1,453,644/.101%	\$102,612,508/7.16%

Statewide Totals for Commodity Purchasing Unadjusted Goal is 12.6%

FUND TYPE	TOTAL EXPENDITURES	TOTAL SPENT WITH NON-HUBS	TOTAL SPENT WITH **ADJ. HUBS 11.5% AMOUNT/%	TOTAL SPENT WITH *OTHER HUBS 1.1% AMOUNT/%	**ADJUSTED HUB GOAL 11.5%			*OTHER HUB GOAL 1.1%	
					BLACK AMOUNT/%	HISPANIC AMOUNT/%	WOMAN AMOUNT/%	ASIAN PACIFIC AMOUNT/%	NATIVE AMERICAN AMOUNT/%
T	\$1,162,728,832	\$975,924,712/83.9%	\$122,073,782/10.4%	\$64,731,332/5.56%	\$16,147,867/1.38%	\$22,948,559/1.97%	\$32,977,260/7.13%	\$62,042,347/5.33%	\$2,888,985/.231%
N	\$613,321,158	\$732,186,239/90.0%	\$68,702,228/8.44%	\$12,432,690/1.52%	\$17,405,798/2.14%	\$13,505,469/1.66%	\$37,790,860/4.64%	\$11,919,756/1.46%	\$512,934/.083%
S	***	***	\$7,289,482/1.85%	\$1,110,339/.283%	\$3,612,487/.921%	\$1,223,050/.312%	\$2,452,845/.625%	\$1,007,882/.257%	\$102,659/.026%
C	\$1,976,050,991	\$1,708,110,951/86.4%	\$198,095,499/10.0%	\$78,274,362/3.96%	\$37,167,254/1.88%	\$37,877,079/1.90%	\$123,221,166/6.23%	\$74,968,786/3.79%	\$3,304,576/.167%

DB = DEBIT (NEGATIVE AMOUNT) * = OTHER HUBS ** = ADJUSTED HUBS *** = DOLLARS REPORTED BUT NOT SHOWN IN THESE COLUMNS. SEE COVER LETTER PARA. 4
T=TREASURY, N=NON-TREASURY, S=SUBCONTRACTOR FUNDS & PROCUREMENT CARD HUB PURCHASES, TC=TERM CONTRACT, C=CONSOLIDATED. SEE PAGE 4 OF HUB REPORT FOR FUND TYPE DESCRIPTION.

SECTION II - STATEWIDE ANALYSIS OF AWARDS

- (A) STATEWIDE ANALYSIS OF TOTAL AWARDS**
- (B) STATEWIDE ANALYSIS OF AWARDS BY CERTIFIED HUBs**
- (C) STATEWIDE ANALYSIS OF AWARDS BY CERTIFIED HUBs BY
PROCUREMENT CATEGORY**

SECTION II - ANALYSIS OF AWARDS

STATEWIDE ANALYSIS OF TOTAL AWARDS

TOTAL # RECEIVING AWARDS	TOTAL DOLLARS	NDN HUBS RECEIVING AWARDS AND %	NON HUB DOLLARS AND %	HUBS RECEIVING AWARDS AND %	HUB DOLLARS AND %
134,472	\$6,921,297,428	130,864/97.3%	\$8,359,697,985/91.8%	3,508/2.60%	\$897,626,582/12.9%

STATEWIDE ANALYSIS OF AWARDS BY CERTIFIED HUBS

CERTIFIED HUB GROUP	# OF HUBS, %	# OF MALES, %	# OF FEMALES, %	TOTAL # AND % OF HUBS RECEIVING AWARDS	TOTAL DOLLAR AMOUNT AND % AWARDED TO HUBS
ASIAN PACIFIC	449/6.19%	315/10.9%	134/3.05%	223/6.35%	\$115,212,977/12.8%
BLACK	1,138/15.7%	826/28.8%	312/7.12%	419/11.9%	\$82,396,220/9.17%
HISPANIC	2,035/28.0%	1,634/57.0%	401/9.15%	868/27.1%	\$255,722,066/28.4%
NATIVE AMERICAN	127/1.75%	90/3.14%	37/.844%	61/1.73%	\$14,496,473/1.61%
WOMAN OWNED	3,497/48.2%	0/.000%	3,497/79.8%	1,837/52.3%	\$429,799,844/47.8%
TOTAL	7,246(100%)	2,865(100%)	4,381(100%)	3,508(100%)	\$897,626,582(100%)

FOR EXAMPLE: THERE ARE 449 CERTIFIED ASIAN PACIFICS, WHICH IS 6.19% OF ALL CERTIFIED HUBS. 315 ARE ASIAN PACIFIC MALES, WHICH IS 10.9% OF ALL MALES CERTIFIED AS HUBS AND 134 ARE ASIAN PACIFIC FEMALES, WHICH IS 3.05% OF ALL FEMALES CERTIFIED AS HUBS. THE TOTAL NUMBER OF INDIVIDUAL ASIAN PACIFICS RECEIVING AWARDS WAS 223 OR 6.35% OF ALL HUBS RECEIVING AWARDS, AND THOSE 223 ASIAN PACIFICS RECEIVED AWARDS TOTALING \$115,212,977, OR 12.8% OF THE TOTAL DOLLARS AWARDED TO HUBS.

SECTION 11 ANALYSIS OF AWARDS

STATEWIDE ANALYSIS OF AWARDS BY CERTIFIED HUBS BY PROCUREMENT CATEGORY

HEAVY CONSTRUCTION

CERTIFIED HUB GROUP	# OF MALES, %	# OF FEMALES, %	TOTAL # AND % OF HUBS RECEIVING AWARDS	TOTAL DOLLAR AMOUNT AND % AWARDED TO HUBS
ASIAN PACIFIC	6/3.14%	2/1.00%	8/2.04%	\$7,887,106/2.67%
BLACK	46/24.0%	2/1.00%	48/12.2%	\$13,696,350/4.64%
HISPANIC	130/88.0%	13/8.50%	143/36.5%	\$110,056,535/37.2%
NATIVE AMERICAN	9/4.71%	1/.500%	10/2.55%	\$8,156,721/2.68%
WOMAN OWNED	0	182/91.0%	182/46.5%	\$157,319,868/53.2%
TOTAL	191(100%)	200(100%)	391(100%)	\$295,116,702(100%)

BUILDING CONSTRUCTION

CERTIFIED HUB GROUP	# OF MALES, %	# OF FEMALES, %	TOTAL # AND % OF HUBS RECEIVING AWARDS	TOTAL DOLLAR AMOUNT AND % AWARDED TO HUBS
ASIAN PACIFIC	13/10.7%	5/3.01%	18/6.27%	\$5,013,304/9.29%
BLACK	25/20.6%	3/1.80%	28/8.75%	\$3,171,454/5.87%
HISPANIC	77/63.6%	12/7.22%	89/31.0%	\$23,155,663/42.9%
NATIVE AMERICAN	8/4.95%	0	8/2.08%	\$2,530,031/4.68%
WOMAN OWNED	0	146/87.8%	146/50.6%	\$20,066,785/37.1%
TOTAL	121(100%)	166(100%)	287(100%)	\$53,847,239(100%)

SECTION II - ANALYSIS OF AWARDS

STATEWIDE ANALYSIS OF AWARDS BY CERTIFIED HUBS BY PROCUREMENT CATEGORY

SPECIAL TRADE

CERTIFIED HUB GROUP	# OF MALES, %	# OF FEMALES, %	TOTAL # AND % OF HUBS RECEIVING AWARDS	TOTAL DOLLAR AMOUNT AND % AWARDED TO HUBS
ASIAN PACIFIC	15/6.48%	6/1.85%	21/3.78%	\$1,300,856/2.86%
BLACK	45/19.4%	4/1.23%	49/8.82%	\$2,273,519/5.01%
HISPANIC	162/70.1%	27/8.33%	189/34.0%	\$23,234,923/51.2%
NATIVE AMERICAN	8/3.89%	3/.925%	12/2.16%	\$984,497/2.17%
WOMAN OWNED	0	284/87.6%	284/51.1%	\$17,546,974/38.8%
TOTAL	231(100%)	324(100%)	555(100%)	\$45,339,471(100%)

PROFESSIONAL SERVICES

CERTIFIED HUB GROUP	# OF MALES, %	# OF FEMALES, %	TOTAL # AND % OF HUBS RECEIVING AWARDS	TOTAL DOLLAR AMOUNT AND % AWARDED TO HUBS
ASIAN PACIFIC	35/22.5%	6/4.10%	41/13.6%	\$13,168,328/32.0%
BLACK	28/18.0%	8/4.10%	34/11.2%	\$1,304,570/3.17%
HISPANIC	87/55.1%	11/7.53%	98/32.5%	\$17,469,754/42.5%
NATIVE AMERICAN	5/3.22%	0	5/1.66%	\$67,103/.163%
WOMAN OWNED	0	123/24.2%	123/40.8%	\$9,033,619/22.0%
TOTAL	155(100%)	148(100%)	301(100%)	\$41,043,587(100%)

SECTION III - ANALYSIS OF AWARDS

STATEWIDE ANALYSIS OF AWARDS BY CERTIFIED HUBS BY PROCUREMENT CATEGORY

OTHER SERVICES

CERTIFIED HUB GROUP	# OF MALES, %	# OF FEMALES, %	TOTAL # AND % OF HUBS RECEIVING AWARDS	TOTAL DOLLAR AMOUNT AND % AWARDED TO HUBS
ASIAN PACIFIC	48/12.0%	48/3.32%	134/6.34%	\$12,873,595/6.92%
BLACK	197/27.0%	57/4.12%	254/12.0%	\$24,781,970/13.2%
HISPANIC	420/57.6%	129/8.33%	549/26.0%	\$49,118,100/23.7%
NATIVE AMERICAN	24/3.29%	11/.785%	35/1.65%	\$1,453,544/.782%
WOMAN OWNED	0	1139/82.4%	1139/53.8%	\$102,612,508/55.2%
TOTAL	729(100%)	1382(100%)	2117(100%)	\$185,839,719(100%)

COMMODITY PURCHASING

CERTIFIED HUB GROUP	# OF MALES, %	# OF FEMALES, %	TOTAL # AND % OF HUBS RECEIVING AWARDS	TOTAL DOLLAR AMOUNT AND % AWARDED TO HUBS
ASIAN PACIFIC	84/13.9%	46/3.85%	132/7.35%	\$74,968,788/27.1%
BLACK	145/24.0%	35/2.81%	180/9.75%	\$37,167,254/13.4%
HISPANIC	356/59.1%	86/6.91%	442/23.9%	\$37,677,079/13.6%
NATIVE AMERICAN	17/2.82%	14/1.12%	31/1.67%	\$3,304,576/1.18%
WOMAN OWNED	0	1061/85.2%	1061/57.4%	\$123,221,166/44.6%
TOTAL	602(100%)	1244(100%)	1646(100%)	\$276,338,862(100%)

SECTION III - EXECUTIVE SUMMARY

- (A) TEN (10) LARGEST SPENDING AGENCIES BY TOTAL EXPENDITURES**
- (B) TEN (10) AGENCIES SPENDING MORE THAN \$5 MILLION WITH LARGEST PERCENTAGE SPENT WITH ADJUSTED HUBs**
- (C) TEN (10) AGENCIES SPENDING MORE THAN \$5 MILLION WITH SMALLEST PERCENTAGE SPENT WITH ADJUSTED HUBs**
- (D) SIXTEEN (16) AGENCIES WITH \$0 EXPENDITURES WITH ADJUSTED HUBs**

TEN (10) LARGEST SPENDING AGENCIES BY TOTAL EXPENDITURES

FISCAL YEAR 1999 ANNUAL HUB REPORT

AGENCY NUMBER	NAME OF AGENCY	TOTAL EXPENDITURES	TOTAL ADJUSTED HUBs EXPENDITURES	TOTAL ADJUSTED HUBs PERCENTAGE
601	Texas Department of Transportation	\$2,947,808,032	\$188,270,042	6.38 %
696	Texas Department of Criminal Justice	\$368,966,047	\$20,292,469	5.49 %
501	Texas Department of Health	\$260,162,748	\$36,007,824	13.84 %
506	University of Texas M D Anderson Cancer Center	\$216,402,932	\$21,619,034	9.99 %
720	University of Texas System	\$178,341,972	\$20,053,675	11.24 %
723	University Medical Branch - Galveston	\$165,802,717	\$17,942,908	10.82 %
721	University of Texas at Austin	\$153,711,288	\$20,155,758	13.11 %
362	Texas Lottery Commission	\$147,985,940	\$11,075,625	7.48 %
655	Texas Department of Mental Health/Retardation	\$133,512,472	\$7,749,837	5.80 %
711	Texas A & M University (Main Univ.)	\$110,964,017	\$5,403,924	4.86 %

Selection Criteria for the ten (10) Largest Spending Agencies by Total Expenditures:

The State does not have an overall HUB goal. However, for purposes of the Executive Summary, the consolidated fund for the **TOTAL EXPENDITURES** column within each procurement category is used to compute an overall total expenditure base (HUB and Non-HUB) for each agency. The top 10 largest spending agencies have been identified within this summary ranked by total expenditures. (Dollars are rounded). To view the respective agencies' expenditures, refer to Section VII.

TEN (10) AGENCIES SPENDING MORE THAN \$5 MILLION WITH LARGEST PERCENTAGE SPENT WITH ADJUSTED HUBs

FISCAL YEAR 1999 ANNUAL HUB REPORT

AGENCY NUMBER	NAME OF AGENCY	TOTAL EXPENDITURES	TOTAL ADJUSTED HUBs EXPENDITURES	TOTAL ADJUSTED HUBs PERCENTAGE
103	Texas Legislative Council	\$17,040,998	\$8,263,619	48.49 %
756	Sul Ross State University	\$8,665,536	\$4,050,861	46.74 %
304	Comptroller of Public accounts	\$48,690,508	\$18,796,349	38.60 %
330	Texas Rehabilitation Commission	\$19,959,491	\$6,886,276	34.50 %
517	Texas Commission on Alcohol & Drug Abuse	\$6,172,167	\$1,968,696	31.89 %
313	Department of Information Resources	\$68,279,079	\$17,789,609	26.05 %
303	General Services Commission	\$102,871,293	\$20,868,650	20.28 %
323	Teachers Retirement System	\$12,389,301	\$2,304,904	18.60 %
736	University of Texas – Pan American	\$10,749,817	\$1,931,923	17.97 %
324	Department of Human Services	\$110,627,128	\$19,093,923	17.25 %

Selection Criteria for the ten (10) Agencies Spending More than \$5 Million with Largest Percentage Spent with HUBs:

The State does not have an overall HUB goal. However, for purposes of the Executive Summary, the consolidated fund for the TOTAL EXPENDITURES column within each procurement category is used to compute an overall total expenditure base (HUB and Non-HUB) for each agency. The top 10 spending agencies that have spent more than \$5 million dollars in total expenditures and have the largest percentage of dollars with HUBs from the ADJUSTED HUBs group for each category have been identified within this summary ranked by largest overall Adjusted HUB percentage. (Dollars are rounded). To view the respective agencies' expenditures, refer to Section VII.

TEN (10) AGENCIES SPENDING MORE THAN \$5 MILLION WITH SMALLEST PERCENTAGE SPENT WITH ADJUSTED HUBs

FISCAL YEAR 1999 ANNUAL HUB REPORT

AGENCY NUMBER	NAME OF AGENCY	TOTAL EXPENDITURES	TOTAL ADJUSTED HUBs EXPENDITURES	TOTAL ADJUSTED HUBs PERCENTAGE
783	University of Houston / System	\$8,780,440	\$142,888	1.62%
529	Health & Human Services Commission	\$6,512,456	\$170,171	2.61 %
556	Texas Agricultural Experiment Station	\$25,500,828	\$842,405	3.30 %
757	West Texas A & M University	\$11,196,413	\$420,309	3.75 %
765	University of Houston-Victoria	\$6,331,762	\$288,439	4.55 %
802	Parks and Wildlife Department	\$47,480,178	\$2,170,851	4.57 %
732	Texas A & M University – Kingsville	\$13,284,987	\$615,547	4.63 %
734	Lamar University - Beaumont	\$15,006,867	\$702,422	4.68 %
748	Baylor College of Dentistry	\$6,083,406	\$289,538	4.75 %
711	Texas A & M University (Main Univ.)	\$110,964,017	\$5,403,924	4.86 %

Selection Criteria for the ten (10) Agencies Spending More than \$5 Million with Smallest Percentage Spent with HUBs:

The State does not have an overall HUB goal. However, for purposes of the Executive Summary, the consolidated fund for the TOTAL EXPENDITURES column within each procurement category is used to compute an overall total expenditure base (HUB and Non-HUB) for each agency. The top 10 spending agencies that have spent more than \$5 million dollars in total expenditures and have the smallest percentage of dollars with HUBs from the ADJUSTED HUBs group for each category have been identified within this summary ranked by smallest overall Adjusted HUB percentage. (Dollars are rounded). To view the respective agencies' expenditures, refer to Section VII.

SIXTEEN (16) AGENCIES WITH \$0 EXPENDITURES WITH ADJUSTED HUBs

FISCAL YEAR 1999 ANNUAL HUB REPORT

AGENCY NUMBER	NAME OF AGENCY	TOTAL EXPENDITURES	AGENCY NUMBER	NAME OF AGENCY	TOTAL EXPENDITURES
107	Commission on Uniform State Laws	\$296	599	Pecos River Compact Commission	\$14,148
202	State Bar of Texas	\$25,859	658	Beaumont State Center	\$8,452
203	Board of Law Examiners	\$6,456	677	Austin State Hospital	\$171
225	5 th Court of Appeals	\$133,216	697	TDCJ Paroles Division	\$3,365
311	Fiscal Reporting – Treasury	\$202,054	699	Laredo State Center	\$37,887
465	Texas Dept of Commerce	\$43,577	703	State Board of Educator	\$95,159
583	Sabine River Compact Administration	\$8	902	Comptroller/Fiscal	\$4,804,110
596	Red River Compact Commission	\$1,200			
598	Canadian River Compact Commission	\$2,412			

Selection Criteria for the Sixteen (16) Agencies with \$0 Expenditures with Adjusted HUBs:

The consolidated fund for the Total Expenditures column within each procurement category is used to compute an overall total expenditure base for each agency. The agencies that have reported expenditures and have spent \$0 with GSC certified Adjusted HUBs are identified in this summary, listed in agency numerical order. (Dollars are rounded). To view the respective agencies' expenditures, refer to Section VII.

SECTION IV - ANALYSIS OF AWARDS

**(A) PROCUREMENT CATEGORIES AND INCLUDED EXPENDITURE
OBJECT CODES FOR THE FY '99 ANNUAL HUB REPORT**

**GENERAL SERVICES COMMISSION
FISCAL YEAR '99 HUB REPORT PROCUREMENT CATEGORIES**

Excluded HUB Report Expenditure (Object) Codes:

Object Codes for benefits, claims and judgments, interfund transfer, interagency payments, investments, other expenses (7071-7806), payment of interest, payment of principal, public assistance payments, rental and leases, utilities, salaries, wages, travel, grants, scholarships, real estate purchases, right-of-way, "NONE", "BOND", object codes 7303, 7382, and 7421 will be excluded.

**FY '99 HUB Report
Procurement Categories
and Included Expenditure (Object) Codes**

<p>Heavy Construction Other than Building Contracts (01) Goal - 11.9% (unadjusted) Adjusted HUB Goal: 6.6% (BL, HI, AS, NA) Other HUB Goal: 5.3% (WO) Graduation - \$17,000,000</p>	<p>Object Code - Description 7270 - Maintenance and Repair-Roads and Highways 7347 - Construction of Highways 7349 - Construction of Roads</p>
<p>Building Construction, Including General Contractors and Operative Builders Contracts (02) Goal - 26.1% (unadjusted) Adjusted HUB Goal: 25.1% (BL, HI, WO) Other HUB Goal: 1.0% (AS, NA) Graduation - \$17,000,000</p>	<p>Object Code - Description 7341 - Construction of Buildings</p>
<p>Special Trade Construction Contracts (03) Goal - 57.2% (unadjusted) Adjusted HUB Goal: 47.0% (BL, HI) Other HUB Goal: 10.2% (AS, NA, WO) Graduation - \$7,000,000</p>	<p>Object Code - Description 7266 - Maintenance and Repair-Buildings 7343 - Remodeling of Buildings-State Owned 7344 - Remodeling of Buildings-State Leased 7346 - Construction/Improvement of Grounds and Land</p>
<p>Professional Services Contracts (04, 05, & 09) Goal - 20% (unadjusted) Adjusted HUB Goal: 18.1% (BL, HI, WO) Other HUB Goal: 1.9% (AS, NA) Graduation - \$6,000,000 - Financial and Accounting Services - \$5,000,000 - Medical Services - \$4,000,000 - A&E Services</p>	<p>Object Code - Description 7245 - Financial and Accounting Services (04) 7248 - Medical Services (09) 7256 - Architectural/Engineering Services (05) 7298 - Surveying Services (05) - DELETED (See 7253)</p>

Other Services Contracts (06)

Goal - 33% (unadjusted)

Adjusted HUB Goal: 33.0% (BL, HI, AS, NA, WO)

Other HUB Goal: N/A

Graduation - \$5,000,000

Object Code - Description

7204 - Insurance Premiums
7205 - Employee Bonds
7206 - Service Fee Paid to the Lottery Operator - ADDED
7211 - Awards
7216 - Insurance Premiums-Approved by Board of Insurance
7217 - Employee Bonds-Approved by State Auditor - ADDED
7218 - Publications and Advertisements - ADDED
7239 - Consultant Services-Approved by the Governor
7240 - Consultant Services-Other
7242 - Consultant Services-Computer
7243 - Educational/Training Services
7246 - Legal Services
7249 - Veterinary Services
7253 - Other Professional Services
7255 - Investment Counseling Services
7257 - Legal Services-Approved by State Admin. Hearings
7259 - Race Track Officials
7260 - Maintenance and Repair-Furnishings and Equipment
7262 - Maintenance and Repair-Computer Software
7263 - Maintenance and Repair-Aircraft
7267 - Maintenance and Repair-Computer Equipment
7271 - Maintenance and Repair-Grounds and Land
7272 - Hazardous Waste Disposal Services
7273 - Reproduction and Printing Services
7274 - Temporary Employment Agencies
7275 - Computer Programming Services
7276 - Communication Services
7277 - Cleaning Services
7281 - Advertising Services
7284 - Data Processing Services
7286 - Freight/Delivery Services
7299 - Purchased Contracted Services
7514 - Telecommunications-Maintenance and Repair
7516 - Telecommunications
7526 - Waste Disposal

Commodities Contracts (07 & 08)	Object Code - Description
Goal - 12.6% (unadjusted) Adjusted HUB Goal: 11.5% (BL, HI, WO) Other HUB Goal: 1.1% (AS, NA)	7300 - Consumables 7302 - Computer Consumables - DELETED 7304 - Fuels and Lubricants 7307 - Aircraft-Fuels and Lubricants 7309 - Promotional Items 7310 - Chemicals and Gases 7312 - Medical Supplies 7315 - Food Purchased by the State 7316 - Food Purchased for Wards of the State 7322 - Personal Items-Wards of the State 7324 - Credit Card Purchases - <i>ADDED</i> 7325 - Services for Wards of the State 7327 - Credit Card Purchases - <i>ADDED</i> 7328 - Supplies/Materials-Agriculture, Construction, Hardware 7330 - Parts for Furnishings and Equipment 7331 - Plants 7333 - Fabrics and Linens 7334 - Furnishings and Equipment Inventoried 7335 - Parts for Computer Equipment 7351 - Lease/Purchase-Motor Vehicles/Passenger 7352 - Lease/Purchase-Motor Vehicles/Other 7371 - Purchase of Motor Vehicles-Passenger Cars 7372 - Purchase of Motor Vehicles-Other 7373 - Furnishings and Equipment-Capitalized 7374 - Furnishings and Equipment-Controlled 7375 - Purchase of Aircraft 7376 - Lease/Purchase of Furnishing and Equipment 7377 - Computer Equipment - Inventoried - <i>ADDED</i> 7378 - Computer Equipment-Controlled 7379 - Computer Equipment-Capitalized 7380 - Purchase of Computer Software 7384 - Purchase of Animals-Non-Capitalized 7385 - Lease Purchase of Computer Equipment 7386 - Purchase of Animals-Capitalized 7387 - Purchase of Computer Software-Capitalized 7391 - Central Supply Retail Store 7393 - Merchandise Purchased for Resale 7394 - Raw Material Purchases 7406 - Rental of Furnishings and Equipment 7411 - Rental of Computer Equipment 7415 - Rental of Computer Software 7442 - Rental of Motor Vehicles 7445 - Rental of Aircraft 7449 - Rental of Marine Equipment
Graduation - wholesale (07), 100 full-time equivalent employees Graduation - manufacturers (08), 500 full-time equivalent employees	

	7510 - Parts for Telecommunications Equipment 7517 - Telecommunication Equipment - Inventoried - <i>ADDED</i> 7519 - Lease Purchase of Telecommunication - <i>ADDED</i> 7520 - Telecommunications Equipment - Capitalized 7522 - Telecommunications Equipment - Rental 7523 - Telecommunications Equipment - Controlled
Commodities Contracts (07 & 08) (Continued) Goal - 12.6% (unadjusted) Adjusted HUB Goal: 11.5% (BL, HI, WO) Other HUB Goal: 1.1% (AS, NA) Graduation - wholesale (07), 100 full-time equivalent employees Graduation - manufacturers (08), 500 full-time equivalent employees	Object Code - Description 7411 - Rental of Computer Equipment 7415 - Rental of Computer Software 7442 - Rental of Motor Vehicles 7445 - Rental of Aircraft 7449 - Rental of Marine Equipment 7510 - Parts for Telecommunications Equipment 7517 - Telecommunication Equipment - Inventoried - <i>ADDED</i> 7519 - Lease Purchase of Telecommunication - <i>ADDED</i> 7520 - Telecommunications Equipment - Capitalized 7522 - Telecommunications Equipment - Rental 7523 - Telecommunications Equipment - Controlled

HUB Description Legend:

AS - Asian Pacific American

BL - Black American

HI - Hispanic American

NA - Native American

WO - Woman (All women of any ethnicity excluding NA, AS, BL and HI women)

SECTION IV - ANALYSIS OF AWARDS

(B) BY SIX (6) CATEGORIES BY OBJECT CODE

SECTION IV - ANALYSIS OF AWARDS BY 6 CATEGORIES BY OBJECT CODE

CATEGORY	OBJECT CODE	DESCRIPTION	TOTAL EXPENDITURES & PERCENTAGE	TOTAL SPENT W/CERTIFIED HUBS & PERCENTAGE
HEAVY CONSTRUCTION	7270	MAINT & REPAIR-ROADS & HIGHWAY	\$192,683,072 /2.78%	\$19,958,236 /2.22%
HEAVY CONSTRUCTION	7347	CONSTRUCTION OF HIGHWAYS	\$2,323,024,898 /33.5%	\$275,143,363 /30.6%
HEAVY CONSTRUCTION	7349	CONSTRUCTION OF ROADS	\$4,334,781 /.062%	\$5,102 /.000%
TOTAL THIS CATEGORY:			\$2,520,242,552 /38.4%	\$295,116,702 /32.8%
BUILDING CONSTRUCTION	7341	CONSTRUCTION OF BUILDINGS	\$501,451,893 /7.24%	\$53,947,239 /6.01%
TOTAL THIS CATEGORY:			\$501,451,893 /7.24%	\$53,947,239 /6.01%
SPECIAL TRADE	7266	MAINT & REPAIR-BUILDINGS	\$109,582,127 /1.58%	\$23,259,288 /2.59%
SPECIAL TRADE	7343	REMODELING BUILDINGS-ST OWNED	\$85,729,617 /1.23%	\$18,814,778 /2.09%
SPECIAL TRADE	7344	REMODELING OF BUILDINGS-ST LEASED	\$4,808,454 /.069%	\$179,000 /.019%
SPECIAL TRADE	7346	CONSTR/IMPROV-GROUNDS/LAND	\$21,967,354 /.461%	\$3,085,423 /.343%
TOTAL THIS CATEGORY:			\$222,087,563 /3.35%	\$45,339,471 /5.05%
PROFESSIONAL SERVICES	7245	FINANCIAL AND ACCOUNTING SERV	\$9,722,814 /.140%	\$1,168,429 /.128%
PROFESSIONAL SERVICES	7248	MEDICAL SERVICES	\$58,770,990 /.849%	\$2,141,589 /.238%
PROFESSIONAL SERVICES	7256	ARCHITECTURAL/ENGINEERING SERV	\$188,932,769 /2.74%	\$37,735,568 /4.20%
TOTAL THIS CATEGORY:			\$258,426,374 /3.73%	\$41,043,587 /4.57%
OTHER SERVICES	7204	INSURANCE PREMIUMS	\$8,972,631 /.129%	\$87,234 /.009%
OTHER SERVICES	7205	EMPLOYEE BONDS	\$203,785 /.002%	\$19,239 /.002%
OTHER SERVICES	7206	SERVICE FEE PAID TO THE LOTTERY DPER	\$92,082,124 /1.33%	\$3,496,834 /.389%
OTHER SERVICES	7211	AWARDS	\$2,005,560 /.029%	\$256,829 /.028%
OTHER SERVICES	7216	INS PREM-APP BY BD OF INS & AG	\$2,900,948 /.041%	\$18,088 /.002%
OTHER SERVICES	7217	EMPLOYEE BONDS-APPROVED BY STATE AUD	\$100,501 /.001%	\$0
OTHER SERVICES	7218	PUBLICATIONS & ADVERTISEMENTS	\$6,057,483 /.087%	\$575,469 /.064%
OTHER SERVICES	7239	CONSULTANT SERVICES-APP BY GOV OFC	\$6,907,965 /.099%	\$795,153 /.088%
OTHER SERVICES	7240	CONSULTANT SERVICES - OTHER	\$8,200,708 /.118%	\$450,687 /.050%
OTHER SERVICES	7242	CONSULTANT SERVICES - COMPUTER	\$5,332,670 /.077%	\$116,669 /.013%

SECTION IV - ANALYSIS OF AWARDS BY 6 CATEGORIES BY OBJECT CODE

CATEGORY	OBJECT CODE	DESCRIPTION	TOTAL EXPENDITURES & PERCENTAGE		TOTAL SPENT W/CERTIFIED HUBS & PERCENTAGE	
OTHER SERVICES	7243	EDUCATIONAL/TRAINING SERVICES	\$17,678,534	/ .255%	\$600,880	/ .066%
OTHER SERVICES	7246	LEGAL SERVICES	\$10,895,287	/ .157%	\$654,031	/ .072%
OTHER SERVICES	7249	VETERINARY SERVICES	\$2,679,501	/ .038%	\$0	
OTHER SERVICES	7253	OTHER PROFESSIONAL SERVICES	\$346,362,743	/ 6.00%	\$43,452,647	/ 4.84%
OTHER SERVICES	7255	INVESTMENT COUNSELING SERVICES	\$28,619,209	/ .413%	\$83,222	/ .008%
OTHER SERVICES	7257	LEGAL SVCS-APP BY OFC ADM HEARINGS	\$41,555	/ .000%	\$0	
OTHER SERVICES	7259	RACE TRACK OFFICIALS	\$21,875	/ .000%	\$0	
OTHER SERVICES	7260	MAINT & REPAIR/FURNISH/EQUIPMT	\$72,843,880	/ 1.05%	\$5,522,546	/ .815%
OTHER SERVICES	7262	MAINT/REPAIR COMPUTER SOFTWARE	\$46,733,076	/ .660%	\$796,175	/ .088%
OTHER SERVICES	7263	MAINTENANCE & REPAIR-AIRCRAFT	\$1,038,422	/ .015%	\$28,051	/ .002%
OTHER SERVICES	7267	MAINT & REPAIR-COMPUTER EQUIP	\$47,005,080	/ .679%	\$2,285,577	/ .254%
OTHER SERVICES	7271	MAINT & REPAIR-GROUNDS & LAND	\$8,966,122	/ .129%	\$1,120,920	/ .124%
OTHER SERVICES	7272	HAZARDOUS WASTE DISPOSAL SERVS	\$20,510,825	/ .286%	\$3,739,380	/ .416%
OTHER SERVICES	7273	REPRODUCTION & PRINTING SERVS	\$84,038,950	/ .925%	\$8,422,618	/ .936%
OTHER SERVICES	7274	TEMPORARY EMPLOYMENT AGENCIES	\$51,087,906	/ .736%	\$14,078,571	/ 1.56%
OTHER SERVICES	7276	COMPUTER PROGRAMMING SERVICES	\$127,058,012	/ 1.83%	\$22,802,039	/ 5.86%
OTHER SERVICES	7276	COMMUNICATION SERVICES	\$23,463,189	/ .339%	\$171,553	/ .019%
OTHER SERVICES	7277	CLEANING SERVICES	\$26,410,180	/ .381%	\$6,813,774	/ .770%
OTHER SERVICES	7281	ADVERTISING SERVICES	\$82,088,997	/ 1.18%	\$13,164,129	/ 1.46%
OTHER SERVICES	7284	DATA PROCESSING SERVICES	\$33,267,347	/ .480%	\$846,883	/ .094%
OTHER SERVICES	7286	FREIGHT/DELIVERY SERVICES	\$16,874,814	/ .243%	\$747,825	/ .083%
OTHER SERVICES	7299	PURCHASED CONTRACTED SERVICES	\$220,087,359	/ 3.17%	\$21,320,573	/ 2.37%
OTHER SERVICES	7514	TELECOMMS-MAINTENANCE & REPAIR	\$9,435,407	/ .136%	\$2,132,641	/ .237%
OTHER SERVICES	7518	TELECOMMS-OTHER SERV CHARGES	\$18,578,008	/ .268%	\$471,749	/ .052%
OTHER SERVICES	7528	WASTE DISPOSAL	\$25,509,002	/ .368%	\$861,817	/ .084%
TOTAL THIS CATEGORY:			\$1,433,038,052	/ 20.7%	\$186,839,718	/ 20.7%
COMMODITY PURCHASING	7300	CONSUMABLES	\$180,546,681	/ 2.60%	\$27,219,225	/ 3.03%
COMMODITY PURCHASING	7304	FUELS & LUBRICANTS - OTHER	\$29,462,966	/ .387%	\$1,900,747	/ .211%

SECTION IV - ANALYSIS OF AWARDS BY 6 CATEGORIES BY OBJECT CODE

CATEGORY	OBJECT CODE	DESCRIPTION	TOTAL EXPENDITURES & PERCENTAGE		TOTAL SPENT W/CERTIFIED HUBS & PERCENTAGE	
COMMODITY PURCHASING	7307	AIRCRAFT-FUELS AND LUBRICANTS	\$808,959	/.011%	\$136	/.000%
COMMODITY PURCHASING	7309	PROMOTIONAL ITEMS	\$849,662	/.012%	\$407,186	/.045%
COMMODITY PURCHASING	7310	CHEMICAL AND GASES	\$40,956,277	/.591%	\$2,835,634	/.315%
COMMODITY PURCHASING	7312	MEDICAL SUPPLIES	\$236,012,797	/.341%	\$8,529,411	/.950%
COMMODITY PURCHASING	7315	FOOD PURCHASED BY THE STATE	\$24,842,303	/.358%	\$7,940,872	/.884%
COMMODITY PURCHASING	7316	FOOD PURCH FOR WARDS OF STATE	\$95,822,345	/.138%	\$6,617,432	/.737%
COMMODITY PURCHASING	7322	PERSONAL ITEMS-WARDS OF THE STATE	\$5,909,074	/.085%	\$206,332	/.023%
COMMODITY PURCHASING	7324	CREDIT CARD PURCH-CLIENTS/WARDS ST.	\$521,576	/.007%	\$95,213	/.010%
COMMODITY PURCHASING	7325	SERVICES FOR WARDS OF THE STATE	\$39,476,233	/.570%	\$1,487,306	/.165%
COMMODITY PURCHASING	7327	CREDIT CARD PURCH-NON-CAP LT \$15K	\$52,207,013	/.754%	\$3,639,536	/.394%
COMMODITY PURCHASING	7328	SUPPLY/MATERIAL-AGRIC,CONST,HARDWARE	\$155,799,176	/.225%	\$11,698,954	/.130%
COMMODITY PURCHASING	7330	PARTS - FURNISHINGS & EQUIPMT	\$42,306,329	/.611%	\$6,064,828	/.675%
COMMODITY PURCHASING	7331	PLANTS	\$2,329,048	/.033%	\$140,878	/.016%
COMMODITY PURCHASING	7333	FABRICS AND LINENS	\$4,930,573	/.071%	\$536,407	/.059%
COMMODITY PURCHASING	7334	FURNISHING/EQUIP-NOT INVENT/CAPT	\$114,577,076	/.165%	\$12,932,449	/.144%
COMMODITY PURCHASING	7335	COMP PARTS/FURN/EQUIP NDT INVENT/CAP	\$37,090,393	/.535%	\$10,172,566	/.113%
COMMODITY PURCHASING	7351	LEASE/PURCH MTR VEHICLES/PASSGR CARS	\$18,221	/.000%	\$0	
COMMODITY PURCHASING	7362	LEASE/PURCH OF MTR VEHICLE/OTHER	\$201,578	/.002%	\$0	
COMMODITY PURCHASING	7371	PURCH MOTOR VEH-PASSENGER CARS	\$5,640,705	/.081%	\$3,87308	
COMMODITY PURCHASING	7372	PURCHASE MOTOR VEHICLE-OTHER	\$49,887,568	/.720%	\$578,557	/.064%
COMMODITY PURCHASING	7373	PURCH FURNISH/EQUIP-CAPITALIZED	\$180,921,181	/.261%	\$15,419,421	/.171%
COMMODITY PURCHASING	7374	PURCH FURNISH/EQUIP-INVEN-NON-CAP	\$18,150,949	/.262%	\$2,881,165	/.321%
COMMODITY PURCHASING	7375	LEASE/PURCHASE-FURNISHINGS & EQUIPMT	\$5,383,983	/.077%	\$17,417	/.001%
COMMODITY PURCHASING	7377	COMPUTER EQUIPMENT - INVENTORIED	\$5,957,208	/.086%	\$2,595,667	/.289%
COMMODITY PURCHASING	7378	PURCH COMPUTER EQUIP-INVENT-NOT CAPT	\$9,939,940	/.143%	\$3,961,745	/.441%
COMMODITY PURCHASING	7379	PURCH OF COMPUTER EQUIP-CAPITALIZED	\$249,659,544	/.360%	\$93,577,101	/.104%
COMMODITY PURCHASING	7380	PURCH OF COMPUTER SOFTWARE-NOT CAPT	\$49,825,388	/.719%	\$27,784,952	/.309%
COMMODITY PURCHASING	7384	PURCHASE OF ANIMALS-NOT-CAPITALIZED	\$4,478,199	/.064%	\$11,295	/.001%
COMMODITY PURCHASING	7385	LEASE/PURCHASE OF COMPUTER EQUIPMENT	\$5,573,115	/.080%	\$4,510,879	/.502%

SECTION IV - ANALYSIS OF AWARDS BY 6 CATEGORIES BY OBJECT CODE

CATEGORY	OBJECT CODE	DESCRIPTION	TOTAL EXPENDITURES & PERCENTAGE		TOTAL SPENT W/CERTIFIED HUBS & PERCENTAGE	
COMMODITY PURCHASING	7386	PURCHASE OF ANIMALS-CAPITALIZED	\$613,951	/.006%	\$0	
COMMODITY PURCHASING	7387	PURCH OF COMP SOFTWARE-CAPITALIZED	\$26,546,710	/.363%	\$1,914,307	/.213%
COMMODITY PURCHASING	7391	CENTRAL SUPPLY RETAIL STORE	\$4,786,344	/.069%	\$1,055,495	/.117%
COMMODITY PURCHASING	7393	MERCHANDISE PURCH FOR RESALE	\$99,595,248	/.143%	\$4,777,065	/.532%
COMMODITY PURCHASING	7394	RAW MATERIAL PURCHASES	\$45,169,480	/.710%	\$2,145,184	/.239%
COMMODITY PURCHASING	7408	RENTAL OF FURNISHINGS/EQUIPMT	\$55,774,714	/.805%	\$646,977	/.072%
COMMODITY PURCHASING	7411	RENTAL OF COMPUTER EQUIPMENT	\$32,538,686	/.470%	\$8,439,576	/.940%
COMMODITY PURCHASING	7415	RENTAL OF COMPUTER SOFTWARE	\$10,668,381	/.164%	\$166,915	/.017%
COMMODITY PURCHASING	7442	RENTAL OF MOTOR VEHICLES	\$4,581,959	/.066%	\$118,001	/.013%
COMMODITY PURCHASING	7445	RENTAL OF AIRCRAFT	\$2,105,576	/.030%	\$0	
COMMODITY PURCHASING	7449	RENTAL OF MARINE EQUIPMENT	\$228,900	/.003%	\$0	
COMMODITY PURCHASING	7510	TELECOM PARTS & SUPPLIES	\$5,275,234	/.076%	\$931,507	/.103%
COMMODITY PURCHASING	7517	TELECOMM. EQUIPMENT - INVENTORIED	\$4,573,314	/.066%	\$122,782	/.036%
COMMODITY PURCHASING	7519	LEASE/PURCH TELECOMMUNICATION EQUIP	\$757,832	/.010%	\$4,847	/.000%
COMMODITY PURCHASING	7520	TELECOMMS-EQUIP PURCH-CAPITALIZED	\$25,429,158	/.367%	\$1,620,982	/.180%
COMMODITY PURCHASING	7522	TELECOMMS-EQUIP RENTAL	\$5,975,610	/.086%	\$140,047	/.015%
COMMODITY PURCHASING	7523	TELECOMM-EQUIP PURCH-INVENTORIED	\$1,357,795	/.019%	\$405,523	/.045%
TOTAL THIS CATEGORY:			\$1,976,050,991	/.285%	\$278,338,862	/.399%
TOTAL ALL CATEGORIES:			\$6,921,297,428	100%	\$897,626,582	100%

SECTION IV - ANALYSIS OF AWARDS

(C) BY OBJECT CODE

SECTION IV - ANALYSIS OF AWARDS BY OBJECT CODE

CATEGORY	OBJECT CODE	DESCRIPTION	TOTAL EXPENDITURES & PERCENTAGE	TOTAL SPENT W/CERTIFIED HUBS & PERCENTAGE
OTHER SERVICES	7204	INSURANCE PREMIUMS	\$8,972,631 / .129%	\$87,234 / .009%
OTHER SERVICES	7205	EMPLOYEE BONDS	\$203,765 / .002%	\$19,239 / .002%
OTHER SERVICES	7206	SERVICE FEE PAID TO THE LOTTERY OPER	\$92,062,124 / 1.33%	\$3,496,934 / .389%
OTHER SERVICES	7211	AWARDS	\$2,005,560 / .029%	\$256,828 / .028%
OTHER SERVICES	7216	INS PREM-APP BY BD OF INS & AC	\$2,900,948 / .041%	\$16,088 / .002%
OTHER SERVICES	7217	EMPLOYEE BONDS-APPROVED BY STATE AUD	\$100,501 / .001%	\$0
OTHER SERVICES	7218	PUBLICATIONS & ADVERTISEMENTS	\$6,057,483 / .087%	\$575,468 / .064%
OTHER SERVICES	7239	CONSULTANT SERVICES-APP BY GOV OFC	\$6,907,965 / .099%	\$795,153 / .086%
OTHER SERVICES	7240	CONSULTANT SERVICES - OTHER	\$8,200,706 / .116%	\$450,687 / .050%
OTHER SERVICES	7242	CONSULTANT SERVICES - COMPUTER	\$5,332,670 / .077%	\$116,689 / .013%
OTHER SERVICES	7243	EDUCATIONAL/TRAINING SERVICES	\$17,678,534 / .255%	\$600,880 / .066%
PROFESSIONAL SERVICES	7245	FINANCIAL AND ACCOUNTING SERV	\$9,722,614 / .140%	\$1,166,429 / .129%
OTHER SERVICES	7246	LEGAL SERVICES	\$10,895,287 / .157%	\$654,031 / .072%
PROFESSIONAL SERVICES	7248	MEDICAL SERVICES	\$58,770,890 / .849%	\$2,141,589 / .238%
OTHER SERVICES	7249	VETERINARY SERVICES	\$2,679,501 / .038%	\$0
OTHER SERVICES	7253	OTHER PROFESSIONAL SERVICES	\$346,362,743 / 5.00%	\$43,452,647 / 4.84%
OTHER SERVICES	7255	INVESTMENT COUNSELING SERVICES	\$28,619,208 / .413%	\$83,222 / .009%
PROFESSIONAL SERVICES	7256	ARCHITECTURAL/ENGINEERING SERV	\$189,932,769 / 2.74%	\$37,735,668 / 4.20%
OTHER SERVICES	7257	LEGAL SVCS-APP BY OFC ADM HEARINGS	\$41,555 / .000%	\$0
OTHER SERVICES	7259	RACE TRACK OFFICIALS	\$21,675 / .000%	\$0
OTHER SERVICES	7260	MAINT & REPAIR/FURNISH/EQUIPMT	\$72,843,660 / 1.05%	\$5,522,546 / .615%
OTHER SERVICES	7262	MAINT/REPAIR COMPUTER SOFTWARE	\$45,733,076 / .650%	\$796,175 / .088%
OTHER SERVICES	7263	MAINTENANCE & REPAIR-AIRCRAFT	\$1,038,422 / .015%	\$26,051 / .002%
SPECIAL TRADE	7266	MAINT & REPAIR-BUILDINGS	\$109,582,137 / 1.58%	\$23,259,268 / 2.59%
OTHER SERVICES	7267	MAINT & REPAIR-COMPUTER EQUIP	\$47,005,080 / .679%	\$2,285,577 / .254%
HEAVY CONSTRUCTION	7270	MAINT & REPAIR-ROADS & HIGHWAY	\$192,863,072 / 2.78%	\$19,966,236 / 2.22%
OTHER SERVICES	7271	MAINT & REPAIR-GROUNDS & LAND	\$6,995,122 / .129%	\$1,120,920 / .124%
OTHER SERVICES	7272	HAZARDOUS WASTE DISPOSAL SERVS	\$20,510,625 / .296%	\$3,739,380 / .416%
OTHER SERVICES	7273	REPRODUCTION & PRINTING SERVS	\$64,038,960 / .925%	\$6,422,618 / .938%

SECTION IV ANALYSIS OF AWARDS BY OBJECT CODE

CATEGORY	OBJECT CODE	DESCRIPTION	TOTAL EXPENDITURES & PERCENTAGE	TOTAL SPENT W/CERTIFIED HUBS & PERCENTAGE
OTHER SERVICES	7274	TEMPORARY EMPLOYMENT AGENCIES	\$51,067,806 / .738%	\$14,076,571 / 1.56%
OTHER SERVICES	7275	COMPUTER PROGRAMMING SERVICES	\$127,059,012 / 1.83%	\$52,602,039 / 5.85%
OTHER SERVICES	7276	COMMUNICATION SERVICES	\$23,463,188 / .339%	\$171,553 / .019%
OTHER SERVICES	7277	CLEANING SERVICES	\$26,410,190 / .381%	\$6,913,774 / .770%
OTHER SERVICES	7281	ADVERTISING SERVICES	\$82,086,997 / 1.18%	\$13,184,129 / 1.48%
OTHER SERVICES	7284	DATA PROCESSING SERVICES	\$33,267,347 / .480%	\$846,863 / .094%
OTHER SERVICES	7286	FREIGHT/DELIVERY SERVICES	\$18,874,614 / .243%	\$747,625 / .083%
OTHER SERVICES	7289	PURCHASED CONTRACTED SERVICES	\$220,067,358 / 3.17%	\$21,320,673 / 2.37%
COMMODITY PURCHASING	7300	CONSUMABLES	\$180,548,681 / 2.50%	\$27,219,225 / 3.03%
COMMODITY PURCHASING	7304	FUELS & LUBRICANTS - OTHER	\$25,482,965 / .367%	\$1,900,747 / .211%
COMMODITY PURCHASING	7307	AIRCRAFT-FUELS AND LUBRICANTS	\$808,959 / .011%	\$136 / .000%
COMMODITY PURCHASING	7308	PROMOTIONAL ITEMS	\$649,662 / .002%	\$407,186 / .045%
COMMODITY PURCHASING	7310	CHEMICAL AND GASES	\$40,958,277 / .591%	\$2,835,634 / .315%
COMMODITY PURCHASING	7312	MEDICAL SUPPLIES	\$236,012,787 / 3.41%	\$8,529,411 / .950%
COMMODITY PURCHASING	7315	FOOD PURCHASED BY THE STATE	\$24,842,303 / .358%	\$7,940,872 / .884%
COMMODITY PURCHASING	7316	FOOD PURCH FOR WARDS OF STATE	\$95,822,349 / 1.38%	\$6,617,432 / .737%
COMMODITY PURCHASING	7322	PERSONAL ITEMS-WARDS OF THE STATE	\$5,909,074 / .085%	\$206,332 / .023%
COMMODITY PURCHASING	7324	CREDIT CARD PURCH-CLIENTS/WARDS ST.	\$521,576 / .007%	\$95,213 / .010%
COMMODITY PURCHASING	7325	SERVICES FOR WARDS OF THE STATE	\$39,476,233 / .570%	\$1,487,306 / .165%
COMMODITY PURCHASING	7327	CREDIT CARD PURCH-NON-CAP LT \$15K	\$52,207,013 / .754%	\$3,639,536 / .394%
COMMODITY PURCHASING	7328	SUPPLY/MATERIAL-AGRIC,CONST,HARDWARE	\$156,799,178 / 2.25%	\$11,698,954 / 1.30%
COMMODITY PURCHASING	7330	PARTS - FURNISHINGS & EQUIPMT	\$42,306,329 / .611%	\$6,064,928 / .675%
COMMODITY PURCHASING	7331	PLANTS	\$2,329,048 / .033%	\$140,878 / .016%
COMMODITY PURCHASING	7333	FABRICS AND LINENS	\$4,830,573 / .071%	\$538,407 / .059%
COMMODITY PURCHASING	7334	FURNISHING/EQUIP-NOT INVENT/CAPT	\$114,577,076 / 1.65%	\$12,932,449 / 1.44%
COMMODITY PURCHASING	7335	COMP PARTS/FURN/EQUIP NOT INVENT/CAP	\$27,080,393 / .385%	\$10,172,585 / 1.13%
BUILDING CONSTRUCTION	7341	CONSTRUCTION OF BUILDINGS	\$501,451,893 / 7.24%	\$53,947,239 / 6.01%
SPECIAL TRADE	7343	REMODELING BUILDINGS-ST OWNED	\$85,728,617 / 1.23%	\$18,614,778 / 2.09%
SPECIAL TRADE	7344	REMODELING OF BUILDINGS-ST LEASED	\$4,808,454 / .068%	\$179,000 / .018%

SECTION IV - ANALYSIS OF AWARDS BY OBJECT CODE

CATEGORY	OBJECT CODE	DESCRIPTION	TOTAL EXPENDITURES & PERCENTAGE	TOTAL SPENT W/CERTIFIED HUBS & PERCENTAGE
SPECIAL TRADE	7348	CONSTR/IMPROV-GROUNDS/LAND	\$31,967,364 / .481%	\$3,066,423 / .343%
HEAVY CONSTRUCTION	7347	CONSTRUCTION OF HIGHWAYS	\$2,323,024,698 / 33.5%	\$275,143,363 / 30.8%
HEAVY CONSTRUCTION	7349	CONSTRUCTION OF ROADS	\$4,334,781 / .062%	\$5,102 / .000%
COMMODITY PURCHASING	7351	LEASE/PURCH MTR VEHICLES/PASSGR CARS	\$16,221 / .000%	\$0
COMMODITY PURCHASING	7352	LEASE/PURCH OF MTR VEHICLE/OTHER	\$201,678 / .002%	\$0
COMMODITY PURCHASING	7371	PURCH MOTOR VEH-PASSENGER CARS	\$5,840,705 / .081%	\$3,87308
COMMODITY PURCHASING	7372	PURCHASE MOTOR VEHICLE-OTHER	\$49,887,568 / .720%	\$579,557 / .084%
COMMODITY PURCHASING	7373	PURCH FURNISH/EQUIP-CAPITALIZED	\$180,921,181 / 2.61%	\$15,419,421 / 1.71%
COMMODITY PURCHASING	7374	PURCH FURNISH/EQUIP-INVEN-NON-CAP	\$16,150,949 / .262%	\$2,881,165 / .321%
COMMODITY PURCHASING	7376	LEASE/PURCHASE-FURNISHINGS & EQUIPMT	\$5,363,983 / .077%	\$17,417 / .001%
COMMODITY PURCHASING	7377	COMPUTER EQUIPMENT - INVENTORIED	\$5,957,208 / .086%	\$2,595,667 / .289%
COMMODITY PURCHASING	7378	PURCH COMPUTER EQUIP-INVENT-NOT CAPT	\$9,939,940 / .143%	\$3,861,745 / .441%
COMMODITY PURCHASING	7379	PURCH OF COMPUTER EQUIP-CAPITALIZED	\$249,659,544 / 3.60%	\$93,577,101 / 10.4%
COMMODITY PURCHASING	7380	PURCH OF COMPUTER SOFTWARE-NOT CAPT	\$49,825,388 / .719%	\$27,784,952 / 3.09%
COMMODITY PURCHASING	7384	PURCHASE OF ANIMALS-NOT-CAPITALIZED	\$4,478,199 / .064%	\$11,255 / .001%
COMMODITY PURCHASING	7385	LEASE/PURCHASE OF COMPUTER EQUIPMENT	\$5,573,115 / .080%	\$4,510,879 / .502%
COMMODITY PURCHASING	7386	PURCHASE OF ANIMALS-CAPITALIZED	\$613,851 / .008%	\$0
COMMODITY PURCHASING	7387	PURCH OF COMP SOFTWARE-CAPTIALIZED	\$26,546,710 / .383%	\$1,914,307 / .213%
COMMODITY PURCHASING	7391	CENTRAL SUPPLY RETAIL STORE	\$4,796,344 / .069%	\$1,055,495 / .117%
COMMODITY PURCHASING	7393	MERCHANDISE PURCH FOR RESALE	\$99,595,248 / 1.43%	\$4,777,065 / .532%
COMMODITY PURCHASING	7394	RAW MATERIAL PURCHASES	\$49,169,480 / .710%	\$2,145,184 / .239%
COMMODITY PURCHASING	7406	RENTAL OF FURNISHINGS/EQUIPMT	\$55,774,714 / .805%	\$645,977 / .072%
COMMODITY PURCHASING	7411	RENTAL OF COMPUTER EQUIPMENT	\$32,538,888 / .470%	\$8,439,576 / .940%
COMMODITY PURCHASING	7415	RENTAL OF COMPUTER SOFTWARE	\$10,658,381 / .154%	\$158,915 / .017%
COMMODITY PURCHASING	7442	RENTAL OF MOTOR VEHICLES	\$4,581,959 / .066%	\$119,001 / .013%
COMMODITY PURCHASING	7445	RENTAL OF AIRCRAFT	\$2,105,576 / .030%	\$0
COMMODITY PURCHASING	7449	RENTAL OF MARINE EQUIPMENT	\$228,900 / .003%	\$0
COMMODITY PURCHASING	7510	TELECOM PARTS & SUPPLIES	\$5,275,234 / .076%	\$931,507 / .103%
OTHER SERVICES	7514	TELECOMMS-MAINTENANCE & REPAIR	\$9,435,407 / .136%	\$2,122,641 / .237%

SECTION IV - ANALYSIS OF AWARDS BY OBJECT CODE

CATEGORY	OBJECT CODE	DESCRIPTION	TOTAL EXPENDITURES & PERCENTAGE		TOTAL SPENT W/CERTIFIED HUBS & PERCENTAGE	
OTHER SERVICES	7516	TELECOMMS-OTHER SERV CHARGES	\$18,578,006	/.264%	\$471,749	/.052%
COMMODITY PURCHASING	7517	TELECOMM. EQUIPMENT - INVENTORIED	\$4,573,314	/.066%	\$322,742	/.036%
COMMODITY PURCHASING	7519	LEASE/PURCH TELECOMMUNICATION EQUIP	\$757,832	/.010%	\$4,947	/.000%
COMMODITY PURCHASING	7520	TELECOMMS-EQUIP PURCH-CAPITALIZED	\$25,429,158	/.367%	\$1,620,982	/.180%
COMMODITY PURCHASING	7522	TELECOMMS-EQUIP RENTAL	\$5,875,610	/.086%	\$140,047	/.016%
COMMODITY PURCHASING	7523	TELECOMM-EQUIP PURCH-INVENTORIED	\$1,357,795	/.019%	\$405,523	/.045%
OTHER SERVICES	7526	WASTE DISPOSAL	\$25,509,003	/.368%	\$851,817	/.094%
TOTAL OF ALL OBJECT CODES			\$6,921,297,428	(100%)	\$897,626,682	(100%)

SECTION V - GROUP PURCHASING

Professional Services Unadjusted Goal 20.0%
 506-UT M D ANDERSON CANCER CENTER

FUND TYPE	TOTAL EXPENDITURES	TOTAL SPENT WITH NON-HUBS AMOUNT/%	TOTAL SPENT WITH **ADJ. HUBS 18.1% AMOUNT/%	TOTAL SPENT WITH *OTHER HUBS 1.9% AMOUNT/%	BLACK AMOUNT/%	**ADJUSTED HUB GOAL 18.1% HISPANIC AMOUNT/%	WOMAN AMOUNT/%	*OTHER HUB GOAL 1.9% ASIAN PACIFIC AMOUNT/%	NATIVE AMERICAN AMOUNT/%
G	\$7,096	\$7,096/100 %							

Professional Services Statewide Group Purchasing Goal is 20.0%

FUND TYPE	TOTAL EXPENDITURES	TOTAL SPENT WITH NON-HUBS AMOUNT/%	TOTAL SPENT WITH **ADJ. HUBS 18.1% AMOUNT/%	TOTAL SPENT WITH *OTHER HUBS 1.9% AMOUNT/%	BLACK AMOUNT/%	**ADJUSTED HUB GOAL 18.1% HISPANIC AMOUNT/%	WOMAN AMOUNT/%	*OTHER HUB GOAL 1.9% ASIAN PACIFIC AMOUNT/%	NATIVE AMERICAN AMOUNT/%
G	\$7,096	\$7,096/100 %							

Other Services Unadjusted Goal is 33.0%
 506-UT M D ANDERSON CANCER CENTER

FUND TYPE	TOTAL EXPENDITURES	TOTAL SPENT WITH NON-HUBS AMOUNT/%	TOTAL SPENT WITH **ADJ. HUBS 33.0% AMOUNT/%	ASIAN PACIFIC AMOUNT/%	BLACK AMOUNT/%	**ADJUSTED HUB GOAL 33.0% HISPANIC AMOUNT/%	NATIVE AMERICAN AMOUNT/%	WOMAN AMOUNT/%
G	\$258,178	\$256,096/99.1%	\$2,082/.806%					\$2,082/.806%

Other Services Unadjusted Goal is 33.0%
 723-UT MEDICAL BRANCH - GALVESTON

FUND TYPE	TOTAL EXPENDITURES	TOTAL SPENT WITH NON-HUBS AMOUNT/%	TOTAL SPENT WITH **ADJ. HUBS 33.0% AMOUNT/%	ASIAN PACIFIC AMOUNT/%	BLACK AMOUNT/%	**ADJUSTED HUB GOAL 33.0% HISPANIC AMOUNT/%	NATIVE AMERICAN AMOUNT/%	WOMAN AMOUNT/%
G	\$2,549,892	\$2,549,764/99.8%	\$128/.005%		\$128/.005%			

Other Services Unadjusted Goal is 33.0%
 785-UNIV OF TEXAS HEALTH CENTER AT TYLER

FUND TYPE	TOTAL EXPENDITURES	TOTAL SPENT WITH NON-HUBS AMOUNT/%	TOTAL SPENT WITH **ADJ. HUBS 33.0% AMOUNT/%	ASIAN PACIFIC AMOUNT/%	BLACK AMOUNT/%	**ADJUSTED HUB GOAL 33.0% HISPANIC AMOUNT/%	NATIVE AMERICAN AMOUNT/%	WOMAN AMOUNT/%
G	\$152,335	\$152,335/100 %						

Other Services Statewide Group Purchasing Goal is 33.0%

FUND TYPE	TOTAL EXPENDITURES	TOTAL SPENT WITH NON-HUBS AMOUNT/%	TOTAL SPENT WITH **ADJ. HUBS 33.0% AMOUNT/%	ASIAN PACIFIC AMOUNT/%	BLACK AMOUNT/%	**ADJUSTED HUB GOAL 33.0% HISPANIC AMOUNT/%	NATIVE AMERICAN AMOUNT/%	WOMAN AMOUNT/%
G	\$2,980,408	\$2,858,196/99.9%	\$2,210/.074%		\$128/.004%			\$2,082/.070%

Commodity Purchasing Unadjusted Goal is 12.6%
506-UT M O ANDERSON CANCER CENTER

FUND TYPE	TOTAL EXPENDITURES	TOTAL SPENT WITH NON-HUBS AMOUNT/%	TOTAL SPENT WITH **ADJ. HUBS 11.5% AMOUNT/%	TOTAL SPENT WITH *OTHER HUBS 1.1% AMOUNT/%	BLACK AMOUNT/%	**ADJUSTED HUB GOAL 11.5% HISPANIC AMOUNT/%	WOMAN AMOUNT/%	*OTHER HUB GOAL 1.1% ASIAN PACIFIC AMOUNT/%	NATIVE AMERICAN AMOUNT/%
G	\$9,429,385	\$9,410,584/99.8%	\$18,820/.198%		\$1,768/.018%	\$292/.003%	\$16,760/.177%		

Commodity Purchasing Unadjusted Goal is 12.6%
723-UT MEDICAL BRANCH - GALVESTON

FUND TYPE	TOTAL EXPENDITURES	TOTAL SPENT WITH NON-HUBS AMOUNT/%	TOTAL SPENT WITH **ADJ. HUBS 11.5% AMOUNT/%	TOTAL SPENT WITH *OTHER HUBS 1.1% AMOUNT/%	BLACK AMOUNT/%	**ADJUSTED HUB GOAL 11.5% HISPANIC AMOUNT/%	WOMAN AMOUNT/%	*OTHER HUB GOAL 1.1% ASIAN PACIFIC AMOUNT/%	NATIVE AMERICAN AMOUNT/%
G	\$68,268,071	\$58,958,094/88.9%	\$7,309,979/11.0%		\$7,081,631/10.6%		\$228,345/.344%		

Commodity Purchasing Unadjusted Goal is 12.6%
729-UT SOUTHWESTERN MEDICAL CTR/DALLAS

FUND TYPE	TOTAL EXPENDITURES	TOTAL SPENT WITH NON-HUBS AMOUNT/%	TOTAL SPENT WITH **ADJ. HUBS 11.5% AMOUNT/%	TOTAL SPENT WITH *OTHER HUBS 1.1% AMOUNT/%	BLACK AMOUNT/%	**ADJUSTED HUB GOAL 11.5% HISPANIC AMOUNT/%	WOMAN AMOUNT/%	*OTHER HUB GOAL 1.1% ASIAN PACIFIC AMOUNT/%	NATIVE AMERICAN AMOUNT/%
G	\$208,811	\$207,170/99.2%	\$1,640/.785%		\$1,640/.785%				

Commodity Purchasing Unadjusted Goal is 12.6%
785-UNIV OF TEXAS HEALTH CENTER AT TYLER

FUND TYPE	TOTAL EXPENDITURES	TOTAL SPENT WITH NON-HUBS AMOUNT/%	TOTAL SPENT WITH **ADJ. HUBS 11.5% AMOUNT/%	TOTAL SPENT WITH *OTHER HUBS 1.1% AMOUNT/%	BLACK AMOUNT/%	**ADJUSTED HUB GOAL 11.5% HISPANIC AMOUNT/%	WOMAN AMOUNT/%	*OTHER HUB GOAL 1.1% ASIAN PACIFIC AMOUNT/%	NATIVE AMERICAN AMOUNT/%
G	\$6,762,778	\$6,762,778/100%							

Commodity Purchasing Statewide Group Purchasing Goal is 12.6%

FUND TYPE	TOTAL EXPENDITURES	TOTAL SPENT WITH NON-HUBS AMOUNT/%	TOTAL SPENT WITH **ADJ. HUBS 11.5% AMOUNT/%	TOTAL SPENT WITH *OTHER HUBS 1.1% AMOUNT/%	BLACK AMOUNT/%	**ADJUSTED HUB GOAL 11.5% HISPANIC AMOUNT/%	WOMAN AMOUNT/%	*OTHER HUB GOAL 1.1% ASIAN PACIFIC AMOUNT/%	NATIVE AMERICAN AMOUNT/%
G	\$82,689,046	\$75,338,608/91.1%	\$7,330,438/8.86%		\$7,045,040/8.57%	\$292/.000%	\$246,106/.286%		

SECTION VI - PURCHASES AWARDED AND MANAGED BY GSC

(A) CENTRAL PROCUREMENT SERVICES

(B) DESIGN AND CONSTRUCTION

SECTION VI - PURCHASES AWARDED AND MANAGED BY CSC

***** CENTRAL PROCUREMENT SERVICES *****

	TOTAL PURCHASES	TOTAL WITH CERTIFIED HUB'S AMOUNT/PERCENT	ASIAN PACIFIC AMOUNT/PERCENT	BLACK AMOUNT/PERCENT	HISPANIC AMOUNT/PERCENT	NATIVE AMERICAN AMOUNT/PERCENT	WOMEN AMOUNT/PERCENT
GSC - OPEN MARKET (PO'S ISSUED)	\$450,110,411	\$22,364,742/4.96%	\$3,294,879/.732%	\$1,489,164/.330%	\$2,490,597/.553%	\$53,745/.011%	\$16,035,056/3.34%

GSC - TERM CONTRACTS (PAYMENTS MADE)-Heavy Construction Unadjusted Goal is 11.8%9%

FUND TYPE	TOTAL EXPENDITURES	TOTAL SPENT WITH NON-HUBS AMOUNT/%	TOTAL SPENT WITH **ADJ. HUBS 6.6% AMOUNT/%	TOTAL SPENT WITH *OTHER HUBS 5.3% AMOUNT/%	ASIAN PACIFIC AMOUNT/%	**ADJUSTED HUB GOAL 6.6% BLACK AMOUNT/%	HISPANIC AMOUNT/%	NATIVE AMERICAN AMOUNT/%	*OTHER HUB GOAL 5.3% WOMAN AMOUNT/%
TC	\$284,025	\$237,210/83.6%		\$26,815/10.1%					\$26,815/10.1%

GSC - TERM CONTRACTS (PAYMENTS MADE)-Building Construction Unadjusted Goal is 26.1%1%

FUND TYPE	TOTAL EXPENDITURES	TOTAL SPENT WITH NON-HUBS AMOUNT/%	TOTAL SPENT WITH **ADJ. HUBS 25.1% AMOUNT/%	TOTAL SPENT WITH *OTHER HUBS 1.0% AMOUNT/%	BLACK AMOUNT/%	**ADJUSTED HUB GOAL 25.1% HISPANIC AMOUNT/%	WOMAN AMOUNT/%	ASIAN PACIFIC AMOUNT/%	*OTHER HUB GOAL 1.0% NATIVE AMERICAN AMOUNT/%
TC	\$2,114,201	\$2,087,029/98.7%	\$27,172/1.28%			\$20,917/.989%	\$6,255/.295%		

GSC - TERM CONTRACTS (PAYMENTS MADE)-Special Trade Unadjusted Goal is 57.2%2%

FUND TYPE	TOTAL EXPENDITURES	TOTAL SPENT WITH NON-HUBS AMOUNT/%	TOTAL SPENT WITH **ADJ. HUBS 47.0% AMOUNT/%	TOTAL SPENT WITH *OTHER HUBS 10.2% AMOUNT/%	BLACK AMOUNT/%	**ADJUSTED HUB GOAL 47.0% HISPANIC AMOUNT/%	ASIAN PACIFIC AMOUNT/%	NATIVE AMERICAN AMOUNT/%	WOMAN AMOUNT/%
TC	\$3,385,153	\$1,566,601/46.2%	\$1,455,606/42.8%	\$362,944/10.7%	\$145,298/4.29%	\$2,508,602/74.1%	\$8,805/.260%		\$354,139/10.4%

GSC - TERM CONTRACTS (PAYMENTS MADE)-Professional Services Unadjusted Goal is 20.0%

FUND TYPE	TOTAL EXPENDITURES	TOTAL SPENT WITH NON-HUBS AMOUNT/%	TOTAL SPENT WITH **ADJ. HUBS 18.1% AMOUNT/%	TOTAL SPENT WITH *OTHER HUBS 1.9% AMOUNT/%	BLACK AMOUNT/%	**ADJUSTED HUB GOAL 18.1% HISPANIC AMOUNT/%	WOMAN AMOUNT/%	ASIAN PACIFIC AMOUNT/%	*OTHER HUB GOAL 1.9% NATIVE AMERICAN AMOUNT/%
TC	\$682,521	\$389,162/56.4%	\$9,898/1.46%	\$273,340/40.0%	\$2,650/.388%		\$7,348/1.07%		\$273,340/40.0%

GSC - TERM CONTRACTS (PAYMENTS MADE)-Other Services Unadjusted Goal is 33.0%

FUND TYPE	TOTAL EXPENDITURES	TOTAL SPENT WITH NON-HUBS AMOUNT/%	TOTAL SPENT WITH **ADJ. HUBS 33.0% AMOUNT/%	ASIAN PACIFIC AMOUNT/%	BLACK AMOUNT/%	**ADJUSTED HUB GOAL 33.0% HISPANIC AMOUNT/%	NATIVE AMERICAN AMOUNT/%	WOMAN AMOUNT/%
TC	\$28,798,026	\$28,172,592/97.8%	\$623,433/2.16%	\$63,881/.221%	\$3,442/.012%	\$75,733/.263%	\$1,725/.006%	\$478,651/1.66%

GSC - TERM CONTRACTS (PAYMENTS MADE)-Commodity Purchasing Unadjusted Goal is 12.6%

FUND TYPE	TOTAL EXPENDITURES	TOTAL SPENT WITH NON-HUBS AMOUNT/%	TOTAL SPENT WITH **ADJ. HUBS 11.6% AMOUNT/%	TOTAL SPENT WITH *OTHER HUBS 1.1% AMOUNT/%	BLACK AMOUNT/%	**ADJUSTED HUB GOAL 11.6% HISPANIC AMOUNT/%	WOMAN AMOUNT/%	ASIAN PACIFIC AMOUNT/%	*OTHER HUB GOAL 1.1% NATIVE AMERICAN AMOUNT/%
TC	\$232,957,803	\$220,020,290/94.4%	\$12,037,302/5.16%	\$900,009/.388%	\$1,124,647/.482%	\$2,288,234/.982%	\$8,624,421/3.70%	\$201,560/.084%	\$96,448/.042%

SECTION V1 - PURCHASES AWARDED AND MANAGED BY GSC

***** DESIGN AND CONSTRUCTION DIVISION *****

G S C ARCHITECTURAL AND ENGINEERING PROJECTS - Professional Services Unadjusted Goal is 20.0%

FUND TYPE	TOTAL EXPENDITURES	TOTAL SPENT WITH NON-HUBS AMOUNT/%	TOTAL SPENT WITH **ADJ. HUBS 18.1% AMOUNT/%	TOTAL SPENT WITH *OTHER HUBS 1.9% AMOUNT/%	BLACK AMOUNT/%	**ADJUSTED HUB GOAL 18.1% HISPANIC AMOUNT/%	WOMAN AMOUNT/%	*OTHER HUB GOAL 1.9% ASIAN PACIFIC AMOUNT/%	NATIVE AMERICAN AMOUNT/%
T	\$2,551,653	\$2,497,919/97.8%	\$53,733/2.10%			\$15,399/.603%	\$38,334/1.50%		

G S C ARCHITECTURAL AND ENGINEERING PROJECTS - Other Services Unadjusted Goal is 33.0%

FUND TYPE	TOTAL EXPENDITURES	TOTAL SPENT WITH NON-HUBS AMOUNT/%	TOTAL SPENT WITH **ADJ. HUBS 33.0% AMOUNT/%	ASIAN PACIFIC AMOUNT/%	BLACK AMOUNT/%	**ADJUSTED HUB GOAL 33.0% HISPANIC AMOUNT/%	NATIVE AMERICAN AMOUNT/%	WOMAN AMOUNT/%
T	\$2,684,787	\$2,682,657/99.9%	\$2,129/.079%			\$800/.029%		\$1,329/.049%

GSC CONSTRUCTION PROJECTS - Building Construction Unadjusted Goal is 26.1%

FUND TYPE	TOTAL EXPENDITURES	TOTAL SPENT WITH NON-HUBS AMOUNT/%	TOTAL SPENT WITH **ADJ. HUBS 25.1% AMOUNT/%	TOTAL SPENT WITH *OTHER HUBS 1.0% AMOUNT/%	BLACK AMOUNT/%	**ADJUSTED HUB GOAL 25.1% HISPANIC AMOUNT/%	WOMAN AMOUNT/%	*OTHER HUB GOAL 1.0% ASIAN PACIFIC AMOUNT/%	NATIVE AMERICAN AMOUNT/%
T	\$60,581,681	\$51,495,514/85.0%	\$9,081,256/14.9%	\$24,880/.041%	\$518,343/.855%	\$8,548,984/14.1%	\$512,301/.845%	\$130/.000%	\$24,750/.040%
S	***	***	\$6,067,113/10.0%	\$17,115/.028%		\$1,032,477/1.70%	\$4,548,293/7.45%	\$17,115/.028%	
C	\$60,581,681	\$51,495,514/85.0%	\$15,128,360/24.9%	\$41,995/.069%	\$518,343/.855%	\$9,581,442/15.6%	\$5,028,595/8.30%	\$17,245/.028%	\$24,750/.040%

GSC CONSTRUCTION PROJECTS - Special Trade Unadjusted Goal is 67.2%

FUND TYPE	TOTAL EXPENDITURES	TOTAL SPENT WITH NON-HUBS AMOUNT/%	TOTAL SPENT WITH **ADJ. HUBS 47.0% AMOUNT/%	TOTAL SPENT WITH *OTHER HUBS 10.2% AMOUNT/%	**ADJUSTED HUB GOAL 47.0% BLACK AMOUNT/%	HISPANIC AMOUNT/%	*OTHER HUB GOAL 10.2% ASIAN PACIFIC AMOUNT/%	NATIVE AMERICAN AMOUNT/%	WOMAN AMOUNT/%
T	\$11,146,482	\$10,043,248/90.1%	\$860,571/7.72%	\$241,672/2.16%	\$860,571/7.72%				\$241,672/2.16%

GSC CONSTRUCTION PROJECTS - Other Services Unadjusted Goal is 33.0%

FUND TYPE	TOTAL EXPENDITURES	TOTAL SPENT WITH NON-HUBS AMOUNT/%	TOTAL SPENT WITH **ADJ. HUBS 33.0% AMOUNT/%	ASIAN PACIFIC AMOUNT/%	BLACK AMOUNT/%	**ADJUSTED HUB GOAL 33.0% HISPANIC AMOUNT/%	NATIVE AMERICAN AMOUNT/%	WOMAN AMOUNT/%
T	\$537,077	\$226,908/38.4%	\$361,159/61.5%		\$9,226/1.57%	\$4,615/.786%	\$3,200/.545%	\$344,126/58.6%

SECTION VII - AGENCIES' EXPENDITURE SUMMARY DATA

(A) LIST BY AGENCY NAME

(B) LIST BY AGENCY NUMBER

(C) SUMMARY DATA PAGES (217 REPORTING AGENCIES)

TEXAS HISTORICALLY UNDERUTILIZED BUSINESS (HUB) REPORT/AGENCY LIST SORTED BY AGENCY NAME

703	(SEE #705) STATE BOARD OF EDUCATOR	313	DEPARTMENT OF INFORMATION RESOURCES	360	STATE OFC OF ADMINISTRATIVE HEARINGS	733	TEXAS TECH UNIVERSITY
697	(SEE#698-2) TOCJ PAROLES DIVISION	405	DEPARTMENT OF PUBLIC SAFETY	479	STATE OFFICE OF RISK MANAGEMENT	727	TEXAS TRANSPORTATION INSTITUTE
230	10TH COURT OF APPEALS	452	DEPT OF LICENSING & REGULATION	338	STATE PENSION REVIEW BOARD	403	TEXAS VETERANS COMMISSION
231	11TH COURT OF APPEALS	530	DEPT OF PROTECTIVE & REGULATORY SYCS	809	STATE PRESERVATION BOARD	580	TEXAS WATER DEVELOPMENT BOARD
232	12TH COURT OF APPEALS	327	EMPLOYEES RETIREMENT SYSTEM	213	STATE PROSECUTING ATTORNEY	731	TEXAS WOMAN'S UNIVERSITY
233	13TH COURT OF APPEALS	533	EXEC CNCL OF PHYSICAL & OCC THERAPY	312	STATE SECURITIES BOARD	453	TEXAS WORKERS' COMPENSATION COMM.
234	14TH COURT OF APPEALS	301	EXECUTIVE OFFICE OF THE GOVERNOR	101	STATE SENATE	320	TEXAS WORKFORCE COMMISSION
221	1ST COURT OF APPEALS	325	FIREMEN'S PENSION COMMISSION	755	STEPHEN F AUSTIN STATE UNIVERSITY	694	TEXAS YOUTH COMMISSION
222	2ND COURT OF APPEALS	311	Fiscal Reporting - Treasury	756	SUL ROSS STATE UNIVERSITY	781	TX A & M INTERNATIONAL UNIV
223	3RD COURT OF APPEALS	305	GENERAL LAND OFFICE	118	SUNSET ADVISORY BOARD	556	TX AGRICULTURAL EXPERIMENT STATION
224	4TH COURT OF APPEALS	303	GENERAL SERVICES COMMISSION	201	SUPREME COURT	555	TX AGRICULTURAL EXTENSION SERVICE
225	5TH COURT OF APPEALS	529	HEALTH & HUMAN SERVICES COMMISSION	787	SW COLLEGIATE INSTITUTE FOR THE DEAF	459	TX BOARD OF ARCHITECTURAL EXAMINERS
226	6TH COURT OF APPEALS	384	HEALTH PROFESSIONS COUNCIL	449	State Finance Commission	335	TX COMM FOR DEAF & HARD OF HEARING
227	7TH COURT OF APPEALS	102	HOUSE OF REPRESENTATIVES	713	TARLETON STATE UNIVERSITY	411	TX COMMISSION OF FIRE PROTECTION
228	8TH COURT OF APPEALS	787	LAMAR STATE COLLEGE - ORANGE	323	TEACHER RETIREMENT SYSTEM	655	TX DEPT MENTAL HEALTH/RETARDATION
229	9TH COURT OF APPEALS	734	LAMAR UNIVERSITY - BEAUMONT	367	TELECOMM. INFRASTRUCTURE FUND	332	TX DEPT OF HOUSING & COMM. AFFAIRS
401	ADJUTANT GENERAL	788	LAMAR UNIVERSITY - PORT ARTHUR	780	TEXAS A & M UNIV. - CORPUS CHRISTI	819	TX EMANCIPATION JUNETEENTH COMM
477	ADV. COMM. /ST. EMERG. COMMUNICATION	699	LAREDO STATE CENTER (SEE #655)	711	TEXAS A & M UNIVERSITY (MAIN UNIV.)	712	TX ENGINEERING EXPERIMENT STATION
458	ALCOHOLIC BEVERAGE COMMISSION	104	LEGISLATIVE BUDGET BOARD	718	TEXAS A & M UNIVERSITY AT GALVESTON	781	TX HIGHER EDUCATION COORD. BOARD
737	ANGELO STATE UNIVERSITY	105	LEGISLATIVE REFERENCE LIBRARY	710	TEXAS A & M UNIVERSITY SYSTEM	526	TX LOW-LEVEL RAD WAST DISPOSAL AUTH
554	ANIMAL HEALTH COMMISSION	306	LIBRARY AND ARCHIVES COMMISSION	732	TEXAS A & M UNIVERSITY - KINGSVILLE	903	TX STATE BOARD OF MEDICAL EXAMINERS
677	AUSTIN STATE HOSPITAL (SEE # 655-J)	789	Lamar Institute of Technology	751	TEXAS A & M UNIVERSITY - COMMERCE	512	TX STATE BOARD OF PODIATRIC MED EXAM
658	BEAUMONT STATE CENTER (SEE #655)	735	MIDWESTERN STATE UNIVERSITY	784	TEXAS A&M UNIVERSITY-TEXARKANA	758	TX STATE UNIV SYST. BOARD OF REGENTS
502	BOARD OF BARBER EXAMINERS	582	NATURAL RESOURCE CONSERVATION COMM.	354	TEXAS AEROSPACE COMMISSION	739	TX TECH UNIV HEALTH SCIENCES CENTER
508	BOARD OF CHIROPRACTIC EXAMINERS	212	OFFICE OF COURT ADMINISTRATION	484	TEXAS BOARD OF LAND SURVEYING	557	TX VETERINARY MED DIAGNOSTIC LAB
504	BOARD OF DENTAL EXAMINERS	359	OFFICE OF PUBLIC INSURANCE COUNSEL	460	TEXAS BOARD OF PROFESSIONAL ENGINEER	577	TX WILDLIFE DAMAGE MGMT SERVICES
520	BOARD OF EXAMINERS OF PSYCHOLOGISTS	475	OFFICE OF PUBLIC UTILITY COUNSEL	352	TEXAS BOND REVIEW BOARD	517	TX. COMM. ON ALCOHDL & DRUG ABUSE
203	BOARD OF LAW EXAMINERS	333	OFFICE OF STATE-FEDERAL RELATIONS	527	TEXAS CANCER COUNCIL	315	Texas Tomorrow Fund
507	BOARD OF NURSE EXAMINERS	302	OFFICE OF THE ATTORNEY GENERAL	318	TEXAS COMMISSION FOR THE BLIND	742	UNIV OF TEX OF THE PERMIAN BASIN
515	BOARD OF PHARMACY	300	OFFICE OF THE GOVERNOR-TRUSTED PROG.	813	TEXAS COMMISSION ON THE ARTS	785	UNIV OF TEXAS HEALTH CENTER AT TYLER
456	BOARD OF PLUMBING EXAMINERS	514	OPTOMETRY BOARD	501	TEXAS DEPARTMENT OF HEALTH	759	UNIVERSITY OF HOUSTON - CLEAR LAKE
337	BOARD OF TAX PROFESSIONAL EXAMINERS	802	PARKS AND WILDLIFE DEPARTMENT	454	TEXAS DEPARTMENT OF INSURANCE	783	UNIVERSITY OF HOUSTON / SYSTEM
578	BOARD OF VETERINARY MED EXAMINERS	599	PECOS RIVER COMPACT COMMISSION	601	TEXAS DEPARTMENT OF TRANSPORTATION	730	UNIVERSITY OF HOUSTON
511	BOARD OF VOCATIONAL NURSE EXAMINERS	474	POLYGRAPH EXAMINERS BOARD	340	TEXAS DEPARTMENT ON AGING	765	UNIVERSITY OF HOUSTON-VICTORIA
748	Baylor College of Dentistry	715	PRAIRIE VIEW A & M UNIVERSITY	465	TEXAS DEPT OF COMMERCE (SEE #480)	784	UNIVERSITY OF HOUSTON-DOWNTOWN
598	CANADIAN RIVER COMPACT COMMISSION	473	PUBLIC UTILITY COMMISSION OF TEXAS	696	TEXAS DEPT OF CRIMINAL JUSTICE	752	UNIVERSITY OF NORTH TEXAS
355	CHILDREN'S TRUST FUND OF TX COUNCIL	455	RAILROAD COMMISSION	480	TEXAS DEPT. OF ECONOMIC DEVELOPMENT	743	UNIVERSITY OF TEXAS AT SAN ANTONIO
344	COMMISSION ON HUMAN RIGHTS	329	REAL ESTATE COMMISSION	701	TEXAS EDUCATION AGENCY	747	UNIVERSITY OF TEXAS AT BROWNSVILLE
409	COMMISSION ON JAIL STANDARDS	478	RESEARCH & OVERSIGHT WORKERS' COUNCIL	716	TEXAS ENGINEERING EXTENSION SERVICE	720	UNIVERSITY OF TEXAS SYSTEM
242	COMMISSION ON JUDICIAL CONDUCT	579	RIO GRANDE COMPACT COMMISSION	356	TEXAS ETHICS COMMISSION	721	UNIVERSITY OF TEXAS AT AUSTIN
407	COMMISSION ON LAW ENFORCEMENT	596	Red River Compact Commission	504	TEXAS FOOD AND FIBERS COMMISSION	714	UNIVERSITY OF TEXAS AT ARLINGTON
467	COMMISSION ON PRIVATE SECURITY	583	SABINE RIVER COMPACT ADMINISTRATION	576	TEXAS FOREST SERVICE	738	UNIVERSITY OF TEXAS - PAN AMERICAN
304	COMPTRROLLER OF PUBLIC ACCOUNTS	753	SAM HOUSTON STATE UNIVERSITY	513	TEXAS FUNERAL SERVICE COMMISSION	724	UNIVERSITY OF TEXAS AT EL PASO
486	CONSUMER CREDIT COMMISSIONER	450	SAVINGS AND LOAN DEPARTMENT	808	TEXAS HISTORICAL COMMISSION	750	UNIVERSITY OF TEXAS AT TYLER
505	COSMETOLOGY COMMISSION	772	SCHOOL FOR THE DEAF	353	TEXAS INCENTIVE & PRODUCTIVITY COMM.	738	UNIVERSITY OF TEXAS AT DALLAS
532	COUNCIL ON EARLY CHILDHOOD INTERVENT	771	SCHOOL/BLIND AND VISUALLY IMPAIRED	665	TEXAS JUVENILE PROBATION COMMISSION	763	UNT HEALTH SCIENCE CTR AT FORT WORTH
211	COURT OF CRIMINAL APPEALS	307	SECRETARY OF STATE	103	TEXAS LEGISLATIVE COUNCIL	745	UT HEALTH SCIENCE CENTER-SAN ANTONIO
204	COURT REPORTER CERTIFICATION BOARD	582	SOIL & WATER CONSERVATION BOARD	382	TEXAS LOTTERY COMMISSION	744	UT HEALTH SCIENCE CENTER - HOUSTON
489	CREDIT UNION DEPARTMENT	754	SOUTHWEST TEXAS STATE UNIVERSITY	406	TEXAS MILITARY FACILITIES COMMISSION	506	UT M D ANDERSON CANCER CENTER
410	CRIMINAL JUSTICE POLICY COUNCIL	342	STATE AIRCRAFT POOLING BOARD	347	TEXAS PUBLIC FINANCE AUTHORITY	723	UT MEDICAL BRANCH - GALVESTON
107	Commission on Uniform State Laws	308	STATE AUDITOR	476	TEXAS RACING COMMISSION	729	UT SOUTHWESTERN MEDICAL CTR/DALLAS
902	Comptroller / Fiscal	202	STATE BAR OF TEXAS	330	TEXAS REHABILITATION COMMISSION	757	WEST TEXAS A & M UNIVERSITY
551	DEPARTMENT OF AGRICULTURE	705	STATE BOARD FOR EDUCATOR CERT.	717	TEXAS SOUTHERN UNIVERSITY		
451	DEPARTMENT OF BANKING	457	STATE BOARD OF PUBLIC ACCDUNTANCY	719	TEXAS STATE TECHNICAL COLLEGE SYSTEM		
324	DEPARTMENT OF HUMAN SERVICES	243	STATE LAW LIBRARY	472	TEXAS STRUCTURAL PEST CONTROL BOARD		

101	STATE SENATE	338	STATE PENSION REVIEW BOARD	507	BOARD OF NURSE EXAMINERS	723	UT MEDICAL BRANCH - GALVESTON
102	HOUSE OF REPRESENTATIVES	340	TEXAS DEPARTMENT ON AGING	508	BOARD OF CHIROPRACTIC EXAMINERS	724	UNIVERSITY OF TEXAS AT EL PASO
103	TEXAS LEGISLATIVE COUNCIL	342	STATE AIRCRAFT POOLING BOARD	511	BOARD OF VOCATIONAL NURSE EXAMINERS	727	TEXAS TRANSPORTATION INSTITUTE
104	LEGISLATIVE BUDGET BOARD	344	COMMISSION ON HUMAN RIGHTS	512	TX STATE BOARD OF PODIATRIC MED EXAM	729	UT SOUTHWESTERN MEDICAL CTR/DALLAS
105	LEGISLATIVE REFERENCE LIBRARY	347	TEXAS PUBLIC FINANCE AUTHORITY	513	TEXAS FUNERAL SERVICE COMMISSION	730	UNIVERSITY OF HOUSTON
107	Commission on Uniform State Laws	352	TEXAS BOND REVIEW BOARD	514	OPTOMETRY BOARD	731	TEXAS WOMAN'S UNIVERSITY
118	SUNSET ADVISORY BOARD	363	TEXAS INCENTIVE & PRODUCTIVITY COMM.	515	BOARD OF PHARMACY	732	TEXAS A & M UNIVERSITY - KINGSVILLE
201	SUPREME COURT	354	TEXAS-AEROSPACE COMMISSION	517	TX. COMM. ON ALCOHOL & DRUG ABUSE	733	TEXAS TECH UNIVERSITY
202	STATE BAR OF TEXAS	355	CHILDREN'S TRUST FUND OF TX COUNCIL	520	BOARD OF EXAMINERS OF PSYCHOLOGISTS	734	LAMAR UNIVERSITY - BEAUMONT
203	BOARD OF LAW EXAMINERS	356	TEXAS ETHICS COMMISSION	526	TX LOW-LEVEL RAD WAST DISPOSAL AUTH	735	MIDWESTERN STATE UNIVERSITY
204	COURT REPORTER CERTIFICATION BOARD	359	OFFICE OF PUBLIC INSURANCE COUNSEL	527	TEXAS CANCER COUNCIL	736	UNIVERSITY OF TEXAS - PAN AMERICAN
211	COURT OF CRIMINAL APPEALS	360	STATE OFC OF ADMINISTRATIVE HEARINGS	529	HEALTH & HUMAN SERVICES COMMISSION	737	ANGELO STATE UNIVERSITY
212	OFFICE OF COURT ADMINISTRATION	362	TEXAS LOTTERY COMMISSION	530	DEPT OF PROTECTIVE & REGULATORY SVCS	738	UNIVERSITY OF TEXAS AT DALLAS
213	STATE PROSECUTING ATTORNEY	364	HEALTH PROFESSIONS COUNCIL	532	COUNCIL ON EARLY CHILDHOOD INTERVENT	739	TX TECH UNIV HEALTH SCIENCES CENTER
221	1ST COURT OF APPEALS	367	TELECOMM. INFRASTRUCTURE FUND	533	EXEC CNCL OF PHYSICAL & OCC THERAPY	742	UNIV OF TEX. OF THE PERMIAN BASIN
222	2ND COURT OF APPEALS	401	ADJUTANT GENERAL	551	DEPARTMENT OF AGRICULTURE	743	UNIVERSITY OF TEXAS AT SAN ANTONIO
223	3RD COURT OF APPEALS	403	TEXAS VETERANS COMMISSION	554	ANIMAL HEALTH COMMISSION	744	UT HEALTH SCIENCE CENTER - HOUSTON
224	4TH COURT OF APPEALS	406	DEPARTMENT OF PUBLIC SAFETY	555	TX AGRICULTURAL EXTENSION SERVICE	745	UT HEALTH SCIENCE CENTER-SAN ANTONIO
225	5TH COURT OF APPEALS	408	TEXAS MILITARY FACILITIES COMMISSION	556	TX AGRICULTURAL EXPERIMENT STATION	747	UNIVERSITY OF TEXAS AT BROWNSVILLE
226	6TH COURT OF APPEALS	407	COMMISSION ON LAW ENFORCEMENT	557	TX VETERINARY MED DIAGNOSTIC LAB	748	Baylor College of Dentistry
227	7TH COURT OF APPEALS	408	COMMISSION ON JAIL STANDARDS	576	TEXAS FOREST SERVICE	750	UNIVERSITY OF TEXAS AT TYLER
228	8TH COURT OF APPEALS	410	CRIMINAL JUSTICE POLICY COUNCIL	577	TX WILDLIFE DAMAGE MGMT SERVICES	751	TEXAS A & M UNIVERSITY - COMMERCE
228	8TH COURT OF APPEALS	411	TX COMMISSION OF FIRE PROTECTION	578	BOARD OF VETERINARY MED EXAMINERS	752	UNIVERSITY OF NORTH TEXAS
230	10TH COURT OF APPEALS	449	State Finance Commission	579	RIO GRANDE COMPACT COMMISSION	753	SAM HOUSTON STATE UNIVERSITY
231	11TH COURT OF APPEALS	450	SAVINGS AND LOAN DEPARTMENT	580	TEXAS WATER DEVELOPMENT BOARD	754	SOUTHWEST TEXAS STATE UNIVERSITY
232	12TH COURT OF APPEALS	451	DEPARTMENT OF BANKING	582	NATURAL RESOURCE CONSERVATION COMM.	756	STEPHEN F AUSTIN STATE UNIVERSITY
233	13TH COURT OF APPEALS	452	DEPT OF LICENSING & REGULATION	583	SABINE RIVER COMPACT ADMINISTRATION	756	SUL ROSS STATE UNIVERSITY
234	14TH COURT OF APPEALS	453	TEXAS WORKERS' COMPENSATION COMM.	592	SOIL & WATER CONSERVATION BOARD	757	WEST TEXAS A & M UNIVERSITY
242	COMMISSION ON JUDICIAL CONDUCT	454	TEXAS DEPARTMENT OF INSURANCE	596	Red River Compact Commission	758	TX STATE UNIV SYST. BOARD OF REGENTS
243	STATE LAW LIBRARY	456	RAILROAD COMMISSION	598	CANADIAN RIVER COMPACT COMMISSION	759	UNIVERSITY OF HOUSTON - CLEAR LAKE
300	OFFICE OF THE GOVERNOR-TRUSTED PROG.	456	BOARD OF PLUMBING EXAMINERS	599	PECOS RIVER COMPACT COMMISSION	760	TEXAS A & M UNIV. - CORPUS CHRISTI
301	EXECUTIVE OFFICE OF THE GOVERNOR	457	STATE BOARD OF PUBLIC ACCOUNTANCY	601	TEXAS DEPARTMENT OF TRANSPORTATION	761	TX A & M INTERNATIONAL UNIV
302	OFFICE OF THE ATTORNEY GENERAL	458	ALCOHOLIC BEVERAGE COMMISSION	655	TX DEPT MENTAL HEALTH/RETARDATION	763	UNT HEALTH SCIENCE CTR AT FORT WORTH
303	GENERAL SERVICES COMMISSION	459	TX BOARD OF ARCHITECTURAL EXAMINERS	658	BEAUMONT STATE CENTER (SEE #655)	764	TEXAS A&M UNIVERSITY-TEXARKANA
304	COMPTROLLER OF PUBLIC ACCOUNTS	460	TEXAS BOARD OF PROFESSIONAL ENGINEER	656	TEXAS JUVENILE PROBATION COMMISSION	765	UNIVERSITY OF HOUSTON-VICTORIA
305	GENERAL LAND OFFICE	464	TEXAS BOARD OF LAND SURVEYING	677	AUSTIN STATE HOSPITAL (SEE # 655-J)	767	SW COLLEGIATE INSTITUTE FOR THE DEAF
306	LIBRARY AND ARCHIVES COMMISSION	465	TEXAS DEPT OF COMMERCE (SEE #480)	694	TEXAS YOUTH COMMISSION	771	SCHOOL/BLIND AND VISUALLY IMPAIRED
307	SECRETARY OF STATE	466	CONSUMER CREDIT COMMISSIONER	696	TEXAS DEPT OF CRIMINAL JUSTICE	772	SCHOOL FOR THE DEAF
308	STATE AUDITOR	467	COMMISSION ON PRIVATE SECURITY	697	[SEE#696-2] TDCJ PAROLES DIVISION	781	TX HIGHER EDUCATION COORD. BOARD
311	Fiscal Reporting - Treasury	469	CREDIT UNION DEPARTMENT	699	LAREDO STATE CENTER [SEE #655]	783	UNIVERSITY OF HOUSTON / SYSTEM
312	STATE SECURITIES BOARD	472	TEXAS STRUCTURAL PEST CONTROL BOARD	701	TEXAS EDUCATION AGENCY	784	UNIVERSITY OF HOUSTON-DOWNTOWN
313	DEPARTMENT OF INFORMATION RESOURCES	473	PUBLIC UTILITY COMMISSION OF TEXAS	703	(SEE #705) STATE BOARD OF EDUCATOR	785	UNIV OF TEXAS HEALTH CENTER AT TYLER
315	Texas Tomorrow Fund	474	POLYGRAPH EXAMINERS BOARD	705	STATE BOARD FOR EDUCATOR CERT.	787	LAMAR STATE COLLEGE - ORANGE
318	TEXAS COMMISSION FOR THE BLIND	475	OFFICE OF PUBLIC UTILITY COUNSEL	710	TEXAS A & M UNIVERSITY SYSTEM	788	LAMAR UNIVERSITY - PORT ARTHUR
320	TEXAS WORKFORCE COMMISSION	476	TEXAS RACING COMMISSION	711	TEXAS A & M UNIVERSITY (MAIN UNIV.)	789	Lamar Institute of Technology
323	TEACHER RETIREMENT SYSTEM	477	ADV. COMM./ST.EMERG. COMMUNICATION	712	TX ENGINEERING EXPERIMENT STATION	802	PARKS AND WILDLIFE DEPARTMENT
324	DEPARTMENT OF HUMAN SERVICES	478	RESEARCH & OVERSIGHT WORKERS COUNCIL	713	TARLETON STATE UNIVERSITY	808	TEXAS HISTORICAL COMMISSION
325	FIREMEN'S PENSION COMMISSION	479	STATE OFFICE OF RISK MANAGEMENT	714	UNIVERSITY OF TEXAS AT ARLINGTON	809	STATE PRESERVATION BOARD
327	EMPLOYEES RETIREMENT SYSTEM	480	TEXAS DEPT. OF ECONOMIC DEVELOPMENT	715	PRAIRIE VIEW A & M UNIVERSITY	813	TEXAS COMMISSION ON THE ARTS
329	REAL ESTATE COMMISSION	501	TEXAS DEPARTMENT OF HEALTH	716	TEXAS ENGINEERING EXTENSION SERVICE	819	TX EMANCIPATION JUNETEENTH COMM
330	TEXAS REHABILITATION COMMISSION	502	BOARD OF BARBER EXAMINERS	717	TEXAS SOUTHERN UNIVERSITY	802	Comptroller / Fiscal
332	TX DEPT OF HOUSING & COMM. AFFAIRS	503	TX STATE BOARD OF MEDICAL EXAMINERS	718	TEXAS A & M UNIVERSITY AT GALVESTON	904	TEXAS FOOD AND FIBERS COMMISSION
333	OFFICE OF STATE-FEDERAL RELATIONS	504	STATE BOARD OF DENTAL EXAMINERS	719	TEXAS STATE TECHNICAL COLLEGE SYSTEM		
335	TX COMM FOR DEAF & HARD OF HEARING	505	COSMETOLOGY COMMISSION	720	UNIVERSITY OF TEXAS SYSTEM		
337	BOARD OF TAX PROFESSIONAL EXAMINERS	506	UT M D ANDERSON CANCER CENTER	721	UNIVERSITY OF TEXAS AT AUSTIN		

101-STATE SENATE-Heavy Construction Unadjusted Goal is 11.9%

FUND TYPE	TOTAL EXPENDITURES	TOTAL SPENT WITH NON-HUBS AMOUNT/%	TOTAL SPENT WITH **ADJ. HUBS 5.6% AMOUNT/%	TOTAL SPENT WITH *OTHER HUBS 5.3% AMOUNT/%	ASIAN PACIFIC AMOUNT/%	**ADJUSTED HUB GOAL 6.6% BLACK AMOUNT/%	HISPANIC AMOUNT/%	NATIVE AMERICAN AMOUNT/%	*OTHER HUB GOAL 5.3% WOMAN AMOUNT/%
-----------	--------------------	------------------------------------	--	--	------------------------	--	-------------------	--------------------------	--

T
N
S
-TC

C

101-STATE SENATE-Building Construction Unadjusted Goal is 25.1%

FUND TYPE	TOTAL EXPENDITURES	TOTAL SPENT WITH NON-HUBS	TOTAL SPENT WITH **ADJ. HUBS 25.1%	TOTAL SPENT WITH *OTHER HUBS 1.0%	BLACK	**ADJUSTED HUB GOAL 25.1% HISPANIC	WOMAN	*OTHER HUB GOAL 1.0% ASIAN PACIFIC	NATIVE AMERICAN
-----------	--------------------	---------------------------	------------------------------------	-----------------------------------	-------	---------------------------------------	-------	---------------------------------------	-----------------

T
N
S
-TC

C

101-STATE SENATE-Special Trade Unadjusted Goal is 57.2%

FUND TYPE	TOTAL EXPENDITURES	TOTAL SPENT WITH NON-HUBS	TOTAL SPENT WITH **ADJ. HUBS 47.0%	TOTAL SPENT WITH *OTHER HUBS 10.2%	BLACK	**ADJUSTED HUB GOAL 47.0% HISPANIC	ASIAN PACIFIC	*OTHER HUB GOAL 10.2% NATIVE AMERICAN	WOMAN
-----------	--------------------	---------------------------	------------------------------------	------------------------------------	-------	---------------------------------------	---------------	--	-------

T
N
S
-TC

C

101-STATE SENATE-Professional Services Unadjusted Goal is 20.0%

FUND TYPE	TOTAL EXPENDITURES	TOTAL SPENT WITH NON-HUBS	TOTAL SPENT WITH **ADJ. HUBS 19.1%	TOTAL SPENT WITH *OTHER HUBS 1.9%	BLACK	**ADJUSTED HUB GOAL 18.1% HISPANIC	WOMAN	*OTHER HUB GOAL 1.9% ASIAN PACIFIC	NATIVE AMERICAN
-----------	--------------------	---------------------------	------------------------------------	-----------------------------------	-------	---------------------------------------	-------	---------------------------------------	-----------------

T
N
S
-TC

C

101-STATE SENATE-Other Services Unadjusted Goal is 33.0%

FUND TYPE	TOTAL EXPENDITURES	TOTAL SPENT WITH NON-HUBS	TOTAL SPENT WITH **ADJ. HUBS 32.0%	ASIAN PACIFIC	**ADJUSTED HUB GOAL 33.0% BLACK	HISPANIC	NATIVE AMERICAN	WOMAN
-----------	--------------------	---------------------------	------------------------------------	---------------	------------------------------------	----------	-----------------	-------

T
N
S
-TC

C

101-STATE SENATE-Commodity Purchasing Unadjusted Goal is 12.6%

FUND TYPE	TOTAL EXPENDITURES	TOTAL SPENT WITH NON-HUBS	TOTAL SPENT WITH **ADJ. HUBS 11.5%	TOTAL SPENT WITH *OTHER HUBS 1.1%	BLACK	**ADJUSTED HUB GOAL 11.5% HISPANIC	WOMAN	*OTHER HUB GOAL 1.1% ASIAN PACIFIC	NATIVE AMERICAN
-----------	--------------------	---------------------------	------------------------------------	-----------------------------------	-------	---------------------------------------	-------	---------------------------------------	-----------------

T
N
S
-TC

C

DB = DEBIT (NEGATIVE AMOUNT) * = OTHER HUBS ** = ADJUSTED HUBS *** = DOLLARS REPORTED BUT NOT SHOWN IN THESE COLUMNS. SEE COVER LETTER PARA. 4
T=TREASURY, N=NON-TREASURY, S=SUBCONTRACTOR FUNDS & PROCUREMENT CARD HUB PURCHASES, TC=TERM CONTRACT, C=CONSOLIDATED. SEE PAGE 4 OF HUB REPORT FOR FUND TYPE DESCRIPTION.

102-HOUSE OF REPRESENTATIVES-Heavy Construction Unadjusted Goal is 11.9%

FUND TYPE	TOTAL EXPENDITURES	TOTAL SPENT WITH NON-HUBS AMOUNT/%	TOTAL SPENT WITH **ADJ. HUBS 6.5% AMOUNT/%	TOTAL SPENT WITH *OTHER HUBS 5.3% AMOUNT/%	ASIAN PACIFIC AMOUNT/%	**ADJUSTED HUB GOAL 6.6% BLACK AMOUNT/%	HISPANIC AMOUNT/%	NATIVE AMERICAN AMOUNT/%	*OTHER HUB GOAL 5.3% WOMAN AMOUNT/%
-----------	--------------------	------------------------------------	--	--	------------------------	---	-------------------	--------------------------	-------------------------------------

T
N
S
-TC

C

102-HOUSE OF REPRESENTATIVES-Building Construction Unadjusted Goal is 25.1%

FUND TYPE	TOTAL EXPENDITURES	TOTAL SPENT WITH NON-HUBS	TOTAL SPENT WITH **ADJ. HUBS 25.1%	TOTAL SPENT WITH *OTHER HUBS 1.0%	BLACK	**ADJUSTED HUB GOAL 25.1% HISPANIC	WOMAN	*OTHER HUB GOAL 1.0% ASIAN PACIFIC	NATIVE AMERICAN
-----------	--------------------	---------------------------	------------------------------------	-----------------------------------	-------	------------------------------------	-------	------------------------------------	-----------------

T
N
S
-TC

C

102-HOUSE OF REPRESENTATIVES-Special Trade Unadjusted Goal is 57.2%

FUND TYPE	TOTAL EXPENDITURES	TOTAL SPENT WITH NON-HUBS	TOTAL SPENT WITH **ADJ. HUBS 57.0%	TOTAL SPENT WITH *OTHER HUBS 10.2%	BLACK	**ADJUSTED HUB GOAL 47.0% HISPANIC	*OTHER HUB GOAL 10.2% ASIAN PACIFIC	NATIVE AMERICAN	WOMAN
-----------	--------------------	---------------------------	------------------------------------	------------------------------------	-------	------------------------------------	-------------------------------------	-----------------	-------

T
N
S
-TC

C

102-HOUSE OF REPRESENTATIVES-Professional Services Unadjusted Goal is 20.0%

FUND TYPE	TOTAL EXPENDITURES	TOTAL SPENT WITH NON-HUBS	TOTAL SPENT WITH **ADJ. HUBS 18.1%	TOTAL SPENT WITH *OTHER HUBS 1.9%	BLACK	**ADJUSTED HUB GOAL 18.1% HISPANIC	WOMAN	*OTHER HUB GOAL 1.9% ASIAN PACIFIC	NATIVE AMERICAN
-----------	--------------------	---------------------------	------------------------------------	-----------------------------------	-------	------------------------------------	-------	------------------------------------	-----------------

T
N
S
-TC

C

102-HOUSE OF REPRESENTATIVES-Other Services Unadjusted Goal is 33.0%

FUND TYPE	TOTAL EXPENDITURES	TOTAL SPENT WITH NON-HUBS	TOTAL SPENT WITH **ADJ. HUBS 33.0%	ASIAN PACIFIC	BLACK	**ADJUSTED HUB GOAL 33.0% HISPANIC	NATIVE AMERICAN	WOMAN
-----------	--------------------	---------------------------	------------------------------------	---------------	-------	------------------------------------	-----------------	-------

T
N
S
-TC

C

102-HOUSE OF REPRESENTATIVES-Commodity Purchasing Unadjusted Goal is 12.6%

FUND TYPE	TOTAL EXPENDITURES	TOTAL SPENT WITH NON-HUBS	TOTAL SPENT WITH **ADJ. HUBS 11.5%	TOTAL SPENT WITH *OTHER HUBS 1.1%	BLACK	**ADJUSTED HUB GOAL 11.5% HISPANIC	WOMAN	*OTHER HUB GOAL 1.1% ASIAN PACIFIC	NATIVE AMERICAN
-----------	--------------------	---------------------------	------------------------------------	-----------------------------------	-------	------------------------------------	-------	------------------------------------	-----------------

T
N
S
-TC

C

DB = DEBIT (NEGATIVE AMOUNT) * = OTHER HUBS ** = ADJUSTED HUBS *** = DOLLARS REPORTED BUT NOT SHOWN IN THESE COLUMNS. SEE COVER LETTER PARA. 4
T=TREASURY, N=NON-TREASURY, S=SUBCONTRACTOR FUNDS & PROCUREMENT CARD HUB PURCHASES, TC=TERM CONTRACT, C=CONSOLIDATED. SEE PAGE 4 OF HUB REPORT FOR FUND TYPE DESCRIPTION.

FUND TYPE	TOTAL EXPENDITURES	TOTAL SPENT WITH NON-HUBS AMOUNT/%	103-TEXAS LEGISLATIVE COUNCIL-Heavy Construction Unadjusted Goal is 11.8%		**ADJUSTED HUB GOAL 6.6%				*OTHER HUB GOAL 5.3%
			TOTAL SPENT WITH **ADJ. HUBS 6.6%	TOTAL SPENT WITH *OTHER HUBS 5.3%	ASIAN PACIFIC AMOUNT/%	BLACK AMOUNT/%	HISPANIC AMOUNT/%	NATIVE AMERICAN AMOUNT/%	WOMAN AMOUNT/%

T
N
S
-TC

C

FUND TYPE	TOTAL EXPENDITURES	TOTAL SPENT WITH NON-HUBS	103-TEXAS LEGISLATIVE COUNCIL-Building Construction Unadjusted Goal is 26.1%		**ADJUSTED HUB GOAL 25.1%			*OTHER HUB GOAL 1.0%	
			TOTAL SPENT WITH **ADJ. HUBS 25.1%	TOTAL SPENT WITH *OTHER HUBS 1.0%	BLACK	HISPANIC	WOMAN	ASIAN PACIFIC	NATIVE AMERICAN

T
N
S
-TC

C

FUND TYPE	TOTAL EXPENDITURES	TOTAL SPENT WITH NON-HUBS	103-TEXAS LEGISLATIVE COUNCIL-Special Trade Unadjusted Goal is 57.2%		**ADJUSTED HUB GOAL 47.0%		*OTHER HUB GOAL 10.2%		
			TOTAL SPENT WITH **ADJ. HUBS 47.0%	TOTAL SPENT WITH *OTHER HUBS 10.2%	BLACK	HISPANIC	ASIAN PACIFIC	NATIVE AMERICAN	WOMAN

T
N
S
-TC

C

FUND TYPE	TOTAL EXPENDITURES	TOTAL SPENT WITH NON-HUBS	103-TEXAS LEGISLATIVE COUNCIL-Professional Services Unadjusted Goal is 20.0%		**ADJUSTED HUB GOAL 18.1%			*OTHER HUB GOAL 1.9%	
			TOTAL SPENT WITH **ADJ. HUBS 18.1%	TOTAL SPENT WITH *OTHER HUBS 1.9%	BLACK	HISPANIC	WOMAN	ASIAN PACIFIC	NATIVE AMERICAN

T
N
S
-TC

C

FUND TYPE	TOTAL EXPENDITURES	TOTAL SPENT WITH NON-HUBS	103-TEXAS LEGISLATIVE COUNCIL-Other Services Unadjusted Goal is 33.0%		**ADJUSTED HUB GOAL 33.0%				
			TOTAL SPENT WITH **ADJ. HUBS 33.0%	ASIAN PACIFIC	BLACK	HISPANIC	NATIVE AMERICAN	WOMAN	

T
N
S
-TC

C

FUND TYPE	TOTAL EXPENDITURES	TOTAL SPENT WITH NON-HUBS	103-TEXAS LEGISLATIVE COUNCIL-Commodity Purchasing Unadjusted Goal is 12.6%		**ADJUSTED HUB GOAL 11.5%			*OTHER HUB GOAL 1.1%	
			TOTAL SPENT WITH **ADJ. HUBS 11.5%	TOTAL SPENT WITH *OTHER HUBS 1.1%	BLACK	HISPANIC	WOMAN	ASIAN PACIFIC	NATIVE AMERICAN

T
N
S
-TC

C

DB = DEBIT (NEGATIVE AMOUNT) * = OTHER HUBS ** = ADJUSTED HUBS *** = DOLLARS REPORTED BUT NOT SHOWN IN THESE COLUMNS. SEE COVER LETTER PARA. 4
T=TREASURY, N=NON-TREASURY, S=SUBCONTRACTOR FUNDS & PROCUREMENT CARD HUB PURCHASES, TC=TERM CONTRACT, C=CONSOLIDATED. SEE PAGE 4 OF HUB REPORT FOR FUND TYPE DESCRIPTION.

104-LEGISLATIVE BUDGET BOARD-Heavy Construction Unadjusted Goal is 11.9%

FUND TYPE	TOTAL EXPENDITURES	TOTAL SPENT WITH NON-HUBS AMOUNT/%	TOTAL SPENT WITH **ADJ. HUBS 6.6% AMOUNT/%	TOTAL SPENT WITH *OTHER HUBS 5.3% AMOUNT/%	ASIAN PACIFIC AMOUNT/%	**ADJUSTED HUB GOAL 6.6% BLACK AMOUNT/%	HISPANIC AMOUNT/%	NATIVE AMERICAN AMOUNT/%	*OTHER HUB GOAL 5.3% WOMAN AMOUNT/%
T									
N									
S									
-TC									
C									

104-LEGISLATIVE BUDGET BOARD-Building Construction Unadjusted Goal is 26.1%

FUND TYPE	TOTAL EXPENDITURES	TOTAL SPENT WITH NON-HUBS	TOTAL SPENT WITH **ADJ. HUBS 25.1% AMOUNT/%	TOTAL SPENT WITH *OTHER HUBS 1.0% AMOUNT/%	BLACK	**ADJUSTED HUB GOAL 25.1% HISPANIC	WOMAN	*OTHER HUB GOAL 1.0% ASIAN PACIFIC	NATIVE AMERICAN
T									
N									
S									
-TC									
C									

104-LEGISLATIVE BUDGET BOARD-Special Trade Unadjusted Goal is 57.2%

FUND TYPE	TOTAL EXPENDITURES	TOTAL SPENT WITH NON-HUBS	TOTAL SPENT WITH **ADJ. HUBS 47.0% AMOUNT/%	TOTAL SPENT WITH *OTHER HUBS 10.2% AMOUNT/%	BLACK	**ADJUSTED HUB GOAL 47.0% HISPANIC	ASIAN PACIFIC	*OTHER HUB GOAL 10.2% NATIVE AMERICAN	WOMAN
T									
N									
S									
-TC									
C									

104-LEGISLATIVE BUDGET BOARD-Professional Services Unadjusted Goal is 20.0%

FUND TYPE	TOTAL EXPENDITURES	TOTAL SPENT WITH NON-HUBS	TOTAL SPENT WITH **ADJ. HUBS 18.1% AMOUNT/%	TOTAL SPENT WITH *OTHER HUBS 1.9% AMOUNT/%	BLACK	**ADJUSTED HUB GOAL 18.1% HISPANIC	WOMAN	*OTHER HUB GOAL 1.9% ASIAN PACIFIC	NATIVE AMERICAN
T									
N									
S									
-TC									
C									

104-LEGISLATIVE BUDGET BOARD-Other Services Unadjusted Goal is 33.0%

FUND TYPE	TOTAL EXPENDITURES	TOTAL SPENT WITH NON-HUBS	TOTAL SPENT WITH **ADJ. HUBS 33.0% AMOUNT/%	TOTAL SPENT WITH *OTHER HUBS 1.1% AMOUNT/%	ASIAN PACIFIC	**ADJUSTED HUB GOAL 33.0% BLACK	HISPANIC	NATIVE AMERICAN	WOMAN
T	\$189,525	\$138,951/73.3%	\$50,574/26.6%		\$13,140/6.93%		\$20/.011%		\$37,413/19.7%
N									
S									
-TC									
C	\$189,525	\$138,951/73.3%	\$50,574/26.6%		\$13,140/6.93%		\$20/.011%		\$37,413/19.7%

104-LEGISLATIVE BUDGET BOARD-Commodity Purchasing Unadjusted Goal is 12.6%

FUND TYPE	TOTAL EXPENDITURES	TOTAL SPENT WITH NON-HUBS	TOTAL SPENT WITH **ADJ. HUBS 11.5% AMOUNT/%	TOTAL SPENT WITH *OTHER HUBS 1.1% AMOUNT/%	BLACK	**ADJUSTED HUB GOAL 11.5% HISPANIC	WOMAN	*OTHER HUB GOAL 1.1% ASIAN PACIFIC	NATIVE AMERICAN
T	\$120,640	\$101,589/84.2%	\$449/.372%	\$18,601/15.4%	\$449/.372%			\$17,918/14.8%	\$683/.566%
N									
S									
-TC									
C	\$120,640	\$101,589/84.2%	\$449/.372%	\$18,601/15.4%	\$449/.372%			\$17,918/14.8%	\$683/.566%

DB = DEBIT (NEGATIVE AMOUNT) * = OTHER HUBS ** = ADJUSTED HUBS *** = DOLLARS REPORTED BUT NOT SHOWN IN THESE COLUMNS. SEE COVER LETTER PARA. 4
T=TREASURY, N=NON-TREASURY, S=SUBCONTRACTOR FUNDS & PROCUREMENT CARD HUB PURCHASES, TC=TERM CONTRACT, C=CONSOLIDATED. SEE PAGE 4 OF HUB REPORT FOR FUND TYPE DESCRIPTION.

105-LEGISLATIVE REFERENCE LIBRARY-Heavy Construction Unadjusted Goal is 11.9%

FUND TYPE	TOTAL EXPENDITURES	TOTAL SPENT WITH NON-HUBS AMOUNT/%	TOTAL SPENT WITH **ADJ. HUBS 6.6% AMOUNT/%	TOTAL SPENT WITH *OTHER HUBS 5.3% AMOUNT/%	ASIAN PACIFIC AMOUNT/%	**ADJUSTED HUB GOAL 6.6% BLACK AMOUNT/%	HISPANIC AMOUNT/%	NATIVE AMERICAN AMOUNT/%	*OTHER HUB GOAL 5.3% WOMAN AMOUNT/%
-----------	--------------------	------------------------------------	--	--	------------------------	---	-------------------	--------------------------	-------------------------------------

T
N
S
-TC

C

105-LEGISLATIVE REFERENCE LIBRARY-Building Construction Unadjusted Goal is 26.1%

FUND TYPE	TOTAL EXPENDITURES	TOTAL SPENT WITH NON-HUBS	TOTAL SPENT WITH **ADJ. HUBS 25.1%	TOTAL SPENT WITH *OTHER HUBS 1.0%	BLACK	**ADJUSTED HUB GOAL 25.1% HISPANIC	WOMAN	*OTHER HUB GOAL 1.0% ASIAN PACIFIC NATIVE AMERICAN
-----------	--------------------	---------------------------	------------------------------------	-----------------------------------	-------	------------------------------------	-------	--

T
N
S
-TC

C

105-LEGISLATIVE REFERENCE LIBRARY-Special Trade Unadjusted Goal is 57.2%

FUND TYPE	TOTAL EXPENDITURES	TOTAL SPENT WITH NON-HUBS	TOTAL SPENT WITH **ADJ. HUBS 47.0%	TOTAL SPENT WITH *OTHER HUBS 10.2%	BLACK	**ADJUSTED HUB GOAL 47.0% HISPANIC	ASIAN PACIFIC	*OTHER HUB GOAL 10.2% NATIVE AMERICAN WOMAN
-----------	--------------------	---------------------------	------------------------------------	------------------------------------	-------	------------------------------------	---------------	---

T
N
S
-TC

C

105-LEGISLATIVE REFERENCE LIBRARY-Professional Services Unadjusted Goal is 20.0%

FUND TYPE	TOTAL EXPENDITURES	TOTAL SPENT WITH NON-HUBS	TOTAL SPENT WITH **ADJ. HUBS 18.1%	TOTAL SPENT WITH *OTHER HUBS 1.9%	BLACK	**ADJUSTED HUB GOAL 18.1% HISPANIC	WOMAN	*OTHER HUB GOAL 1.9% ASIAN PACIFIC NATIVE AMERICAN
-----------	--------------------	---------------------------	------------------------------------	-----------------------------------	-------	------------------------------------	-------	--

T
N
S
-TC

C

105-LEGISLATIVE REFERENCE LIBRARY-Other Services Unadjusted Goal is 33.0%

FUND TYPE	TOTAL EXPENDITURES	TOTAL SPENT WITH NON-HUBS	TOTAL SPENT WITH **ADJ. HUBS 33.0%	ASIAN PACIFIC	**ADJUSTED HUB GOAL 33.0% BLACK	HISPANIC	NATIVE AMERICAN	WOMAN
-----------	--------------------	---------------------------	------------------------------------	---------------	---------------------------------	----------	-----------------	-------

T
N
S
-TC

C

105-LEGISLATIVE REFERENCE LIBRARY-Commodity Purchasing Unadjusted Goal is 12.8%

FUND TYPE	TOTAL EXPENDITURES	TOTAL SPENT WITH NON-HUBS	TOTAL SPENT WITH **ADJ. HUBS 11.5%	TOTAL SPENT WITH *OTHER HUBS 1.1%	BLACK	**ADJUSTED HUB GOAL 11.5% HISPANIC	WOMAN	*OTHER HUB GOAL 1.1% ASIAN PACIFIC NATIVE AMERICAN
-----------	--------------------	---------------------------	------------------------------------	-----------------------------------	-------	------------------------------------	-------	--

T
N
S
-TC

C

DB = DEBIT (NEGATIVE AMOUNT) * = OTHER HUBS ** = ADJUSTED HUBS *** = DOLLARS REPORTED BUT NOT SHOWN IN THESE COLUMNS. SEE COVER LETTER PARA. 4
T=TREASURY, N=NON-TREASURY, S=SUBCONTRACTOR FUNDS, A=PROCUREMENT CARD HUB PURCHASES, TC=TERM CONTRACT, C=CONSOLIDATED. SEE PAGE 4 OF HUB REPORT FOR FUND TYPE DESCRIPTION.

FUND TYPE	TOTAL EXPENDITURES	TOTAL SPENT WITH NON-HUBS AMOUNT/%	TOTAL SPENT WITH **ADJ. HUBS 5.6% AMOUNT/%	TOTAL SPENT WITH *OTHER HUBS 5.3% AMOUNT/%	107-Commission on Uniform State Laws-Heavy Construction Unadjusted Goal is 11.9%					*OTHER HUB GOAL 5.3% WOMAN AMOUNT/%
					ASIAN PACIFIC AMOUNT/%	BLACK AMOUNT/%	HISPANIC AMOUNT/%	NATIVE AMERICAN AMOUNT/%	WOMAN AMOUNT/%	

T
N
S
-TC

C

FUND TYPE	TOTAL EXPENDITURES	TOTAL SPENT WITH NON-HUBS	TOTAL SPENT WITH **ADJ. HUBS 26.1%	TOTAL SPENT WITH *OTHER HUBS 1.0%	107-Commission on Uniform State Laws-Building Construction Unadjusted Goal is 26.1%			*OTHER HUB GOAL 1.0%	
					BLACK	HISPANIC	WOMAN	ASIAN PACIFIC	NATIVE AMERICAN

T
N
S
-TC

C

FUND TYPE	TOTAL EXPENDITURES	TOTAL SPENT WITH NON-HUBS	TOTAL SPENT WITH **ADJ. HUBS 47.0%	TOTAL SPENT WITH *OTHER HUBS 10.2%	107-Commission on Uniform State Laws-Special Trade Unadjusted Goal is 57.2%		*OTHER HUB GOAL 10.2%		
					BLACK	HISPANIC	ASIAN PACIFIC	NATIVE AMERICAN	WOMAN

T
N
S
-TC

C

FUND TYPE	TOTAL EXPENDITURES	TOTAL SPENT WITH NON-HUBS	TOTAL SPENT WITH **ADJ. HUBS 19.1%	TOTAL SPENT WITH *OTHER HUBS 1.9%	107-Commission on Uniform State Laws-Professional Services Unadjusted Goal is 20.0%			*OTHER HUB GOAL 1.9%	
					BLACK	HISPANIC	WOMAN	ASIAN PACIFIC	NATIVE AMERICAN

T
N
S
-TC

C

FUND TYPE	TOTAL EXPENDITURES	TOTAL SPENT WITH NON-HUBS	TOTAL SPENT WITH **ADJ. HUBS 33.0%	107-Commission on Uniform State Laws-Other Services Unadjusted Goal is 33.0%				
				ASIAN PACIFIC	BLACK	HISPANIC	NATIVE AMERICAN	WOMAN

T
N
S
-TC

C

FUND TYPE	TOTAL EXPENDITURES	TOTAL SPENT WITH NON-HUBS	TOTAL SPENT WITH **ADJ. HUBS 11.5%	TOTAL SPENT WITH *OTHER HUBS 1.1%	107-Commission on Uniform State Laws-Commodity Purchasing Unadjusted Goal is 12.6%			*OTHER HUB GOAL 1.1%	
					BLACK	HISPANIC	WOMAN	ASIAN PACIFIC	NATIVE AMERICAN

T
N
S
-TC

C

DB = DEBIT (NEGATIVE AMOUNT) * = OTHER HUBS ** = ADJUSTED HUBS *** = DOLLARS REPORTED BUT NOT SHOWN IN THESE COLUMNS. SEE COVER LETTER PARA. 4
T=TREASURY, N=NON-TREASURY, S=SUBCONTRACTOR FUNDS & PROCUREMENT CARD HUB PURCHASES, TC=TERM CONTRACT, C=CONSOLIDATED. SEE PAGE 4 OF HUB REPORT FOR FUND TYPE DESCRIPTION.

FUND TYPE	TOTAL EXPENDITURES	TOTAL SPENT WITH NON-HUBS AMOUNT/%	116-SUNSET ADVISORY BOARD-Heavy Construction Unadjusted Goal is 11.8%		**ADJUSTED HUB GOAL 6.6%				*OTHER HUB GOAL 5.3% WDMAN AMOUNT/%
			TOTAL SPENT WITH **ADJ. HUBS 6.6% AMOUNT/%	TOTAL SPENT WITH *OTHER HUBS 5.3% AMOUNT/%	ASIAN PACIFIC AMOUNT/%	BLACK AMOUNT/%	HISPANIC AMOUNT/%	NATIVE AMERICAN AMOUNT/%	

T
N
S
-TC

C

FUND TYPE	TOTAL EXPENDITURES	TOTAL SPENT WITH NON-HUBS	116-SUNSET ADVISORY BOARD-Building Construction Unadjusted Goal is 26.1%		**ADJUSTED HUB GOAL 25.1%			*OTHER HUB GOAL 1.0%	
			TOTAL SPENT WITH **ADJ. HUBS 25.1%	TOTAL SPENT WITH *OTHER HUBS 1.0%	BLACK	HISPANIC	WDMAN	ASIAN PACIFIC	NATIVE AMERICAN

T
N
S
-TC

C

FUND TYPE	TOTAL EXPENDITURES	TOTAL SPENT WITH NON-HUBS	116-SUNSET ADVISORY BOARD-Special Trade Unadjusted Goal is 57.2%		**ADJUSTED HUB GOAL 47.0%		*OTHER HUB GOAL 10.2%		
			TOTAL SPENT WITH **ADJ. HUBS 47.0%	TOTAL SPENT WITH *OTHER HUBS 10.2%	BLACK	HISPANIC	ASIAN PACIFIC	NATIVE AMERICAN	WDMAN

T
N
S
-TC

C

FUND TYPE	TOTAL EXPENDITURES	TOTAL SPENT WITH NON-HUBS	116-SUNSET ADVISORY BOARD-Professional Services Unadjusted Goal is 20.0%		**ADJUSTED HUB GOAL 18.1%			*OTHER HUB GOAL 1.8%	
			TOTAL SPENT WITH **ADJ. HUBS 18.1%	TOTAL SPENT WITH *OTHER HUBS 1.8%	BLACK	HISPANIC	WDMAN	ASIAN PACIFIC	NATIVE AMERICAN

T
N
S
-TC

C

FUND TYPE	TOTAL EXPENDITURES	TOTAL SPENT WITH NON-HUBS	116-SUNSET ADVISORY BOARD-Other Services Unadjusted Goal is 33.0%		**ADJUSTED HUB GOAL 33.0%				
			TOTAL SPENT WITH **ADJ. HUBS 33.0%	TOTAL SPENT WITH *OTHER HUBS 1.1%	ASIAN PACIFIC	BLACK	HISPANIC	NATIVE AMERICAN	WDMAN

T
N
S
-TC

C

FUND TYPE	TOTAL EXPENDITURES	TOTAL SPENT WITH NON-HUBS	116-SUNSET ADVISORY BOARD-Commodity Purchasing Unadjusted Goal is 12.6%		**ADJUSTED HUB GOAL 11.5%			*OTHER HUB GOAL 1.1%	
			TOTAL SPENT WITH **ADJ. HUBS 11.5%	TOTAL SPENT WITH *OTHER HUBS 1.1%	BLACK	HISPANIC	WDMAN	ASIAN PACIFIC	NATIVE AMERICAN

T
N
S
-TC

C

DB = DEBIT (NEGATIVE AMOUNT) * = OTHER HUBS ** = ADJUSTED HUBS *** = DOLLARS REPORTED BUT NOT SHOWN IN THESE COLUMNS. SEE COVER LETTER PARA. 4
T-TREASURY; N=NON-TREASURY; S-SUBCONTRACTOR FUNDS & PROCUREMENT CARD HUB PURCHASES; TC-TERM CONTRACT; C-CONSOLIDATED. SEE PAGE 4 OF HUB REPORT FOR FUND TYPE DESCRIPTION.

201-SUPREME COURT-Heavy Construction Unadjusted Goal is 11.9%

FUND TYPE	TOTAL EXPENDITURES	TOTAL SPENT WITH NON-HUBS AMOUNT/%	TOTAL SPENT WITH **ADJ. HUBS 6.6% AMOUNT/%	TOTAL SPENT WITH *OTHER HUBS 5.3% AMOUNT/%	ASIAN PACIFIC AMOUNT/%	BLACK AMOUNT/%	HISPANIC AMOUNT/%	NATIVE AMERICAN AMOUNT/%	*OTHER HUB GOAL 5.3% WOMAN AMOUNT/%
T									
N									
S									
-TC									
C									

201-SUPREME COURT-building Construction Unadjusted Goal is 26.1%

FUND TYPE	TOTAL EXPENDITURES	TOTAL SPENT WITH NON-HUBS	TOTAL SPENT WITH **ADJ. HUBS 25.1% AMOUNT/%	TOTAL SPENT WITH *OTHER HUBS 1.0% AMOUNT/%	BLACK	HISPANIC	WOMAN	ASIAN PACIFIC	NATIVE AMERICAN
T									
N									
S									
-TC									
C									

201-SUPREME COURT-Special Trade Unadjusted Goal is 57.2%

FUND TYPE	TOTAL EXPENDITURES	TOTAL SPENT WITH NON-HUBS	TOTAL SPENT WITH **ADJ. HUBS 47.0% AMOUNT/%	TOTAL SPENT WITH *OTHER HUBS 10.2% AMOUNT/%	BLACK	HISPANIC	ASIAN PACIFIC	NATIVE AMERICAN	WOMAN
T	\$7,525	\$7,525/100 %							
N									
S									
-TC									
C	\$7,525	\$7,525/100 %							

201-SUPREME COURT-Professional Services Unadjusted Goal is 20.0%

FUND TYPE	TOTAL EXPENDITURES	TOTAL SPENT WITH NON-HUBS	TOTAL SPENT WITH **ADJ. HUBS 18.1% AMOUNT/%	TOTAL SPENT WITH *OTHER HUBS 1.9% AMOUNT/%	BLACK	HISPANIC	WOMAN	ASIAN PACIFIC	NATIVE AMERICAN
T									
N									
S									
-TC									
C									

201-SUPREME COURT-Other Services Unadjusted Goal is 33.0%

FUND TYPE	TOTAL EXPENDITURES	TOTAL SPENT WITH NON-HUBS	TOTAL SPENT WITH **ADJ. HUBS 33.0% AMOUNT/%	ASIAN PACIFIC	BLACK	HISPANIC	NATIVE AMERICAN	WOMAN
T	\$82,242	\$82,242/100 %						
N								
S								
-TC								
C	\$82,242	\$82,242/100 %						

201-SUPREME COURT-Commodity Purchasing Unadjusted Goal is 12.6%

FUND TYPE	TOTAL EXPENDITURES	TOTAL SPENT WITH NON-HUBS	TOTAL SPENT WITH **ADJ. HUBS 11.5% AMOUNT/%	TOTAL SPENT WITH *OTHER HUBS 1.1% AMOUNT/%	BLACK	HISPANIC	WOMAN	ASIAN PACIFIC	NATIVE AMERICAN
T	\$133,651	\$97,379/72.8%	\$35,796/26.7%	\$475/.355%	\$7,906/5.81%		\$27,888/20.6%		\$475/.355%
N									
S									
-TC	\$48,220	\$48,125/99.8%	\$95/.187%				\$95/.187%		
C	\$85,430	\$49,254/57.6%	\$35,701/41.7%	\$475/.556%	\$7,906/9.25%		\$27,784/32.5%		\$475/.556%

DB = DEBIT (NEGATIVE AMOUNT) * = OTHER HUBS ** = ADJUSTED HUBS *** = DOLLARS REPORTED BUT NOT SHOWN IN THESE COLUMNS. SEE COVER LETTER PARA. 4
T=TREASURY, N=NON-TREASURY, S=SUBCONTRACTOR FUNDS & PROCUREMENT CARD HUB PURCHASES, TC=TERM CONTRACT, C=CONSOLIDATED. SEE PAGE 4 OF HUB REPORT FOR FUND TYPE DESCRIPTION.

202-STATE BAR OF TEXAS-Heavy Construction Unadjusted Goal is 11.9%

FUND TYPE	TOTAL EXPENDITURES	TOTAL SPENT WITH NON-HUBS AMOUNT/%	TOTAL SPENT WITH **ADJ. HUBS 6.6% AMOUNT/%	TOTAL SPENT WITH *OTHER HUBS 5.3% AMOUNT/%	ASIAN PACIFIC AMOUNT/%	**ADJUSTED HUB GOAL 6.6% BLACK AMOUNT/%	HISPANIC AMOUNT/%	NATIVE AMERICAN AMOUNT/%	*OTHER HUB GOAL 5.3% WOMAN AMOUNT/%
-----------	--------------------	------------------------------------	--	--	------------------------	--	-------------------	--------------------------	--

T
N
S
-TC
C

202-STATE BAR OF TEXAS-Building Construction Unadjusted Goal is 26.1%

FUND TYPE	TOTAL EXPENDITURES	TOTAL SPENT WITH NON-HUBS	TOTAL SPENT WITH **ADJ. HUBS 25.1%	TOTAL SPENT WITH *OTHER HUBS 1.0%	BLACK	**ADJUSTED HUB GOAL 25.1% HISPANIC	WOMAN	*OTHER HUB GOAL 1.0% ASIAN PACIFIC	NATIVE AMERICAN
-----------	--------------------	---------------------------	------------------------------------	-----------------------------------	-------	---------------------------------------	-------	---------------------------------------	-----------------

T
N
S
-TC
C

202-STATE BAR OF TEXAS-Special Trade Unadjusted Goal is 57.2%

FUND TYPE	TOTAL EXPENDITURES	TOTAL SPENT WITH NON-HUBS	TOTAL SPENT WITH **ADJ. HUBS 47.0%	TOTAL SPENT WITH *OTHER HUBS 10.2%	BLACK	**ADJUSTED HUB GOAL 47.0% HISPANIC	ASIAN PACIFIC	NATIVE AMERICAN	WOMAN
-----------	--------------------	---------------------------	------------------------------------	------------------------------------	-------	---------------------------------------	---------------	-----------------	-------

T
N
S
-TC
C

202-STATE BAR OF TEXAS-Professional Services Unadjusted Goal is 20.0%

FUND TYPE	TOTAL EXPENDITURES	TOTAL SPENT WITH NON-HUBS	TOTAL SPENT WITH **ADJ. HUBS 18.1%	TOTAL SPENT WITH *OTHER HUBS 1.9%	BLACK	**ADJUSTED HUB GOAL 18.1% HISPANIC	WOMAN	*OTHER HUB GOAL 1.9% ASIAN PACIFIC	NATIVE AMERICAN
-----------	--------------------	---------------------------	------------------------------------	-----------------------------------	-------	---------------------------------------	-------	---------------------------------------	-----------------

T
N
S
-TC
C

202-STATE BAR OF TEXAS-Other Services Unadjusted Goal is 33.0%

FUND TYPE	TOTAL EXPENDITURES	TOTAL SPENT WITH NON-HUBS	TOTAL SPENT WITH **ADJ. HUBS 33.0%	**ADJUSTED HUB GOAL 33.0%	ASIAN PACIFIC	BLACK	HISPANIC	NATIVE AMERICAN	WOMAN
-----------	--------------------	---------------------------	------------------------------------	---------------------------	---------------	-------	----------	-----------------	-------

T
N
S
-TC
C

202-STATE BAR OF TEXAS-Commodity Purchasing Unadjusted Goal is 12.6%

FUND TYPE	TOTAL EXPENDITURES	TOTAL SPENT WITH NON-HUBS	TOTAL SPENT WITH **ADJ. HUBS 11.5%	TOTAL SPENT WITH *OTHER HUBS 1.1%	BLACK	**ADJUSTED HUB GOAL 11.5% HISPANIC	WOMAN	*OTHER HUB GOAL 1.1% ASIAN PACIFIC	NATIVE AMERICAN
-----------	--------------------	---------------------------	------------------------------------	-----------------------------------	-------	---------------------------------------	-------	---------------------------------------	-----------------

T
N
S
-TC
C

DB = DEBIT (NEGATIVE AMOUNT) * = OTHER HUBS ** = ADJUSTED HUBS *** = DOLLARS REPORTED BUT NOT SHOWN IN THESE COLUMNS. SEE COVER LETTER PARA. 4
T-TREASURY, N-NON-TREASURY, S-SUBCONTRACTOR FUNDS & PROCUREMENT CARD HUB PURCHASES, TC-TERM CONTRACT, C-CONSOLIDATED. SEE PAGE 4 OF HUB REPORT FOR FUND TYPE DESCRIPTION.

203-BOARD OF LAW EXAMINERS-Heavy Construction Unadjusted Goal is 11.8%

FUND TYPE	TOTAL EXPENDITURES	TOTAL SPENT WITH NON-HUBS AMOUNT/%	TOTAL SPENT WITH **ADJ. HUBS 6.6% AMOUNT/%	TOTAL SPENT WITH *OTHER HUBS 5.3% AMOUNT/%	ASIAN PACIFIC AMOUNT/%	**ADJUSTED HUB GOAL 6.6% BLACK AMOUNT/%	HISPANIC AMOUNT/%	NATIVE AMERICAN AMOUNT/%	*OTHER HUB GOAL 5.3% WOMAN AMOUNT/%
-----------	--------------------	------------------------------------	--	--	------------------------	--	-------------------	--------------------------	--

T
N
S
-TC
C

203-BOARD OF LAW EXAMINERS-Building Construction Unadjusted Goal is 26.1%

FUND TYPE	TOTAL EXPENDITURES	TOTAL SPENT WITH NON-HUBS	TOTAL SPENT WITH **ADJ. HUBS 25.1% AMOUNT/%	TOTAL SPENT WITH *OTHER HUBS 1.0% AMOUNT/%	BLACK	**ADJUSTED HUB GOAL 25.1% HISPANIC	WOMAN	*OTHER HUB GOAL 1.0% ASIAN PACIFIC	NATIVE AMERICAN
-----------	--------------------	---------------------------	---	--	-------	---------------------------------------	-------	---------------------------------------	-----------------

T
N
S
-TC
C

203-BOARD OF LAW EXAMINERS-Special Trade Unadjusted Goal is 57.2%

FUND TYPE	TOTAL EXPENDITURES	TOTAL SPENT WITH NON-HUBS	TOTAL SPENT WITH **ADJ. HUBS 47.0% AMOUNT/%	TOTAL SPENT WITH *OTHER HUBS 10.2% AMOUNT/%	BLACK	**ADJUSTED HUB GOAL 47.0% HISPANIC	ASIAN PACIFIC	*OTHER HUB GOAL 10.2% NATIVE AMERICAN	WOMAN
-----------	--------------------	---------------------------	---	---	-------	---------------------------------------	---------------	--	-------

T
N
S
-TC
C

203-BOARD OF LAW EXAMINERS-Professional Services Unadjusted Goal is 20.0%

FUND TYPE	TOTAL EXPENDITURES	TOTAL SPENT WITH NON-HUBS	TOTAL SPENT WITH **ADJ. HUBS 16.1% AMOUNT/%	TOTAL SPENT WITH *OTHER HUBS 1.9% AMOUNT/%	BLACK	**ADJUSTED HUB GOAL 16.1% HISPANIC	WOMAN	*OTHER HUB GOAL 1.9% ASIAN PACIFIC	NATIVE AMERICAN
-----------	--------------------	---------------------------	---	--	-------	---------------------------------------	-------	---------------------------------------	-----------------

T
N
S
-TC
C

203-BOARD OF LAW EXAMINERS-Other Services Unadjusted Goal is 33.0%

FUND TYPE	TOTAL EXPENDITURES	TOTAL SPENT WITH NON-HUBS	TOTAL SPENT WITH **ADJ. HUBS 33.0% AMOUNT/%	ASIAN PACIFIC	**ADJUSTED HUB GOAL 33.0% BLACK	HISPANIC	NATIVE AMERICAN	WOMAN
-----------	--------------------	---------------------------	---	---------------	------------------------------------	----------	-----------------	-------

T
N
S
-TC
C

203-BOARD OF LAW EXAMINERS-Commodity Purchasing Unadjusted Goal is 12.6%

FUND TYPE	TOTAL EXPENDITURES	TOTAL SPENT WITH NON-HUBS	TOTAL SPENT WITH **ADJ. HUBS 11.5% AMOUNT/%	TOTAL SPENT WITH *OTHER HUBS 1.1% AMOUNT/%	BLACK	**ADJUSTED HUB GOAL 11.5% HISPANIC	WOMAN	*OTHER HUB GOAL 1.1% ASIAN PACIFIC	NATIVE AMERICAN
-----------	--------------------	---------------------------	---	--	-------	---------------------------------------	-------	---------------------------------------	-----------------

T
N
S
-TC
C

DB = DEBIT (NEGATIVE AMOUNT) * = OTHER HUBS ** = ADJUSTED HUBS *** = DOLLARS REPORTED BUT NOT SHOWN IN THESE COLUMNS. SEE COVER LETTER PARA. 4
T=TREASURY, N=NON-TREASURY, S=SUBCONTRACTOR FUNDS & PROCUREMENT CARD HUB PURCHASES, TC=TERM CONTRACT, C=CONSOLIDATED. SEE PAGE 4 OF HUB REPORT FOR FUND TYPE DESCRIPTION.

204-COURT REPORTER CERTIFICATION BOARD-Heavy Construction Unadjusted Goal is 11.9%

FUND TYPE	TOTAL EXPENDITURES	TOTAL SPENT WITH NON-HUBS AMOUNT/%	TOTAL SPENT WITH **ADJ. HUBS 6.6% AMOUNT/%	TOTAL SPENT WITH *OTHER HUBS 5.3% AMOUNT/%	ASIAN PACIFIC AMOUNT/%	BLACK AMOUNT/%	HISPANIC AMOUNT/%	NATIVE AMERICAN AMOUNT/%	*OTHER HUB GOAL 5.3% WDMAN AMOUNT/%
T									
N									
S									
TC									
C									

204-COURT REPORTER CERTIFICATION BOARD-Building Construction Unadjusted Goal is 26.1%

FUND TYPE	TOTAL EXPENDITURES	TOTAL SPENT WITH NON-HUBS	TOTAL SPENT WITH **ADJ. HUBS 25.1%	TOTAL SPENT WITH *OTHER HUBS 1.0%	BLACK	HISPANIC	WOMAN	ASIAN PACIFIC	NATIVE AMERICAN
T									
N									
S									
TC									
C									

204-COURT REPORTER CERTIFICATION BOARD-Special Trade Unadjusted Goal is 47.2%

FUND TYPE	TOTAL EXPENDITURES	TOTAL SPENT WITH NON-HUBS	TOTAL SPENT WITH **ADJ. HUBS 47.0%	TOTAL SPENT WITH *OTHER HUBS 10.2%	BLACK	HISPANIC	ASIAN PACIFIC	NATIVE AMERICAN	WOMAN
T									
N									
S									
TC									
C									

204-COURT REPORTER CERTIFICATION BOARD-Professional Services Unadjusted Goal is 20.0%

FUND TYPE	TOTAL EXPENDITURES	TOTAL SPENT WITH NON-HUBS	TOTAL SPENT WITH **ADJ. HUBS 18.1%	TOTAL SPENT WITH *OTHER HUBS 1.9%	BLACK	HISPANIC	WOMAN	ASIAN PACIFIC	NATIVE AMERICAN
T									
N									
S									
TC									
C									

204-COURT REPORTER CERTIFICATION BOARD-Other Services Unadjusted Goal is 33.0%

FUND TYPE	TOTAL EXPENDITURES	TOTAL SPENT WITH NON-HUBS	TOTAL SPENT WITH **ADJ. HUBS 33.0%	ASIAN PACIFIC	BLACK	HISPANIC	NATIVE AMERICAN	WOMAN
T	\$7,085	\$2,046/28.8%	\$5,038/71.1%		\$4,895/69.0%	\$144/2.03%		
N								
S								
TC	\$780	\$780/100%						
C	\$6,325	\$1,286/20.3%	\$5,039/79.6%		\$4,895/77.3%	\$144/2.27%		

204-COURT REPORTER CERTIFICATION BOARD-Commodity Purchasing Unadjusted Goal is 12.6%

FUND TYPE	TOTAL EXPENDITURES	TOTAL SPENT WITH NON-HUBS	TOTAL SPENT WITH **ADJ. HUBS 11.5%	TOTAL SPENT WITH *OTHER HUBS 1.1%	BLACK	HISPANIC	WOMAN	ASIAN PACIFIC	NATIVE AMERICAN
T	\$12,324	\$6,212/50.4%	\$5,111/41.4%	\$1,000/8.11%	\$1,834/14.8%		\$3,277/26.5%	\$820/7.46%	\$79/.648%
N									
S									
TC	\$2,991	\$2,991/100%							
C	\$9,333	\$3,221/34.5%	\$5,111/54.7%	\$1,000/10.7%	\$1,834/19.5%		\$3,277/35.1%	\$920/9.86%	\$79/.856%

DB = DEBIT (NEGATIVE AMOUNT) * = OTHER HUBS ** = ADJUSTED HUBS *** = DOLLARS REPORTED BUT NOT SHOWN IN THESE COLUMNS. SEE COVER LETTER PARA. 4
T-TREASURY, N=NON-TREASURY, S=SUBCONTRACTOR FUNDS & PROCUREMENT CARD HUB PURCHASES, TC-TERM CONTRACT, C=CONSOLIDATED. SEE PAGE 4 OF HUB REPORT FOR FUND TYPE DESCRIPTION.

211-COURT OF CRIMINAL APPEALS-Heavy Construction Unadjusted Goal is 11.9%

FUND TYPE	TOTAL EXPENDITURES	TOTAL SPENT WITH NON-HUBS	TOTAL SPENT WITH **ADJ. HUBS 8.9%	TOTAL SPENT WITH *OTHER HUBS 5.3%	ASIAN PACIFIC AMOUNT/%	BLACK AMOUNT/%	HISPANIC AMOUNT/%	NATIVE AMERICAN AMOUNT/%	*OTHER HUB GOAL 5.3% WOMAN AMOUNT/%
T									
N									
S									
-TC									
C									

211-COURT OF CRIMINAL APPEALS-Building Construction Unadjusted Goal is 26.1%

FUND TYPE	TOTAL EXPENDITURES	TOTAL SPENT WITH NON-HUBS	TOTAL SPENT WITH **ADJ. HUBS 25.1%	TOTAL SPENT WITH *OTHER HUBS 1.0%	BLACK	HISPANIC	WOMAN	*OTHER HUB GOAL 1.0% ASIAN PACIFIC NATIVE AMERICAN
T								
N								
S								
-TC								
C								

211-COURT OF CRIMINAL APPEALS-Special Trade Unadjusted Goal is 57.2%

FUND TYPE	TOTAL EXPENDITURES	TOTAL SPENT WITH NON-HUBS	TOTAL SPENT WITH **ADJ. HUBS 47.0%	TOTAL SPENT WITH *OTHER HUBS 10.2%	BLACK	HISPANIC	WOMAN	*OTHER HUB GOAL 10.2% ASIAN PACIFIC NATIVE AMERICAN
T								
N								
S								
-TC								
C								

211-COURT OF CRIMINAL APPEALS-Professional Services Unadjusted Goal is 20.0%

FUND TYPE	TOTAL EXPENDITURES	TOTAL SPENT WITH NON-HUBS	TOTAL SPENT WITH **ADJ. HUBS 18.1%	TOTAL SPENT WITH *OTHER HUBS 1.9%	BLACK	HISPANIC	WOMAN	*OTHER HUB GOAL 1.9% ASIAN PACIFIC NATIVE AMERICAN
T								
N								
S								
-TC								
C								

211-COURT OF CRIMINAL APPEALS-Other Services Unadjusted Goal is 33.0%

FUND TYPE	TOTAL EXPENDITURES	TOTAL SPENT WITH NON-HUBS	TOTAL SPENT WITH **ADJ. HUBS 33.0%	TOTAL SPENT WITH *OTHER HUBS 1.03%	ASIAN PACIFIC	BLACK	HISPANIC	NATIVE AMERICAN	WOMAN
T	\$967,005	\$956,998/98.9%	\$10,007/1.03%						\$10,007/1.03%
N									
S									
-TC									
C	\$967,005	\$956,998/98.9%	\$10,007/1.03%						\$10,007/1.03%

211-COURT OF CRIMINAL APPEALS-Commodity Purchasing Unadjusted Goal is 12.8%

FUND TYPE	TOTAL EXPENDITURES	TOTAL SPENT WITH NON-HUBS	TOTAL SPENT WITH **ADJ. HUBS 11.5%	TOTAL SPENT WITH *OTHER HUBS 1.1%	BLACK	HISPANIC	WOMAN	*OTHER HUB GOAL 1.1% ASIAN PACIFIC NATIVE AMERICAN
T	\$117,414	\$76,018/64.7%	\$39,865/33.9%	\$1,530/1.30%	\$12,274/10.4%	\$1,680/1.42%	\$25,910/22.0%	\$1,530/1.30%
N								
S								
-TC	\$36,119	\$36,119/100%						
C	\$81,295	\$39,899/49.0%	\$39,865/49.0%	\$1,530/1.88%	\$12,274/15.0%	\$1,680/2.06%	\$25,910/31.6%	\$1,530/1.86%

DB = DEBIT (NEGATIVE AMOUNT) * = OTHER HUBS ** = ADJUSTED HUBS *** = DOLLARS REPORTED BUT NOT SHOWN IN THESE COLUMNS. SEE COVER LETTER PARA. 4
T-TREASURY, N-NON-TREASURY, S-SUBCONTRACTOR FUNDS & PROCUREMENT CARD HUB PURCHASES, TC-TERM CONTRACT, C-CONSOLIDATED. SEE PAGE 4 OF HUB REPORT FOR FUND TYPE DESCRIPTION.

212-OFFICE OF COURT ADMINISTRATION-Heavy Construction Unadjusted Goal is 11.9%

FUND TYPE	TOTAL EXPENDITURES	TOTAL SPENT WITH NON-HUBS AMOUNT/%	TOTAL SPENT WITH **ADJ. HUBS 6.6% AMOUNT/%	TOTAL SPENT WITH *OTHER HUBS 5.3% AMOUNT/%	ASIAN PACIFIC AMOUNT/%	**ADJUSTED HUB GOAL 6.6% BLACK AMOUNT/%	HISPANIC AMOUNT/%	NATIVE AMERICAN AMOUNT/%	*OTHER HUB GOAL 5.3% WOMAN AMOUNT/%
-----------	--------------------	------------------------------------	--	--	------------------------	---	-------------------	--------------------------	-------------------------------------

T
N
S
-TC
C

212-OFFICE OF COURT ADMINISTRATION-Building Construction Unadjusted Goal is 26.1%

FUND TYPE	TOTAL EXPENDITURES	TOTAL SPENT WITH NON-HUBS	TOTAL SPENT WITH **ADJ. HUBS 25.1%	TOTAL SPENT WITH *OTHER HUBS 1.0%	BLACK	**ADJUSTED HUB GOAL 25.1% HISPANIC	WOMAN	*OTHER HUB GOAL 1.0% ASIAN PACIFIC	NATIVE AMERICAN
-----------	--------------------	---------------------------	------------------------------------	-----------------------------------	-------	------------------------------------	-------	------------------------------------	-----------------

T
N
S
-TC
C

212-OFFICE OF COURT ADMINISTRATION-Special Trade Unadjusted Goal is 57.2%

FUND TYPE	TOTAL EXPENDITURES	TOTAL SPENT WITH NON-HUBS	TOTAL SPENT WITH **ADJ. HUBS 47.0%	TOTAL SPENT WITH *OTHER HUBS 10.2%	BLACK	**ADJUSTED HUB GOAL 47.0% HISPANIC	ASIAN PACIFIC	NATIVE AMERICAN	WOMAN
-----------	--------------------	---------------------------	------------------------------------	------------------------------------	-------	------------------------------------	---------------	-----------------	-------

T
N
S
-TC
C

212-OFFICE OF COURT ADMINISTRATION-Professional Services Unadjusted Goal is 20.0%

FUND TYPE	TOTAL EXPENDITURES	TOTAL SPENT WITH NON-HUBS	TOTAL SPENT WITH **ADJ. HUBS 18.1%	TOTAL SPENT WITH *OTHER HUBS 1.9%	BLACK	**ADJUSTED HUB GOAL 18.1% HISPANIC	WOMAN	*OTHER HUB GOAL 1.9% ASIAN PACIFIC	NATIVE AMERICAN
-----------	--------------------	---------------------------	------------------------------------	-----------------------------------	-------	------------------------------------	-------	------------------------------------	-----------------

T
N
S
-TC
C

212-OFFICE OF COURT ADMINISTRATION-Other Services Unadjusted Goal is 33.0%

FUND TYPE	TOTAL EXPENDITURES	TOTAL SPENT WITH NON-HUBS	TOTAL SPENT WITH **ADJ. HUBS 33.0%	TOTAL SPENT WITH *OTHER HUBS 1.1%	ASIAN PACIFIC	BLACK	**ADJUSTED HUB GOAL 33.0% HISPANIC	NATIVE AMERICAN	WOMAN
-----------	--------------------	---------------------------	------------------------------------	-----------------------------------	---------------	-------	------------------------------------	-----------------	-------

T
N
S
-TC
C

212-OFFICE OF COURT ADMINISTRATION-Commodity Purchasing Unadjusted Goal is 12.5%

FUND TYPE	TOTAL EXPENDITURES	TOTAL SPENT WITH NON-HUBS	TOTAL SPENT WITH **ADJ. HUBS 11.5%	TOTAL SPENT WITH *OTHER HUBS 1.1%	BLACK	**ADJUSTED HUB GOAL 11.5% HISPANIC	WOMAN	*OTHER HUB GOAL 1.1% ASIAN PACIFIC	NATIVE AMERICAN
-----------	--------------------	---------------------------	------------------------------------	-----------------------------------	-------	------------------------------------	-------	------------------------------------	-----------------

T
N
S
-TC
C

DB = DEBIT (NEGATIVE AMOUNT) * = OTHER HUBS ** = ADJUSTED HUBS *** = DOLLARS REPORTED BUT NOT SHOWN IN THESE COLUMNS. SEE COVER LETTER PARA. 4
T-TREASURY, N-NON-TREASURY, S-SUBCONTRACTOR FUNDS & PROCUREMENT CARD HUB PURCHASES, TC-TERM CONTRACT, C-CONSOLIDATED. SEE PAGE 4 OF HUB REPORT FOR FUND TYPE DESCRIPTION.

213-STATE PROSECUTING ATTORNEY-Heavy Construction Unadjusted Goal is 11.8%

FUND TYPE	TOTAL EXPENDITURES	TOTAL SPENT WITH NON-HUBS AMOUNT/%	TOTAL SPENT WITH **ADJ. HUBS 8.0% AMOUNT/%	TOTAL SPENT WITH *OTHER HUBS 5.3% AMOUNT/%	ASIAN PACIFIC AMOUNT/%	**ADJUSTED HUB GOAL 8.6% BLACK AMOUNT/%	HISPANIC AMOUNT/%	NATIVE AMERICAN AMOUNT/%	*OTHER HUB GOAL 5.3% WOMAN AMOUNT/%
-----------	--------------------	------------------------------------	--	--	------------------------	--	-------------------	--------------------------	--

T
N
S
-TC
C

213-STATE PROSECUTING ATTORNEY-Building Construction Unadjusted Goal is 26.1%

FUND TYPE	TOTAL EXPENDITURES	TOTAL SPENT WITH NON-HUBS	TOTAL SPENT WITH **ADJ. HUBS 25.1%	TOTAL SPENT WITH *OTHER HUBS 1.0%	BLACK	**ADJUSTED HUB GOAL 25.1% HISPANIC	WOMAN	*OTHER HUB GOAL 1.0% ASIAN PACIFIC	NATIVE AMERICAN
-----------	--------------------	---------------------------	------------------------------------	-----------------------------------	-------	---------------------------------------	-------	---------------------------------------	-----------------

T
N
S
-TC
C

213-STATE PROSECUTING ATTORNEY-Special Trade Unadjusted Goal is 57.2%

FUND TYPE	TOTAL EXPENDITURES	TOTAL SPENT WITH NON-HUBS	TOTAL SPENT WITH **ADJ. HUBS 47.0%	TOTAL SPENT WITH *OTHER HUBS 10.2%	BLACK	**ADJUSTED HUB GOAL 47.0% HISPANIC	ASIAN PACIFIC	*OTHER HUB GOAL 10.2% NATIVE AMERICAN	WOMAN
-----------	--------------------	---------------------------	------------------------------------	------------------------------------	-------	---------------------------------------	---------------	--	-------

T
N
S
-TC
C

213-STATE PROSECUTING ATTORNEY-Professional Services Unadjusted Goal is 20.0%

FUND TYPE	TOTAL EXPENDITURES	TOTAL SPENT WITH NON-HUBS	TOTAL SPENT WITH **ADJ. HUBS 18.1%	TOTAL SPENT WITH *OTHER HUBS 1.9%	BLACK	**ADJUSTED HUB GOAL 18.1% HISPANIC	WOMAN	*OTHER HUB GOAL 1.9% ASIAN PACIFIC	NATIVE AMERICAN
-----------	--------------------	---------------------------	------------------------------------	-----------------------------------	-------	---------------------------------------	-------	---------------------------------------	-----------------

T
N
S
-TC
C

213-STATE PROSECUTING ATTORNEY-Other Services Unadjusted Goal is 33.0%

FUND TYPE	TOTAL EXPENDITURES	TOTAL SPENT WITH NON-HUBS	TOTAL SPENT WITH **ADJ. HUBS 33.0%	ASIAN PACIFIC	**ADJUSTED HUB GOAL 33.0% BLACK	HISPANIC	NATIVE AMERICAN	WOMAN
-----------	--------------------	---------------------------	------------------------------------	---------------	------------------------------------	----------	-----------------	-------

T
N
S
-TC
C

213-STATE PROSECUTING ATTORNEY-Commodity Purchasing Unadjusted Goal is 12.6%

FUND TYPE	TOTAL EXPENDITURES	TOTAL SPENT WITH NON-HUBS	TOTAL SPENT WITH **ADJ. HUBS 11.6%	TOTAL SPENT WITH *OTHER HUBS 1.1%	BLACK	**ADJUSTED HUB GOAL 11.6% HISPANIC	WOMAN	*OTHER HUB GOAL 1.1% ASIAN PACIFIC	NATIVE AMERICAN
-----------	--------------------	---------------------------	------------------------------------	-----------------------------------	-------	---------------------------------------	-------	---------------------------------------	-----------------

T
N
S
-TC
C

DB = DEBIT (NEGATIVE AMOUNT) * = OTHER HUBS ** = ADJUSTED HUBS *** = DOLLARS REPORTED BUT NOT SHOWN IN THESE COLUMNS. SEE COVER LETTER PARA. 4
T-TREASURY, N-NON-TREASURY, S-SUBCONTRACTOR FUNDS & PROCUREMENT CARD HUB PURCHASES, TC-TERM CONTRACT, C-CONSOLIDATED. SEE PAGE 4 OF HUB REPORT FOR FUND TYPE DESCRIPTION.

221-1ST COURT OF APPEALS-Heavy Construction Unadjusted Goal is 11.9%

FUND TYPE	TOTAL EXPENDITURES	TOTAL SPENT WITH NON-HUBS AMOUNT/%	TOTAL SPENT WITH **ADJ. HUBS 6.6% AMOUNT/%	TOTAL SPENT WITH *OTHER HUBS 5.3% AMOUNT/%	ASIAN PACIFIC AMOUNT/%	**ADJUSTED HUB GOAL 6.6% BLACK AMOUNT/%	HISPANIC AMOUNT/%	NATIVE AMERICAN AMOUNT/%	*OTHER HUB GOAL 5.3% WOMAN AMOUNT/%
-----------	--------------------	------------------------------------	--	--	------------------------	--	-------------------	--------------------------	--

T
N
S
-TC
C

221-1ST COURT OF APPEALS-Building Construction Unadjusted Goal is 26.1%

FUND TYPE	TOTAL EXPENDITURES	TOTAL SPENT WITH NON-HUBS	TOTAL SPENT WITH **ADJ. HUBS 25.1%	TOTAL SPENT WITH *OTHER HUBS 1.0%	BLACK	**ADJUSTED HUB GOAL 25.1% HISPANIC	WOMAN	*OTHER HUB GOAL 1.0% ASIAN PACIFIC	NATIVE AMERICAN
-----------	--------------------	---------------------------	------------------------------------	-----------------------------------	-------	---------------------------------------	-------	---------------------------------------	-----------------

T
N
S
-TC
C

221-1ST COURT OF APPEALS-Special Trade Unadjusted Goal is 57.2%

FUND TYPE	TOTAL EXPENDITURES	TOTAL SPENT WITH NON-HUBS	TOTAL SPENT WITH **ADJ. HUBS 47.0%	TOTAL SPENT WITH *OTHER HUBS 10.2%	BLACK	**ADJUSTED HUB GOAL 47.0% HISPANIC	ASIAN PACIFIC	NATIVE AMERICAN	WOMAN
-----------	--------------------	---------------------------	------------------------------------	------------------------------------	-------	---------------------------------------	---------------	-----------------	-------

T
N
S
-TC
C

221-1ST COURT OF APPEALS-Professional Services Unadjusted Goal is 20.0%

FUND TYPE	TOTAL EXPENDITURES	TOTAL SPENT WITH NON-HUBS	TOTAL SPENT WITH **ADJ. HUBS 18.1%	TOTAL SPENT WITH *OTHER HUBS 1.9%	BLACK	**ADJUSTED HUB GOAL 18.1% HISPANIC	WOMAN	*OTHER HUB GOAL 1.9% ASIAN PACIFIC	NATIVE AMERICAN
-----------	--------------------	---------------------------	------------------------------------	-----------------------------------	-------	---------------------------------------	-------	---------------------------------------	-----------------

T
N
S
-TC
C

221-1ST COURT OF APPEALS-Other Services Unadjusted Goal is 33.0%

FUND TYPE	TOTAL EXPENDITURES	TOTAL SPENT WITH NON-HUBS	TOTAL SPENT WITH **ADJ. HUBS 33.0%	ASIAN PACIFIC	BLACK	**ADJUSTED HUB GOAL 33.0% HISPANIC	NATIVE AMERICAN	WOMAN
-----------	--------------------	---------------------------	------------------------------------	---------------	-------	---------------------------------------	-----------------	-------

T
N
S
-TC
C

221-1ST COURT OF APPEALS-Commodity Purchasing Unadjusted Goal is 12.6%

FUND TYPE	TOTAL EXPENDITURES	TOTAL SPENT WITH NON-HUBS	TOTAL SPENT WITH **ADJ. HUBS 11.5%	TOTAL SPENT WITH *OTHER HUBS 1.1%	BLACK	**ADJUSTED HUB GOAL 11.5% HISPANIC	WOMAN	*OTHER HUB GOAL 1.1% ASIAN PACIFIC	NATIVE AMERICAN
-----------	--------------------	---------------------------	------------------------------------	-----------------------------------	-------	---------------------------------------	-------	---------------------------------------	-----------------

T
N
S
-TC
C

OB = DEBIT (NEGATIVE AMOUNT) * = OTHER HUBS ** = ADJUSTED HUBS *** = DOLLARS REPORTED BUT NOT SHOWN IN THESE COLUMNS. SEE COVER LETTER PARA. 4
T=TREASURY, N=NON-TREASURY, S=SUBCONTRACTOR FUNDS & PROCUREMENT CARD HUB PURCHASES, IC=TERM CONTRACT, C=CONSOLIDATED. SEE PAGE 4 OF HUB REPORT FOR FUND TYPE DESCRIPTION.

222-2ND COURT OF APPEALS-Heavy Construction Unadjusted Goal is 11.9%

FUND TYPE	TOTAL EXPENDITURES	TOTAL SPENT WITH NON-HUBS AMOUNT/%	TOTAL SPENT WITH **ADJ. HUBS 6.6% AMOUNT/%	TOTAL SPENT WITH *OTHER HUBS 5.3% AMOUNT/%	ASIAN PACIFIC AMOUNT/%	BLACK AMOUNT/%	HISPANIC AMOUNT/%	NATIVE AMERICAN AMOUNT/%	*OTHER HUB GOAL 5.3% WOMAN AMOUNT/%
-----------	--------------------	------------------------------------	--	--	------------------------	----------------	-------------------	--------------------------	-------------------------------------

T
N
S
-TC

C

222-2ND COURT OF APPEALS-Building Construction Unadjusted Goal is 26.1%

FUND TYPE	TOTAL EXPENDITURES	TOTAL SPENT WITH NON-HUBS	TOTAL SPENT WITH **ADJ. HUBS 25.1%	TOTAL SPENT WITH *OTHER HUBS 1.0%	BLACK	HISPANIC	WOMAN	*OTHER HUB GOAL 1.0% ASIAN PACIFIC NATIVE AMERICAN
-----------	--------------------	---------------------------	------------------------------------	-----------------------------------	-------	----------	-------	--

T
N
S
-TC

C

222-2ND COURT OF APPEALS-Special Trade Unadjusted Goal is 57.2%

FUND TYPE	TOTAL EXPENDITURES	TOTAL SPENT WITH NON-HUBS	TOTAL SPENT WITH **ADJ. HUBS 47.0%	TOTAL SPENT WITH *OTHER HUBS 10.2%	BLACK	HISPANIC	ASIAN PACIFIC	NATIVE AMERICAN	WOMAN
-----------	--------------------	---------------------------	------------------------------------	------------------------------------	-------	----------	---------------	-----------------	-------

T
N
S
-TC

C

222-2ND COURT OF APPEALS-Professional Services Unadjusted Goal is 20.0%

FUND TYPE	TOTAL EXPENDITURES	TOTAL SPENT WITH NON-HUBS	TOTAL SPENT WITH **ADJ. HUBS 18.1%	TOTAL SPENT WITH *OTHER HUBS 1.9%	BLACK	HISPANIC	WOMAN	*OTHER HUB GOAL 1.9% ASIAN PACIFIC NATIVE AMERICAN
-----------	--------------------	---------------------------	------------------------------------	-----------------------------------	-------	----------	-------	--

T
N
S
-TC

C

222-2ND COURT OF APPEALS-Other Services Unadjusted Goal is 33.0%

FUND TYPE	TOTAL EXPENDITURES	TOTAL SPENT WITH NON-HUBS	TOTAL SPENT WITH **ADJ. HUBS 33.0%	ASIAN PACIFIC	BLACK	HISPANIC	NATIVE AMERICAN	WOMAN
-----------	--------------------	---------------------------	------------------------------------	---------------	-------	----------	-----------------	-------

T
N
S
-TC

C

222-2ND COURT OF APPEALS-Commodity Purchasing Unadjusted Goal is 12.6%

FUND TYPE	TOTAL EXPENDITURES	TOTAL SPENT WITH NON-HUBS	TOTAL SPENT WITH **ADJ. HUBS 11.5%	TOTAL SPENT WITH *OTHER HUBS 1.1%	BLACK	HISPANIC	WOMAN	*OTHER HUB GOAL 1.1% ASIAN PACIFIC NATIVE AMERICAN
-----------	--------------------	---------------------------	------------------------------------	-----------------------------------	-------	----------	-------	--

T
N
S
-TC

C

DB = DEBIT (NEGATIVE AMOUNT) * = OTHER HUBS ** = ADJUSTED HUBS *** = DOLLARS REPORTED BUT NOT SHOWN IN THESE COLUMNS. SEE COVER LETTER PARA. 4
T-TREASURY, N-NON-TREASURY, S-SUBCONTRACTOR FUNDS & PROCUREMENT CARD HUB PURCHASES, TC-TERM CONTRACT, C-CONSOLIDATED. SEE PAGE 4 OF HUB REPORT FOR FUND TYPE DESCRIPTION.

223-3RD COURT OF APPEALS-Heavy Construction Unadjusted Goal is 11.9%

FUND TYPE	TOTAL EXPENDITURES	TOTAL SPENT WITH NON-HUBS AMOUNT/%	TOTAL SPENT WITH **ADJ. HUBS 6.6% AMOUNT/%	TOTAL SPENT WITH *OTHER HUBS 5.3% AMOUNT/%	ASIAN PACIFIC AMOUNT/%	**ADJUSTED HUB GOAL 6.6% BLACK AMOUNT/%	HISPANIC AMOUNT/%	NATIVE AMERICAN AMOUNT/%	*OTHER HUB GOAL 5.3% WOMAN AMOUNT/%
-----------	--------------------	------------------------------------	--	--	------------------------	--	-------------------	--------------------------	--

T
N
S
-TC

C

223-3RD COURT OF APPEALS-Building Construction Unadjusted Goal is 26.1%

FUND TYPE	TOTAL EXPENDITURES	TOTAL SPENT WITH NON-HUBS	TOTAL SPENT WITH **ADJ. HUBS 25.1%	TOTAL SPENT WITH *OTHER HUBS 1.0%	BLACK	HISPANIC	WOMAN	*OTHER HUB GOAL 1.0% ASIAN PACIFIC	NATIVE AMERICAN
-----------	--------------------	---------------------------	------------------------------------	-----------------------------------	-------	----------	-------	---------------------------------------	-----------------

T
N
S
-TC

C

223-3RD COURT OF APPEALS-Special Trade Unadjusted Goal is 57.2%

FUND TYPE	TOTAL EXPENDITURES	TOTAL SPENT WITH NON-HUBS	TOTAL SPENT WITH **ADJ. HUBS 47.0%	TOTAL SPENT WITH *OTHER HUBS 10.2%	BLACK	HISPANIC	ASIAN PACIFIC	NATIVE AMERICAN	WOMAN
-----------	--------------------	---------------------------	------------------------------------	------------------------------------	-------	----------	---------------	-----------------	-------

T
N
S
-TC

C

223-3RD COURT OF APPEALS-Professional Services Unadjusted Goal is 20.0%

FUND TYPE	TOTAL EXPENDITURES	TOTAL SPENT WITH NON-HUBS	TOTAL SPENT WITH **ADJ. HUBS 16.1%	TOTAL SPENT WITH *OTHER HUBS 1.9%	BLACK	HISPANIC	WOMAN	*OTHER HUB GOAL 1.9% ASIAN PACIFIC	NATIVE AMERICAN
-----------	--------------------	---------------------------	------------------------------------	-----------------------------------	-------	----------	-------	---------------------------------------	-----------------

T
N
S
-TC

C

223-3RD COURT OF APPEALS-Other Services Unadjusted Goal is 33.0%

FUND TYPE	TOTAL EXPENDITURES	TOTAL SPENT WITH NON-HUBS	TOTAL SPENT WITH **ADJ. HUBS 33.0%	ASIAN PACIFIC	BLACK	HISPANIC	NATIVE AMERICAN	WOMAN
-----------	--------------------	---------------------------	------------------------------------	---------------	-------	----------	-----------------	-------

T
N
S
-TC

C

223-3RD COURT OF APPEALS-Commodity Purchasing Unadjusted Goal is 12.6%

FUND TYPE	TOTAL EXPENDITURES	TOTAL SPENT WITH NON-HUBS	TOTAL SPENT WITH **ADJ. HUBS 11.5%	TOTAL SPENT WITH *OTHER HUBS 1.1%	BLACK	HISPANIC	WOMAN	*OTHER HUB GOAL 1.1% ASIAN PACIFIC	NATIVE AMERICAN
-----------	--------------------	---------------------------	------------------------------------	-----------------------------------	-------	----------	-------	---------------------------------------	-----------------

T
N
S
-TC

C

DB = DEBIT (NEGATIVE AMOUNT) * = OTHER HUBS ** = ADJUSTED HUBS *** = DOLLARS REPORTED BUT NOT SHOWN IN THESE COLUMNS. SEE COVER LETTER PARA. 4
T=TREASURY, N=NON-TREASURY, S=SUBCONTRACTOR FUNDS & PROCUREMENT CARD HUB PURCHASES, TC=TERM CONTRACT, C=CONSOLIDATED. SEE PAGE 4 OF HUB REPORT FOR FUND TYPE DESCRIPTION.

224-4TH COURT OF APPEALS-Heavy Construction Unadjusted Goal is 11.9%

FUND TYPE	TOTAL EXPENDITURES	TOTAL SPENT WITH NON-HUBS AMOUNT/%	TOTAL SPENT WITH **ADJ. HUBS 6.6% AMOUNT/%	TOTAL SPENT WITH *OTHER HUBS 5.3% AMOUNT/%	ASIAN PACIFIC AMOUNT/%	BLACK AMOUNT/%	HISPANIC AMOUNT/%	NATIVE AMERICAN AMOUNT/%	*OTHER HUB GOAL 5.3% WOMAN AMOUNT/%
T									
N									
S									
-TC									
C									

224-4TH COURT OF APPEALS-Building Construction Unadjusted Goal is 26.1%

FUND TYPE	TOTAL EXPENDITURES	TOTAL SPENT WITH NON-HUBS	TOTAL SPENT WITH **ADJ. HUBS 25.1% AMOUNT/%	TOTAL SPENT WITH *OTHER HUBS 1.0% AMOUNT/%	BLACK AMOUNT/%	HISPANIC AMOUNT/%	WOMAN AMOUNT/%	*OTHER HUB GOAL 1.0% ASIAN PACIFIC AMOUNT/%	NATIVE AMERICAN AMOUNT/%
T									
N									
S									
-TC									
C									

224-4TH COURT OF APPEALS-Special Trade Unadjusted Goal is 57.2%

FUND TYPE	TOTAL EXPENDITURES	TOTAL SPENT WITH NON-HUBS	TOTAL SPENT WITH **ADJ. HUBS 47.0% AMOUNT/%	TOTAL SPENT WITH *OTHER HUBS 10.2% AMOUNT/%	BLACK AMOUNT/%	HISPANIC AMOUNT/%	ASIAN PACIFIC AMOUNT/%	NATIVE AMERICAN AMOUNT/%	WOMAN AMOUNT/%
T									
N									
S									
-TC									
C									

224-4TH COURT OF APPEALS-Professional Services Unadjusted Goal is 20.0%

FUND TYPE	TOTAL EXPENDITURES	TOTAL SPENT WITH NON-HUBS	TOTAL SPENT WITH **ADJ. HUBS 18.1% AMOUNT/%	TOTAL SPENT WITH *OTHER HUBS 1.9% AMOUNT/%	BLACK AMOUNT/%	HISPANIC AMOUNT/%	WOMAN AMOUNT/%	*OTHER HUB GOAL 1.9% ASIAN PACIFIC AMOUNT/%	NATIVE AMERICAN AMOUNT/%
T									
N									
S									
-TC									
C									

224-4TH COURT OF APPEALS-Other Services Unadjusted Goal is 33.0%

FUND TYPE	TOTAL EXPENDITURES	TOTAL SPENT WITH NON-HUBS	TOTAL SPENT WITH **ADJ. HUBS 33.0% AMOUNT/%	ASIAN PACIFIC AMOUNT/%	BLACK AMOUNT/%	HISPANIC AMOUNT/%	NATIVE AMERICAN AMOUNT/%	WOMAN AMOUNT/%
T	\$62,923	\$62,122/98.7%	\$801/1.27%					\$801/1.27%
N								
S								
-TC								
C	\$62,923	\$62,122/98.7%	\$801/1.27%					\$801/1.27%

224-4TH COURT OF APPEALS-Commodity Purchasing Unadjusted Goal is 12.6%

FUND TYPE	TOTAL EXPENDITURES	TOTAL SPENT WITH NON-HUBS	TOTAL SPENT WITH **ADJ. HUBS 11.8% AMOUNT/%	TOTAL SPENT WITH *OTHER HUBS 1.1% AMOUNT/%	BLACK AMOUNT/%	HISPANIC AMOUNT/%	WOMAN AMOUNT/%	*OTHER HUB GOAL 1.1% ASIAN PACIFIC AMOUNT/%	NATIVE AMERICAN AMOUNT/%
T	\$32,817	\$15,507/47.5%	\$12,579/38.5%	\$4,531/13.8%	\$3,503/10.7%	\$7,386/22.6%	\$1,680/5.15%	\$4,531/13.8%	
N									
S									
-TC									
C	\$32,817	\$15,507/47.5%	\$12,579/38.5%	\$4,531/13.8%	\$3,503/10.7%	\$7,386/22.6%	\$1,680/5.15%	\$4,531/13.8%	

DB = DEBIT (NEGATIVE AMOUNT) * = OTHER HUBS ** = ADJUSTED HUBS *** = DOLLARS REPORTED BUT NOT SHOWN IN THESE COLUMNS. SEE COVER LETTER PARA. 4
T=TREASURY, N=NON-TREASURY, S=SUBCONTRACTOR FUNDS & PROCUREMENT CARD HUB PURCHASES, TC=TERM CONTRACT, C=CONSOLIDATED. SEE PAGE 4 OF HUB REPORT FOR FUND TYPE DESCRIPTION.

225-5TH COURT OF APPEALS-Heavy Construction Unadjusted Goal is 11.9%

FUND TYPE	TOTAL EXPENDITURES	TOTAL SPENT WITH NON-HUBS AMOUNT/%	TOTAL SPENT WITH **ADJ. HUBS 6.6% AMOUNT/%	TOTAL SPENT WITH *OTHER HUBS 5.3% AMOUNT/%	ASIAN PACIFIC AMOUNT/%	**ADJUSTED HUB GOAL 6.6% BLACK AMOUNT/%	HISPANIC AMOUNT/%	NATIVE AMERICAN AMOUNT/%	*OTHER HUB GOAL 5.3% WOMAN AMOUNT/%
T									
N									
S									
TC									
C									

225-5TH COURT OF APPEALS-Building Construction Unadjusted Goal is 26.1%

FUND TYPE	TOTAL EXPENDITURES	TOTAL SPENT WITH NON-HUBS	TOTAL SPENT WITH **ADJ. HUBS 25.1%	TOTAL SPENT WITH *OTHER HUBS 1.0%	BLACK	**ADJUSTED HUB GOAL 25.1% HISPANIC	WOMAN	*OTHER HUB GOAL 1.0% ASIAN PACIFIC	NATIVE AMERICAN
T									
N									
S									
TC									
C									

225-5TH COURT OF APPEALS-Special Trade Unadjusted Goal is 57.2%

FUND TYPE	TOTAL EXPENDITURES	TOTAL SPENT WITH NON-HUBS	TOTAL SPENT WITH **ADJ. HUBS 47.0%	TOTAL SPENT WITH *OTHER HUBS 10.2%	BLACK	**ADJUSTED HUB GOAL 47.0% HISPANIC	ASIAN PACIFIC	*OTHER HUB GOAL 10.2% NATIVE AMERICAN	WOMAN
T									
N									
S									
TC									
C									

225-5TH COURT OF APPEALS-Professional Services Unadjusted Goal is 20.0%

FUND TYPE	TOTAL EXPENDITURES	TOTAL SPENT WITH NON-HUBS	TOTAL SPENT WITH **ADJ. HUBS 18.1%	TOTAL SPENT WITH *OTHER HUBS 1.9%	BLACK	**ADJUSTED HUB GOAL 18.1% HISPANIC	WOMAN	*OTHER HUB GOAL 1.9% ASIAN PACIFIC	NATIVE AMERICAN
T									
N									
S									
TC									
C									

225-5TH COURT OF APPEALS-Other Services Unadjusted Goal is 33.0%

FUND TYPE	TOTAL EXPENDITURES	TOTAL SPENT WITH NON-HUBS	TOTAL SPENT WITH **ADJ. HUBS 33.0%	ASIAN PACIFIC	BLACK	**ADJUSTED HUB GOAL 33.0% HISPANIC	NATIVE AMERICAN	WOMAN
T	\$65,156	\$65,156/100 %						
N								
S								
TC								
C	\$65,156	\$65,156/100 %						

225-5TH COURT OF APPEALS-Commodity Purchasing Unadjusted Goal is 12.6%

FUND TYPE	TOTAL EXPENDITURES	TOTAL SPENT WITH NON-HUBS	TOTAL SPENT WITH **ADJ. HUBS 11.5%	TOTAL SPENT WITH *OTHER HUBS 1.1%	BLACK	**ADJUSTED HUB GOAL 11.6% HISPANIC	WOMAN	*OTHER HUB GOAL 1.1% ASIAN PACIFIC	NATIVE AMERICAN
T	\$69,901	\$49,906/71.3%		\$19,995/28.6%					
N									
S									
TC	\$1,041	\$1,041/100 %							
C	\$68,059	\$48,064/70.6%		\$19,995/29.3%				\$19,995/29.3%	

DB = DEBIT (NEGATIVE AMOUNT) * = OTHER HUBS ** = ADJUSTED HUBS *** = DOLLARS REPORTED BUT NOT SHOWN IN THESE COLUMNS. SEE COVER LETTER PARA. 4
7-TREASURY, N=NON-TREASURY, S-SUBCONTRACTOR FUNDS & PROCUREMENT CARD HUB PURCHASES, TC-TERM CONTRACT, C=CONSOLIDATED. SEE PAGE 4 OF HUB REPORT FOR FUND TYPE DESCRIPTION.

FUND TYPE	TOTAL EXPENDITURES	TOTAL SPENT WITH NON-HUBS AMOUNT/%	226-6TH COURT OF APPEALS-Heavy Construction Unadjusted Goal is 11.9%		**ADJUSTED HUB GOAL 6.6%				*OTHER HUB GOAL 5.3% WOMAN AMOUNT/%
			TOTAL SPENT WITH **ADJ. HUBS 6.6% AMOUNT/%	TOTAL SPENT WITH *OTHER HUBS 5.3% AMOUNT/%	ASIAN PACIFIC AMOUNT/%	BLACK AMOUNT/%	HISPANIC AMOUNT/%	NATIVE AMERICAN AMOUNT/%	

T
N
S
-TC
C

FUND TYPE	TOTAL EXPENDITURES	TOTAL SPENT WITH NON-HUBS	226-6TH COURT OF APPEALS-Building Construction Unadjusted Goal is 28.1%		**ADJUSTED HUB GOAL 25.1%			*OTHER HUB GOAL 1.0%	
			TOTAL SPENT WITH **ADJ. HUBS 25.1%	TOTAL SPENT WITH *OTHER HUBS 1.0%	BLACK	HISPANIC	WOMAN	ASIAN PACIFIC	NATIVE AMERICAN

T
N
S
-TC
C

FUND TYPE	TOTAL EXPENDITURES	TOTAL SPENT WITH NON-HUBS	226-6TH COURT OF APPEALS-Special Trade Unadjusted Goal is 57.2%		**ADJUSTED HUB GOAL 47.0%		*OTHER HUB GOAL 10.2%		
			TOTAL SPENT WITH **ADJ. HUBS 47.0%	TOTAL SPENT WITH *OTHER HUBS 10.2%	BLACK	HISPANIC	ASIAN PACIFIC	NATIVE AMERICAN	WOMAN

T
N
S
-TC
C

FUND TYPE	TOTAL EXPENDITURES	TOTAL SPENT WITH NON-HUBS	226-6TH COURT OF APPEALS-Professional Services Unadjusted Goal is 20.0%		**ADJUSTED HUB GOAL 16.1%			*OTHER HUB GOAL 1.8%	
			TOTAL SPENT WITH **ADJ. HUBS 16.1%	TOTAL SPENT WITH *OTHER HUBS 1.8%	BLACK	HISPANIC	WOMAN	ASIAN PACIFIC	NATIVE AMERICAN

T
N
S
-TC
C

FUND TYPE	TOTAL EXPENDITURES	TOTAL SPENT WITH NON-HUBS	226-6TH COURT OF APPEALS-Other Services Unadjusted Goal is 33.0%		**ADJUSTED HUB GOAL 33.0%				
			TOTAL SPENT WITH **ADJ. HUBS 33.0%	ASIAN PACIFIC	BLACK	HISPANIC	NATIVE AMERICAN	WOMAN	

T
N
S
-TC
C

FUND TYPE	TOTAL EXPENDITURES	TOTAL SPENT WITH NON-HUBS	226-6TH COURT OF APPEALS-Commodity Purchasing Unadjusted Goal is 12.6%		**ADJUSTED HUB GOAL 11.5%				*OTHER HUB GOAL 1.1%	
			TOTAL SPENT WITH **ADJ. HUBS 11.5%	TOTAL SPENT WITH *OTHER HUBS 1.1%	BLACK	HISPANIC	WOMAN	ASIAN PACIFIC	NATIVE AMERICAN	

T
N
S
-TC
C

DB = DEBIT (NEGATIVE AMOUNT) * = OTHER HUBS ** = ADJUSTED HUBS *** = DOLLARS REPORTED BUT NOT SHOWN IN THESE COLUMNS. (SEE COVER LETTER PARA. 4
T-TREASURY, N-NON-TREASURY, S-SUBCONTRACTOR FUNDS & PROCUREMENT CARD HUB PURCHASES, TC-TERM CONTRACT, C-CONSOLIDATED. SEE PAGE 4 OF HUB REPORT FOR FUND TYPE DESCRIPTION.

227-7TH COURT OF APPEALS-Heavy Construction Unadjusted Goal is 11.9%

FUND TYPE	TOTAL EXPENDITURES	TOTAL SPENT WITH NON-HUBS AMOUNT/%	TOTAL SPENT WITH **ADJ. HUBS 6.6% AMOUNT/%	TOTAL SPENT WITH *OTHER HUBS 5.3% AMOUNT/%	ASIAN PACIFIC AMOUNT/%	BLACK AMOUNT/%	HISPANIC AMOUNT/%	NATIVE AMERICAN AMOUNT/%	*OTHER HUB GOAL 5.3% WOMAN AMOUNT/%
-----------	--------------------	------------------------------------	--	--	------------------------	----------------	-------------------	--------------------------	-------------------------------------

T
N
S
-TC

C

227-7TH COURT OF APPEALS-Building Construction Unadjusted Goal is 26.1%

FUND TYPE	TOTAL EXPENDITURES	TOTAL SPENT WITH NON-HUBS	TOTAL SPENT WITH **ADJ. HUBS 25.1% AMOUNT/%	TOTAL SPENT WITH *OTHER HUBS 1.0% AMOUNT/%	BLACK	HISPANIC	WOMAN	*OTHER HUB GOAL 1.0% ASIAN PACIFIC NATIVE AMERICAN
-----------	--------------------	---------------------------	---	--	-------	----------	-------	--

T
N
S
-TC

C

227-7TH COURT OF APPEALS-Special Trade Unadjusted Goal is 57.2%

FUND TYPE	TOTAL EXPENDITURES	TOTAL SPENT WITH NON-HUBS	TOTAL SPENT WITH **ADJ. HUBS 47.0% AMOUNT/%	TOTAL SPENT WITH *OTHER HUBS 10.2% AMOUNT/%	BLACK	HISPANIC	ASIAN PACIFIC	NATIVE AMERICAN	WOMAN
-----------	--------------------	---------------------------	---	---	-------	----------	---------------	-----------------	-------

T
N
S
-TC

C

227-7TH COURT OF APPEALS-Professional Services Unadjusted Goal is 20.0%

FUND TYPE	TOTAL EXPENDITURES	TOTAL SPENT WITH NON-HUBS	TOTAL SPENT WITH **ADJ. HUBS 16.1% AMOUNT/%	TOTAL SPENT WITH *OTHER HUBS 1.9% AMOUNT/%	BLACK	HISPANIC	WOMAN	*OTHER HUB GOAL 1.9% ASIAN PACIFIC NATIVE AMERICAN
-----------	--------------------	---------------------------	---	--	-------	----------	-------	--

T
N
S
-TC

C

227-7TH COURT OF APPEALS-Other Services Unadjusted Goal is 33.0%

FUND TYPE	TOTAL EXPENDITURES	TOTAL SPENT WITH NON-HUBS	TOTAL SPENT WITH **ADJ. HUBS 33.0% AMOUNT/%	ASIAN PACIFIC	BLACK	HISPANIC	NATIVE AMERICAN	WOMAN
-----------	--------------------	---------------------------	---	---------------	-------	----------	-----------------	-------

T
N
S
-TC

C

227-7TH COURT OF APPEALS-Commodity Purchasing Unadjusted Goal is 12.6%

FUND TYPE	TOTAL EXPENDITURES	TOTAL SPENT WITH NON-HUBS	TOTAL SPENT WITH **ADJ. HUBS 11.5% AMOUNT/%	TOTAL SPENT WITH *OTHER HUBS 1.1% AMOUNT/%	BLACK	HISPANIC	WOMAN	*OTHER HUB GOAL 1.1% ASIAN PACIFIC NATIVE AMERICAN
-----------	--------------------	---------------------------	---	--	-------	----------	-------	--

T
N
S
-TC

C

DB = DEBIT (NEGATIVE AMOUNT) * = OTHER HUBS ** = ADJUSTED HUBS *** = DOLLARS REPORTED BUT NOT SHOWN IN THESE COLUMNS. SEE COVER LETTER PARA. 4
T: TREASURY, N: NON-TREASURY, S: SUBCONTRACTOR FUNDS & PROCUREMENT CARD HUB PURCHASES, TC: TERM CONTRACT, C: CONSOLIDATED. SEE PAGE 4 OF HUB REPORT FOR FUND TYPE DESCRIPTION.

228-8TH COURT OF APPEALS-Heavy Construction Unadjusted Goal is 11.9%

FUND TYPE	TOTAL EXPENDITURES	TOTAL SPENT WITH NON-HUBS AMOUNT/%	TOTAL SPENT WITH **ADJ. HUBS 6.6% AMOUNT/%	TOTAL SPENT WITH *OTHER HUBS 5.3% AMOUNT/%	ASIAN PACIFIC AMOUNT/%	BLACK AMOUNT/%	HISPANIC AMOUNT/%	NATIVE AMERICAN AMOUNT/%	*OTHER HUB GOAL 5.3% WOMAN AMOUNT/%
T									
N									
S									
-TC									
C									

228-8TH COURT OF APPEALS-Building Construction Unadjusted Goal is 26.1%

FUND TYPE	TOTAL EXPENDITURES	TOTAL SPENT WITH NON-HUBS	TOTAL SPENT WITH **ADJ. HUBS 25.1%	TOTAL SPENT WITH *OTHER HUBS 1.0%	BLACK	HISPANIC	WOMAN	*OTHER HUB GOAL 1.0% ASIAN PACIFIC NATIVE AMERICAN
T								
N								
S								
-TC								
C								

228-8TH COURT OF APPEALS-Special Trade Unadjusted Goal is 57.2%

FUND TYPE	TOTAL EXPENDITURES	TOTAL SPENT WITH NON-HUBS	TOTAL SPENT WITH **ADJ. HUBS 47.0%	TOTAL SPENT WITH *OTHER HUBS 10.2%	BLACK	HISPANIC	ASIAN PACIFIC	NATIVE AMERICAN	WOMAN
T									
N									
S									
-TC									
C									

228-8TH COURT OF APPEALS-Professional Services Unadjusted Goal is 20.0%

FUND TYPE	TOTAL EXPENDITURES	TOTAL SPENT WITH NON-HUBS	TOTAL SPENT WITH **ADJ. HUBS 18.1%	TOTAL SPENT WITH *OTHER HUBS 1.9%	BLACK	HISPANIC	WOMAN	*OTHER HUB GOAL 1.9% ASIAN PACIFIC NATIVE AMERICAN
T								
N								
S								
-TC								
C								

228-8TH COURT OF APPEALS-Other Services Unadjusted Goal is 33.0%

FUND TYPE	TOTAL EXPENDITURES	TOTAL SPENT WITH NON-HUBS	TOTAL SPENT WITH **ADJ. HUBS 33.0%	ASIAN PACIFIC	BLACK	HISPANIC	NATIVE AMERICAN	WOMAN
T	\$11,315	\$8,716/77.0%	\$2,800/22.9%			\$1,850/17.2%		\$650/5.74%
N								
S								
-TC	\$432	\$432/100%						
C	\$10,884	\$8,284/78.1%	\$2,600/23.4%			\$1,850/17.8%		\$650/5.97%

228-8TH COURT OF APPEALS-Commodity Purchasing Unadjusted Goal is 12.6%

FUND TYPE	TOTAL EXPENDITURES	TOTAL SPENT WITH NON-HUBS	TOTAL SPENT WITH **ADJ. HUBS 11.5%	TOTAL SPENT WITH *OTHER HUBS 1.1%	BLACK	HISPANIC	WOMAN	*OTHER HUB GOAL 1.1% ASIAN PACIFIC NATIVE AMERICAN
T	\$37,027	\$22,202/59.9%	\$9,853/26.6%	\$4,971/13.4%		\$251/.678%	\$9,602/25.8%	\$4,971/13.4%
N								
S								
-TC	\$4,477	\$3,288/73.4%	\$1,189/26.5%				\$1,189/26.5%	
C	\$32,549	\$18,914/58.1%	\$8,664/26.6%	\$4,971/15.2%		\$251/.771%	\$8,413/25.8%	\$4,971/15.2%

DB = DEBIT (NEGATIVE AMOUNT) * = OTHER HUBS ** = ADJUSTED HUBS *** = DOLLARS REPORTED BUT NOT SHOWN IN THESE COLUMNS. SEE COVER LETTER PARA. 4
T-TREASURY, N=NON-TREASURY, S=SUBCONTRACTOR FUNDS & PROCUREMENT CARD HUB PURCHASES, TC-TERM CONTRACT, C=CONSOLIDATED. SEE PAGE 4 OF HUB REPORT FOR FUND TYPE DESCRIPTION.

229-9TH COURT OF APPEALS-Heavy Construction Unadjusted Goal is 11.8%

FUND TYPE	TOTAL EXPENDITURES	TOTAL SPENT WITH NON-HUBS AMOUNT/%	TOTAL SPENT WITH **ADJ. HUBS 6.6%	TOTAL SPENT WITH *OTHER HUBS 5.3%	ASIAN PACIFIC AMOUNT/%	**ADJUSTED HUB GOAL 6.6%	BLACK AMOUNT/%	HISPANIC AMOUNT/%	NATIVE AMERICAN AMOUNT/%	*OTHER HUB GOAL 5.3% WOMAN AMOUNT/%
-----------	--------------------	------------------------------------	-----------------------------------	-----------------------------------	------------------------	--------------------------	----------------	-------------------	--------------------------	-------------------------------------

T
N
S
-TC

C

229-9TH COURT OF APPEALS-Building Construction Unadjusted Goal is 25.1%

FUND TYPE	TOTAL EXPENDITURES	TOTAL SPENT WITH NON-HUBS	TOTAL SPENT WITH **ADJ. HUBS 25.1%	TOTAL SPENT WITH *OTHER HUBS 1.0%	BLACK	**ADJUSTED HUB GOAL 25.1%	HISPANIC	WOMAN	*OTHER HUB GOAL 1.0%	ASIAN PACIFIC	NATIVE AMERICAN
-----------	--------------------	---------------------------	------------------------------------	-----------------------------------	-------	---------------------------	----------	-------	----------------------	---------------	-----------------

T
N
S
-TC

C

229-9TH COURT OF APPEALS-Special Trade Unadjusted Goal is 57.2%

FUND TYPE	TOTAL EXPENDITURES	TOTAL SPENT WITH NON-HUBS	TOTAL SPENT WITH **ADJ. HUBS 47.0%	TOTAL SPENT WITH *OTHER HUBS 10.2%	BLACK	**ADJUSTED HUB GOAL 47.0%	HISPANIC	ASIAN PACIFIC	*OTHER HUB GOAL 10.2%	NATIVE AMERICAN	WOMAN
-----------	--------------------	---------------------------	------------------------------------	------------------------------------	-------	---------------------------	----------	---------------	-----------------------	-----------------	-------

T
N
S
-TC

C

229-9TH COURT OF APPEALS-Professional Services Unadjusted Goal is 20.0%

FUND TYPE	TOTAL EXPENDITURES	TOTAL SPENT WITH NON-HUBS	TOTAL SPENT WITH **ADJ. HUBS 18.1%	TOTAL SPENT WITH *OTHER HUBS 1.9%	BLACK	**ADJUSTED HUB GOAL 18.1%	HISPANIC	WOMAN	*OTHER HUB GOAL 1.9%	ASIAN PACIFIC	NATIVE AMERICAN
-----------	--------------------	---------------------------	------------------------------------	-----------------------------------	-------	---------------------------	----------	-------	----------------------	---------------	-----------------

T
N
S
-TC

C

229-9TH COURT OF APPEALS-Other Services Unadjusted Goal is 33.0%

FUND TYPE	TOTAL EXPENDITURES	TOTAL SPENT WITH NON-HUBS	TOTAL SPENT WITH **ADJ. HUBS 33.0%	TOTAL SPENT WITH *OTHER HUBS 1.1%	ASIAN PACIFIC	**ADJUSTED HUB GOAL 33.0%	BLACK	HISPANIC	NATIVE AMERICAN	WOMAN
-----------	--------------------	---------------------------	------------------------------------	-----------------------------------	---------------	---------------------------	-------	----------	-----------------	-------

T
N
S
-TC

C

229-9TH COURT OF APPEALS-Commodity Purchasing Unadjusted Goal is 12.8%

FUND TYPE	TOTAL EXPENDITURES	TOTAL SPENT WITH NON-HUBS	TOTAL SPENT WITH **ADJ. HUBS 11.5%	TOTAL SPENT WITH *OTHER HUBS 1.1%	BLACK	**ADJUSTED HUB GOAL 11.5%	HISPANIC	WOMAN	*OTHER HUB GOAL 1.1%	ASIAN PACIFIC	NATIVE AMERICAN
-----------	--------------------	---------------------------	------------------------------------	-----------------------------------	-------	---------------------------	----------	-------	----------------------	---------------	-----------------

T
N
S
-TC

C

DB = DEBIT (NEGATIVE AMOUNT) * = OTHER HUBS ** = ADJUSTED HUBS *** = DOLLARS REPORTED BUT NOT SHOWN IN THESE COLUMNS. SEE COVER LETTER PARA. 4
T-TREASURY, N-NON-TREASURY, S-SUBCONTRACTOR FUNDS & PROCUREMENT CARD HUB PURCHASES, TC-TERM CONTRACT, C-CONSOLIDATED. SEE PAGE 4 OF HUB REPORT FOR FUND TYPE DESCRIPTION.

230-10TH COURT OF APPEALS-Heavy Construction Unadjusted Goal is 11.9%

FUND TYPE	TOTAL EXPENDITURES	TOTAL SPENT WITH NON-HUBS	TOTAL SPENT WITH **ADJ. HUBS 5.6%	TOTAL SPENT WITH *OTHER HUBS 5.3%	**ADJUSTED HUB GOAL 6.6%				*OTHER HUB GOAL 5.3%
			AMOUNT/%	AMOUNT/%	ASIAN PACIFIC AMOUNT/%	BLACK AMOUNT/%	HISPANIC AMOUNT/%	NATIVE AMERICAN AMOUNT/%	WOMAN AMOUNT/%
T									
N									
S									
-TC									
C									

230-10TH COURT OF APPEALS-Building Construction Unadjusted Goal is 26.1%

FUND TYPE	TOTAL EXPENDITURES	TOTAL SPENT WITH NON-HUBS	TOTAL SPENT WITH **ADJ. HUBS 29.1%	TOTAL SPENT WITH *OTHER HUBS 1.0%	**ADJUSTED HUB GOAL 25.1%			*OTHER HUB GOAL 1.0%	
			AMOUNT/%	AMOUNT/%	BLACK	HISPANIC	WOMAN	ASIAN PACIFIC	NATIVE AMERICAN
T									
N									
S									
-TC									
C									

230-10TH COURT OF APPEALS-Special Trade Unadjusted Goal is 57.2%

FUND TYPE	TOTAL EXPENDITURES	TOTAL SPENT WITH NON-HUBS	TOTAL SPENT WITH **ADJ. HUBS 47.0%	TOTAL SPENT WITH *OTHER HUBS 10.2%	**ADJUSTED HUB GOAL 47.0%		*OTHER HUB GOAL 10.2%		
			AMOUNT/%	AMOUNT/%	BLACK	HISPANIC	ASIAN PACIFIC	NATIVE AMERICAN	WOMAN
T									
N									
S									
-TC									
C									

230-10TH COURT OF APPEALS-Professional Services Unadjusted Goal is 20.0%

FUND TYPE	TOTAL EXPENDITURES	TOTAL SPENT WITH NON-HUBS	TOTAL SPENT WITH **ADJ. HUBS 15.1%	TOTAL SPENT WITH *OTHER HUBS 1.9%	**ADJUSTED HUB GOAL 16.1%			*OTHER HUB GOAL 1.9%	
			AMOUNT/%	AMOUNT/%	BLACK	HISPANIC	WOMAN	ASIAN PACIFIC	NATIVE AMERICAN
T	\$1,690	\$1,690/100%							
N									
S									
-TC									
C	\$1,690	\$1,690/100%							

230-10TH COURT OF APPEALS-Other Services Unadjusted Goal is 33.0%

FUND TYPE	TOTAL EXPENDITURES	TOTAL SPENT WITH NON-HUBS	TOTAL SPENT WITH **ADJ. HUBS 33.0%	TOTAL SPENT WITH *OTHER HUBS 1.75%	**ADJUSTED HUB GOAL 33.0%				*OTHER HUB GOAL 1.75%
			AMOUNT/%	AMOUNT/%	ASIAN PACIFIC	BLACK	HISPANIC	NATIVE AMERICAN	WOMAN
T	\$42,395	\$41,651/98.2%	\$743/1.75%						\$743/1.75%
N									
S									
-TC									
C	\$42,395	\$41,651/98.2%	\$743/1.75%						\$743/1.75%

230-10TH COURT OF APPEALS-Commodity Purchasing Unadjusted Goal is 12.6%

FUND TYPE	TOTAL EXPENDITURES	TOTAL SPENT WITH NON-HUBS	TOTAL SPENT WITH **ADJ. HUBS 11.5%	TOTAL SPENT WITH *OTHER HUBS 1.1%	**ADJUSTED HUB GOAL 11.6%			*OTHER HUB GOAL 1.1%	
			AMOUNT/%	AMOUNT/%	BLACK	HISPANIC	WOMAN	ASIAN PACIFIC	NATIVE AMERICAN
T	\$50,786	\$48,267/95.0%	\$1,012/1.99%	\$1,487/2.92%		\$667/1.31%	\$344/.67%	\$1,487/2.92%	
N									
S									
-TC	\$76	\$26/34.4%	\$50/65.5%						
C	\$50,689	\$48,241/95.1%	\$961/1.89%	\$1,487/2.93%		\$667/1.31%	\$284/.58%	\$1,487/2.93%	

DR = DEBIT (NEGATIVE AMOUNT) * = OTHER HUBS ** = ADJUSTED HUBS *** = DOLLARS REPORTED BUT NOT SHOWN IN THESE COLUMNS. SEE COVER LETTER PARA. 4
T-TREASURY, N-NON-TREASURY, S-SUBCONTRACTOR FUNDS & PROCUREMENT CARD HUB PURCHASES, TC-TERM CONTRACT, C-CONSOLIDATED. SEE PAGE 4 OF HUB REPORT FOR FUND TYPE DESCRIPTION.

231-11TH COURT OF APPEALS-Heavy Construction Unadjusted Goal is 11.9%

FUND TYPE	TOTAL EXPENDITURES	TOTAL SPENT WITH NON-HUBS AMOUNT/%	TOTAL SPENT WITH **ADJ. HUBS 6.6% AMOUNT/%	TOTAL SPENT WITH *OTHER HUBS 5.3% AMOUNT/%	ASIAN PACIFIC AMOUNT/%	**ADJUSTED HUB GOAL 6.6% BLACK AMOUNT/%	HISPANIC AMOUNT/%	NATIVE AMERICAN AMOUNT/%	*OTHER HUB GOAL 5.3% WOMAN AMOUNT/%
T									
N									
S									
-TC									
C									

T
N
S
-TC
C

231-11TH COURT OF APPEALS-Building Construction Unadjusted Goal is 26.1%

FUND TYPE	TOTAL EXPENDITURES	TOTAL SPENT WITH NON-HUBS	TOTAL SPENT WITH **ADJ. HUBS 25.1%	TOTAL SPENT WITH *OTHER HUBS 1.0%	BLACK	**ADJUSTED HUB GOAL 25.1% HISPANIC	WOMAN	*OTHER HUB GOAL 1.0% ASIAN PACIFIC	NATIVE AMERICAN
T									
N									
S									
-TC									
C									

T
N
S
-TC
C

231-11TH COURT OF APPEALS-Special Trade Unadjusted Goal is 57.2%

FUND TYPE	TOTAL EXPENDITURES	TOTAL SPENT WITH NON-HUBS	TOTAL SPENT WITH **ADJ. HUBS 47.0%	TOTAL SPENT WITH *OTHER HUBS 10.2%	BLACK	**ADJUSTED HUB GOAL 47.0% HISPANIC	ASIAN PACIFIC	*OTHER HUB GOAL 10.2% NATIVE AMERICAN	WOMAN
T	\$31,525	\$7,568/24.0%		\$23,957/75.9%					\$23,957/75.9%
N									
S									
-TC									
C	\$31,525	\$7,568/24.0%		\$23,957/75.9%					\$23,957/75.9%

T
N
S
-TC
C

231-11TH COURT OF APPEALS-Professional Services Unadjusted Goal is 20.0%

FUND TYPE	TOTAL EXPENDITURES	TOTAL SPENT WITH NON-HUBS	TOTAL SPENT WITH **ADJ. HUBS 18.1%	TOTAL SPENT WITH *OTHER HUBS 1.9%	BLACK	**ADJUSTED HUB GOAL 18.1% HISPANIC	WOMAN	*OTHER HUB GOAL 1.9% ASIAN PACIFIC	NATIVE AMERICAN
T									
N									
S									
-TC									
C									

T
N
S
-TC
C

231-11TH COURT OF APPEALS-Other Services Unadjusted Goal is 33.0%

FUND TYPE	TOTAL EXPENDITURES	TOTAL SPENT WITH NON-HUBS	TOTAL SPENT WITH **ADJ. HUBS 33.0%	TOTAL SPENT WITH *OTHER HUBS 3.1%	ASIAN PACIFIC	**ADJUSTED HUB GOAL 33.0% BLACK	HISPANIC	NATIVE AMERICAN	WOMAN
T	\$18,467	\$18,402/99.6%	\$65/.352%						\$65/.352%
N									
S									
-TC									
C	\$18,467	\$18,402/99.6%	\$65/.352%						\$65/.352%

T
N
S
-TC
C

231-11TH COURT OF APPEALS-Commodity Purchasing Unadjusted Goal is 12.6%

FUND TYPE	TOTAL EXPENDITURES	TOTAL SPENT WITH NON-HUBS	TOTAL SPENT WITH **ADJ. HUBS 11.5%	TOTAL SPENT WITH *OTHER HUBS 1.1%	BLACK	**ADJUSTED HUB GOAL 11.5% HISPANIC	WOMAN	*OTHER HUB GOAL 1.1% ASIAN PACIFIC	NATIVE AMERICAN
T	\$28,136	\$32,455/85.1%	\$4,891/12.8%	\$790/2.07%	\$224/.587%	\$824/2.16%	\$3,842/10.0%	\$790/2.07%	
N									
S									
-TC									
C	\$28,136	\$32,455/85.1%	\$4,891/12.8%	\$790/2.07%	\$224/.587%	\$824/2.16%	\$3,842/10.0%	\$790/2.07%	

T
N
S
-TC
C

DB = DEBIT (NEGATIVE AMOUNT) * = OTHER HUBS ** = ADJUSTED HUBS *** = DOLLARS REPORTED BUT NOT SHOWN IN THESE COLUMNS. SEE COVER LETTER PARA. 4
T=TREASURY, N=NON-TREASURY, S=SUBCONTRACTOR FUNDS & PROCUREMENT CARD HUB PURCHASES, TC=TERM CONTRACT, C=CONSOLIDATED. SEE PAGE 4 OF HUB REPORT FOR FUND TYPE DESCRIPTION.

232-12TH COURT OF APPEALS-Heavy Construction Unadjusted Goal is 11.8%

FUND TYPE	TOTAL EXPENDITURES	TOTAL SPENT WITH NON-HUBS AMOUNT/%	TOTAL SPENT WITH **ADJ. HUBS 8.6% AMOUNT/%	TOTAL SPENT WITH *OTHER HUBS 3.3% AMOUNT/%	ASIAN PACIFIC AMOUNT/%	**ADJUSTED HUB GOAL 8.6% BLACK AMOUNT/%	HISPANIC AMOUNT/%	NATIVE AMERICAN AMOUNT/%	*OTHER HUB GOAL 5.3% WOMAN AMOUNT/%
T									
N									
S									
-TC									
C									

232-12TH COURT OF APPEALS-Building Construction Unadjusted Goal is 26.1%

FUND TYPE	TOTAL EXPENDITURES	TOTAL SPENT WITH NON-HUBS	TOTAL SPENT WITH **ADJ. HUBS 25.1%	TOTAL SPENT WITH *OTHER HUBS 1.0%	BLACK	**ADJUSTED HUB GOAL 25.1% HISPANIC	WOMAN	*OTHER HUB GOAL 1.0% ASIAN PACIFIC	NATIVE AMERICAN
T									
N									
S									
-TC									
C									

232-12TH COURT OF APPEALS-Special Trade Unadjusted Goal is 57.2%

FUND TYPE	TOTAL EXPENDITURES	TOTAL SPENT WITH NON-HUBS	TOTAL SPENT WITH **ADJ. HUBS 47.0%	TOTAL SPENT WITH *OTHER HUBS 10.2%	BLACK	**ADJUSTED HUB GOAL 47.0% HISPANIC	ASIAN PACIFIC	*OTHER HUB GOAL 10.2% NATIVE AMERICAN	WOMAN
T									
N									
S									
-TC									
C									

232-12TH COURT OF APPEALS-Professional Services Unadjusted Goal is 20.0%

FUND TYPE	TOTAL EXPENDITURES	TOTAL SPENT WITH NON-HUBS	TOTAL SPENT WITH **ADJ. HUBS 15.1%	TOTAL SPENT WITH *OTHER HUBS 4.9%	BLACK	**ADJUSTED HUB GOAL 18.1% HISPANIC	WOMAN	*OTHER HUB GOAL 1.9% ASIAN PACIFIC	NATIVE AMERICAN
T									
N									
S									
-TC									
C									

232-12TH COURT OF APPEALS-Other Services Unadjusted Goal is 33.0%

FUND TYPE	TOTAL EXPENDITURES	TOTAL SPENT WITH NON-HUBS	TOTAL SPENT WITH **ADJ. HUBS 33.0%	ASIAN PACIFIC	BLACK	**ADJUSTED HUB GOAL 33.0% HISPANIC	NATIVE AMERICAN	WOMAN
T	\$13,500	\$13,500/100 %						
N								
S								
-TC								
C	\$13,500	\$13,500/100 %						

232-12TH COURT OF APPEALS-Commodity Purchasing Unadjusted Goal is 12.6%

FUND TYPE	TOTAL EXPENDITURES	TOTAL SPENT WITH NON-HUBS	TOTAL SPENT WITH **ADJ. HUBS 11.5%	TOTAL SPENT WITH *OTHER HUBS 1.1%	BLACK	**ADJUSTED HUB GOAL 11.5% HISPANIC	WOMAN	*OTHER HUB GOAL 1.1% ASIAN PACIFIC	NATIVE AMERICAN
T	\$51,456	\$48,100/93.4%	\$3,357/6.52%			\$400/7.78%	\$2,956/5.74%		
N									
S									
-TC	\$3,968	\$3,968/100 %							
C	\$47,480	\$44,132/92.9%	\$3,357/7.06%			\$400/8.43%	\$2,956/6.22%		

DB = DEBIT (NEGATIVE AMOUNT) * = OTHER HUBS ** = ADJUSTED HUBS *** = DOLLARS REPORTED BUT NOT SHOWN IN THESE COLUMNS. SEE COVER LETTER PARA. 4
T=TREASURY, N=NON-TREASURY, S=SUBCONTRACTOR FUNDS & PROCUREMENT CARD HUB PURCHASES, TC=TERM CONTRACT, C=CONSOLIDATED. SEE PAGE 4 OF HUB REPORT FOR FUND TYPE DESCRIPTION.

233-13TH COURT OF APPEALS-Heavy Construction Unadjusted Goal is 11.9%

FUND TYPE	TOTAL EXPENDITURES	TOTAL SPENT WITH NON-HUBS AMOUNT/%	TOTAL SPENT WITH **ADJ. HUBS 6.6% AMOUNT/%	TOTAL SPENT WITH *OTHER HUBS 5.3% AMOUNT/%	ASIAN PACIFIC AMOUNT/%	BLACK AMOUNT/%	HISPANIC AMOUNT/%	NATIVE AMERICAN AMOUNT/%	*OTHER HUB GOAL 5.3% WOMAN AMOUNT/%
-----------	--------------------	------------------------------------	--	--	------------------------	----------------	-------------------	--------------------------	-------------------------------------

T
N
S
-TC

C

233-13TH COURT OF APPEALS-Building Construction Unadjusted Goal is 26.1%

FUND TYPE	TOTAL EXPENDITURES	TOTAL SPENT WITH NON-HUBS	TOTAL SPENT WITH **ADJ. HUBS 25.1%	TOTAL SPENT WITH *OTHER HUBS 1.0%	BLACK	HISPANIC	WOMAN	ASIAN PACIFIC	NATIVE AMERICAN	*OTHER HUB GOAL 1.0%
-----------	--------------------	---------------------------	------------------------------------	-----------------------------------	-------	----------	-------	---------------	-----------------	----------------------

T
N
S
-TC

C

233-13TH COURT OF APPEALS-Special Trade Unadjusted Goal is 57.2%

FUND TYPE	TOTAL EXPENDITURES	TOTAL SPENT WITH NON-HUBS	TOTAL SPENT WITH **ADJ. HUBS 47.0%	TOTAL SPENT WITH *OTHER HUBS 10.2%	BLACK	HISPANIC	ASIAN PACIFIC	NATIVE AMERICAN	WOMAN	*OTHER HUB GOAL 10.2%
-----------	--------------------	---------------------------	------------------------------------	------------------------------------	-------	----------	---------------	-----------------	-------	-----------------------

T
N
S
-TC

C

233-13TH COURT OF APPEALS-Professional Services Unadjusted Goal is 20.0%

FUND TYPE	TOTAL EXPENDITURES	TOTAL SPENT WITH NON-HUBS	TOTAL SPENT WITH **ADJ. HUBS 18.1%	TOTAL SPENT WITH *OTHER HUBS 1.9%	BLACK	HISPANIC	WOMAN	ASIAN PACIFIC	NATIVE AMERICAN	*OTHER HUB GOAL 1.9%
-----------	--------------------	---------------------------	------------------------------------	-----------------------------------	-------	----------	-------	---------------	-----------------	----------------------

T
N
S
-TC

C

233-13TH COURT OF APPEALS-Other Services Unadjusted Goal is 33.0%

FUND TYPE	TOTAL EXPENDITURES	TOTAL SPENT WITH NON-HUBS	TOTAL SPENT WITH **ADJ. HUBS 33.0%	ASIAN PACIFIC	BLACK	HISPANIC	NATIVE AMERICAN	WOMAN
-----------	--------------------	---------------------------	------------------------------------	---------------	-------	----------	-----------------	-------

T
N
S
-TC

C

233-13TH COURT OF APPEALS-Commodity Purchasing Unadjusted Goal is 12.6%

FUND TYPE	TOTAL EXPENDITURES	TOTAL SPENT WITH NON-HUBS	TOTAL SPENT WITH **ADJ. HUBS 11.5%	TOTAL SPENT WITH *OTHER HUBS 1.1%	BLACK	HISPANIC	WOMAN	ASIAN PACIFIC	NATIVE AMERICAN	*OTHER HUB GOAL 1.1%
-----------	--------------------	---------------------------	------------------------------------	-----------------------------------	-------	----------	-------	---------------	-----------------	----------------------

T
N
S
-TC

C

DB = DEBIT (NEGATIVE AMOUNT) * = OTHER HUBS ** = ADJUSTED HUBS *** = DOLLARS REPORTED BUT NOT SHOWN IN THESE COLUMNS. SEE COVER LETTER PARA. 4
T-TREASURY, N=NON-TREASURY, S=SUBCONTRACTOR FUNDS & PROCUREMENT CARD HUB PURCHASES, TC-TERM CONTRACT, C=CONSOLIDATED. SEE PAGE 4 OF HUB REPORT FOR FUND TYPE DESCRIPTION.

234-14TH COURT OF APPEALS-Heavy Construction Unadjusted Goal is 11.9%

FUND TYPE	TOTAL EXPENDITURES	TOTAL SPENT WITH NON-HUBS AMOUNT/%	TOTAL SPENT WITH **ADJ. HUBS 8.6%	TOTAL SPENT WITH *OTHER HUBS 5.3%	ASIAN PACIFIC AMOUNT/%	**ADJUSTED HUB GOAL 6.6%	BLACK AMOUNT/%	HISPANIC AMOUNT/%	NATIVE AMERICAN AMOUNT/%	*OTHER HUB GOAL 5.3% WOMAN AMOUNT/%
T										
N										
S										
-TC										
C										

234-14TH COURT OF APPEALS-Building Construction Unadjusted Goal is 26.1%

FUND TYPE	TOTAL EXPENDITURES	TOTAL SPENT WITH NON-HUBS	TOTAL SPENT WITH **ADJ. HUBS 25.1%	TOTAL SPENT WITH *OTHER HUBS 1.0%	BLACK	**ADJUSTED HUB GOAL 25.1%	HISPANIC	WOMAN	*OTHER HUB GOAL 1.0% ASIAN PACIFIC NATIVE AMERICAN
T									
N									
S									
-TC									
C									

234-14TH COURT OF APPEALS-Special Trade Unadjusted Goal is 57.2%

FUND TYPE	TOTAL EXPENDITURES	TOTAL SPENT WITH NON-HUBS	TOTAL SPENT WITH **ADJ. HUBS 47.0%	TOTAL SPENT WITH *OTHER HUBS 10.2%	BLACK	**ADJUSTED HUB GOAL 47.0%	HISPANIC	ASIAN PACIFIC	NATIVE AMERICAN	WOMAN
T										
N										
S										
-TC										
C										

234-14TH COURT OF APPEALS-Professional Services Unadjusted Goal is 20.0%

FUND TYPE	TOTAL EXPENDITURES	TOTAL SPENT WITH NON-HUBS	TOTAL SPENT WITH **ADJ. HUBS 18.1%	TOTAL SPENT WITH *OTHER HUBS 1.9%	BLACK	**ADJUSTED HUB GOAL 18.1%	HISPANIC	WOMAN	*OTHER HUB GOAL 1.9% ASIAN PACIFIC NATIVE AMERICAN
T									
N									
S									
-TC									
C									

234-14TH COURT OF APPEALS-Other Services Unadjusted Goal is 33.0%

FUND TYPE	TOTAL EXPENDITURES	TOTAL SPENT WITH NON-HUBS	TOTAL SPENT WITH **ADJ. HUBS 33.0%	ASIAN PACIFIC	BLACK	**ADJUSTED HUB GOAL 33.0%	HISPANIC	NATIVE AMERICAN	WOMAN
T	\$42,540	\$42,540/100 %							
N									
S									
-TC									
C	\$42,540	\$42,540/100 %							

234-14TH COURT OF APPEALS-Commodity Purchasing Unadjusted Goal is 12.6%

FUND TYPE	TOTAL EXPENDITURES	TOTAL SPENT WITH NON-HUBS	TOTAL SPENT WITH **ADJ. HUBS 11.5%	TOTAL SPENT WITH *OTHER HUBS 1.1%	BLACK	**ADJUSTED HUB GOAL 11.5%	HISPANIC	WOMAN	*OTHER HUB GOAL 1.1% ASIAN PACIFIC NATIVE AMERICAN
T	\$89,973	\$85,939/94.2%	\$3,309/4.72%	\$725/1.03%				\$3,309/4.72%	\$725/1.03%
N									
S									
-TC									
C	\$89,973	\$85,939/94.2%	\$3,309/4.72%	\$725/1.03%				\$3,309/4.72%	\$725/1.03%

DB = DEBIT (NEGATIVE AMOUNT) * = OTHER HUBS ** = ADJUSTED HUBS *** = DOLLARS REPORTED BUT NOT SHOWN IN THESE COLUMNS. SEE COVER LETTER PARA. 4
T=TREASURY, N=NON-TREASURY, S=SUBCONTRACTOR FUNDS & PROCUREMENT CARD HUB PURCHASES, TC=TERM CONTRACT, C=CONSOLIDATED. SEE PAGE 4 OF HUB REPORT FOR FUND TYPE DESCRIPTION.

242-COMMISSION ON JUDICIAL CONDUCT-Heavy Construction Unadjusted Goal is 11.9%

FUND TYPE	TOTAL EXPENDITURES	TOTAL SPENT WITH NON-HUBS AMOUNT/%	TOTAL SPENT WITH **ADJ. HUBS 6.6% AMOUNT/%	TOTAL SPENT WITH *OTHER HUBS 5.3% AMOUNT/%	ASIAN PACIFIC AMOUNT/%	**ADJUSTED HUB GOAL 6.6% BLACK AMOUNT/%	HISPANIC AMOUNT/%	NATIVE AMERICAN AMOUNT/%	*OTHER HUB GOAL 5.3% WOMAN AMOUNT/%
T									
N									
S									
-TC									
C									

242-COMMISSION ON JUDICIAL CONDUCT-Building Construction Unadjusted Goal is 26.1%

FUND TYPE	TOTAL EXPENDITURES	TOTAL SPENT WITH NON-HUBS	TOTAL SPENT WITH **ADJ. HUBS 25.1%	TOTAL SPENT WITH *OTHER HUBS 1.0%	BLACK	**ADJUSTED HUB GOAL 25.1% HISPANIC	WOMAN	*OTHER HUB GOAL 1.0% ASIAN PACIFIC	NATIVE AMERICAN
T									
N									
S									
-TC									
C									

242-COMMISSION ON JUDICIAL CONDUCT-Special Trade Unadjusted Goal is 57.2%

FUND TYPE	TOTAL EXPENDITURES	TOTAL SPENT WITH NON-HUBS	TOTAL SPENT WITH **ADJ. HUBS 47.0%	TOTAL SPENT WITH *OTHER HUBS 10.2%	BLACK	**ADJUSTED HUB GOAL 47.0% HISPANIC	ASIAN PACIFIC	*OTHER HUB GOAL 10.2% NATIVE AMERICAN	WOMAN
T									
N									
S									
-TC									
C									

242-COMMISSION ON JUDICIAL CONDUCT-Professional Services Unadjusted Goal is 20.0%

FUND TYPE	TOTAL EXPENDITURES	TOTAL SPENT WITH NON-HUBS	TOTAL SPENT WITH **ADJ. HUBS 18.1%	TOTAL SPENT WITH *OTHER HUBS 1.9%	BLACK	**ADJUSTED HUB GOAL 18.1% HISPANIC	WOMAN	*OTHER HUB GOAL 1.9% ASIAN PACIFIC	NATIVE AMERICAN
T	\$2,800	\$2,800/100%							
N									
S									
-TC									
C	\$2,800	\$2,800/100%							

242-COMMISSION ON JUDICIAL CONDUCT-Other Services Unadjusted Goal is 33.0%

FUND TYPE	TOTAL EXPENDITURES	TOTAL SPENT WITH NON-HUBS	TOTAL SPENT WITH **ADJ. HUBS 33.0%	TOTAL SPENT WITH *OTHER HUBS 1.1%	ASIAN PACIFIC	**ADJUSTED HUB GOAL 33.0% BLACK	HISPANIC	NATIVE AMERICAN	WOMAN
T	\$25,275	\$7,142/28.2%	\$18,132/71.7%				\$889/3.52%	\$1,857/6.55%	\$15,585/61.6%
N									
S									
-TC	\$1,157	\$1,157/100%							
C	\$24,117	\$5,884/24.8%	\$18,132/75.1%				\$889/3.69%	\$1,657/6.87%	\$15,585/64.6%

242-COMMISSION ON JUDICIAL CONDUCT-Commodity Purchasing Unadjusted Goal is 12.6%

FUND TYPE	TOTAL EXPENDITURES	TOTAL SPENT WITH NON-HUBS	TOTAL SPENT WITH **ADJ. HUBS 11.3%	TOTAL SPENT WITH *OTHER HUBS 1.1%	BLACK	**ADJUSTED HUB GOAL 11.5% HISPANIC	WOMAN	*OTHER HUB GOAL 1.1% ASIAN PACIFIC	NATIVE AMERICAN
T	\$16,814	\$10,379/62.4%	\$3,419/20.5%	\$2,816/16.9%		\$69/.415%	\$3,350/20.1%	\$18/.108%	\$2,788/16.8%
N									
S									
-TC	\$223	\$136/61.0%	\$69/30.8%	\$16/8.04%		\$69/30.8%		\$16/8.04%	
C	\$16,390	\$10,242/62.4%	\$3,350/20.4%	\$2,788/17.0%			\$3,350/20.4%		\$2,788/17.0%

DB = DEBIT (NEGATIVE AMOUNT) * = OTHER HUBS ** = ADJUSTED HUBS *** = DOLLARS REPORTED BUT NOT SHOWN IN THESE COLUMNS. SEE COVER LETTER PARA. 4
T=TREASURY, N=NON-TREASURY, S=SUBCONTRACTOR FUNDS & PROCUREMENT CARD HUB PURCHASES, TC=TERM CONTRACT, C=CONSOLIDATED. SEE PAGE 4 OF HUB REPORT FOR FUND TYPE DESCRIPTION.

243-STATE LAW LIBRARY-Heavy Construction Unadjusted Goal is 11.9%

FUND TYPE	TOTAL EXPENDITURES	TOTAL SPENT WITH NON-HUBS	TOTAL SPENT WITH **ADJ. HUBS 6.6%	TOTAL SPENT WITH *OTHER HUBS 5.3%	ASIAN PACIFIC AMOUNT/%	**ADJUSTED HUB GOAL 6.6% BLACK AMOUNT/%	HISPANIC AMOUNT/%	NATIVE AMERICAN AMOUNT/%	*OTHER HUB GOAL 5.3% WOMAN AMOUNT/%
T									
N									
S									
TC									
C									

243-STATE LAW LIBRARY-Building Construction Unadjusted Goal is 26.1%

FUND TYPE	TOTAL EXPENDITURES	TOTAL SPENT WITH NON-HUBS	TOTAL SPENT WITH **ADJ. HUBS 25.1%	TOTAL SPENT WITH *OTHER HUBS 1.0%	BLACK	**ADJUSTED HUB GOAL 26.1% HISPANIC	WOMAN	*OTHER HUB GOAL 1.0% ASIAN PACIFIC	NATIVE AMERICAN
T									
N									
S									
TC									
C									

243-STATE LAW LIBRARY-Special Trade Unadjusted Goal is 57.2%

FUND TYPE	TOTAL EXPENDITURES	TOTAL SPENT WITH NON-HUBS	TOTAL SPENT WITH **ADJ. HUBS 47.0%	TOTAL SPENT WITH *OTHER HUBS 10.2%	BLACK	**ADJUSTED HUB GOAL 57.2% HISPANIC	ASIAN PACIFIC	*OTHER HUB GOAL 10.2% NATIVE AMERICAN	WOMAN
T									
N									
S									
TC									
C									

243-STATE LAW LIBRARY-Professional Services Unadjusted Goal is 20.0%

FUND TYPE	TOTAL EXPENDITURES	TOTAL SPENT WITH NON-HUBS	TOTAL SPENT WITH **ADJ. HUBS 16.1%	TOTAL SPENT WITH *OTHER HUBS 1.8%	BLACK	**ADJUSTED HUB GOAL 20.0% HISPANIC	WOMAN	*OTHER HUB GOAL 1.9% ASIAN PACIFIC	NATIVE AMERICAN
T	\$2,400	\$2,400/100 %							
N									
S									
TC									
C	\$2,400	\$2,400/100 %							

243-STATE LAW LIBRARY-Other Services Unadjusted Goal is 33.0%

FUND TYPE	TOTAL EXPENDITURES	TOTAL SPENT WITH NON-HUBS	TOTAL SPENT WITH **ADJ. HUBS 33.0%	TOTAL SPENT WITH *OTHER HUBS 5.50%	ASIAN PACIFIC	**ADJUSTED HUB GOAL 33.0% BLACK	HISPANIC	NATIVE AMERICAN	WOMAN
T	\$39,219	\$37,060/94.4%	\$2,158/5.50%				\$2,097/5.34%		\$81/.156%
N									
S									
TC									
C	\$39,219	\$37,060/94.4%	\$2,158/5.50%				\$2,097/5.34%		\$81/.156%

243-STATE LAW LIBRARY-Commodity Purchasing Unadjusted Goal is 12.6%

FUND TYPE	TOTAL EXPENDITURES	TOTAL SPENT WITH NON-HUBS	TOTAL SPENT WITH **ADJ. HUBS 11.5%	TOTAL SPENT WITH *OTHER HUBS 1.1%	BLACK	**ADJUSTED HUB GOAL 12.6% HISPANIC	WOMAN	*OTHER HUB GOAL 1.1% ASIAN PACIFIC	NATIVE AMERICAN
T	\$66,710	\$30,405/45.5%	\$31,288/46.8%	\$5,018/7.52%	\$176/.265%	\$19,404/29.0%	\$11,705/17.5%	\$5,018/7.52%	
N									
S									
TC	\$12,550	\$12,560/100 %							
C	\$54,149	\$17,844/32.9%	\$31,286/57.7%	\$5,018/9.26%	\$176/.328%	\$19,404/35.8%	\$11,705/21.6%	\$5,018/9.26%	

DB = DEBIT (NEGATIVE AMOUNT) * = OTHER HUBS ** = ADJUSTED HUBS *** = DOLLARS REPORTED BUT NOT SHOWN IN THESE COLUMNS. SEE COVER LETTER PARA. 4
T=TREASURY, N=NON-TREASURY, S=SUBCONTRACTOR FUNDS & PROCUREMENT CARD HUB PURCHASES, TC=TERM CONTRACT, C=CONSOLIDATED. SEE PAGE 4, OF HUB REPORT FOR FUND TYPE DESCRIPTION.

300-OFFICE OF THE GOVERNOR-TRUSTED PRDG.-Heavy Construction Unadjusted Goal is 11.9%

FUND TYPE	TOTAL EXPENDITURES	TOTAL SPENT WITH NON-HUBS AMOUNT/%	TOTAL SPENT WITH **ADJ. HUBS 8.6% AMOUNT/%	TOTAL SPENT WITH *OTHER HUBS 5.3% AMOUNT/%	ASIAN PACIFIC AMOUNT/%	**ADJUSTED HUB GOAL 6.6% BLACK AMOUNT/%	HISPANIC AMOUNT/%	NATIVE AMERICAN AMOUNT/%	*OTHER HUB GOAL 5.3% WOMAN AMOUNT/%
-----------	--------------------	------------------------------------	--	--	------------------------	---	-------------------	--------------------------	-------------------------------------

T
N
S
-TC

C

300-OFFICE OF THE GOVERNOR-TRUSTED PRDG.-Building Construction Unadjusted Goal is 26.1%

FUND TYPE	TOTAL EXPENDITURES	TOTAL SPENT WITH NON-HUBS	TOTAL SPENT WITH **ADJ. HUBS 25.1%	TOTAL SPENT WITH *OTHER HUBS 1.0%	BLACK	**ADJUSTED HUB GOAL 25.1% HISPANIC	WOMAN	*OTHER HUB GOAL 1.0% ASIAN PACIFIC	NATIVE AMERICAN
-----------	--------------------	---------------------------	------------------------------------	-----------------------------------	-------	------------------------------------	-------	------------------------------------	-----------------

T
N
S
-TC

C

300-OFFICE OF THE GOVERNOR-TRUSTED PRDG.-Special Trade Unadjusted Goal is 57.2%

FUND TYPE	TOTAL EXPENDITURES	TOTAL SPENT WITH NON-HUBS	TOTAL SPENT WITH **ADJ. HUBS 47.0%	TOTAL SPENT WITH *OTHER HUBS 10.2%	BLACK	**ADJUSTED HUB GOAL 47.0% HISPANIC	ASIAN PACIFIC	*OTHER HUB GOAL 10.2% NATIVE AMERICAN	WOMAN
-----------	--------------------	---------------------------	------------------------------------	------------------------------------	-------	------------------------------------	---------------	---------------------------------------	-------

T
N
S
-TC

C

300-OFFICE OF THE GOVERNOR-TRUSTED PRDG.-Professional Services Unadjusted Goal is 20.0%

FUND TYPE	TOTAL EXPENDITURES	TOTAL SPENT WITH NON-HUBS	TOTAL SPENT WITH **ADJ. HUBS 18.1%	TOTAL SPENT WITH *OTHER HUBS 1.9%	BLACK	**ADJUSTED HUB GOAL 18.1% HISPANIC	WOMAN	*OTHER HUB GOAL 1.9% ASIAN PACIFIC	NATIVE AMERICAN
-----------	--------------------	---------------------------	------------------------------------	-----------------------------------	-------	------------------------------------	-------	------------------------------------	-----------------

T
N
S
-TC

C

300-OFFICE OF THE GOVERNOR-TRUSTED PRDG.-Other Services Unadjusted Goal is 33.0%

FUND TYPE	TOTAL EXPENDITURES	TOTAL SPENT WITH NON-HUBS	TOTAL SPENT WITH **ADJ. HUBS 33.0%	ASIAN PACIFIC	BLACK	**ADJUSTED HUB GOAL 33.0% HISPANIC	NATIVE AMERICAN	WOMAN
-----------	--------------------	---------------------------	------------------------------------	---------------	-------	------------------------------------	-----------------	-------

T
N
S
-TC

C

300-OFFICE OF THE GOVERNOR-TRUSTED PRDG.-Commodity Purchasing Unadjusted Goal is 12.6%

FUND TYPE	TOTAL EXPENDITURES	TOTAL SPENT WITH NON-HUBS	TOTAL SPENT WITH **ADJ. HUBS 11.5%	TOTAL SPENT WITH *OTHER HUBS 1.1%	BLACK	**ADJUSTED HUB GOAL 11.5% HISPANIC	WOMAN	*OTHER HUB GOAL 1.1% ASIAN PACIFIC	NATIVE AMERICAN
-----------	--------------------	---------------------------	------------------------------------	-----------------------------------	-------	------------------------------------	-------	------------------------------------	-----------------

T
N
S
-TC

C

DB = DEBIT (NEGATIVE AMOUNT) * = OTHER HUBS ** = ADJUSTED HUBS *** = DOLLARS REPORTED BUT NOT SHOWN IN THESE COLUMNS. SEE COVER LETTER PARA. 4
T=TREASURY, N=NON-TREASURY, S=SUBCONTRACTOR FUNDS & PROCUREMENT CARD HUB PURCHASES, TC=TERM CONTRACT, C=CONSOLIDATED. SEE PAGE 4 OF HUB REPORT FOR FUND TYPE DESCRIPTION.

301-EXECUTIVE OFFICE OF THE GOVERNOR-Heavy Construction Unadjusted Goal is 11.9%

FUND TYPE	TOTAL EXPENDITURES	TOTAL SPENT WITH NON-HUBS AMOUNT/%	TOTAL SPENT WITH **ADJ. HUBS 8.8% AMOUNT/%	TOTAL SPENT WITH *OTHER HUBS 3.1% AMOUNT/%	ASIAN PACIFIC AMOUNT/%	**ADJUSTED HUB GOAL 8.8% BLACK AMOUNT/%	HISPANIC AMOUNT/%	NATIVE AMERICAN AMOUNT/%	*OTHER HUB GOAL 5.3% WOMAN AMOUNT/%
-----------	--------------------	------------------------------------	--	--	------------------------	---	-------------------	--------------------------	-------------------------------------

T
N
S
-TC

C

301-EXECUTIVE OFFICE OF THE GOVERNOR-Building Construction Unadjusted Goal is 25.1%

FUND TYPE	TOTAL EXPENDITURES	TOTAL SPENT WITH NON-HUBS	TOTAL SPENT WITH **ADJ. HUBS 25.1%	TOTAL SPENT WITH *OTHER HUBS 1.0%	BLACK	**ADJUSTED HUB GOAL 25.1% HISPANIC	WOMAN	*OTHER HUB GOAL 1.0% ASIAN PACIFIC	NATIVE AMERICAN
-----------	--------------------	---------------------------	------------------------------------	-----------------------------------	-------	------------------------------------	-------	------------------------------------	-----------------

T
N
S
-TC

C

301-EXECUTIVE OFFICE OF THE GOVERNOR-Special Trade Unadjusted Goal is 57.2%

FUND TYPE	TOTAL EXPENDITURES	TOTAL SPENT WITH NON-HUBS	TOTAL SPENT WITH **ADJ. HUBS 47.0%	TOTAL SPENT WITH *OTHER HUBS 10.2%	BLACK	**ADJUSTED HUB GOAL 47.0% HISPANIC	WOMAN	*OTHER HUB GOAL 10.2% ASIAN PACIFIC	NATIVE AMERICAN
-----------	--------------------	---------------------------	------------------------------------	------------------------------------	-------	------------------------------------	-------	-------------------------------------	-----------------

T
N
S
-TC

C

301-EXECUTIVE OFFICE OF THE GOVERNOR-Professional Services Unadjusted Goal is 20.0%

FUND TYPE	TOTAL EXPENDITURES	TOTAL SPENT WITH NON-HUBS	TOTAL SPENT WITH **ADJ. HUBS 18.1%	TOTAL SPENT WITH *OTHER HUBS 1.9%	BLACK	**ADJUSTED HUB GOAL 18.1% HISPANIC	WOMAN	*OTHER HUB GOAL 1.9% ASIAN PACIFIC	NATIVE AMERICAN
-----------	--------------------	---------------------------	------------------------------------	-----------------------------------	-------	------------------------------------	-------	------------------------------------	-----------------

T
N
S
-TC

C

301-EXECUTIVE OFFICE OF THE GOVERNOR-Other Services Unadjusted Goal is 33.0%

FUND TYPE	TOTAL EXPENDITURES	TOTAL SPENT WITH NON-HUBS	TOTAL SPENT WITH **ADJ. HUBS 33.0%	TOTAL SPENT WITH *OTHER HUBS 3.0%	ASIAN PACIFIC	BLACK	**ADJUSTED HUB GOAL 33.0% HISPANIC	NATIVE AMERICAN	WOMAN
-----------	--------------------	---------------------------	------------------------------------	-----------------------------------	---------------	-------	------------------------------------	-----------------	-------

T
N
S
-TC

C

301-EXECUTIVE OFFICE OF THE GOVERNOR-Commodity Purchasing Unadjusted Goal is 12.8%

FUND TYPE	TOTAL EXPENDITURES	TOTAL SPENT WITH NON-HUBS	TOTAL SPENT WITH **ADJ. HUBS 11.5%	TOTAL SPENT WITH *OTHER HUBS 1.3%	BLACK	**ADJUSTED HUB GOAL 11.5% HISPANIC	WOMAN	*OTHER HUB GOAL 1.1% ASIAN PACIFIC	NATIVE AMERICAN
-----------	--------------------	---------------------------	------------------------------------	-----------------------------------	-------	------------------------------------	-------	------------------------------------	-----------------

T
N
S
-TC

C

DB = DEBIT (NEGATIVE AMOUNT) * = OTHER HUBS ** = ADJUSTED HUBS *** = DOLLARS REPORTED BUT NOT SHOWN IN THESE COLUMNS. SEE COVER LETTER PARA 4
T=TREASURY, N=NON-TREASURY, S=SUBCONTRACTOR FUNDS & PROCUREMENT CARD HUB PURCHASES, TC=TERM CONTRACT, C=CONSOLIDATED. SEE PAGE 4 OF HUB REPORT FOR FUND TYPE DESCRIPTION.

302-OFFICE OF THE ATTORNEY GENERAL-Heavy Construction Unadjusted Goal is 11.9%

FUND TYPE	TOTAL EXPENDITURES	TOTAL SPENT WITH NON-HUBS AMOUNT/%	TOTAL SPENT WITH **ADJ. HUBS 6.6% AMOUNT/%	TOTAL SPENT WITH *OTHER HUBS 5.3% AMOUNT/%	ASIAN PACIFIC AMOUNT/%	**ADJUSTED HUB GOAL 6.6% BLACK AMOUNT/%	HISPANIC AMOUNT/%	NATIVE AMERICAN AMOUNT/%	*OTHER HUB GOAL 5.3% WOMAN AMOUNT/%
T									
N									
S									
-TC									
C									

302-OFFICE OF THE ATTORNEY GENERAL-Building Construction Unadjusted Goal is 25.1%

FUND TYPE	TOTAL EXPENDITURES	TOTAL SPENT WITH NON-HUBS	TOTAL SPENT WITH **ADJ. HUBS 25.1%	TOTAL SPENT WITH *OTHER HUBS 1.0%	BLACK	**ADJUSTED HUB GOAL 25.1% HISPANIC	WOMAN	*OTHER HUB GOAL 1.0% ASIAN PACIFIC	NATIVE AMERICAN
T									
N									
S									
-TC									
C									

302-OFFICE OF THE ATTORNEY GENERAL-Special Trade Unadjusted Goal is 57.2%

FUND TYPE	TOTAL EXPENDITURES	TOTAL SPENT WITH NON-HUBS	TOTAL SPENT WITH **ADJ. HUBS 47.0%	TOTAL SPENT WITH *OTHER HUBS 10.2%	BLACK	**ADJUSTED HUB GOAL 47.0% HISPANIC	ASIAN PACIFIC	NATIVE AMERICAN	WOMAN
T	\$138,117	\$81,559/59.0%	\$50,560/36.8%	\$5,997/4.34%		\$50,560/36.8%			\$5,997/4.34%
N									
S									
-TC	\$50,560		\$50,560/100 %			\$50,560/100 %			
C	\$87,556	\$81,559/93.1%		\$5,997/6.84%					\$5,997/6.84%

302-OFFICE OF THE ATTORNEY GENERAL-Professional Services Unadjusted Goal is 20.0%

FUND TYPE	TOTAL EXPENDITURES	TOTAL SPENT WITH NON-HUBS	TOTAL SPENT WITH **ADJ. HUBS 18.1%	TOTAL SPENT WITH *OTHER HUBS 1.9%	BLACK	**ADJUSTED HUB GOAL 18.1% HISPANIC	WOMAN	*OTHER HUB GOAL 1.9% ASIAN PACIFIC	NATIVE AMERICAN
T	\$226	\$226/100 %							
N									
S									
-TC									
C	\$226	\$226/100 %							

302-OFFICE OF THE ATTORNEY GENERAL-Other Services Unadjusted Goal is 33.0%

FUND TYPE	TOTAL EXPENDITURES	TOTAL SPENT WITH NON-HUBS	TOTAL SPENT WITH **ADJ. HUBS 33.0%	TOTAL SPENT WITH *OTHER HUBS 1.1%	ASIAN PACIFIC	**ADJUSTED HUB GOAL 33.0% BLACK	HISPANIC	NATIVE AMERICAN	WOMAN
T	\$22,754,408	\$19,134,542/84.0%	\$3,619,867/15.9%	\$171,461/3.72%	\$285,709/1.25%	\$122,417/.538%	\$248,147/1.08%	\$132/.000%	\$2,963,459/13.0%
N									
S	***	***				\$167,611/3.64%	\$2,145/.048%		\$1,705/.037%
-TC	\$258,893	\$258,893/100 %							
C	\$22,495,516	\$18,875,548/83.9%	\$3,791,329/16.8%		\$285,709/1.27%	\$290,029/1.28%	\$250,292/1.11%	\$132/.000%	\$2,965,164/13.1%

302-OFFICE OF THE ATTORNEY GENERAL-Commodity Purchasing Unadjusted Goal is 12.6%

FUND TYPE	TOTAL EXPENDITURES	TOTAL SPENT WITH NON-HUBS	TOTAL SPENT WITH **ADJ. HUBS 11.5%	TOTAL SPENT WITH *OTHER HUBS 1.1%	BLACK	**ADJUSTED HUB GOAL 11.5% HISPANIC	WOMAN	*OTHER HUB GOAL 1.1% ASIAN PACIFIC	NATIVE AMERICAN
T	\$15,543,683	\$11,490,848/73.9%	\$2,135,185/12.7%	\$1,917,869/12.3%	\$210,063/1.35%	\$556,917/3.58%	\$1,368,184/8.80%	\$1,907,095/12.2%	\$10,774/.069%
N									
S									
-TC	\$2,712,936	\$2,506,956/92.4%	\$188,529/6.94%	\$17,450/.643%	\$1,451/.053%	\$66,208/2.44%	\$120,870/4.45%	\$16,646/.613%	\$603/.029%
C	\$12,830,947	\$8,983,892/70.0%	\$1,946,635/15.1%	\$1,900,419/14.8%	\$208,612/1.62%	\$490,709/3.82%	\$1,247,313/9.72%	\$1,890,448/14.7%	\$9,970/.077%

DB = DEBIT (NEGATIVE AMOUNT) * = OTHER HUBS ** = ADJUSTED HUBS *** = DOLLARS REPORTED BUT NOT SHOWN IN THESE COLUMNS. SEE COVER LETTER PARA. 4
T=TREASURY, N=NON-TREASURY, S=SUBCONTRACTOR FUNDS & PROCUREMENT CARD HUB PURCHASES, TC=TERM CONTRACT, C=CONSOLIDATED. SEE PAGE 4 OF HUB REPORT FOR FUND TYPE DESCRIPTION.

303-GENERAL SERVICES COMMISSION-Heavy Construction Unadjusted Goal is 11.8%

FUND TYPE	TOTAL EXPENDITURES	TOTAL SPENT WITH NON-HUBS AMOUNT/%	TOTAL SPENT WITH **ADJ HUBS 6.6% AMOUNT/%	TOTAL SPENT WITH *OTHER HUBS 5.3% AMOUNT/%	ASIAN PACIFIC AMOUNT/%	**ADJUSTED HUB GOAL 6.6% BLACK AMOUNT/%	HISPANIC AMOUNT/%	NATIVE AMERICAN AMOUNT/%	*OTHER HUB GOAL 5.3% WOMAN AMOUNT/%
T									
N									
S									
TC									
C									

303-GENERAL SERVICES COMMISSION-Building Construction Unadjusted Goal is 26.1%

FUND TYPE	TOTAL EXPENDITURES	TOTAL SPENT WITH NON-HUBS	TOTAL SPENT WITH **ADJ HUBS 25.3%	TOTAL SPENT WITH *OTHER HUBS 1.6%	BLACK	**ADJUSTED HUB GOAL 26.1% HISPANIC	WOMAN	*OTHER HUB GOAL 1.0% ASIAN PACIFIC	NATIVE AMERICAN
T	\$62,785,854	\$53,663,593/85.4%	\$9,097,281/14.4%	\$24,880/.039%	\$15,419/.024%	\$8,563,703/13.6%	\$518,158/.825%	\$130/.000%	\$24,750/.039%
N									
S	***	***	\$6,067,113/9.66%	\$17,115/.027%	\$518,343/.825%	\$1,032,477/1.64%	\$4,516,293/7.19%		\$17,115/.027%
TC	\$1,820,180	\$1,800,119/98.8%	\$20,060/1.10%			\$14,738/.809%	\$5,322/.292%		
C	\$60,965,674	\$51,863,573/85.0%	\$15,144,334/24.8%	\$41,995/.068%	\$533,762/.875%	\$9,561,442/18.7%	\$5,029,130/8.24%	\$17,245/.028%	\$24,750/.040%

303-GENERAL SERVICES COMMISSION-Special Trade Unadjusted Goal is 57.2%

FUND TYPE	TOTAL EXPENDITURES	TOTAL SPENT WITH NON-HUBS	TOTAL SPENT WITH **ADJ HUBS 47.0%	TOTAL SPENT WITH *OTHER HUBS 10.2%	BLACK	**ADJUSTED HUB GOAL 47.0% HISPANIC	WOMAN	*OTHER HUB GOAL 10.2% ASIAN PACIFIC	NATIVE AMERICAN
T	\$13,315,940	\$10,918,459/82.0%	\$1,153,846/8.66%	\$1,242,635/9.33%	\$17,570/.131%	\$1,136,276/8.63%			\$1,242,635/9.33%
N									
S									
TC	\$183,653	\$12,766/6.59%	\$180,887/93.4%			\$180,887/93.4%			
C	\$13,122,286	\$10,906,692/83.1%	\$972,959/7.41%	\$1,242,635/9.46%	\$17,570/.133%	\$955,389/7.28%			\$1,242,635/9.48%

303-GENERAL SERVICES COMMISSION-Professional Services Unadjusted Goal is 20.0%

FUND TYPE	TOTAL EXPENDITURES	TOTAL SPENT WITH NON-HUBS	TOTAL SPENT WITH **ADJ HUBS 18.1%	TOTAL SPENT WITH *OTHER HUBS 1.8%	BLACK	**ADJUSTED HUB GOAL 18.1% HISPANIC	WOMAN	*OTHER HUB GOAL 1.8% ASIAN PACIFIC	NATIVE AMERICAN
T	\$2,812,718	\$2,558,962/91.3%	\$63,733/2.05%			\$15,398/.589%	\$38,334/1.46%		
N									
S									
TC	\$25	\$25/100%							
C	\$2,812,691	\$2,558,957/91.3%	\$63,733/2.05%			\$15,389/.589%	\$38,334/1.46%		

303-GENERAL SERVICES COMMISSION-Other Services Unadjusted Goal is 33.0%

FUND TYPE	TOTAL EXPENDITURES	TOTAL SPENT WITH NON-HUBS	TOTAL SPENT WITH **ADJ HUBS 33.0%	TOTAL SPENT WITH *OTHER HUBS 1.7%	ASIAN PACIFIC	**ADJUSTED HUB GOAL 33.0% BLACK	HISPANIC	NATIVE AMERICAN	WOMAN
T	\$15,728,786	\$13,267,039/84.3%	\$2,461,747/15.6%		\$1,118,721/7.11%	\$46,082/.283%	\$33,711/.214%	\$3,200/.020%	\$1,260,022/8.01%
N									
S	***	***	\$1,407/.269%						\$1,407/.269%
TC	\$107,373	\$102,461/85.4%	\$4,921/4.58%			\$129/.120%	\$3,977/3.70%		\$814/.758%
C	\$15,621,413	\$13,164,587/84.2%	\$2,458,233/15.7%		\$1,118,721/7.15%	\$45,953/.294%	\$29,734/.190%	\$3,200/.020%	\$1,260,625/8.06%

303-GENERAL SERVICES COMMISSION-Commodity Purchasing Unadjusted Goal is 12.6%

FUND TYPE	TOTAL EXPENDITURES	TOTAL SPENT WITH NON-HUBS	TOTAL SPENT WITH **ADJ HUBS 11.5%	TOTAL SPENT WITH *OTHER HUBS 1.1%	BLACK	**ADJUSTED HUB GOAL 11.5% HISPANIC	WOMAN	*OTHER HUB GOAL 1.1% ASIAN PACIFIC	NATIVE AMERICAN
T	\$13,261,811	\$10,616,210/80.0%	\$2,409,088/18.1%	\$236,501/1.78%	\$320,465/2.41%	\$301,273/2.27%	\$1,787,359/13.4%	\$236,319/1.78%	\$182/.001%
N									
S	***	***	\$338,180/38.3%	\$2,503/.284%	\$55,724/6.32%	\$58,127/6.59%	\$224,327/25.4%	\$2,089/.237%	\$413/.046%
TC	\$2,712,583	\$2,196,318/80.9%	\$507,889/18.7%	\$8,375/.308%	\$24,275/.894%	\$48,017/1.69%	\$437,596/16.1%	\$8,375/.308%	
C	\$10,549,227	\$8,419,892/79.8%	\$2,239,389/21.2%	\$230,629/2.18%	\$351,814/3.33%	\$313,384/2.97%	\$1,574,090/14.9%	\$230,033/2.18%	\$595/.005%

DB = DEBIT (NEGATIVE AMOUNT) * = OTHER HUBS ** = ADJUSTED HUBS *** = DOLLARS REPORTED BUT NOT SHOWN IN THESE COLUMNS. SEE COVER LETTER PARA. 4
T=TREASURY, N=NON-TREASURY, S=SUBCONTRACTOR FUNDS & PROCUREMENT CARD HUB PURCHASES, TC=TERM CONTRACT, C=CONSOLIDATED. SEE PAGE 4 OF HUB REPORT FOR FUND TYPE DESCRIPTION.

304-COMPTROLLER OF PUBLIC ACCOUNTS-Heavy Construction Unadjusted Goal is 11.9%

FUND TYPE	TOTAL EXPENDITURES	TOTAL SPENT WITH NON-HUBS AMOUNT/%	TOTAL SPENT WITH **ADJ. HUBS 6.6% AMOUNT/%	TOTAL SPENT WITH *OTHER HUBS 5.3% AMOUNT/%	ASIAN PACIFIC AMOUNT/%	**ADJUSTED HUB GOAL 6.6% BLACK AMOUNT/%	HISPANIC AMOUNT/%	NATIVE AMERICAN AMOUNT/%	*OTHER HUB GOAL 5.3% WOMAN AMOUNT/%
T									
N									
S									
-TC									
C									

304-COMPTROLLER OF PUBLIC ACCOUNTS-Building Construction Unadjusted Goal is 28.1%

FUND TYPE	TOTAL EXPENDITURES	TOTAL SPENT WITH NON-HUBS	TOTAL SPENT WITH **ADJ. HUBS 25.1% AMOUNT/%	TOTAL SPENT WITH *OTHER HUBS 1.0% AMOUNT/%	BLACK AMOUNT/%	**ADJUSTED HUB GOAL 25.1% HISPANIC AMOUNT/%	WOMAN AMOUNT/%	*OTHER HUB GOAL 1.0% ASIAN PACIFIC AMOUNT/%	NATIVE AMERICAN AMOUNT/%
T									
N									
S									
-TC									
C									

304-COMPTROLLER OF PUBLIC ACCOUNTS-Special Trade Unadjusted Goal is 57.2%

FUND TYPE	TOTAL EXPENDITURES	TOTAL SPENT WITH NON-HUBS	TOTAL SPENT WITH **ADJ. HUBS 47.0% AMOUNT/%	TOTAL SPENT WITH *OTHER HUBS 10.2% AMOUNT/%	BLACK AMOUNT/%	**ADJUSTED HUB GOAL 47.0% HISPANIC AMOUNT/%	ASIAN PACIFIC AMOUNT/%	NATIVE AMERICAN AMOUNT/%	WOMAN AMOUNT/%
T	\$292,452	\$247,455/84.6%	\$1,600/.547%	\$43,397/14.8%		\$1,600/.547%			\$43,397/14.8%
N									
S									
-TC									
C	\$292,452	\$247,455/84.6%	\$1,600/.547%	\$43,397/14.8%		\$1,600/.547%			\$43,397/14.8%

304-COMPTROLLER OF PUBLIC ACCOUNTS-Professional Services Unadjusted Goal is 20.0%

FUND TYPE	TOTAL EXPENDITURES	TOTAL SPENT WITH NON-HUBS	TOTAL SPENT WITH **ADJ. HUBS 18.1% AMOUNT/%	TOTAL SPENT WITH *OTHER HUBS 1.9% AMOUNT/%	BLACK AMOUNT/%	**ADJUSTED HUB GOAL 18.1% HISPANIC AMOUNT/%	WOMAN AMOUNT/%	*OTHER HUB GOAL 1.9% ASIAN PACIFIC AMOUNT/%	NATIVE AMERICAN AMOUNT/%
T	\$1,194,420	\$487,926/40.8%	\$706,494/58.1%		\$22,342/1.87%	\$34,770/2.91%	\$648,381/54.3%		
N									
S									
-TC									
C	\$1,194,420	\$487,926/40.8%	\$706,494/58.1%		\$22,342/1.87%	\$34,770/2.91%	\$648,381/54.3%		

304-COMPTROLLER OF PUBLIC ACCOUNTS-Other Services Unadjusted Goal is 33.0%

FUND TYPE	TOTAL EXPENDITURES	TOTAL SPENT WITH NON-HUBS	TOTAL SPENT WITH **ADJ. HUBS 33.0% AMOUNT/%	ASIAN PACIFIC AMOUNT/%	BLACK AMOUNT/%	**ADJUSTED HUB GOAL 33.0% HISPANIC AMOUNT/%	NATIVE AMERICAN AMOUNT/%	WOMAN AMOUNT/%
T	\$33,950,640	\$17,734,046/52.2%	\$16,216,594/47.7%	\$246,244/.725%	\$1,338,758/3.94%	\$1,971,135/5.80%		\$12,660,455/37.2%
N								
S	***	***	\$105,272/9.10%					\$105,272/9.10%
-TC	\$328,336	\$307,320/93.6%	\$21,018/6.40%			\$18,518/5.83%		\$2,500/.761%
C	\$33,622,303	\$17,426,726/51.8%	\$16,300,850/48.4%	\$246,244/.732%	\$1,338,758/3.98%	\$1,952,618/5.80%		\$12,763,228/37.9%

304-COMPTROLLER OF PUBLIC ACCOUNTS-Commodity Purchasing Unadjusted Goal is 12.6%

FUND TYPE	TOTAL EXPENDITURES	TOTAL SPENT WITH NON-HUBS	TOTAL SPENT WITH **ADJ. HUBS 11.5% AMOUNT/%	TOTAL SPENT WITH *OTHER HUBS 1.1% AMOUNT/%	BLACK AMOUNT/%	**ADJUSTED HUB GOAL 11.5% HISPANIC AMOUNT/%	WOMAN AMOUNT/%	*OTHER HUB GOAL 1.1% ASIAN PACIFIC AMOUNT/%	NATIVE AMERICAN AMOUNT/%
T	\$14,862,429	\$12,637,483/85.0%	\$1,699,370/11.4%	\$526,574/3.53%	\$82,630/.556%	\$564,722/3.73%	\$1,062,017/7.14%	\$623,313/3.52%	\$2,261/.015%
N									
S	***	***	\$131,175/43.2%		\$27,858/9.19%	\$3,114/1.02%	\$100,202/33.0%		
-TC	\$1,281,097	\$1,237,774/96.6%	\$43,140/3.36%	\$182/.014%			\$43,140/3.36%		\$182/.014%
C	\$13,581,332	\$11,399,709/83.9%	\$1,787,405/13.1%	\$626,392/3.86%	\$110,489/.812%	\$567,836/4.10%	\$1,119,079/8.23%	\$623,131/3.85%	\$2,261/.016%

DB = DEBIT (NEGATIVE AMOUNT) * = OTHER HUBS ** = ADJUSTED HUBS *** = DOLLARS REPORTED BUT NOT SHOWN IN THESE COLUMNS. SEE COVER LETTER PARA. 4
T=TREASURY, N=NON-TREASURY, S=SUBCONTRACTOR FUNDS & PROCUREMENT CARD HUB PURCHASES, TC=TERM CONTRACT, C=CONSOLIDATED. SEE PAGE 4 OF HUB REPORT FOR FUND TYPE DESCRIPTION.

305-GENERAL LAND OFFICE-Heavy Construction Unadjusted Goal is 11.8%

FUND TYPE	TOTAL EXPENDITURES	TOTAL SPENT WITH NON-HUBS AMOUNT/%	TOTAL SPENT WITH **ADJ. HUBS 5.6% AMOUNT/%	TOTAL SPENT WITH *OTHER HUBS 5.3% AMOUNT/%	ASIAN PACIFIC AMOUNT/%	**ADJUSTED HUB GOAL 6.6% BLACK AMOUNT/%	HISPANIC AMOUNT/%	NATIVE AMERICAN AMOUNT/%	*OTHER HUB GOAL 5.3% WOMAN AMOUNT/%
T									
N									
S									
-TC									
C									

305-GENERAL LAND OFFICE-Building Construction Unadjusted Goal is 26.1%

FUND TYPE	TOTAL EXPENDITURES	TOTAL SPENT WITH NON-HUBS	TOTAL SPENT WITH **ADJ. HUBS 26.1% AMOUNT/%	TOTAL SPENT WITH *OTHER HUBS 1.0% AMOUNT/%	BLACK AMOUNT/%	**ADJUSTED HUB GOAL 25.1% HISPANIC AMOUNT/%	WOMAN AMOUNT/%	*OTHER HUB GOAL 1.0% ASIAN PACIFIC AMOUNT/%	NATIVE AMERICAN AMOUNT/%
T	\$6,659,331	\$6,636,685/99.6%	\$22,546/.340%				\$22,546/.340%		
N									
S	***	***	\$429,749/6.45%	\$550/.008%		\$9,564/.143%	\$420,184/6.30%	\$550/.008%	
-TC									
C	\$6,659,331	\$6,635,685/99.6%	\$452,395/6.79%	\$550/.008%		\$9,564/.143%	\$442,830/6.64%	\$550/.008%	

305-GENERAL LAND OFFICE-Special Trade Unadjusted Goal is 57.2%

FUND TYPE	TOTAL EXPENDITURES	TOTAL SPENT WITH NON-HUBS	TOTAL SPENT WITH **ADJ. HUBS 47.0% AMOUNT/%	TOTAL SPENT WITH *OTHER HUBS 10.2% AMOUNT/%	BLACK AMOUNT/%	**ADJUSTED HUB GOAL 47.0% HISPANIC AMOUNT/%	ASIAN PACIFIC AMOUNT/%	*OTHER HUB GOAL 10.2% NATIVE AMERICAN AMOUNT/%	WOMAN AMOUNT/%
T	\$46,562	\$46,562/100%							
N									
S									
-TC									
C	\$46,562	\$46,562/100%							

305-GENERAL LAND OFFICE-Professional Services Unadjusted Goal is 20.0%

FUND TYPE	TOTAL EXPENDITURES	TOTAL SPENT WITH NON-HUBS	TOTAL SPENT WITH **ADJ. HUBS 18.1% AMOUNT/%	TOTAL SPENT WITH *OTHER HUBS 1.9% AMOUNT/%	BLACK AMOUNT/%	**ADJUSTED HUB GOAL 18.1% HISPANIC AMOUNT/%	WOMAN AMOUNT/%	*OTHER HUB GOAL 1.9% ASIAN PACIFIC AMOUNT/%	NATIVE AMERICAN AMOUNT/%
T	\$1,172,254	\$1,150,656/98.1%	\$21,597/1.84%				\$21,597/1.84%		
N									
S									
-TC									
C	\$1,172,254	\$1,150,656/98.1%	\$21,597/1.84%			\$21,597/1.84%			

305-GENERAL LAND OFFICE-Other Services Unadjusted Goal is 33.0%

FUND TYPE	TOTAL EXPENDITURES	TOTAL SPENT WITH NON-HUBS	TOTAL SPENT WITH **ADJ. HUBS 33.0% AMOUNT/%	ASIAN PACIFIC AMOUNT/%	BLACK AMOUNT/%	**ADJUSTED HUB GOAL 33.0% HISPANIC AMOUNT/%	NATIVE AMERICAN AMOUNT/%	WOMAN AMOUNT/%
T	\$4,461,257	\$3,441,290/77.1%	\$1,019,967/22.8%	\$36,552/.819%	\$62,402/1.39%	\$563,036/12.6%	\$10,201/.228%	\$347,774/7.79%
N								
S								
-TC	\$108,447	\$100,924/93.0%	\$7,523/6.93%		\$89/.082%			\$7,434/6.85%
C	\$4,352,810	\$3,340,365/76.7%	\$1,012,444/23.2%	\$36,552/.838%	\$62,313/1.43%	\$563,036/12.9%	\$10,201/.234%	\$340,340/7.81%

305-GENERAL LAND OFFICE-Commodity Purchasing Unadjusted Goal is 12.6%

FUND TYPE	TOTAL EXPENDITURES	TOTAL SPENT WITH NON-HUBS	TOTAL SPENT WITH **ADJ. HUBS 11.5% AMOUNT/%	TOTAL SPENT WITH *OTHER HUBS 1.1% AMOUNT/%	BLACK AMOUNT/%	**ADJUSTED HUB GOAL 11.5% HISPANIC AMOUNT/%	WOMAN AMOUNT/%	*OTHER HUB GOAL 1.1% ASIAN PACIFIC AMOUNT/%	NATIVE AMERICAN AMOUNT/%
T	\$2,850,318	\$1,661,995/58.3%	\$894,003/31.3%	\$294,317/10.3%	\$134,604/4.72%	\$92,843/3.25%	\$666,355/23.1%	\$291,691/10.2%	\$2,626/.092%
N									
S									
-TC	\$279,931	\$274,593/98.0%	\$2,711/5.05%	\$539/1.00%	\$335/.626%	\$1,607/2.98%	\$767/1.43%	\$404/.753%	\$135/.253%
C	\$2,570,385	\$1,387,402/53.9%	\$892,147/34.7%	\$294,085/11.4%	\$133,355/5.18%	\$94,164/3.66%	\$664,627/25.8%	\$292,095/11.3%	\$1,990/.077%

DB = DEBIT (NEGATIVE AMOUNT) * = OTHER HUBS ** = ADJUSTED HUBS *** = DOLLARS REPORTED BUT NOT SHOWN IN THESE COLUMNS. SEE COVER LETTER PARA. 4
T-TREASURY, N-NON-TREASURY, S-SUBCONTRACTOR FUNDS & PROCUREMENT CARD, HUB PURCHASES, TC-TERM CONTRACT, C-CONSOLIDATED. SEE PAGE 4 OF HUB REPORT FOR FUND TYPE DESCRIPTION.

306-LIBRARY AND ARCHIVES COMMISSION-Heavy Construction Unadjusted Goal is 11.9%

FUND TYPE	TOTAL EXPENDITURES	TOTAL SPENT WITH NON-HUBS AMOUNT/%	TOTAL SPENT WITH **ADJ. HUBS 5.8% AMOUNT/%	TOTAL SPENT WITH *OTHER HUBS 5.1% AMOUNT/%	ASIAN PACIFIC AMOUNT/%	**ADJUSTED HUB GOAL 6.6% BLACK AMOUNT/%	HISPANIC AMOUNT/%	NATIVE AMERICAN AMOUNT/%	*OTHER HUB GOAL 5.3% WOMAN AMOUNT/%
-----------	--------------------	------------------------------------	--	--	------------------------	--	-------------------	--------------------------	--

T
N
S
-TC

C

306-LIBRARY AND ARCHIVES COMMISSION-Building Construction Unadjusted Goal is 26.1%

FUND TYPE	TOTAL EXPENDITURES	TOTAL SPENT WITH NON-HUBS	TOTAL SPENT WITH **ADJ. HUBS 25.1%	TOTAL SPENT WITH *OTHER HUBS 1.0%	BLACK	**ADJUSTED HUB GOAL 25.1% HISPANIC	WOMAN	*OTHER HUB GOAL 1.0% ASIAN PACIFIC	NATIVE AMERICAN
-----------	--------------------	---------------------------	------------------------------------	-----------------------------------	-------	---------------------------------------	-------	---------------------------------------	-----------------

T
N
S
-TC

C

306-LIBRARY AND ARCHIVES COMMISSION-Special Trade Unadjusted Goal is 57.2%

FUND TYPE	TOTAL EXPENDITURES	TOTAL SPENT WITH NON-HUBS	TOTAL SPENT WITH **ADJ. HUBS 47.0%	TOTAL SPENT WITH *OTHER HUBS 10.2%	BLACK	**ADJUSTED HUB GOAL 47.0% HISPANIC	ASIAN PACIFIC	NATIVE AMERICAN	WOMAN
-----------	--------------------	---------------------------	------------------------------------	------------------------------------	-------	---------------------------------------	---------------	-----------------	-------

T
N
S
-TC

C

306-LIBRARY AND ARCHIVES COMMISSION-Professional Services Unadjusted Goal is 20.0%

FUND TYPE	TOTAL EXPENDITURES	TOTAL SPENT WITH NON-HUBS	TOTAL SPENT WITH **ADJ. HUBS 18.1%	TOTAL SPENT WITH *OTHER HUBS 1.9%	BLACK	**ADJUSTED HUB GOAL 18.1% HISPANIC	WOMAN	*OTHER HUB GOAL 1.9% ASIAN PACIFIC	NATIVE AMERICAN
-----------	--------------------	---------------------------	------------------------------------	-----------------------------------	-------	---------------------------------------	-------	---------------------------------------	-----------------

T
N
S
-TC

C

306-LIBRARY AND ARCHIVES COMMISSION-Other Services Unadjusted Goal is 33.0%

FUND TYPE	TOTAL EXPENDITURES	TOTAL SPENT WITH NON-HUBS	TOTAL SPENT WITH **ADJ. HUBS 33.0%	ASIAN PACIFIC	BLACK	**ADJUSTED HUB GOAL 33.0% HISPANIC	NATIVE AMERICAN	WOMAN
-----------	--------------------	---------------------------	------------------------------------	---------------	-------	---------------------------------------	-----------------	-------

T
N
S
-TC

C

306-LIBRARY AND ARCHIVES COMMISSION-Commodity Purchasing Unadjusted Goal is 12.6%

FUND TYPE	TOTAL EXPENDITURES	TOTAL SPENT WITH NON-HUBS	TOTAL SPENT WITH **ADJ. HUBS 11.5%	TOTAL SPENT WITH *OTHER HUBS 1.1%	BLACK	**ADJUSTED HUB GOAL 11.5% HISPANIC	WOMAN	*OTHER HUB GOAL 1.1% ASIAN PACIFIC	NATIVE AMERICAN
-----------	--------------------	---------------------------	------------------------------------	-----------------------------------	-------	---------------------------------------	-------	---------------------------------------	-----------------

T
N
S
-TC

C

DB = DEBIT (NEGATIVE AMOUNT) * = OTHER HUBS ** = ADJUSTED HUBS *** = DOLLARS REPORTED BUT NOT SHOWN IN THESE COLUMNS. SEE COVER LETTER PARA. 4
T=TREASURY, N=NON-TREASURY, S=SUBCONTRACTOR FUNDS & PROCUREMENT CARD HUB PURCHASES, TC=TERM CONTRACT, C=CONSOLIDATED. SEE PAGE 4 OF HUB REPORT FOR FUND TYPE DESCRIPTION.

307-SECRETARY OF STATE-Heavy Construction Unadjusted Goal is 11.9%

FUND TYPE	TOTAL EXPENDITURES	TOTAL SPENT WITH NON-HUBS AMOUNT/%	TOTAL SPENT WITH **ADJ. HUBS 6.6% AMOUNT/%	TOTAL SPENT WITH *OTHER HUBS 5.3% AMOUNT/%	ASIAN PACIFIC AMOUNT/%	BLACK AMOUNT/%	HISPANIC AMOUNT/%	NATIVE AMERICAN AMOUNT/%	*OTHER HUB GOAL 5.3% WOMAN AMOUNT/%
T									
N									
S									
-TC									
C									

307-SECRETARY OF STATE-Building Construction Unadjusted Goal is 26.1%

FUND TYPE	TOTAL EXPENDITURES	TOTAL SPENT WITH NON-HUBS	TOTAL SPENT WITH **ADJ. HUBS 25.1%	TOTAL SPENT WITH *OTHER HUBS 1.0%	BLACK	HISPANIC	WOMAN	*OTHER HUB GOAL 1.0% ASIAN PACIFIC NATIVE AMERICAN
T								
N								
S								
-TC								
C								

307-SECRETARY OF STATE-Special Trade Unadjusted Goal is 57.2%

FUND TYPE	TOTAL EXPENDITURES	TOTAL SPENT WITH NON-HUBS	TOTAL SPENT WITH **ADJ. HUBS 47.0%	TOTAL SPENT WITH *OTHER HUBS 10.2%	BLACK	HISPANIC	ASIAN PACIFIC	NATIVE AMERICAN	WOMAN
T	\$377	\$227/60.2%		\$150/39.7%					\$150/39.7%
N									
S									
-TC									
C	\$377	\$227/60.2%		\$150/39.7%					\$150/39.7%

307-SECRETARY OF STATE-Professional Services Unadjusted Goal is 20.0%

FUND TYPE	TOTAL EXPENDITURES	TOTAL SPENT WITH NON-HUBS	TOTAL SPENT WITH **ADJ. HUBS 18.1%	TOTAL SPENT WITH *OTHER HUBS 1.9%	BLACK	HISPANIC	WOMAN	*OTHER HUB GOAL 1.9% ASIAN PACIFIC NATIVE AMERICAN
T								
N								
S								
-TC								
C								

307-SECRETARY OF STATE-Other Services Unadjusted Goal is 33.0%

FUND TYPE	TOTAL EXPENDITURES	TOTAL SPENT WITH NON-HUBS	TOTAL SPENT WITH **ADJ. HUBS 33.0%	ASIAN PACIFIC	BLACK	HISPANIC	NATIVE AMERICAN	WOMAN
T	\$1,702,318	\$1,570,206/92.2%	\$122,112/7.76%	\$8,959/526%	\$35,070/2.06%	\$7,619/447%		\$80,483/4.72%
N								
S								
-TC	\$91,415	\$89,356/97.7%	\$2,058/2.25%					\$2,058/2.25%
C	\$1,610,903	\$1,480,849/91.9%	\$130,053/8.07%	\$8,959/556%	\$35,070/2.17%	\$7,619/473%		\$78,405/4.96%

307-SECRETARY OF STATE-Commodity Purchasing Unadjusted Goal is 12.6%

FUND TYPE	TOTAL EXPENDITURES	TOTAL SPENT WITH NON-HUBS	TOTAL SPENT WITH **ADJ. HUBS 11.3%	TOTAL SPENT WITH *OTHER HUBS 1.1%	BLACK	HISPANIC	WOMAN	*OTHER HUB GOAL 1.1% ASIAN PACIFIC NATIVE AMERICAN
T	\$770,220	\$487,236/63.2%	\$136,931/17.7%	\$146,052/18.9%	\$19,868/2.57%	\$32,191/4.17%	\$84,871/11.0%	\$145,920/18.9%
N								
S								
-TC	\$91,524	\$75,156/82.1%	\$15,336/16.7%	\$1,031/1.12%			\$15,336/18.7%	\$1,031/1.12%
C	\$678,696	\$412,079/60.7%	\$121,594/17.9%	\$145,021/21.3%	\$19,268/2.92%	\$32,191/4.74%	\$69,534/10.2%	\$144,889/21.3%

DB = DEBIT (NEGATIVE AMOUNT) * = OTHER HUBS ** = ADJUSTED HUBS *** = DOLLARS REPORTED BUT NOT SHOWN IN THESE COLUMNS. SEE COVER LETTER PARA. 4
T=TREASURY, N=NON-TREASURY, S=SUBCONTRACTOR FUNDS & PROCUREMENT CARD HUB PURCHASES, TC=TERM CONTRACT, C=CONSOLIDATED. SEE PAGE 4 OF HUB REPORT FOR FUND TYPE DESCRIPTION.

308-STATE AUDITOR-Heavy Construction Unadjusted Goal is 11.9%

FUND TYPE	TOTAL EXPENDITURES	TOTAL SPENT WITH NON-HUBS AMOUNT/%	TOTAL SPENT WITH **ADJ. HUBS 6.6% AMOUNT/%	TOTAL SPENT WITH *OTHER HUBS 5.3% AMOUNT/%	ASIAN PACIFIC AMOUNT/%	**ADJUSTED HUB GOAL 6.6% BLACK AMOUNT/%	HISPANIC AMOUNT/%	NATIVE AMERICAN AMOUNT/%	*OTHER HUB GOAL 5.3% WOMAN AMOUNT/%
-----------	--------------------	------------------------------------	--	--	------------------------	--	-------------------	--------------------------	--

T
N
S
-TC
C

308-STATE AUDITOR-Building Construction Unadjusted Goal is 26.1%

FUND TYPE	TOTAL EXPENDITURES	TOTAL SPENT WITH NON-HUBS	TOTAL SPENT WITH **ADJ. HUBS 25.1%	TOTAL SPENT WITH *OTHER HUBS 1.0%	BLACK	**ADJUSTED HUB GOAL 25.1% HISPANIC	WOMAN	*OTHER HUB GOAL 1.0% ASIAN PACIFIC	NATIVE AMERICAN
-----------	--------------------	---------------------------	------------------------------------	-----------------------------------	-------	---------------------------------------	-------	---------------------------------------	-----------------

T
N
S
-TC
C

308-STATE AUDITOR-Special Trade Unadjusted Goal is 57.2%

FUND TYPE	TOTAL EXPENDITURES	TOTAL SPENT WITH NON-HUBS	TOTAL SPENT WITH **ADJ. HUBS 47.0%	TOTAL SPENT WITH *OTHER HUBS 10.2%	BLACK	**ADJUSTED HUB GOAL 47.0% HISPANIC	ASIAN PACIFIC	*OTHER HUB GOAL 10.2% NATIVE AMERICAN	WOMAN
-----------	--------------------	---------------------------	------------------------------------	------------------------------------	-------	---------------------------------------	---------------	--	-------

T
N
S
-TC
C

308-STATE AUDITOR-Professional Services Unadjusted Goal is 20.0%

FUND TYPE	TOTAL EXPENDITURES	TOTAL SPENT WITH NON-HUBS	TOTAL SPENT WITH **ADJ. HUBS 16.1%	TOTAL SPENT WITH *OTHER HUBS 3.9%	BLACK	**ADJUSTED HUB GOAL 16.1% HISPANIC	WOMAN	*OTHER HUB GOAL 1.9% ASIAN PACIFIC	NATIVE AMERICAN
-----------	--------------------	---------------------------	------------------------------------	-----------------------------------	-------	---------------------------------------	-------	---------------------------------------	-----------------

T
N
S
-TC
C

308-STATE AUDITOR-Other Services Unadjusted Goal is 33.0%

FUND TYPE	TOTAL EXPENDITURES	TOTAL SPENT WITH NON-HUBS	TOTAL SPENT WITH **ADJ. HUBS 33.0%	ASIAN PACIFIC	**ADJUSTED HUB GOAL 33.0% BLACK	HISPANIC	NATIVE AMERICAN	WOMAN
-----------	--------------------	---------------------------	------------------------------------	---------------	------------------------------------	----------	-----------------	-------

T
N
S
-TC
C

308-STATE AUDITOR-Commodity Purchasing Unadjusted Goal is 12.6%

FUND TYPE	TOTAL EXPENDITURES	TOTAL SPENT WITH NON-HUBS	TOTAL SPENT WITH **ADJ. HUBS 11.3%	TOTAL SPENT WITH *OTHER HUBS 1.3%	BLACK	**ADJUSTED HUB GOAL 11.5% HISPANIC	WOMAN	*OTHER HUB GOAL 1.1% ASIAN PACIFIC	NATIVE AMERICAN
-----------	--------------------	---------------------------	------------------------------------	-----------------------------------	-------	---------------------------------------	-------	---------------------------------------	-----------------

T
N
S
-TC
C

DB = DEBIT (NEGATIVE AMOUNT) * = OTHER HUBS ** = ADJUSTED HUBS *** = DOLLARS REPORTED BUT NOT SHOWN IN THESE COLUMNS. SEE COVER LETTER PARA. 4
T=TREASURY, N=NON-TREASURY, S=SUBCONTRACTOR FUNDS & PROCUREMENT CARD HUB PURCHASES, TC=TERM CONTRACT, C=CONSOLIDATED. SEE PAGE 4 OF HUB REPORT FOR FUND TYPE DESCRIPTION.

311-Fiscal Reporting - Treasury-Heavy Construction Unadjusted Goal is 11.9%

FUND TYPE	TOTAL EXPENDITURES	TOTAL SPENT WITH NON-HUBS AMOUNT/%	TOTAL SPENT WITH **ADJ HUBS 6.6% AMOUNT/%	TOTAL SPENT WITH *OTHER HUBS 5.3% AMOUNT/%	ASIAN PACIFIC AMOUNT/%	BLACK AMOUNT/%	HISPANIC AMOUNT/%	NATIVE AMERICAN AMOUNT/%	*OTHER HUB GOAL 5.3% WOMAN AMOUNT/%
T									
N									
S									
-TC									
C									

311-Fiscal Reporting - Treasury-Building Construction Unadjusted Goal is 26.1%

FUND TYPE	TOTAL EXPENDITURES	TOTAL SPENT WITH NON-HUBS	TOTAL SPENT WITH **ADJ HUBS 25.1%	TOTAL SPENT WITH *OTHER HUBS 1.0%	BLACK	HISPANIC	WOMAN	ASIAN PACIFIC	NATIVE AMERICAN
T									
N									
S									
-TC									
C									

311-Fiscal Reporting - Treasury-Special Trade Unadjusted Goal is 57.2%

FUND TYPE	TOTAL EXPENDITURES	TOTAL SPENT WITH NON-HUBS	TOTAL SPENT WITH **ADJ HUBS 47.0%	TOTAL SPENT WITH *OTHER HUBS 10.2%	BLACK	HISPANIC	ASIAN PACIFIC	NATIVE AMERICAN	WOMAN
T									
N									
S									
-TC									
C									

311-Fiscal Reporting - Treasury-Professional Services Unadjusted Goal is 20.0%

FUND TYPE	TOTAL EXPENDITURES	TOTAL SPENT WITH NON-HUBS	TOTAL SPENT WITH **ADJ HUBS 18.1%	TOTAL SPENT WITH *OTHER HUBS 1.9%	BLACK	HISPANIC	WOMAN	ASIAN PACIFIC	NATIVE AMERICAN
T	\$196,730	\$196,730/100 %							
N									
S									
-TC									
C	\$196,730	\$196,730/100 %							

311-Fiscal Reporting - Treasury-Other Services Unadjusted Goal is 33.0%

FUND TYPE	TOTAL EXPENDITURES	TOTAL SPENT WITH NON-HUBS	TOTAL SPENT WITH **ADJ HUBS 33.0%	ASIAN PACIFIC	BLACK	HISPANIC	NATIVE AMERICAN	WOMAN
T	\$800	\$900/100 %						
N								
S								
-TC								
C	\$800	\$900/100 %						

311-Fiscal Reporting - Treasury-Commodity Purchasing Unadjusted Goal is 12.6%

FUND TYPE	TOTAL EXPENDITURES	TOTAL SPENT WITH NON-HUBS	TOTAL SPENT WITH **ADJ HUBS 11.5%	TOTAL SPENT WITH *OTHER HUBS 1.1%	BLACK	HISPANIC	WOMAN	ASIAN PACIFIC	NATIVE AMERICAN
T	\$4,424	\$4,424/100 %							
N									
S									
-TC									
C	\$4,424	\$4,424/100 %							

DB = DEBIT (NEGATIVE AMOUNT) * = OTHER HUBS ** = ADJUSTED HUBS *** = DOLLARS REPORTED BUT NOT SHOWN IN THESE COLUMNS. SEE COVER LETTER PARA. 4
T-TREASURY, N=NON-TREASURY, S-SUBCONTRACTOR FUNDS & PROCUREMENT CARD HUB PURCHASES, TC-TERM CONTRACT, C=CONSOLIDATED. SEE PAGE 4 OF HUB REPORT FOR FUND TYPE DESCRIPTION.

312-STATE SECURITIES BOARD-Heavy Construction Unadjusted Goal is 11.9%

FUND TYPE	TOTAL EXPENDITURES	TOTAL SPENT WITH NON-HUBS AMOUNT/%	TOTAL SPENT WITH **ADJ. HUBS 6.9% AMOUNT/%	TOTAL SPENT WITH *OTHER HUBS 5.3% AMOUNT/%	ASIAN PACIFIC AMOUNT/%	**ADJUSTED HUB GOAL 6.6% BLACK AMOUNT/%	HISPANIC AMOUNT/%	NATIVE AMERICAN AMOUNT/%	*OTHER HUB GOAL 5.3% WOMAN AMOUNT/%
T									
N									
S									
-TC									
C									

312-STATE SECURITIES BOARD-Building Construction Unadjusted Goal is 26.1%

FUND TYPE	TOTAL EXPENDITURES	TOTAL SPENT WITH NON-HUBS	TOTAL SPENT WITH **ADJ. HUBS 25.1%	TOTAL SPENT WITH *OTHER HUBS 1.0%	BLACK	**ADJUSTED HUB GOAL 25.1% HISPANIC	WOMAN	*OTHER HUB GOAL 1.0% ASIAN PACIFIC	NATIVE AMERICAN
T									
N									
S									
-TC									
C									

312-STATE SECURITIES BOARD-Special Trade Unadjusted Goal is 57.2%

FUND TYPE	TOTAL EXPENDITURES	TOTAL SPENT WITH NON-HUBS	TOTAL SPENT WITH **ADJ. HUBS 47.0%	TOTAL SPENT WITH *OTHER HUBS 10.2%	BLACK	**ADJUSTED HUB GOAL 47.0% HISPANIC	ASIAN PACIFIC	*OTHER HUB GOAL 10.2% NATIVE AMERICAN	WOMAN
T									
N									
S									
-TC									
C									

312-STATE SECURITIES BOARD-Professional Services Unadjusted Goal is 20.0%

FUND TYPE	TOTAL EXPENDITURES	TOTAL SPENT WITH NON-HUBS	TOTAL SPENT WITH **ADJ. HUBS 18.1%	TOTAL SPENT WITH *OTHER HUBS 1.9%	BLACK	**ADJUSTED HUB GOAL 18.1% HISPANIC	WOMAN	*OTHER HUB GOAL 1.9% ASIAN PACIFIC	NATIVE AMERICAN
T	\$19,375	\$19,375/100 %							
N									
S									
-TC									
C	\$19,375	\$19,375/100 %							

312-STATE SECURITIES BOARD-Other Services Unadjusted Goal is 33.0%

FUND TYPE	TOTAL EXPENDITURES	TOTAL SPENT WITH NON-HUBS	TOTAL SPENT WITH **ADJ. HUBS 33.0%	TOTAL SPENT WITH *OTHER HUBS 1.1%	ASIAN PACIFIC	**ADJUSTED HUB GOAL 33.0% BLACK	HISPANIC	NATIVE AMERICAN	WOMAN
T	\$104,698	\$104,007/99.1%	\$690/.84%				\$206/.196%		\$804/.652%
N									
S									
-TC	\$6,371	\$6,227/97.7%	\$144/2.26%						\$144/2.26%
C	\$98,526	\$97,780/99.2%	\$748/.757%				\$206/.208%		\$540/.548%

312-STATE SECURITIES BOARD-Commodity Purchasing Unadjusted Goal is 12.6%

FUND TYPE	TOTAL EXPENDITURES	TOTAL SPENT WITH NON-HUBS	TOTAL SPENT WITH **ADJ. HUBS 11.5%	TOTAL SPENT WITH *OTHER HUBS 1.1%	BLACK	**ADJUSTED HUB GOAL 11.5% HISPANIC	WOMAN	*OTHER HUB GOAL 1.1% ASIAN PACIFIC	NATIVE AMERICAN
T	\$74,384	\$34,419/46.2%	\$20,314/27.3%	\$19,650/26.4%	\$1,358/1.82%	\$14,336/19.2%	\$4,819/6.21%		\$19,650/26.4%
N									
S									
-TC	\$17,628	\$15,655/88.8%	\$1,982/11.1%		\$1,358/7.70%		\$604/3.42%		
C	\$56,756	\$18,754/33.0%	\$18,351/32.3%	\$19,650/34.6%		\$14,336/25.2%	\$4,015/7.07%		\$19,650/34.6%

DB = DEBIT (NEGATIVE AMOUNT) * = OTHER HUBS ** = ADJUSTED HUBS *** = DOLLARS REPORTED BUT NOT SHOWN IN THESE COLUMNS. SEE COVER LETTER PARA. 4
T-TREASURY, N=NON-TREASURY, S-SUBCONTRACTOR FUNDS & PROCUREMENT CARD HUB PURCHASES, TC-TERM CONTRACT, C-CONSOLIDATED. SEE PAGE 4 OF HUB REPORT FOR FUND TYPE DESCRIPTION.

313-DEPARTMENT OF INFORMATION RESOURCES-Heavy Construction Unadjusted Goal is 11.9%

FUND TYPE	TOTAL EXPENDITURES	TOTAL SPENT WITH NON-HUBS AMOUNT/%	TOTAL SPENT WITH **ADJ. HUBS 6.6% AMOUNT/%	TOTAL SPENT WITH *OTHER HUBS 5.3% AMOUNT/%	ASIAN PACIFIC AMOUNT/%	BLACK AMOUNT/%	HISPANIC AMOUNT/%	NATIVE AMERICAN AMOUNT/%	*OTHER HUB GOAL 5.3% WOMAN AMOUNT/%
T									
N									
S									
-TC									
C									

313-DEPARTMENT OF INFORMATION RESOURCES-Building Construction Unadjusted Goal is 26.1%

FUND TYPE	TOTAL EXPENDITURES	TOTAL SPENT WITH NON-HUBS	TOTAL SPENT WITH **ADJ. HUBS 25.1%	TOTAL SPENT WITH *OTHER HUBS 1.0%	BLACK	HISPANIC	WOMAN	ASIAN PACIFIC	NATIVE AMERICAN
T									
N									
S									
-TC									
C									

313-DEPARTMENT OF INFORMATION RESOURCES-Special Trade Unadjusted Goal is 57.2%

FUND TYPE	TOTAL EXPENDITURES	TOTAL SPENT WITH NON-HUBS	TOTAL SPENT WITH **ADJ. HUBS 47.0%	TOTAL SPENT WITH *OTHER HUBS 10.2%	BLACK	HISPANIC	ASIAN PACIFIC	NATIVE AMERICAN	WOMAN
T									
N									
S									
-TC									
C									

313-DEPARTMENT OF INFORMATION RESOURCES-Professional Services Unadjusted Goal is 20.0%

FUND TYPE	TOTAL EXPENDITURES	TOTAL SPENT WITH NON-HUBS	TOTAL SPENT WITH **ADJ. HUBS 18.1%	TOTAL SPENT WITH *OTHER HUBS 1.9%	BLACK	HISPANIC	WOMAN	ASIAN PACIFIC	NATIVE AMERICAN
T	\$70,991	\$70,991/100 %							
N									
S									
-TC									
C	\$70,991	\$70,991/100 %							

313-DEPARTMENT OF INFORMATION RESOURCES-Other Services Unadjusted Goal is 33.0%

FUND TYPE	TOTAL EXPENDITURES	TOTAL SPENT WITH NON-HUBS	TOTAL SPENT WITH **ADJ. HUBS 33.0%	TOTAL SPENT WITH *OTHER HUBS 1.1%	ASIAN PACIFIC	BLACK	HISPANIC	NATIVE AMERICAN	WOMAN
T	\$23,239,125	\$14,696,815/63.2%	\$8,542,310/36.7%		\$455,380/1.95%	\$87,753/.377%	\$1,876,195/7.21%		\$6,322,481/27.2%
N									
S									
-TC	\$2,778,847	\$2,774,581/99.8%	\$5,265/.188%		\$4,900/.176%				\$365/.013%
C	\$20,459,278	\$11,922,233/58.2%	\$8,537,045/41.7%		\$450,980/2.20%	\$87,753/.428%	\$1,876,195/8.19%		\$6,322,115/30.9%

313-DEPARTMENT OF INFORMATION RESOURCES-Commodity Purchasing Unadjusted Goal is 12.8%

FUND TYPE	TOTAL EXPENDITURES	TOTAL SPENT WITH NON-HUBS	TOTAL SPENT WITH **ADJ. HUBS 11.5%	TOTAL SPENT WITH *OTHER HUBS 1.1%	BLACK	HISPANIC	WOMAN	ASIAN PACIFIC	NATIVE AMERICAN
T	\$47,826,421	\$21,125,265/44.1%	\$9,252,563/19.3%	\$17,448,592/36.4%	\$4,755,557/9.95%	\$2,730,968/5.71%	\$1,766,037/3.69%	\$17,448,592/36.4%	
N									
S									
-TC	\$77,811	\$77,611/100 %							
C	\$47,748,609	\$21,047,653/44.0%	\$9,252,563/19.3%	\$17,448,592/36.5%	\$4,755,557/9.95%	\$2,730,968/5.71%	\$1,766,037/3.68%	\$17,448,592/36.5%	

DR = DEBIT (NEGATIVE AMOUNT) * = OTHER HUBS ** = ADJUSTED HUBS *** = DOLLARS REPORTED BUT NOT SHOWN IN THESE COLUMNS. SEE COVER LETTER PARA. 4
T-TREASURY, N-NON-TREASURY, S-SUBCONTRACTOR FUNDS & PROCUREMENT CARD HUB PURCHASES, TC-TERM CONTRACT, C-CONSOLIDATED. SEE PAGE 4 OF HUB REPORT FOR FUND TYPE DESCRIPTION.

315-Texas Tomorrow Fund-Heavy Construction Unadjusted Goal is 12.11.9%

FUND TYPE	TOTAL EXPENDITURES	TOTAL SPENT WITH NON-HUBS AMOUNT/%	TOTAL SPENT WITH **ADJ. HUBS 6.6% AMOUNT/%	TOTAL SPENT WITH *OTHER HUBS 5.3% AMOUNT/%	ASIAN PACIFIC AMOUNT/%	**ADJUSTED HUB GOAL 6.6% BLACK AMOUNT/%	HISPANIC AMOUNT/%	NATIVE AMERICAN AMOUNT/%	*OTHER HUB GOAL 5.3% WOMAN AMOUNT/%
-----------	--------------------	------------------------------------	--	--	------------------------	---	-------------------	--------------------------	-------------------------------------

T
N
S
-TC

C

315-Texas Tomorrow Fund-Building Construction Unadjusted Goal is 26.1%

FUND TYPE	TOTAL EXPENDITURES	TOTAL SPENT WITH NON-HUBS	TOTAL SPENT WITH **ADJ. HUBS 25.1%	TOTAL SPENT WITH *OTHER HUBS 1.0%	BLACK	**ADJUSTED HUB GOAL 25.1% HISPANIC	WOMAN	*OTHER HUB GOAL 1.0% ASIAN PACIFIC	NATIVE AMERICAN
-----------	--------------------	---------------------------	------------------------------------	-----------------------------------	-------	------------------------------------	-------	------------------------------------	-----------------

T
N
S
-TC

C

315-Texas Tomorrow Fund-Special Trade Unadjusted Goal is 57.2%

FUND TYPE	TOTAL EXPENDITURES	TOTAL SPENT WITH NON-HUBS	TOTAL SPENT WITH **ADJ. HUBS 47.0%	TOTAL SPENT WITH *OTHER HUBS 10.2%	BLACK	**ADJUSTED HUB GOAL 47.0% HISPANIC	ASIAN PACIFIC	NATIVE AMERICAN	WOMAN
-----------	--------------------	---------------------------	------------------------------------	------------------------------------	-------	------------------------------------	---------------	-----------------	-------

T
N
S
-TC

C

315-Texas Tomorrow Fund-Professional Services Unadjusted Goal is 20.0%

FUND TYPE	TOTAL EXPENDITURES	TOTAL SPENT WITH NON-HUBS	TOTAL SPENT WITH **ADJ. HUBS 18.1%	TOTAL SPENT WITH *OTHER HUBS 1.9%	BLACK	**ADJUSTED HUB GOAL 18.1% HISPANIC	WOMAN	*OTHER HUB GOAL 1.9% ASIAN PACIFIC	NATIVE AMERICAN
-----------	--------------------	---------------------------	------------------------------------	-----------------------------------	-------	------------------------------------	-------	------------------------------------	-----------------

T
N
S
-TC

C

315-Texas Tomorrow Fund-Other Services Unadjusted Goal is 33.0%

FUND TYPE	TOTAL EXPENDITURES	TOTAL SPENT WITH NON-HUBS	TOTAL SPENT WITH **ADJ. HUBS 33.0%	ASIAN PACIFIC	BLACK	**ADJUSTED HUB GOAL 33.0% HISPANIC	NATIVE AMERICAN	WOMAN
-----------	--------------------	---------------------------	------------------------------------	---------------	-------	------------------------------------	-----------------	-------

T
N
S
-TC

C

315-Texas Tomorrow Fund-Commodity Purchasing Unadjusted Goal is 12.6%

FUND TYPE	TOTAL EXPENDITURES	TOTAL SPENT WITH NON-HUBS	TOTAL SPENT WITH **ADJ. HUBS 11.5%	TOTAL SPENT WITH *OTHER HUBS 1.1%	BLACK	**ADJUSTED HUB GOAL 11.5% HISPANIC	WOMAN	*OTHER HUB GOAL 1.1% ASIAN PACIFIC	NATIVE AMERICAN
-----------	--------------------	---------------------------	------------------------------------	-----------------------------------	-------	------------------------------------	-------	------------------------------------	-----------------

T
N
S
-TC

C

DB = DEBIT (NEGATIVE AMOUNT) * = OTHER HUBS ** = ADJUSTED HUBS *** = DOLLARS REPORTED BUT NOT SHOWN IN THESE COLUMNS. SEE COVER LETTER PARA. 4
T-TREASURY, N-NON-TREASURY, S-SUBCONTRACTOR FUNDS & PROCUREMENT CARD HUB PURCHASES; TC-TERM CONTRACT, C-CONSOLIDATED. SEE PAGE 4 OF HUB REPORT FOR FUND TYPE DESCRIPTION.

318-TEXAS COMMISSION FOR THE BLIND-Heavy Construction Unadjusted Goal is 11.9%

FUND TYPE	TOTAL EXPENDITURES	TOTAL SPENT WITH NON-HUBS AMOUNT/%	TOTAL SPENT WITH **ADJ. HUBS 6.6% AMOUNT/%	TOTAL SPENT WITH *OTHER HUBS 5.3% AMOUNT/%	ASIAN PACIFIC AMOUNT/%	BLACK AMOUNT/%	HISPANIC AMOUNT/%	NATIVE AMERICAN AMOUNT/%	*OTHER HUB GOAL 5.3% WOMAN AMOUNT/%
T									
N									
S									
-TC									
C									

318-TEXAS COMMISSION FOR THE BLIND-Building Construction Unadjusted Goal is 26.1%

FUND TYPE	TOTAL EXPENDITURES	TOTAL SPENT WITH NON-HUBS	TOTAL SPENT WITH **ADJ. HUBS 25.1% AMOUNT/%	TOTAL SPENT WITH *OTHER HUBS 1.0% AMOUNT/%	BLACK AMOUNT/%	HISPANIC AMOUNT/%	WOMAN AMOUNT/%	*OTHER HUB GOAL 1.0% ASIAN PACIFIC AMOUNT/%	NATIVE AMERICAN AMOUNT/%
T									
N									
S									
-TC									
C									

318-TEXAS COMMISSION FOR THE BLIND-Special Trade Unadjusted Goal is 57.2%

FUND TYPE	TOTAL EXPENDITURES	TOTAL SPENT WITH NON-HUBS	TOTAL SPENT WITH **ADJ. HUBS 47.0% AMOUNT/%	TOTAL SPENT WITH *OTHER HUBS 10.2% AMOUNT/%	BLACK AMOUNT/%	HISPANIC AMOUNT/%	ASIAN PACIFIC AMOUNT/%	NATIVE AMERICAN AMOUNT/%	WOMAN AMOUNT/%
T	\$75,018	\$57,024/77.0%	\$1,884/2.51%	\$16,109/21.4%		\$1,884/2.51%	\$155/.206%		\$15,954/21.2%
N									
S									
-TC	\$1,284		\$1,284/100%			\$1,284/100%			
C	\$73,733	\$57,024/77.3%	\$600/.813%	\$16,109/21.8%		\$600/.813%	\$155/.210%		\$15,954/21.6%

318-TEXAS COMMISSION FOR THE BLIND-Professional Services Unadjusted Goal is 20.0%

FUND TYPE	TOTAL EXPENDITURES	TOTAL SPENT WITH NON-HUBS	TOTAL SPENT WITH **ADJ. HUBS 18.1% AMOUNT/%	TOTAL SPENT WITH *OTHER HUBS 1.9% AMOUNT/%	BLACK AMOUNT/%	HISPANIC AMOUNT/%	WOMAN AMOUNT/%	*OTHER HUB GOAL 1.9% ASIAN PACIFIC AMOUNT/%	NATIVE AMERICAN AMOUNT/%
T	\$71,381	\$14,090/19.7%	\$57,301/80.2%						
N									
S									
-TC									
C	\$71,381	\$14,090/19.7%	\$57,301/80.2%						

318-TEXAS COMMISSION FOR THE BLIND-Other Services Unadjusted Goal is 33.0%

FUND TYPE	TOTAL EXPENDITURES	TOTAL SPENT WITH NON-HUBS	TOTAL SPENT WITH **ADJ. HUBS 33.0% AMOUNT/%	ASIAN PACIFIC AMOUNT/%	BLACK AMOUNT/%	HISPANIC AMOUNT/%	NATIVE AMERICAN AMOUNT/%	WOMAN AMOUNT/%
T	\$1,156,451	\$856,408/82.7%	\$200,043/17.2%	\$3,750/.324%	\$39,585/3.42%	\$8,422/.726%		\$148,284/12.8%
N								
S								
-TC	\$28,458	\$27,807/97.7%	\$651/2.28%					\$651/2.28%
C	\$1,127,992	\$828,601/82.3%	\$199,391/17.6%	\$3,750/.332%	\$39,585/3.50%	\$8,422/.746%		\$147,633/13.0%

318-TEXAS COMMISSION FOR THE BLIND-Commodity Purchasing Unadjusted Goal is 12.6%

FUND TYPE	TOTAL EXPENDITURES	TOTAL SPENT WITH NON-HUBS	TOTAL SPENT WITH **ADJ. HUBS 11.5% AMOUNT/%	TOTAL SPENT WITH *OTHER HUBS 1.1% AMOUNT/%	BLACK AMOUNT/%	HISPANIC AMOUNT/%	WOMAN AMOUNT/%	*OTHER HUB GOAL 1.1% ASIAN PACIFIC AMOUNT/%	NATIVE AMERICAN AMOUNT/%
T	\$2,350,224	\$1,639,510/69.7%	\$420,386/17.8%	\$280,326/12.3%	\$26,977/1.14%	\$20,520/.877%	\$372,888/15.8%	\$289,971/12.3%	\$355/.015%
N									
S									
-TC	\$409,306	\$356,413/87.0%	\$52,375/12.7%	\$517/.126%	\$187/.045%	\$18,304/3.73%	\$26,884/6.01%	\$228/.055%	\$289/.070%
C	\$1,940,917	\$1,283,097/66.1%	\$388,011/18.9%	\$280,309/14.9%	\$26,690/1.37%	\$5,316/.273%	\$336,004/17.3%	\$289,743/14.9%	\$66/.003%

DB = DEBIT (NEGATIVE AMOUNT) * = OTHER HUBS ** = ADJUSTED HUBS *** = DOLLARS REPORTED BUT NOT SHOWN IN THESE COLUMNS. SEE COVER LETTER PARA. 4
T-TREASURY, N-NON-TREASURY, S-SUBCONTRACTOR FUNDS & PROCUREMENT CARD HUB PURCHASES, TC-TERM CONTRACT, C-CONSOLIDATED. SEE PAGE 4 OF HUB REPORT FOR FUND TYPE DESCRIPTION.

320-TEXAS WORKFORCE COMMISSION-Heavy Construction Unadjusted Goal is 11.9%

FUND TYPE	TOTAL EXPENDITURES	TOTAL SPENT WITH NON-HUBS AMOUNT/%	TOTAL SPENT WITH **ADJ. HUBS 8.6% AMOUNT/%	TOTAL SPENT WITH *OTHER HUBS 5.3% AMOUNT/%	ASIAN PACIFIC AMOUNT/%	**ADJUSTED HUB GOAL 8.6% BLACK AMOUNT/%	HISPANIC AMOUNT/%	NATIVE AMERICAN AMOUNT/%	*OTHER HUB GOAL 5.3% WOMAN AMOUNT/%
-----------	--------------------	------------------------------------	--	--	------------------------	--	-------------------	--------------------------	--

T
N
S
-TC
C

320-TEXAS WORKFORCE COMMISSION-Building Construction Unadjusted Goal is 28.1%

FUND TYPE	TOTAL EXPENDITURES	TOTAL SPENT WITH NON-HUBS	TOTAL SPENT WITH **ADJ. HUBS 25.1%	TOTAL SPENT WITH *OTHER HUBS 1.0%	BLACK	**ADJUSTED HUB GOAL 25.1% HISPANIC	WOMAN	*OTHER HUB GOAL 1.0% ASIAN PACIFIC	NATIVE AMERICAN
-----------	--------------------	---------------------------	------------------------------------	-----------------------------------	-------	---------------------------------------	-------	---------------------------------------	-----------------

T
N
S
-TC
C

320-TEXAS WORKFORCE COMMISSION-Special Trade Unadjusted Goal is 57.2%

FUND TYPE	TOTAL EXPENDITURES	TOTAL SPENT WITH NON-HUBS	TOTAL SPENT WITH **ADJ. HUBS 47.0%	TOTAL SPENT WITH *OTHER HUBS 10.2%	BLACK	**ADJUSTED HUB GOAL 47.0% HISPANIC	ASIAN PACIFIC	NATIVE AMERICAN	WOMAN
-----------	--------------------	---------------------------	------------------------------------	------------------------------------	-------	---------------------------------------	---------------	-----------------	-------

T
N
S
-TC
C

320-TEXAS WORKFORCE COMMISSION-Professional Services Unadjusted Goal is 20.0%

FUND TYPE	TOTAL EXPENDITURES	TOTAL SPENT WITH NON-HUBS	TOTAL SPENT WITH **ADJ. HUBS 18.1%	TOTAL SPENT WITH *OTHER HUBS 1.9%	BLACK	**ADJUSTED HUB GOAL 18.1% HISPANIC	WOMAN	*OTHER HUB GOAL 1.9% ASIAN PACIFIC	NATIVE AMERICAN
-----------	--------------------	---------------------------	------------------------------------	-----------------------------------	-------	---------------------------------------	-------	---------------------------------------	-----------------

T
N
S
-TC
C

320-TEXAS WORKFORCE COMMISSION-Other Services Unadjusted Goal is 33.0%

FUND TYPE	TOTAL EXPENDITURES	TOTAL SPENT WITH NON-HUBS	TOTAL SPENT WITH **ADJ. HUBS 33.0%	ASIAN PACIFIC	BLACK	**ADJUSTED HUB GOAL 33.0% HISPANIC	NATIVE AMERICAN	WOMAN
-----------	--------------------	---------------------------	------------------------------------	---------------	-------	---------------------------------------	-----------------	-------

T
N
S
-TC
C

320-TEXAS WORKFORCE COMMISSION-Commodity Purchasing Unadjusted Goal is 12.6%

FUND TYPE	TOTAL EXPENDITURES	TOTAL SPENT WITH NON-HUBS	TOTAL SPENT WITH **ADJ. HUBS 11.5%	TOTAL SPENT WITH *OTHER HUBS 1.1%	BLACK	**ADJUSTED HUB GOAL 11.5% HISPANIC	WOMAN	*OTHER HUB GOAL 1.1% ASIAN PACIFIC	NATIVE AMERICAN
-----------	--------------------	---------------------------	------------------------------------	-----------------------------------	-------	---------------------------------------	-------	---------------------------------------	-----------------

T
N
S
-TC
C

DB = DEBIT (NEGATIVE AMOUNT) * = OTHER HUBS ** = ADJUSTED HUBS *** = DOLLARS REPORTED BUT NOT SHOWN IN THESE COLUMNS. SEE COVER LETTER PARA. 4
T=TREASURY, N=NON-TREASURY, S=SUBCONTRACTOR FUNDS & PROCUREMENT CARD HUB PURCHASES, TC=TERM CONTRACT, C=CONSOLIDATED. SEE PAGE 4 OF HUB REPORT FOR FUND TYPE DESCRIPTION.

323-TEACHER RETIREMENT SYSTEM-Heavy Construction Unadjusted Goal is 11.9%

FUND TYPE	TOTAL EXPENDITURES	TOTAL SPENT WITH NON-HUBS AMOUNT/%	TOTAL SPENT WITH **ADJ. HUBS 6.6%	TOTAL SPENT WITH *OTHER HUBS 5.3%	**ADJUSTED HUB GOAL 6.6%				*OTHER HUB GOAL 5.3% WOMAN AMOUNT/%
					ASIAN PACIFIC AMOUNT/%	BLACK AMOUNT/%	HISPANIC AMOUNT/%	NATIVE AMERICAN AMOUNT/%	
T									
N									
S									
-TC									
C									

323-TEACHER RETIREMENT SYSTEM-Building Construction Unadjusted Goal is 26.1%

FUND TYPE	TOTAL EXPENDITURES	TOTAL SPENT WITH NON-HUBS	TOTAL SPENT WITH **ADJ. HUBS 25.1%	TOTAL SPENT WITH *OTHER HUBS 1.0%	**ADJUSTED HUB GOAL 25.1%			*OTHER HUB GOAL 1.0%	
					BLACK	HISPANIC	WOMAN	ASIAN PACIFIC	NATIVE AMERICAN
T									
N									
S									
-TC									
C									

323-TEACHER RETIREMENT SYSTEM-Special Trade Unadjusted Goal is 57.2%

FUND TYPE	TOTAL EXPENDITURES	TOTAL SPENT WITH NON-HUBS	TOTAL SPENT WITH **ADJ. HUBS 47.0%	TOTAL SPENT WITH *OTHER HUBS 10.2%	**ADJUSTED HUB GOAL 47.0%			*OTHER HUB GOAL 10.2%		
					BLACK	HISPANIC	WOMAN	ASIAN PACIFIC	NATIVE AMERICAN	WOMAN
T	\$170,431	\$106,127/62.2%	\$3,840/2.25%	\$60,463/35.4%		\$3,840/2.25%				\$60,463/35.4%
N										
S										
-TC										
C	\$170,431	\$106,127/62.2%	\$3,840/2.25%	\$60,463/35.4%		\$3,840/2.25%				\$60,463/35.4%

323-TEACHER RETIREMENT SYSTEM-Professional Services Unadjusted Goal is 20.0%

FUND TYPE	TOTAL EXPENDITURES	TOTAL SPENT WITH NON-HUBS	TOTAL SPENT WITH **ADJ. HUBS 18.1%	TOTAL SPENT WITH *OTHER HUBS 1.8%	**ADJUSTED HUB GOAL 18.1%			*OTHER HUB GOAL 1.8%	
					BLACK	HISPANIC	WOMAN	ASIAN PACIFIC	NATIVE AMERICAN
T	\$1,380,884	\$1,334,954/96.6%	\$45,930/3.32%		\$45,930/3.32%				
N									
S									
-TC									
C	\$1,380,884	\$1,334,954/96.6%	\$45,930/3.32%		\$45,930/3.32%				

323-TEACHER RETIREMENT SYSTEM-Other Services Unadjusted Goal is 33.0%

FUND TYPE	TOTAL EXPENDITURES	TOTAL SPENT WITH NON-HUBS	TOTAL SPENT WITH **ADJ. HUBS 33.0%	**ADJUSTED HUB GOAL 33.0%				
				ASIAN PACIFIC	BLACK	HISPANIC	NATIVE AMERICAN	WOMAN
T	\$8,876,670	\$8,256,126/93.0%	\$620,543/6.98%	\$7,261/.081%	\$238,876/2.66%	\$16,300/.183%		\$360,105/4.05%
N								
S	***	***	\$886,012/28.8%		\$460,352/15.6%			\$405,660/13.1%
-TC	\$36,680	\$35,560/100%						
C	\$8,841,110	\$8,220,566/92.9%	\$1,506,555/17.0%	\$7,261/.082%	\$717,228/8.11%	\$16,300/.184%		\$785,765/8.66%

323-TEACHER RETIREMENT SYSTEM-Commodity Purchasing Unadjusted Goal is 12.6%

FUND TYPE	TOTAL EXPENDITURES	TOTAL SPENT WITH NON-HUBS	TOTAL SPENT WITH **ADJ. HUBS 11.5%	TOTAL SPENT WITH *OTHER HUBS 1.1%	**ADJUSTED HUB GOAL 11.5%			*OTHER HUB GOAL 1.1%	
					BLACK	HISPANIC	WOMAN	ASIAN PACIFIC	NATIVE AMERICAN
T	\$2,203,484	\$1,313,078/59.5%	\$753,381/34.1%	\$137,005/6.21%	\$95,463/4.33%	\$239,132/10.8%	\$418,785/19.0%	\$136,734/6.84%	\$270/.012%
N									
S									
-TC	\$206,580	\$201,787/97.6%	\$4,802/2.32%			\$582/.282%		\$4,219/2.04%	
C	\$1,996,874	\$1,111,290/55.6%	\$748,578/37.4%	\$137,005/6.86%	\$95,463/4.78%	\$238,549/11.9%	\$414,565/20.7%	\$136,734/6.84%	\$270/.013%

OB = DEBIT (NEGATIVE AMOUNT) * = OTHER HUBS ** = ADJUSTED HUBS *** = DOLLARS REPORTED BUT NOT SHOWN IN THESE COLUMNS. SEE COVER LETTER PARA. 4
T=TREASURY, N=NON-TREASURY, S=SUBCONTRACTOR FUNDS & PROCUREMENT CARD HUB PURCHASES, TC=TERM CONTRACT, C=CONSOLIDATED. SEE PAGE 4 OF HUB REPORT FOR FUND TYPE DESCRIPTION.

324-DEPARTMENT OF HUMAN SERVICES-Heavy Construction Unadjusted Goal is 11.8%

FUND TYPE	TOTAL EXPENDITURES	TOTAL SPENT WITH NON-HUBS AMOUNT/%	TOTAL SPENT WITH **ADJ. HUBS 6.6% AMOUNT/%	TOTAL SPENT WITH *OTHER HUBS 5.3% AMOUNT/%	ASIAN PACIFIC AMOUNT/%	BLACK AMOUNT/%	HISPANIC AMOUNT/%	NATIVE AMERICAN AMOUNT/%	*OTHER HUB GOAL 5.3% WOMAN AMOUNT/%
T									
N									
S									
-TC									
C									

324-DEPARTMENT OF HUMAN SERVICES-Building Construction Unadjusted Goal is 26.1%

FUND TYPE	TOTAL EXPENDITURES	TOTAL SPENT WITH NON-HUBS	TOTAL SPENT WITH **ADJ. HUBS 25.1%	TOTAL SPENT WITH *OTHER HUBS 1.0%	BLACK	HISPANIC	WOMAN	ASIAN PACIFIC	NATIVE AMERICAN
T									
N									
S									
-TC									
C									

324-DEPARTMENT OF HUMAN SERVICES-Special Trade Unadjusted Goal is 57.2%

FUND TYPE	TOTAL EXPENDITURES	TOTAL SPENT WITH NON-HUBS	TOTAL SPENT WITH **ADJ. HUBS 47.0%	TOTAL SPENT WITH *OTHER HUBS 10.2%	BLACK	HISPANIC	ASIAN PACIFIC	NATIVE AMERICAN	WOMAN
T	\$1,121,012	\$927,734/82.0%	\$186,153/16.4%	\$17,123/1.51%	\$31,133/2.75%	\$155,019/13.7%	\$4,849/.428%		\$12,274/1.08%
N									
S									
-TC	\$2,320	\$2,195/94.6%		\$124/5.36%					\$124/5.36%
C	\$1,128,692	\$925,539/82.0%	\$186,153/16.4%	\$16,999/1.50%	\$31,133/2.75%	\$155,019/13.7%	\$4,849/.428%		\$12,149/1.07%

324-DEPARTMENT OF HUMAN SERVICES-Professional Services Unadjusted Goal is 20.0%

FUND TYPE	TOTAL EXPENDITURES	TOTAL SPENT WITH NON-HUBS	TOTAL SPENT WITH **ADJ. HUBS 18.1%	TOTAL SPENT WITH *OTHER HUBS 1.9%	BLACK	HISPANIC	WOMAN	ASIAN PACIFIC	NATIVE AMERICAN
T	\$10,084	\$10,084/100%							
N									
S									
-TC									
C	\$10,084	\$10,084/100%							

324-DEPARTMENT OF HUMAN SERVICES-Other Services Unadjusted Goal is 33.0%

FUND TYPE	TOTAL EXPENDITURES	TOTAL SPENT WITH NON-HUBS	TOTAL SPENT WITH **ADJ. HUBS 23.0%	ASIAN PACIFIC	BLACK	HISPANIC	NATIVE AMERICAN	WOMAN
T	\$78,023,745	\$66,617,749/85.3%	\$11,405,995/14.6%	\$2,038,429/2.61%	\$3,168,852/4.06%	\$2,652,649/3.38%	\$47,919/.061%	\$3,498,144/4.45%
N								
S	***	***	\$2,849,608/5.18%	\$282/.000%	\$157,075/.285%	\$248,748/.452%		\$2,443,502/4.44%
-TC	\$855,393	\$749,986/86.6%	\$115,407/13.3%	\$54,826/5.33%		\$1,913/.221%		\$58,868/8.77%
C	\$77,158,351	\$65,867,763/85.3%	\$14,140,195/18.3%	\$1,983,604/2.57%	\$3,325,927/4.31%	\$2,899,484/3.75%	\$47,919/.062%	\$5,882,979/7.62%

324-DEPARTMENT OF HUMAN SERVICES-Commodity Purchasing Unadjusted Goal is 12.6%

FUND TYPE	TOTAL EXPENDITURES	TOTAL SPENT WITH NON-HUBS	TOTAL SPENT WITH **ADJ. HUBS 11.3%	TOTAL SPENT WITH *OTHER HUBS 1.3%	BLACK	HISPANIC	WOMAN	ASIAN PACIFIC	NATIVE AMERICAN
T	\$40,846,260	\$25,876,498/63.3%	\$4,801,860/11.7%	\$10,157,804/24.8%	\$844,698/2.06%	\$707,460/1.73%	\$3,249,700/7.95%	\$10,154,057/24.8%	\$13,846/.032%
N									
S	***	***	\$226,597/45.2%	\$3,793/.767%	\$26,303/5.25%	\$61,448/12.2%	\$138,845/27.7%	\$3,793/.757%	
-TC	\$8,516,260	\$8,230,586/96.6%	\$260,882/3.05%	\$24,791/.291%	\$1,744/.020%	\$15,807/.185%	\$243,230/2.85%	\$17,086/.200%	\$7,694/.090%
C	\$32,330,000	\$17,645,908/54.6%	\$4,767,574/14.7%	\$10,148,906/31.3%	\$869,257/2.58%	\$753,001/2.32%	\$3,145,314/9.72%	\$10,140,754/31.3%	\$6,152/.019%

OB = DEBIT (NEGATIVE AMOUNT) * = OTHER HUBS ** = ADJUSTED HUBS *** = DOLLARS REPORTED BUT NOT SHOWN IN THESE COLUMNS. SEE COVER LETTER PARA. 4
T-TREASURY, N-NON-TREASURY, S-SUBCONTRACTOR FUNDS & PROCUREMENT CARD HUB PURCHASES, TC-TERM CONTRACT, C-CONSOLIDATED. SEE PAGE 4 OF HUB REPORT FOR FUND TYPE DESCRIPTION.

325-FIREMEN'S PENSION COMMISSION-Heavy Construction Unadjusted Goal is 11.9%

FUND TYPE	TOTAL EXPENDITURES	TOTAL SPENT WITH NON-HUBS AMOUNT/%	TOTAL SPENT WITH **ADJ. HUBS 6.5% AMOUNT/%	TOTAL SPENT WITH *OTHER HUBS 5.3% AMOUNT/%	ASIAN PACIFIC AMOUNT/%	**ADJUSTED HUB GOAL 6.0% BLACK AMOUNT/%	HISPANIC AMOUNT/%	NATIVE AMERICAN AMOUNT/%	*OTHER HUB GOAL 5.3% WOMAN AMOUNT/%
-----------	--------------------	------------------------------------	--	--	------------------------	--	-------------------	--------------------------	--

T
N
S
-TC

C

325-FIREMEN'S PENSION COMMISSION-Building Construction Unadjusted Goal is 26.1%

FUND TYPE	TOTAL EXPENDITURES	TOTAL SPENT WITH NON-HUBS	TOTAL SPENT WITH **ADJ. HUBS 25.1%	TOTAL SPENT WITH *OTHER HUBS 1.0%	BLACK	**ADJUSTED HUB GOAL 25.1% HISPANIC	WOMAN	*OTHER HUB GOAL 1.0% ASIAN PACIFIC	NATIVE AMERICAN
-----------	--------------------	---------------------------	------------------------------------	-----------------------------------	-------	---------------------------------------	-------	---------------------------------------	-----------------

T
N
S
-TC

C

325-FIREMEN'S PENSION COMMISSION-Special Trade Unadjusted Goal is 57.2%

FUND TYPE	TOTAL EXPENDITURES	TOTAL SPENT WITH NON-HUBS	TOTAL SPENT WITH **ADJ. HUBS 47.0%	TOTAL SPENT WITH *OTHER HUBS 10.2%	BLACK	**ADJUSTED HUB GOAL 47.0% HISPANIC	WOMAN	*OTHER HUB GOAL 10.2% ASIAN PACIFIC	NATIVE AMERICAN
-----------	--------------------	---------------------------	------------------------------------	------------------------------------	-------	---------------------------------------	-------	--	-----------------

T
N
S
-TC

C

325-FIREMEN'S PENSION COMMISSION-Professional Services Unadjusted Goal is 20.0%

FUND TYPE	TOTAL EXPENDITURES	TOTAL SPENT WITH NON-HUBS	TOTAL SPENT WITH **ADJ. HUBS 18.1%	TOTAL SPENT WITH *OTHER HUBS 1.9%	BLACK	**ADJUSTED HUB GOAL 18.1% HISPANIC	WOMAN	*OTHER HUB GOAL 1.9% ASIAN PACIFIC	NATIVE AMERICAN
-----------	--------------------	---------------------------	------------------------------------	-----------------------------------	-------	---------------------------------------	-------	---------------------------------------	-----------------

T
N
S
-TC

C

325-FIREMEN'S PENSION COMMISSION-Other Services Unadjusted Goal is 33.0%

FUND TYPE	TOTAL EXPENDITURES	TOTAL SPENT WITH NON-HUBS	TOTAL SPENT WITH **ADJ. HUBS 33.0%	ASIAN PACIFIC	BLACK	**ADJUSTED HUB GOAL 33.0% HISPANIC	NATIVE AMERICAN	WOMAN
-----------	--------------------	---------------------------	------------------------------------	---------------	-------	---------------------------------------	-----------------	-------

T
N
S
-TC

C

325-FIREMEN'S PENSION COMMISSION-Commodity Purchasing Unadjusted Goal is 12.8%

FUND TYPE	TOTAL EXPENDITURES	TOTAL SPENT WITH NON-HUBS	TOTAL SPENT WITH **ADJ. HUBS 11.5%	TOTAL SPENT WITH *OTHER HUBS 1.1%	BLACK	**ADJUSTED HUB GOAL 11.5% HISPANIC	WOMAN	*OTHER HUB GOAL 1.1% ASIAN PACIFIC	NATIVE AMERICAN
-----------	--------------------	---------------------------	------------------------------------	-----------------------------------	-------	---------------------------------------	-------	---------------------------------------	-----------------

T
N
S
-TC

C

DB = DEBIT (NEGATIVE AMOUNT) * = OTHER HUBS ** = ADJUSTED HUBS *** = DOLLARS REPORTED BUT NOT SHOWN IN THESE COLUMNS. SEE COVER LETTER PARA. 4
T=TREASURY, N=NON-TREASURY, S=SUBCONTRACTOR FUNDS & PROCUREMENT CARD HUB PURCHASES, TC=TERM CONTRACT, C=CONSOLIDATED. SEE PAGE 4 OF HUB REPORT FOR FUND TYPE DESCRIPTION.

327-EMPLOYEES RETIREMENT SYSTEM-Heavy Construction Unadjusted Goal is 11.9%

FUND TYPE	TOTAL EXPENDITURES	TOTAL SPENT WITH NON-HUBS AMOUNT/%	TOTAL SPENT WITH **ADJ. HUBS 8.6% AMOUNT/%	TOTAL SPENT WITH *OTHER HUBS 6.3% AMOUNT/%	ASIAN PACIFIC AMOUNT/%	**ADJUSTED HUB GOAL 8.6% BLACK AMOUNT/%	HISPANIC AMOUNT/%	NATIVE AMERICAN AMOUNT/%	*OTHER HUB GOAL 5.3% WOMAN AMOUNT/%
T									
N									
S									
-TC									
C									

327-EMPLOYEES RETIREMENT SYSTEM-Building Construction Unadjusted Goal is 26.1%

FUND TYPE	TOTAL EXPENDITURES	TOTAL SPENT WITH NON-HUBS	TOTAL SPENT WITH **ADJ. HUBS 15.1% AMOUNT/%	TOTAL SPENT WITH *OTHER HUBS 1.0% AMOUNT/%	BLACK	HISPANIC	WOMAN	*OTHER HUB GOAL 1.0% ASIAN PACIFIC NATIVE AMERICAN
T								
N								
S								
-TC								
C								

327-EMPLOYEES RETIREMENT SYSTEM-Special Trade Unadjusted Goal is 57.2%

FUND TYPE	TOTAL EXPENDITURES	TOTAL SPENT WITH NON-HUBS	TOTAL SPENT WITH **ADJ. HUBS 47.0% AMOUNT/%	TOTAL SPENT WITH *OTHER HUBS 10.2% AMOUNT/%	BLACK	HISPANIC	ASIAN PACIFIC	NATIVE AMERICAN	WOMAN
T	\$789,395	\$133,849/16.9%	\$414,853/52.5%	\$240,693/30.4%		\$414,853/52.5%			\$240,693/30.4%
N									
S									
-TC	\$58,744			\$58,744/100%					\$58,744/100%
C	\$730,650	\$133,849/18.3%	\$414,853/56.7%	\$181,948/24.9%		\$414,853/56.7%			\$181,948/24.9%

327-EMPLOYEES RETIREMENT SYSTEM-Professional Services Unadjusted Goal is 20.0%

FUND TYPE	TOTAL EXPENDITURES	TOTAL SPENT WITH NON-HUBS	TOTAL SPENT WITH **ADJ. HUBS 18.1% AMOUNT/%	TOTAL SPENT WITH *OTHER HUBS 1.9% AMOUNT/%	BLACK	HISPANIC	WOMAN	*OTHER HUB GOAL 1.9% ASIAN PACIFIC NATIVE AMERICAN
T	\$1,089,601	\$1,077,647/98.9%	\$11,953/1.09%		\$11,953/1.09%			
N								
S								
-TC								
C	\$1,089,601	\$1,077,647/98.9%	\$11,953/1.09%		\$11,953/1.09%			

327-EMPLOYEES RETIREMENT SYSTEM-Other Services Unadjusted Goal is 33.0%

FUND TYPE	TOTAL EXPENDITURES	TOTAL SPENT WITH NON-HUBS	TOTAL SPENT WITH **ADJ. HUBS 33.0% AMOUNT/%	ASIAN PACIFIC	BLACK	HISPANIC	NATIVE AMERICAN	WOMAN
T	\$11,900,605	\$10,248,374/86.1%	\$1,652,231/13.8%		\$383/0.03%	\$59,472/.499%		\$1,582,376/13.3%
N								
S								
-TC	\$72,856	\$70,073/96.1%	\$2,783/3.82%					\$2,783/3.82%
C	\$11,827,748	\$10,178,300/86.0%	\$1,649,448/13.8%		\$383/0.03%	\$59,472/.502%		\$1,588,592/13.4%

327-EMPLOYEES RETIREMENT SYSTEM-Commodity Purchasing Unadjusted Goal is 12.6%

FUND TYPE	TOTAL EXPENDITURES	TOTAL SPENT WITH NON-HUBS	TOTAL SPENT WITH **ADJ. HUBS 11.5% AMOUNT/%	TOTAL SPENT WITH *OTHER HUBS 1.1% AMOUNT/%	BLACK	HISPANIC	WOMAN	*OTHER HUB GOAL 1.1% ASIAN PACIFIC NATIVE AMERICAN
T	\$2,926,831	\$2,727,965/93.2%	\$98,448/3.29%	\$102,416/3.49%	\$15,619/.533%	\$49,198/1.68%	\$31,631/1.08%	\$100,553/3.43%
N								
S								
-TC	\$99,552	\$99,198/99.6%		\$354/.355%				\$354/.355%
C	\$2,827,278	\$2,628,767/92.8%	\$98,448/3.41%	\$102,062/3.60%	\$15,619/.552%	\$49,198/1.74%	\$31,631/1.11%	\$100,198/3.54%

DB = DEBIT (NEGATIVE AMOUNT) * = OTHER HUBS ** = ADJUSTED HUBS *** = DOLLARS REPORTED BUT NOT SHOWN IN THESE COLUMNS. SEE COVER LETTER PARA. 4
T-TREASURY, N=NON-TREASURY, S=SUBCONTRACTOR FUNDS & PROCUREMENT CARD HUB PURCHASES, TC-TERM CONTRACT, C=CONSOLIDATED. SEE PAGE 4 OF HUB REPORT FOR FUND TYPE DESCRIPTION.

329-REAL ESTATE COMMISSION-Heavy Construction Unadjusted Goal is 11.9%

FUND TYPE	TOTAL EXPENDITURES	TOTAL SPENT WITH NON-HUBS AMOUNT/%	TOTAL SPENT WITH **ADJ. HUBS 6.6% AMOUNT/%	TOTAL SPENT WITH *OTHER HUBS 5.3% AMOUNT/%	ASIAN PACIFIC AMOUNT/%	**ADJUSTED HUB GOAL 6.6% BLACK AMOUNT/%	HISPANIC AMOUNT/%	NATIVE AMERICAN AMOUNT/%	*OTHER HUB GOAL 5.3% WOMAN AMOUNT/%
T									
N									
S									
-TC									
C									

329-REAL ESTATE COMMISSION-Building Construction Unadjusted Goal is 26.1%

FUND TYPE	TOTAL EXPENDITURES	TOTAL SPENT WITH NON-HUBS	TOTAL SPENT WITH **ADJ. HUBS 25.1% AMOUNT/%	TOTAL SPENT WITH *OTHER HUBS 1.0% AMOUNT/%	BLACK	**ADJUSTED HUB GOAL 25.1% HISPANIC	WOMAN	*OTHER HUB GOAL 1.0% ASIAN PACIFIC	NATIVE AMERICAN
T									
N									
S									
-TC									
C									

329-REAL ESTATE COMMISSION-Special Trade Unadjusted Goal is 57.2%

FUND TYPE	TOTAL EXPENDITURES	TOTAL SPENT WITH NON-HUBS	TOTAL SPENT WITH **ADJ. HUBS 47.0% AMOUNT/%	TOTAL SPENT WITH *OTHER HUBS 10.2% AMOUNT/%	BLACK	**ADJUSTED HUB GOAL 47.0% HISPANIC	WOMAN	*OTHER HUB GOAL 10.2% ASIAN PACIFIC	NATIVE AMERICAN
T	\$950	\$950/100 %							
N									
S									
-TC									
C	\$950	\$950/100 %							

329-REAL ESTATE COMMISSION-Professional Services Unadjusted Goal is 20.0%

FUND TYPE	TOTAL EXPENDITURES	TOTAL SPENT WITH NON-HUBS	TOTAL SPENT WITH **ADJ. HUBS 18.1% AMOUNT/%	TOTAL SPENT WITH *OTHER HUBS 1.9% AMOUNT/%	BLACK	**ADJUSTED HUB GOAL 18.1% HISPANIC	WOMAN	*OTHER HUB GOAL 1.9% ASIAN PACIFIC	NATIVE AMERICAN
T									
N									
S									
-TC									
C									

329-REAL ESTATE COMMISSION-Other Services Unadjusted Goal is 33.0%

FUND TYPE	TOTAL EXPENDITURES	TOTAL SPENT WITH NON-HUBS	TOTAL SPENT WITH **ADJ. HUBS 33.0% AMOUNT/%	TOTAL SPENT WITH *OTHER HUBS 1.1% AMOUNT/%	ASIAN PACIFIC	BLACK	**ADJUSTED HUB GOAL 33.0% HISPANIC	NATIVE AMERICAN	WOMAN
T	\$181,267	\$150,578/83.0%	\$30,689/15.9%		\$8,869/4.89%	\$1,422/.784%	\$5,301/2.92%	\$3,845/2.12%	\$11,261/6.20%
N									
S									
-TC	\$20,137	\$20,073/89.6%	\$64/.320%						\$64/.320%
C	\$181,129	\$130,505/80.8%	\$30,824/19.0%		\$8,869/5.50%	\$1,422/.882%	\$5,301/3.28%	\$3,845/2.38%	\$11,187/6.84%

329-REAL ESTATE COMMISSION-Commodity Purchasing Unadjusted Goal is 12.6%

FUND TYPE	TOTAL EXPENDITURES	TOTAL SPENT WITH NON-HUBS	TOTAL SPENT WITH **ADJ. HUBS 11.5% AMOUNT/%	TOTAL SPENT WITH *OTHER HUBS 1.1% AMOUNT/%	BLACK	**ADJUSTED HUB GOAL 11.5% HISPANIC	WOMAN	*OTHER HUB GOAL 1.1% ASIAN PACIFIC	NATIVE AMERICAN
T	\$129,084	\$97,375/48.8%	\$79,332/39.8%	\$22,375/11.2%		\$28,208/14.6%	\$50,123/25.1%	\$7,426/3.73%	\$14,949/7.50%
N									
S									
-TC	\$53,050	\$44,321/83.5%	\$8,728/16.4%			\$8,728/16.4%			
C	\$146,034	\$53,053/36.3%	\$70,603/48.3%	\$22,375/15.3%		\$28,208/20.0%	\$41,395/28.3%	\$7,426/5.08%	\$14,949/10.2%

DB = DEBIT (NEGATIVE AMOUNT) * = OTHER HUBS ** = ADJUSTED HUBS *** = DOLLARS REPORTED BUT NOT SHOWN IN THESE COLUMNS. SEE COVER LETTER PARA. 4
T-TREASURY, N=NON-TREASURY, S=SUBCONTRACTOR FUNDS & PROCUREMENT CARD HUB PURCHASES, TC=TERM CONTRACT, C=CONSOLIDATED. SEE PAGE 4 OF HUB REPORT FOR FUND TYPE DESCRIPTION.

330-TEXAS REHABILITATION COMMISSION-Heavy Construction Unadjusted Goal is 11.9%

FUND TYPE	TOTAL EXPENDITURES	TOTAL SPENT WITH NON-HUBS AMOUNT/%	TOTAL SPENT WITH **ADJ. HUBS 6.6% AMOUNT/%	TOTAL SPENT WITH *OTHER HUBS 5.3% AMOUNT/%	ASIAN PACIFIC AMOUNT/%	**ADJUSTED HUB GOAL 6.6% BLACK AMOUNT/%	HISPANIC AMOUNT/%	NATIVE AMERICAN AMOUNT/%	*OTHER HUB GOAL 5.3% WOMAN AMOUNT/%
-----------	--------------------	------------------------------------	--	--	------------------------	--	-------------------	--------------------------	--

T
N
S
-TC

C

330-TEXAS REHABILITATION COMMISSION-Building Construction Unadjusted Goal is 26.1%

FUND TYPE	TOTAL EXPENDITURES	TOTAL SPENT WITH NON-HUBS	TOTAL SPENT WITH **ADJ. HUBS 25.1%	TOTAL SPENT WITH *OTHER HUBS 1.0%	BLACK	**ADJUSTED HUB GOAL 25.1% HISPANIC	WOMAN	*OTHER HUB GOAL 1.0% ASIAN PACIFIC	NATIVE AMERICAN
-----------	--------------------	---------------------------	------------------------------------	-----------------------------------	-------	---------------------------------------	-------	---------------------------------------	-----------------

T
N
S
-TC

C

330-TEXAS REHABILITATION COMMISSION-Special Trade Unadjusted Goal is 57.2%

FUND TYPE	TOTAL EXPENDITURES	TOTAL SPENT WITH NON-HUBS	TOTAL SPENT WITH **ADJ. HUBS 47.0%	TOTAL SPENT WITH *OTHER HUBS 10.2%	BLACK	**ADJUSTED HUB GOAL 47.0% HISPANIC	ASIAN PACIFIC	NATIVE AMERICAN	WOMAN
-----------	--------------------	---------------------------	------------------------------------	------------------------------------	-------	---------------------------------------	---------------	-----------------	-------

T
N
S
-TC

C

330-TEXAS REHABILITATION COMMISSION-Professional Services Unadjusted Goal is 20.0%

FUND TYPE	TOTAL EXPENDITURES	TOTAL SPENT WITH NON-HUBS	TOTAL SPENT WITH **ADJ. HUBS 18.1%	TOTAL SPENT WITH *OTHER HUBS 1.9%	BLACK	**ADJUSTED HUB GOAL 18.1% HISPANIC	WOMAN	*OTHER HUB GOAL 1.9% ASIAN PACIFIC	NATIVE AMERICAN
-----------	--------------------	---------------------------	------------------------------------	-----------------------------------	-------	---------------------------------------	-------	---------------------------------------	-----------------

T
N
S
-TC

C

330-TEXAS REHABILITATION COMMISSION-Other Services Unadjusted Goal is 33.0%

FUND TYPE	TOTAL EXPENDITURES	TOTAL SPENT WITH NON-HUBS	TOTAL SPENT WITH **ADJ. HUBS 33.0%	ASIAN PACIFIC	BLACK	**ADJUSTED HUB GOAL 33.0% HISPANIC	NATIVE AMERICAN	WOMAN
-----------	--------------------	---------------------------	------------------------------------	---------------	-------	---------------------------------------	-----------------	-------

T
N
S
-TC

C

330-TEXAS REHABILITATION COMMISSION-Commodity Purchasing Unadjusted Goal is 12.6%

FUND TYPE	TOTAL EXPENDITURES	TOTAL SPENT WITH NON-HUBS	TOTAL SPENT WITH **ADJ. HUBS 11.5%	TOTAL SPENT WITH *OTHER HUBS 1.1%	BLACK	**ADJUSTED HUB GOAL 11.5% HISPANIC	WOMAN	*OTHER HUB GOAL 1.1% ASIAN PACIFIC	NATIVE AMERICAN
-----------	--------------------	---------------------------	------------------------------------	-----------------------------------	-------	---------------------------------------	-------	---------------------------------------	-----------------

T
N
S
-TC

C

DR = DEBIT (NEGATIVE AMOUNT) * = OTHER HUBS ** = ADJUSTED HUBS *** = DOLLARS REPORTED BUT NOT SHOWN IN THESE COLUMNS. SEE COVER LETTER PARA. 4
T=TREASURY, N=NON-TREASURY, S=SUBCONTRACTOR FUNDS & PROCUREMENT CARD HUB PURCHASES, -TC=TERM CONTRACT, C=CONSOLIDATED. SEE PAGE 4 OF HUB REPORT FOR FUND TYPE DESCRIPTION.

FUND TYPE	TOTAL EXPENDITURES	TOTAL SPENT WITH NON-HUBS AMOUNT/%	332-TX DEPT OF HOUSING & COMM.		AFFAIRS-Heavy Construction Unadjusted Goal is 11.9%					*OTHER HUB GOAL 5.3% WOMAN AMOUNT/%
			TOTAL SPENT WITH **ADJ. HUBS 5.6% AMOUNT/%	TOTAL SPENT WITH *OTHER HUBS 5.3% AMOUNT/%	ASIAN PACIFIC AMOUNT/%	BLACK AMOUNT/%	HISPANIC AMOUNT/%	NATIVE AMERICAN AMOUNT/%	**ADJUSTED HUB GOAL 6.8%	

T
N
S
-TC

C

FUND TYPE	TOTAL EXPENDITURES	TOTAL SPENT WITH NON-HUBS	332-TX DEPT OF HOUSING & COMM.		AFFAIRS-Building Construction Unadjusted Goal is 26.1%			*OTHER HUB GOAL 1.0%	
			TOTAL SPENT WITH **ADJ. HUBS 25.1%	TOTAL SPENT WITH *OTHER HUBS 1.0%	BLACK	HISPANIC	WOMAN	ASIAN PACIFIC	NATIVE AMERICAN

T
N
S
-TC

C

FUND TYPE	TOTAL EXPENDITURES	TOTAL SPENT WITH NON-HUBS	332-TX DEPT OF HOUSING & COMM.		AFFAIRS-Special Trade Unadjusted Goal is 57.2%		*OTHER HUB GOAL 10.2%		
			TOTAL SPENT WITH **ADJ. HUBS 47.0%	TOTAL SPENT WITH *OTHER HUBS 10.2%	BLACK	HISPANIC	ASIAN PACIFIC	NATIVE AMERICAN	WOMAN

T
N
S
-TC

C

FUND TYPE	TOTAL EXPENDITURES	TOTAL SPENT WITH NON-HUBS	332-TX DEPT OF HOUSING & COMM.		AFFAIRS-Professional Services Unadjusted Goal is 20.0%			*OTHER HUB GOAL 1.9%	
			TOTAL SPENT WITH **ADJ. HUBS 18.1%	TOTAL SPENT WITH *OTHER HUBS 1.9%	BLACK	HISPANIC	WOMAN	ASIAN PACIFIC	NATIVE AMERICAN

T
N
S
-TC

C

FUND TYPE	TOTAL EXPENDITURES	TOTAL SPENT WITH NON-HUBS	332-TX DEPT OF HOUSING & COMM.		AFFAIRS-Other Services Unadjusted Goal is 33.0%				
			TOTAL SPENT WITH **ADJ. HUBS 33.0%	TOTAL SPENT WITH *OTHER HUBS 1.9%	ASIAN PACIFIC	BLACK	HISPANIC	NATIVE AMERICAN	WOMAN

T
N
S
-TC

C

FUND TYPE	TOTAL EXPENDITURES	TOTAL SPENT WITH NON-HUBS	332-TX DEPT OF HOUSING & COMM.		AFFAIRS-Commodity Purchasing Unadjusted Goal is 12.8%			*OTHER HUB GOAL 1.1%	
			TOTAL SPENT WITH **ADJ. HUBS 11.5%	TOTAL SPENT WITH *OTHER HUBS 1.1%	BLACK	HISPANIC	WOMAN	ASIAN PACIFIC	NATIVE AMERICAN

T
N
S
-TC

C

DB = DEBIT (NEGATIVE AMOUNT) * = OTHER HUBS ** = ADJUSTED HUBS *** = DOLLARS REPORTED BUT NOT SHOWN IN THESE COLUMNS. SEE COVER LETTER PARA. 4
T-TREASURY, N-NON-TREASURY, S-SUBCONTRACTOR FUNDS & PROCUREMENT CARD HUB PURCHASES, TC-TERM CONTRACT, C-CONSOLIDATED. SEE PAGE 4 OF HUB REPORT FOR FUND TYPE DESCRIPTION.

333-OFFICE OF STATE-FEDERAL RELATIONS-Heavy Construction Unadjusted Goal is 11.9%

FUND TYPE	TOTAL EXPENDITURES	TOTAL SPENT WITH NON-HUBS AMOUNT/%	TOTAL SPENT WITH **ADJ. HUBS 6.6% AMOUNT/%	TOTAL SPENT WITH *OTHER HUBS 5.3% AMOUNT/%	ASIAN PACIFIC AMOUNT/%	BLACK AMOUNT/%	HISPANIC AMOUNT/%	NATIVE AMERICAN AMOUNT/%	*OTHER HUB GOAL 5.3% WOMAN AMOUNT/%
T									
N									
S									
-TC									
C									

333-OFFICE OF STATE-FEDERAL RELATIONS-Building Construction Unadjusted Goal is 26.1%

FUND TYPE	TOTAL EXPENDITURES	TOTAL SPENT WITH NON-HUBS	TOTAL SPENT WITH **ADJ. HUBS 25.1% AMOUNT/%	TOTAL SPENT WITH *OTHER HUBS 1.0% AMOUNT/%	BLACK	HISPANIC	WOMAN	*OTHER HUB GOAL 1.0% ASIAN PACIFIC NATIVE AMERICAN
T								
N								
S								
-TC								
C								

333-OFFICE OF STATE-FEDERAL RELATIONS-Special Trade Unadjusted Goal is 57.2%

FUND TYPE	TOTAL EXPENDITURES	TOTAL SPENT WITH NON-HUBS	TOTAL SPENT WITH **ADJ. HUBS 47.0% AMOUNT/%	TOTAL SPENT WITH *OTHER HUBS 10.2% AMOUNT/%	BLACK	HISPANIC	ASIAN PACIFIC	NATIVE AMERICAN	WOMAN
T	\$544	\$544/100 %							
N									
S									
-TC									
C	\$544	\$544/100 %							

333-OFFICE OF STATE-FEDERAL RELATIONS-Professional Services Unadjusted Goal is 20.0%

FUND TYPE	TOTAL EXPENDITURES	TOTAL SPENT WITH NON-HUBS	TOTAL SPENT WITH **ADJ. HUBS 18.1% AMOUNT/%	TOTAL SPENT WITH *OTHER HUBS 1.9% AMOUNT/%	BLACK	HISPANIC	WOMAN	*OTHER HUB GOAL 1.9% ASIAN PACIFIC NATIVE AMERICAN
T	\$12,258	\$12,258/100 %						
N								
S								
-TC								
C	\$12,258	\$12,258/100 %						

333-OFFICE OF STATE-FEDERAL RELATIONS-Other Services Unadjusted Goal is 33.0%

FUND TYPE	TOTAL EXPENDITURES	TOTAL SPENT WITH NON-HUBS	TOTAL SPENT WITH **ADJ. HUBS 33.0% AMOUNT/%	ASIAN PACIFIC	BLACK	HISPANIC	NATIVE AMERICAN	WOMAN
T	\$59,418	\$59,418/100 %						
N								
S								
-TC	\$3,892	\$3,892/100 %						
C	\$55,526	\$55,526/100 %						

333-OFFICE OF STATE-FEDERAL RELATIONS-Commodity Purchasing Unadjusted Goal is 12.6%

FUND TYPE	TOTAL EXPENDITURES	TOTAL SPENT WITH NON-HUBS	TOTAL SPENT WITH **ADJ. HUBS 11.8% AMOUNT/%	TOTAL SPENT WITH *OTHER HUBS 1.1% AMOUNT/%	BLACK	HISPANIC	WOMAN	*OTHER HUB GOAL 1.1% ASIAN PACIFIC NATIVE AMERICAN
T	\$121,727	\$98,266/80.7 %	\$7,738/6.35 %	\$15,702/12.8 %	\$712/.584 %		\$7,026/5.77 %	\$15,702/12.8 %
N								
S								
-TC	\$21,371	\$21,371/100 %						
C	\$100,356	\$76,915/76.6 %	\$7,738/7.71 %	\$15,702/15.6 %	\$712/.708 %		\$7,026/7.00 %	\$15,702/15.6 %

DB = DEBIT (NEGATIVE AMOUNT) * = OTHER HUBS ** = ADJUSTED HUBS *** = DOLLARS REPORTED BUT NOT SHOWN IN THESE COLUMNS. SEE COVER LETTER PARA. 4
T=TREASURY, N=NON-TREASURY, S=SUBCONTRACTOR FUNDS & PROCUREMENT CARD HUB PURCHASES, TC=TERM CONTRACT, C=CONSOLIDATED. SEE PAGE 4 OF HUB REPORT FOR FUND TYPE DESCRIPTION.

FUND TYPE	TOTAL EXPENDITURES	TOTAL SPENT WITH NON-HUBS	335-TX COMM FOR DEAF & HARD OF HEARING-Heavy Construction Unadjusted Goal is 11.8%		**ADJUSTED HUB GOAL 6.6%				*OTHER HUB GOAL 5.3%
			TOTAL SPENT WITH **ADJ. HUBS 6.6%	TOTAL SPENT WITH *OTHER HUBS 5.3%	ASIAN PACIFIC	BLACK	HISPANIC	NATIVE AMERICAN	WOMAN

T									
N									
S									
-TC									
C									

FUND TYPE	TOTAL EXPENDITURES	TOTAL SPENT WITH NON-HUBS	335-TX COMM FOR DEAF & HARD OF HEARING-Building Construction Unadjusted Goal is 26.1%		**ADJUSTED HUB GOAL 26.1%			*OTHER HUB GOAL 1.0%	
			TOTAL SPENT WITH **ADJ. HUBS 26.1%	TOTAL SPENT WITH *OTHER HUBS 1.0%	BLACK	HISPANIC	WOMAN	ASIAN PACIFIC	NATIVE AMERICAN

T									
N									
S									
-TC									
C									

FUND TYPE	TOTAL EXPENDITURES	TOTAL SPENT WITH NON-HUBS	335-TX COMM FOR DEAF & HARD OF HEARING-Special Trade Unadjusted Goal is 57.2%		**ADJUSTED HUB GOAL 47.0%		*OTHER HUB GOAL 10.2%		
			TOTAL SPENT WITH **ADJ. HUBS 47.0%	TOTAL SPENT WITH *OTHER HUBS 10.2%	BLACK	HISPANIC	ASIAN PACIFIC	NATIVE AMERICAN	WOMAN

T									
N									
S									
-TC									
C									

FUND TYPE	TOTAL EXPENDITURES	TOTAL SPENT WITH NON-HUBS	335-TX COMM FOR DEAF & HARD OF HEARING-Professional Services Unadjusted Goal is 20.0%		**ADJUSTED HUB GOAL 18.1%			*OTHER HUB GOAL 1.9%	
			TOTAL SPENT WITH **ADJ. HUBS 18.1%	TOTAL SPENT WITH *OTHER HUBS 1.9%	BLACK	HISPANIC	WOMAN	ASIAN PACIFIC	NATIVE AMERICAN

T	\$15		\$15/100 %					\$15/100 %	
N									
S									
-TC									
C	\$15		\$15/100 %					\$15/100 %	

FUND TYPE	TOTAL EXPENDITURES	TOTAL SPENT WITH NON-HUBS	335-TX COMM FOR DEAF & HARD OF HEARING-Other Services Unadjusted Goal is 33.0%		**ADJUSTED HUB GOAL 33.0%				
			TOTAL SPENT WITH **ADJ. HUBS 33.0%	TOTAL SPENT WITH *OTHER HUBS 1.1%	ASIAN PACIFIC	BLACK	HISPANIC	NATIVE AMERICAN	WOMAN

T	\$98,978	\$84,095/84.1%	\$15,883/15.8%		\$693/.693%		\$54/.055%		\$15,135/15.1%
N									
S									
-TC	\$1,834	\$1,834/100 %							
C	\$98,143	\$82,280/83.8%	\$15,883/16.1%		\$693/.706%		\$54/.058%		\$15,135/15.4%

FUND TYPE	TOTAL EXPENDITURES	TOTAL SPENT WITH NON-HUBS	335-TX COMM FOR DEAF & HARD OF HEARING-Commodity Purchasing Unadjusted Goal is 12.6%		**ADJUSTED HUB GOAL 11.5%			*OTHER HUB GOAL 1.1%	
			TOTAL SPENT WITH **ADJ. HUBS 11.5%	TOTAL SPENT WITH *OTHER HUBS 1.1%	BLACK	HISPANIC	WOMAN	ASIAN PACIFIC	NATIVE AMERICAN

T	\$18,275	\$12,487/73.8%	\$1,907/10.4%		\$419/2.28%		\$1,488/8.14%		\$2,880/15.7%
N									
S									
-TC	\$1,732	\$1,732/100 %							
C	\$16,543	\$11,755/71.0%	\$1,907/11.5%		\$419/2.53%		\$1,488/8.99%		\$2,880/17.4%

DB = DEBIT (NEGATIVE AMOUNT) * = OTHER HUBS ** = ADJUSTED HUBS *** = DOLLARS REPORTED BUT NOT SHOWN IN THESE COLUMNS. SEE COVER LETTER PARA. 4
T-TREASURY, N-NON-TREASURY, S-SUBCONTRACTOR FUNDS & PROCUREMENT CARD HUB PURCHASES, TC-TERM CONTRACT, C-CONSOLIDATED. SEE PAGE 4 OF HUB REPORT FOR FUND TYPE DESCRIPTION.

FUND TYPE	TOTAL EXPENDITURES	TOTAL SPENT WITH NON-HUBS AMOUNT/%	337-BOARD OF TAX PROFESSIONAL EXAMINERS-Heavy Construction Unadjusted Goal is 11.9%		**ADJUSTED HUB GOAL 8.8%				*OTHER HUB GOAL 5.3%
			TOTAL SPENT WITH **ADJ. HUBS 8.8% AMOUNT/%	TOTAL SPENT WITH *OTHER HUBS 5.3% AMOUNT/%	ASIAN PACIFIC AMOUNT/%	BLACK AMOUNT/%	HISPANIC AMOUNT/%	NATIVE AMERICAN AMOUNT/%	WOMAN AMOUNT/%

T
N
S
-TC
C

FUND TYPE	TOTAL EXPENDITURES	TOTAL SPENT WITH NON-HUBS	337-BOARD OF TAX PROFESSIONAL EXAMINERS-Building Construction Unadjusted Goal is 26.1%		**ADJUSTED HUB GOAL 25.1%			*OTHER HUB GOAL 1.0%	
			TOTAL SPENT WITH **ADJ. HUBS 25.1%	TOTAL SPENT WITH *OTHER HUBS 1.0%	BLACK	HISPANIC	WOMAN	ASIAN PACIFIC	NATIVE AMERICAN

T
N
S
-TC
C

FUND TYPE	TOTAL EXPENDITURES	TOTAL SPENT WITH NON-HUBS	337-BOARD OF TAX PROFESSIONAL EXAMINERS-Special Trade Unadjusted Goal is 57.2%		**ADJUSTED HUB GOAL 47.0%		*OTHER HUB GOAL 10.2%		
			TOTAL SPENT WITH **ADJ. HUBS 47.0%	TOTAL SPENT WITH *OTHER HUBS 10.2%	BLACK	HISPANIC	ASIAN PACIFIC	NATIVE AMERICAN	WOMAN

T
N
S
-TC
C

FUND TYPE	TOTAL EXPENDITURES	TOTAL SPENT WITH NON-HUBS	337-BOARD OF TAX PROFESSIONAL EXAMINERS-Professional Services Unadjusted Goal is 20.0%		**ADJUSTED HUB GOAL 18.1%			*OTHER HUB GOAL 1.9%	
			TOTAL SPENT WITH **ADJ. HUBS 18.1%	TOTAL SPENT WITH *OTHER HUBS 1.9%	BLACK	HISPANIC	WOMAN	ASIAN PACIFIC	NATIVE AMERICAN

T
N
S
-TC
C

FUND TYPE	TOTAL EXPENDITURES	TOTAL SPENT WITH NON-HUBS	337-BOARD OF TAX PROFESSIONAL EXAMINERS-Other Services Unadjusted Goal is 33.0%		**ADJUSTED HUB GOAL 33.0%				
			TOTAL SPENT WITH **ADJ. HUBS 33.0%	TOTAL SPENT WITH *OTHER HUBS 1.1%	ASIAN PACIFIC	BLACK	HISPANIC	NATIVE AMERICAN	WOMAN

T
N
S
-TC
C

FUND TYPE	TOTAL EXPENDITURES	TOTAL SPENT WITH NON-HUBS	337-BOARD OF TAX PROFESSIONAL EXAMINERS-Commodity Purchasing Unadjusted Goal is 12.6%		**ADJUSTED HUB GOAL 11.5%			*OTHER HUB GOAL 1.1%	
			TOTAL SPENT WITH **ADJ. HUBS 11.5%	TOTAL SPENT WITH *OTHER HUBS 1.1%	BLACK	HISPANIC	WOMAN	ASIAN PACIFIC	NATIVE AMERICAN

T
N
S
-TC
C

DR = DEBIT (NEGATIVE AMOUNT) * = OTHER HUBS ** = ADJUSTED HUBS *** = DOLLARS REPORTED BUT NOT SHOWN IN THESE COLUMNS. SEE COVER LETTER PARA. 4
T=TREASURY, N=NON-TREASURY, S=SUBCONTRACTOR FUNDS & PROCUREMENT CARD HUB PURCHASES, TC=TERM CONTRACT, C=CONSOLIDATED. SEE PAGE 4 OF HUB REPORT FOR FUND TYPE DESCRIPTION.

338-STATE PENSION REVIEW BOARD-Heavy Construction Unadjusted Goal is 11.9%

FUND TYPE	TOTAL EXPENDITURES	TOTAL SPENT WITH NON-HUBS AMOUNT/%	TOTAL SPENT WITH **ADJ. HUBS 6.6%	TOTAL SPENT WITH *OTHER HUBS 5.3%	**ADJUSTED HUB GOAL 6.6%				*OTHER HUB GOAL 5.3%
			AMOUNT/%	AMOUNT/%	ASIAN PACIFIC AMOUNT/%	BLACK AMOUNT/%	HISPANIC AMOUNT/%	NATIVE AMERICAN AMOUNT/%	WOMAN AMOUNT/%
T									
N									
S									
-TC									
C									

338-STATE PENSION REVIEW BOARD-Building Construction Unadjusted Goal is 28.1%

FUND TYPE	TOTAL EXPENDITURES	TOTAL SPENT WITH NON-HUBS	TOTAL SPENT WITH **ADJ. HUBS 25.1%	TOTAL SPENT WITH *OTHER HUBS 1.0%	**ADJUSTED HUB GOAL 25.1%			*OTHER HUB GOAL 1.0%
			AMOUNT/%	AMOUNT/%	BLACK	HISPANIC	WOMAN	ASIAN PACIFIC
T								
N								
S								
-TC								
C								

338-STATE PENSION REVIEW BOARD-Special Trade Unadjusted Goal is 57.2%

FUND TYPE	TOTAL EXPENDITURES	TOTAL SPENT WITH NON-HUBS	TOTAL SPENT WITH **ADJ. HUBS 47.0%	TOTAL SPENT WITH *OTHER HUBS 10.2%	**ADJUSTED HUB GOAL 47.0%			*OTHER HUB GOAL 10.2%
			AMOUNT/%	AMOUNT/%	BLACK	HISPANIC	WOMAN	ASIAN PACIFIC
T								
N								
S								
-TC								
C								

338-STATE PENSION REVIEW BOARD-Professional Services Unadjusted Goal is 20.0%

FUND TYPE	TOTAL EXPENDITURES	TOTAL SPENT WITH NON-HUBS	TOTAL SPENT WITH **ADJ. HUBS 18.1%	TOTAL SPENT WITH *OTHER HUBS 1.9%	**ADJUSTED HUB GOAL 18.1%			*OTHER HUB GOAL 1.9%
			AMOUNT/%	AMOUNT/%	BLACK	HISPANIC	WOMAN	ASIAN PACIFIC
T	\$53,442	\$53,442/100 %						
N								
S								
-TC								
C	\$53,442	\$53,442/100 %						

338-STATE PENSION REVIEW BOARD-Other Services Unadjusted Goal is 33.0%

FUND TYPE	TOTAL EXPENDITURES	TOTAL SPENT WITH NON-HUBS	TOTAL SPENT WITH **ADJ. HUBS 33.0%	**ADJUSTED HUB GOAL 33.0%				
			AMOUNT/%	ASIAN PACIFIC	BLACK	HISPANIC	NATIVE AMERICAN	WOMAN
T	\$78	\$78/100 %						
N								
S								
-TC								
C	\$78	\$78/100 %						

338-STATE PENSION REVIEW BOARD-Commodity Purchasing Unadjusted Goal is 12.6%

FUND TYPE	TOTAL EXPENDITURES	TOTAL SPENT WITH NON-HUBS	TOTAL SPENT WITH **ADJ. HUBS 11.5%	TOTAL SPENT WITH *OTHER HUBS 1.1%	**ADJUSTED HUB GOAL 11.5%			*OTHER HUB GOAL 1.1%
			AMOUNT/%	AMOUNT/%	BLACK	HISPANIC	WOMAN	ASIAN PACIFIC
T	\$5,976	\$3,194/53.4%	\$2,782/46.5%					
N								
S								
-TC	\$2,044	\$2,044/100 %						
C	\$3,932	\$1,150/29.2%	\$2,782/70.7%					

DB = DEBIT (NEGATIVE AMOUNT) * = OTHER HUBS ** = ADJUSTED HUBS *** = DOLLARS REPORTED BUT NOT SHOWN IN THESE COLUMNS. SEE COVER LETTER PARA. 4
T-TREASURY, N-NON-TREASURY, S-SUBCONTRACTOR FUNDS & PROCUREMENT CARD HUB PURCHASES, TC-TERM CONTRACT, C-CONSOLIDATED. SEE PAGE 4 OF HUB REPORT FOR FUND TYPE DESCRIPTION.

340-TEXAS DEPARTMENT ON AGING-Heavy Construction Unadjusted Goal is 11.9%

FUND TYPE	TOTAL EXPENDITURES	TOTAL SPENT WITH NON-HUBS AMOUNT/%	TOTAL SPENT WITH **ADJ. HUBS 6.6% AMOUNT/%	TOTAL SPENT WITH *OTHER HUBS 5.3% AMOUNT/%	ASIAN PACIFIC AMOUNT/%	BLACK AMOUNT/%	HISPANIC AMOUNT/%	NATIVE AMERICAN AMOUNT/%	*OTHER HUB GOAL 5.3% WOMAN AMOUNT/%
T									
N									
S									
TC									
C									

340-TEXAS DEPARTMENT ON AGING-Building Construction Unadjusted Goal is 26.1%

FUND TYPE	TOTAL EXPENDITURES	TOTAL SPENT WITH NON-HUBS	TOTAL SPENT WITH **ADJ. HUBS 25.1%	TOTAL SPENT WITH *OTHER HUBS 1.0%	BLACK	HISPANIC	WOMAN	*OTHER HUB GOAL 1.0% ASIAN PACIFIC NATIVE AMERICAN
T								
N								
S								
TC								
C								

340-TEXAS DEPARTMENT ON AGING-Special Trade Unadjusted Goal is 57.2%

FUND TYPE	TOTAL EXPENDITURES	TOTAL SPENT WITH NON-HUBS	TOTAL SPENT WITH **ADJ. HUBS 47.0%	TOTAL SPENT WITH *OTHER HUBS 10.2%	BLACK	HISPANIC	ASIAN PACIFIC	NATIVE AMERICAN	WOMAN
T									
N									
S									
TC									
C									

340-TEXAS DEPARTMENT ON AGING-Professional Services Unadjusted Goal is 20.0%

FUND TYPE	TOTAL EXPENDITURES	TOTAL SPENT WITH NON-HUBS	TOTAL SPENT WITH **ADJ. HUBS 18.1%	TOTAL SPENT WITH *OTHER HUBS 1.9%	BLACK	HISPANIC	WOMAN	*OTHER HUB GOAL 1.9% ASIAN PACIFIC NATIVE AMERICAN
T	\$37,061	\$37,061/100 %						
N								
S								
TC								
C	\$37,061	\$37,061/100 %						

340-TEXAS DEPARTMENT ON AGING-Other Services Unadjusted Goal is 33.0%

FUND TYPE	TOTAL EXPENDITURES	TOTAL SPENT WITH NON-HUBS	TOTAL SPENT WITH **ADJ. HUBS 33.0%	ASIAN PACIFIC	BLACK	HISPANIC	NATIVE AMERICAN	WOMAN
T	\$345,507	\$282,264/81.6%	\$63,242/18.3%			\$5,057/1.46%		\$58,185/16.8%
N								
S								
TC	\$807	\$807/100 %						
C	\$344,700	\$281,457/81.6%	\$63,242/18.3%			\$5,057/1.46%		\$58,185/16.8%

340-TEXAS DEPARTMENT ON AGING-Commodity Purchasing Unadjusted Goal is 12.6%

FUND TYPE	TOTAL EXPENDITURES	TOTAL SPENT WITH NON-HUBS	TOTAL SPENT WITH **ADJ. HUBS 11.5%	TOTAL SPENT WITH *OTHER HUBS 1.1%	BLACK	HISPANIC	WOMAN	*OTHER HUB GOAL 1.1% ASIAN PACIFIC NATIVE AMERICAN
T	\$138,064	\$112,841/81.7%	\$16,273/11.7%	\$8,969/6.49%			\$16,273/11.7%	\$8,705/6.30% \$264/.191%
N								
S								
TC	\$3,187	\$3,187/100 %						
C	\$134,877	\$109,654/81.2%	\$16,273/12.0%	\$8,969/6.64%			\$16,273/12.0%	\$8,705/6.45% \$264/.195%

DB = DEBIT (NEGATIVE AMOUNT) * = OTHER HUBS ** = ADJUSTED HUBS *** = DOLLARS REPORTED BUT NOT SHOWN IN THESE COLUMNS. SEE COVER LETTER PARA. 4
T-TREASURY, N-NON-TREASURY, S-SUBCONTRACTOR FUNDS & PROCUREMENT CARD HUB PURCHASES, TC-TERM CONTRACT, C-CONSOLIDATED. SEE PAGE 4 OF HUB REPORT FOR FUND TYPE DESCRIPTION.

342-STATE AIRCRAFT POOLING BOARD-Heavy Construction Unadjusted Goal is 11.9%

FUND TYPE	TOTAL EXPENDITURES	TOTAL SPENT WITH NON-HUBS AMOUNT/%	TOTAL SPENT WITH **ADJ. HUBS 6.6% AMOUNT/%	TOTAL SPENT WITH *OTHER HUBS 5.3% AMOUNT/%	ASIAN PACIFIC AMOUNT/%	**ADJUSTED HUB GOAL 6.6% BLACK AMOUNT/%	HISPANIC AMOUNT/%	NATIVE AMERICAN AMOUNT/%	*OTHER HUB GOAL 5.3% WOMAN AMOUNT/%
-----------	--------------------	------------------------------------	--	--	------------------------	--	-------------------	--------------------------	--

T
N
S
-TC

C

342-STATE AIRCRAFT POOLING BOARD-Building Construction Unadjusted Goal is 26.1%

FUND TYPE	TOTAL EXPENDITURES	TOTAL SPENT WITH NON-HUBS	TOTAL SPENT WITH **ADJ. HUBS 29.1%	TOTAL SPENT WITH *OTHER HUBS 1.0%	BLACK	**ADJUSTED HUB GOAL 25.1% HISPANIC	WOMAN	*OTHER HUB GOAL 1.0% ASIAN PACIFIC	NATIVE AMERICAN
-----------	--------------------	---------------------------	------------------------------------	-----------------------------------	-------	---------------------------------------	-------	---------------------------------------	-----------------

T
N
S
-TC

C

342-STATE AIRCRAFT POOLING BOARD-Special Trade Unadjusted Goal is 57.2%

FUND TYPE	TOTAL EXPENDITURES	TOTAL SPENT WITH NON-HUBS	TOTAL SPENT WITH **ADJ. HUBS 47.0%	TOTAL SPENT WITH *OTHER HUBS 10.2%	BLACK	**ADJUSTED HUB GOAL 47.0% HISPANIC	ASIAN PACIFIC	*OTHER HUB GOAL 10.2% NATIVE AMERICAN	WOMAN
-----------	--------------------	---------------------------	------------------------------------	------------------------------------	-------	---------------------------------------	---------------	--	-------

T
N
S
-TC

C

342-STATE AIRCRAFT POOLING BOARD-Professional Services Unadjusted Goal is 20.0%

FUND TYPE	TOTAL EXPENDITURES	TOTAL SPENT WITH NON-HUBS	TOTAL SPENT WITH **ADJ. HUBS 18.1%	TOTAL SPENT WITH *OTHER HUBS 1.8%	BLACK	**ADJUSTED HUB GOAL 18.1% HISPANIC	WOMAN	*OTHER HUB GOAL 1.8% ASIAN PACIFIC	NATIVE AMERICAN
-----------	--------------------	---------------------------	------------------------------------	-----------------------------------	-------	---------------------------------------	-------	---------------------------------------	-----------------

T
N
S
-TC

C

342-STATE AIRCRAFT POOLING BOARD-Other Services Unadjusted Goal is 33.0%

FUND TYPE	TOTAL EXPENDITURES	TOTAL SPENT WITH NON-HUBS	TOTAL SPENT WITH **ADJ. HUBS 33.0%	ASIAN PACIFIC	BLACK	**ADJUSTED HUB GOAL 33.0% HISPANIC	NATIVE AMERICAN	WOMAN
-----------	--------------------	---------------------------	------------------------------------	---------------	-------	---------------------------------------	-----------------	-------

T
N
S
-TC

C

342-STATE AIRCRAFT POOLING BOARD-Commodity Purchasing Unadjusted Goal is 12.6%

FUND TYPE	TOTAL EXPENDITURES	TOTAL SPENT WITH NON-HUBS	TOTAL SPENT WITH **ADJ. HUBS 11.5%	TOTAL SPENT WITH *OTHER HUBS 1.1%	BLACK	**ADJUSTED HUB GOAL 11.5% HISPANIC	WOMAN	*OTHER HUB GOAL 1.1% ASIAN PACIFIC	NATIVE AMERICAN
-----------	--------------------	---------------------------	------------------------------------	-----------------------------------	-------	---------------------------------------	-------	---------------------------------------	-----------------

T
N
S
-TC

C

DB = DEBIT (NEGATIVE AMOUNT) * = OTHER HUBS ** = ADJUSTED HUBS *** = DOLLARS REPORTED BUT NOT SHOWN IN THESE COLUMNS. SEE COVER LETTER PARA. 4
T=TREASURY, N=NON-TREASURY, S=SUBCONTRACTOR FUNDS & PROCUREMENT CARD HUB PURCHASES, TC=TERM CONTRACT, C=CONSOLIDATED. SEE PAGE 4 OF HUB REPORT FOR FUND TYPE DESCRIPTION.

FUND TYPE	TOTAL EXPENDITURES	TOTAL SPENT WITH NON-HUBS AMOUNT/%	344-COMMISSION ON HUMAN RIGHTS-Heavy Construction Unadjusted Goal is 11.9%		**ADJUSTED HUB GOAL 6.6%				*OTHER HUB GOAL 5.3% WOMAN AMOUNT/%
			TOTAL SPENT WITH **ADJ. HUBS 6.6% AMOUNT/%	TOTAL SPENT WITH *OTHER HUBS 1.1% AMOUNT/%	ASIAN PACIFIC AMOUNT/%	BLACK AMOUNT/%	HISPANIC AMOUNT/%	NATIVE AMERICAN AMOUNT/%	

T
N
S
-TC

C

FUND TYPE	TOTAL EXPENDITURES	TOTAL SPENT WITH NON-HUBS	344-COMMISSION ON HUMAN RIGHTS-Building Construction Unadjusted Goal is 26.1%		**ADJUSTED HUB GOAL 25.1%			*OTHER HUB GOAL 1.0%	
			TOTAL SPENT WITH **ADJ. HUBS 25.1%	TOTAL SPENT WITH *OTHER HUBS 1.0%	BLACK	HISPANIC	WOMAN	ASIAN PACIFIC	NATIVE AMERICAN

T
N
S
-TC

C

FUND TYPE	TOTAL EXPENDITURES	TOTAL SPENT WITH NON-HUBS	344-COMMISSION ON HUMAN RIGHTS-Special Trade Unadjusted Goal is 57.2%		**ADJUSTED HUB GOAL 47.0%		*OTHER HUB GOAL 10.2%		
			TOTAL SPENT WITH **ADJ. HUBS 47.0%	TOTAL SPENT WITH *OTHER HUBS 10.2%	BLACK	HISPANIC	ASIAN PACIFIC	NATIVE AMERICAN	WOMAN

T
N
S
-TC

C

FUND TYPE	TOTAL EXPENDITURES	TOTAL SPENT WITH NON-HUBS	344-COMMISSION ON HUMAN RIGHTS-Professional Services Unadjusted Goal is 20.0%		**ADJUSTED HUB GOAL 18.1%			*OTHER HUB GOAL 1.9%	
			TOTAL SPENT WITH **ADJ. HUBS 18.1%	TOTAL SPENT WITH *OTHER HUBS 1.9%	BLACK	HISPANIC	WOMAN	ASIAN PACIFIC	NATIVE AMERICAN

T
N
S
-TC

C

FUND TYPE	TOTAL EXPENDITURES	TOTAL SPENT WITH NON-HUBS	344-COMMISSION ON HUMAN RIGHTS-Other Services Unadjusted Goal is 33.0%		**ADJUSTED HUB GOAL 33.0%				
			TOTAL SPENT WITH **ADJ. HUBS 33.0%	TOTAL SPENT WITH *OTHER HUBS 1.1%	ASIAN PACIFIC	BLACK	HISPANIC	NATIVE AMERICAN	WOMAN

T
N
S
-TC

C

FUND TYPE	TOTAL EXPENDITURES	TOTAL SPENT WITH NON-HUBS	344-COMMISSION ON HUMAN RIGHTS-Commodity Purchasing Unadjusted Goal is 12.6%		**ADJUSTED HUB GOAL 11.5%			*OTHER HUB GOAL 1.1%	
			TOTAL SPENT WITH **ADJ. HUBS 11.5%	TOTAL SPENT WITH *OTHER HUBS 1.1%	BLACK	HISPANIC	WOMAN	ASIAN PACIFIC	NATIVE AMERICAN

T
N
S
-TC

C

DB = DEBIT (NEGATIVE AMOUNT) * = OTHER HUBS ** = ADJUSTED HUBS *** = DOLLARS REPORTED BUT NOT SHOWN IN THESE COLUMNS. SEE COVER LETTER PARA. 4
T-TREASURY, N=NON-TREASURY, S-SUBCONTRACTOR FUNDS & PROCUREMENT CARD HUB PURCHASES, TC-TERM CONTRACT, C-CONSOLIDATED. SEE PAGE 4 OF HUB REPORT FOR FUND TYPE DESCRIPTION.

347-TEXAS PUBLIC FINANCE AUTHORITY-Heavy Construction Unadjusted Goal is 11.9%

FUND TYPE	TOTAL EXPENDITURES	TOTAL SPENT WITH NON-HUBS AMOUNT/%	TOTAL SPENT WITH **ADJ. HUBS 6.6%	TOTAL SPENT WITH *OTHER HUBS 5.3%	ASIAN PACIFIC AMOUNT/%	BLACK AMOUNT/%	HISPANIC AMOUNT/%	NATIVE AMERICAN AMOUNT/%	*OTHER HUB GOAL 5.3% WOMAN AMOUNT/%
T									
N									
S									
-TC									
C									

347-TEXAS PUBLIC FINANCE AUTHORITY-Building Construction Unadjusted Goal is 26.1%

FUND TYPE	TOTAL EXPENDITURES	TOTAL SPENT WITH NON-HUBS	TOTAL SPENT WITH **ADJ. HUBS 25.1%	TOTAL SPENT WITH *OTHER HUBS 1.0%	BLACK	HISPANIC	WOMAN	ASIAN PACIFIC	NATIVE AMERICAN
T									
N									
S									
-TC									
C									

347-TEXAS PUBLIC FINANCE AUTHORITY-Special Trade Unadjusted Goal is 57.2%

FUND TYPE	TOTAL EXPENDITURES	TOTAL SPENT WITH NON-HUBS	TOTAL SPENT WITH **ADJ. HUBS 47.0%	TOTAL SPENT WITH *OTHER HUBS 10.2%	BLACK	HISPANIC	ASIAN PACIFIC	NATIVE AMERICAN	WOMAN
T									
N									
S									
-TC									
C									

347-TEXAS PUBLIC FINANCE AUTHORITY-Professional Services Unadjusted Goal is 20.0%

FUND TYPE	TOTAL EXPENDITURES	TOTAL SPENT WITH NON-HUBS	TOTAL SPENT WITH **ADJ. HUBS 18.1%	TOTAL SPENT WITH *OTHER HUBS 1.8%	BLACK	HISPANIC	WOMAN	ASIAN PACIFIC	NATIVE AMERICAN
T	\$559,112	\$527,362/94.3%	\$31,750/5.67%		\$22,511/4.02%	\$9,238/1.65%			
N									
S									
-TC									
C	\$559,112	\$527,362/94.3%	\$31,750/5.67%		\$22,511/4.02%	\$9,238/1.65%			

347-TEXAS PUBLIC FINANCE AUTHORITY-Other Services Unadjusted Goal is 33.0%

FUND TYPE	TOTAL EXPENDITURES	TOTAL SPENT WITH NON-HUBS	TOTAL SPENT WITH **ADJ. HUBS 33.0%	TOTAL SPENT WITH *OTHER HUBS 1.1%	ASIAN PACIFIC	BLACK	HISPANIC	NATIVE AMERICAN	WOMAN
T	\$371,561	\$311,058/83.7%	\$60,503/16.2%			\$59,943/16.1%			\$559/1.50%
N									
S									
-TC	\$515	\$445/86.5%	\$69/13.4%						\$69/13.4%
C	\$371,046	\$310,612/83.7%	\$60,433/16.2%			\$59,943/16.1%			\$489/1.32%

347-TEXAS PUBLIC FINANCE AUTHORITY-Commodity Purchasing Unadjusted Goal is 12.6%

FUND TYPE	TOTAL EXPENDITURES	TOTAL SPENT WITH NON-HUBS	TOTAL SPENT WITH **ADJ. HUBS 11.5%	TOTAL SPENT WITH *OTHER HUBS 1.1%	BLACK	HISPANIC	WOMAN	ASIAN PACIFIC	NATIVE AMERICAN
T	\$19,801	\$6,828/34.8%	\$10,036/51.2%	\$2,735/13.8%	\$1,068/5.44%	\$3,407/17.3%	\$5,562/28.3%	\$2,735/13.9%	
N									
S									
-TC	\$4,356	\$4,224/96.5%	\$132/3.03%					\$132/3.03%	
C	\$15,245	\$2,605/17.0%	\$9,804/64.9%	\$2,735/17.9%	\$1,068/5.98%	\$3,407/22.3%	\$5,430/35.6%	\$2,735/17.9%	

DB = DEBIT (NEGATIVE AMOUNT) * = OTHER HUBS ** = ADJUSTED HUBS *** = DOLLARS REPORTED BUT NOT SHOWN IN THESE COLUMNS. SEE COVER LETTER PARA. 4
T-TREASURY, N-NON-TREASURY, S-SUBCONTRACTOR FUNDS & PROCUREMENT CARD HUB PURCHASES, TC-TERM CONTRACT, C-CONSOLIDATED. SEE PAGE 4 OF HUB REPORT FOR FUND TYPE DESCRIPTION.

352-TEXAS BOND REVIEW BOARD-Heavy Construction Unadjusted Goal is 11.9%

FUND TYPE	TOTAL EXPENDITURES	TOTAL SPENT WITH NON-HUBS AMOUNT/%	TOTAL SPENT WITH **ADJ. HUBS 5.5% AMOUNT/%	TOTAL SPENT WITH *OTHER HUBS 5.3% AMOUNT/%	ASIAN PACIFIC AMOUNT/%	**ADJUSTED HUB GOAL 5.6% BLACK AMOUNT/%	HISPANIC AMOUNT/%	NATIVE AMERICAN AMOUNT/%	*OTHER HUB GOAL 5.3% WOMAN AMOUNT/%
-----------	--------------------	------------------------------------	--	--	------------------------	--	-------------------	--------------------------	--

T									
N									
S									
TC									
C									

352-TEXAS BOND REVIEW BOARD-Building Construction Unadjusted Goal is 26.1%

FUND TYPE	TOTAL EXPENDITURES	TOTAL SPENT WITH NON-HUBS	TOTAL SPENT WITH **ADJ. HUBS 25.1%	TOTAL SPENT WITH *OTHER HUBS 1.0%	BLACK	**ADJUSTED HUB GOAL 25.1% HISPANIC	WOMAN	*OTHER HUB GOAL 1.0% ASIAN PACIFIC	NATIVE AMERICAN
-----------	--------------------	---------------------------	------------------------------------	-----------------------------------	-------	---------------------------------------	-------	---------------------------------------	-----------------

T									
N									
S									
TC									
C									

352-TEXAS BOND REVIEW BOARD-Special Trade Unadjusted Goal is 57.2%

FUND TYPE	TOTAL EXPENDITURES	TOTAL SPENT WITH NON-HUBS	TOTAL SPENT WITH **ADJ. HUBS 47.0%	TOTAL SPENT WITH *OTHER HUBS 10.2%	BLACK	**ADJUSTED HUB GOAL 47.0% HISPANIC	ASIAN PACIFIC	*OTHER HUB GOAL 10.2% NATIVE AMERICAN	WOMAN
-----------	--------------------	---------------------------	------------------------------------	------------------------------------	-------	---------------------------------------	---------------	--	-------

T									
N									
S									
TC									
C									

352-TEXAS BOND REVIEW BOARD-Professional Services Unadjusted Goal is 20.0%

FUND TYPE	TOTAL EXPENDITURES	TOTAL SPENT WITH NON-HUBS	TOTAL SPENT WITH **ADJ. HUBS 18.1%	TOTAL SPENT WITH *OTHER HUBS 1.9%	BLACK	**ADJUSTED HUB GOAL 18.1% HISPANIC	WOMAN	*OTHER HUB GOAL 1.9% ASIAN PACIFIC	NATIVE AMERICAN
-----------	--------------------	---------------------------	------------------------------------	-----------------------------------	-------	---------------------------------------	-------	---------------------------------------	-----------------

T									
N									
S									
TC									
C									

352-TEXAS BOND REVIEW BOARD-Other Services Unadjusted Goal is 33.0%

FUND TYPE	TOTAL EXPENDITURES	TOTAL SPENT WITH NON-HUBS	TOTAL SPENT WITH **ADJ. HUBS 33.0%	ASIAN PACIFIC	BLACK	**ADJUSTED HUB GOAL 33.0% HISPANIC	NATIVE AMERICAN	WOMAN
-----------	--------------------	---------------------------	------------------------------------	---------------	-------	---------------------------------------	-----------------	-------

T	\$13,601	\$4,405/32.3%	\$9,196/67.6%			\$10/.076%		\$9,186/67.5%
N								
S								
TC								
C	\$13,601	\$4,405/32.3%	\$9,196/67.6%			\$10/.076%		\$9,186/67.5%

352-TEXAS BOND REVIEW BOARD-Commodity Purchasing Unadjusted Goal is 12.5%

FUND TYPE	TOTAL EXPENDITURES	TOTAL SPENT WITH NON-HUBS	TOTAL SPENT WITH **ADJ. HUBS 11.5%	TOTAL SPENT WITH *OTHER HUBS 1.1%	BLACK	**ADJUSTED HUB GOAL 11.5% HISPANIC	WOMAN	*OTHER HUB GOAL 1.1% ASIAN PACIFIC	NATIVE AMERICAN
-----------	--------------------	---------------------------	------------------------------------	-----------------------------------	-------	---------------------------------------	-------	---------------------------------------	-----------------

T	\$22,838	\$20,328/89.0%	\$1,895/8.73%	\$515/2.25%			\$1,995/8.73%		\$515/2.25%
N									
S									
TC	\$2,943	\$2,816/95.5%	\$127/4.31%				\$127/4.31%		
C	\$19,894	\$17,511/88.0%	\$1,868/9.39%	\$515/2.58%			\$1,868/9.39%		\$515/2.58%

DB = DEBIT (NEGATIVE AMOUNT) * = OTHER HUBS ** = ADJUSTED HUBS *** = DOLLARS REPORTED BUT NOT SHOWN IN THESE COLUMNS. SEE COVER LETTER PARA. 4
T=TREASURY, N=NON-TREASURY, S=SUBCONTRACTOR FUNDS & PROCUREMENT CARD HUB PURCHASES, TC=TERM CONTRACT, C=CONSOLIDATED. SEE PAGE 4 OF HUB REPORT FOR FUND TYPE DESCRIPTION.

353-TEXAS INCENTIVE & PRODUCTIVITY COMM.-Heavy Construction Unadjusted Goal is 11.9%

FUND TYPE	TOTAL EXPENDITURES	TOTAL SPENT WITH NON-HUBS AMOUNT/%	TOTAL SPENT WITH **ADJ HUBS 6.6% AMOUNT/%	TOTAL SPENT WITH *OTHER HUBS 5.3% AMOUNT/%	ASIAN PACIFIC AMOUNT/%	BLACK AMOUNT/%	HISPANIC AMOUNT/%	NATIVE AMERICAN AMOUNT/%	*OTHER HUB GOAL 5.3% WOMAN AMOUNT/%
-----------	--------------------	------------------------------------	---	--	------------------------	----------------	-------------------	--------------------------	-------------------------------------

T
N
S
-TC
C

353-TEXAS INCENTIVE & PRODUCTIVITY COMM.-Building Construction Unadjusted Goal is 26.1%

FUND TYPE	TOTAL EXPENDITURES	TOTAL SPENT WITH NON-HUBS	TOTAL SPENT WITH **ADJ HUBS 25.1%	TOTAL SPENT WITH *OTHER HUBS 1.0%	BLACK	HISPANIC	WOMAN	ASIAN PACIFIC	NATIVE AMERICAN
-----------	--------------------	---------------------------	-----------------------------------	-----------------------------------	-------	----------	-------	---------------	-----------------

T
N
S
-TC
C

353-TEXAS INCENTIVE & PRODUCTIVITY COMM.-Special Trade Unadjusted Goal is 57.2%

FUND TYPE	TOTAL EXPENDITURES	TOTAL SPENT WITH NON-HUBS	TOTAL SPENT WITH **ADJ HUBS 47.0%	TOTAL SPENT WITH *OTHER HUBS 10.2%	BLACK	HISPANIC	ASIAN PACIFIC	NATIVE AMERICAN	WOMAN
-----------	--------------------	---------------------------	-----------------------------------	------------------------------------	-------	----------	---------------	-----------------	-------

T
N
S
-TC
C

353-TEXAS INCENTIVE & PRODUCTIVITY COMM.-Professional Services Unadjusted Goal is 20.0%

FUND TYPE	TOTAL EXPENDITURES	TOTAL SPENT WITH NON-HUBS	TOTAL SPENT WITH **ADJ HUBS 18.1%	TOTAL SPENT WITH *OTHER HUBS 1.9%	BLACK	HISPANIC	WOMAN	ASIAN PACIFIC	NATIVE AMERICAN
-----------	--------------------	---------------------------	-----------------------------------	-----------------------------------	-------	----------	-------	---------------	-----------------

T
N
S
-TC
C

353-TEXAS INCENTIVE & PRODUCTIVITY COMM.-Other Services Unadjusted Goal is 33.0%

FUND TYPE	TOTAL EXPENDITURES	TOTAL SPENT WITH NON-HUBS	TOTAL SPENT WITH **ADJ HUBS 33.0%	ASIAN PACIFIC	BLACK	HISPANIC	NATIVE AMERICAN	WOMAN
-----------	--------------------	---------------------------	-----------------------------------	---------------	-------	----------	-----------------	-------

T
N
S
-TC
C

353-TEXAS INCENTIVE & PRODUCTIVITY COMM.-Commodity Purchasing Unadjusted Goal is 12.6%

FUND TYPE	TOTAL EXPENDITURES	TOTAL SPENT WITH NON-HUBS	TOTAL SPENT WITH **ADJ HUBS 11.5%	TOTAL SPENT WITH *OTHER HUBS 1.1%	BLACK	HISPANIC	WOMAN	ASIAN PACIFIC	NATIVE AMERICAN
-----------	--------------------	---------------------------	-----------------------------------	-----------------------------------	-------	----------	-------	---------------	-----------------

T
N
S
-TC
C

DB = DEBIT (NEGATIVE AMOUNT) * = OTHER HUBS ** = ADJUSTED HUBS *** = DOLLARS REPORTED BUT NOT SHOWN IN THESE COLUMNS. SEE COVER LETTER PARA. 4
 T=TREASURY, N=NON-TREASURY, S=SUBCONTRACTOR FUNDS & PROCUREMENT CARD HUB PURCHASES, TC=TERM CONTRACT, C=CONSOLIDATED. SEE PAGE 4 OF HUB REPORT FOR FUND TYPE DESCRIPTION.

354-TEXAS AEROSPACE COMMISSION-Heavy Construction Unadjusted Goal is 11.9%

FUND TYPE	TOTAL EXPENDITURES	TOTAL SPENT WITH NON-HUBS AMOUNT/%	TOTAL SPENT WITH **ADJ. HUBS 6.6% AMOUNT/%	TOTAL SPENT WITH *OTHER HUBS 5.3% AMOUNT/%	ASIAN PACIFIC AMOUNT/%	**ADJUSTED HUB GOAL 6.6% BLACK AMOUNT/%	HISPANIC AMOUNT/%	NATIVE AMERICAN AMOUNT/%	*OTHER HUB GOAL 5.3% WOMAN AMOUNT/%
T									
N									
S									
TC									
C									

354-TEXAS AEROSPACE COMMISSION-Building Construction Unadjusted Goal is 26.1%

FUND TYPE	TOTAL EXPENDITURES	TOTAL SPENT WITH NON-HUBS	TOTAL SPENT WITH **ADJ. HUBS 25.1%	TOTAL SPENT WITH *OTHER HUBS 1.0%	BLACK	HISPANIC	WOMAN	*OTHER HUB GOAL 1.0% ASIAN PACIFIC	NATIVE AMERICAN
T									
N									
S									
TC									
C									

354-TEXAS AEROSPACE COMMISSION-Special Trade Unadjusted Goal is 57.2%

FUND TYPE	TOTAL EXPENDITURES	TOTAL SPENT WITH NON-HUBS	TOTAL SPENT WITH **ADJ. HUBS 47.0%	TOTAL SPENT WITH *OTHER HUBS 10.2%	BLACK	HISPANIC	ASIAN PACIFIC	*OTHER HUB GOAL 10.2% NATIVE AMERICAN	WOMAN
T									
N									
S									
TC									
C									

354-TEXAS AEROSPACE COMMISSION-Professional Services Unadjusted Goal is 20.0%

FUND TYPE	TOTAL EXPENDITURES	TOTAL SPENT WITH NON-HUBS	TOTAL SPENT WITH **ADJ. HUBS 18.1%	TOTAL SPENT WITH *OTHER HUBS 1.9%	BLACK	HISPANIC	WOMAN	*OTHER HUB GOAL 1.9% ASIAN PACIFIC	NATIVE AMERICAN
T	\$181,764	\$181,764/100 %							
N									
S									
TC									
C	\$181,764	\$181,764/100 %							

354-TEXAS AEROSPACE COMMISSION-Other Services Unadjusted Goal is 33.0%

FUND TYPE	TOTAL EXPENDITURES	TOTAL SPENT WITH NON-HUBS	TOTAL SPENT WITH **ADJ. HUBS 33.0%	TOTAL SPENT WITH *OTHER HUBS 1.1%	ASIAN PACIFIC	BLACK	HISPANIC	NATIVE AMERICAN	WOMAN
T	\$13,648	\$10,881/80.5%	\$2,657/19.4%						\$2,657/19.4%
N									
S									
TC	\$173	\$173/100 %							
C	\$13,474	\$10,817/80.2%	\$2,657/19.7%						\$2,657/19.7%

354-TEXAS AEROSPACE COMMISSION-Commodity Purchasing Unadjusted Goal is 12.6%

FUND TYPE	TOTAL EXPENDITURES	TOTAL SPENT WITH NON-HUBS	TOTAL SPENT WITH **ADJ. HUBS 11.5%	TOTAL SPENT WITH *OTHER HUBS 1.1%	BLACK	HISPANIC	WOMAN	*OTHER HUB GOAL 1.1% ASIAN PACIFIC	NATIVE AMERICAN
T	\$3,560	\$1,827/54.1%	\$1,633/45.8%		\$1,065/29.9%		\$568/15.9%		
N									
S									
TC									
C	\$3,560	\$1,927/54.1%	\$1,633/45.8%		\$1,065/29.9%		\$568/15.9%		

DB = DEBIT (NEGATIVE AMOUNT) * = OTHER HUBS ** = ADJUSTED HUBS *** = DOLLARS REPORTED BUT NOT SHOWN IN THESE COLUMNS. SEE COVER LETTER PARA. 4
T-TREASURY, N-NON-TREASURY, S-SUBCONTRACTOR FUNDS & PROCUREMENT CARD HUB PURCHASES, TC-TERM CONTRACT, C-CONSOLIDATED. SEE PAGE 4 OF HUB REPORT FOR FUND TYPE DESCRIPTION.

FUND TYPE	TOTAL EXPENDITURES	TOTAL SPENT WITH NON-HUBS AMOUNT/%	TOTAL SPENT WITH **ADJ. HUBS 6.6% AMOUNT/%	TOTAL SPENT WITH *OTHER HUBS 5.3% AMOUNT/%	355-CHILDREN'S TRUST FUND OF TX COUNCIL-Heavy Construction Unadjusted Goal is 11.9%				*OTHER HUB GOAL 5.3% WOMAN AMOUNT/%
					ASIAN PACIFIC AMOUNT/%	**ADJUSTED HUB GOAL 6.6% BLACK AMOUNT/%	HISPANIC AMOUNT/%	NATIVE AMERICAN AMOUNT/%	

T
N
S
-TC
C

FUND TYPE	TOTAL EXPENDITURES	TOTAL SPENT WITH NON-HUBS	TOTAL SPENT WITH **ADJ. HUBS 25.1% AMOUNT/%	TOTAL SPENT WITH *OTHER HUBS 1.0% AMOUNT/%	355-CHILDREN'S TRUST FUND OF TX COUNCIL-Building Construction Unadjusted Goal is 26.1%			*OTHER HUB GOAL 1.0% ASIAN PACIFIC NATIVE AMERICAN
					BLACK	HISPANIC	WOMAN	

T
N
S
-TC
C

FUND TYPE	TOTAL EXPENDITURES	TOTAL SPENT WITH NON-HUBS	TOTAL SPENT WITH **ADJ. HUBS 47.0% AMOUNT/%	TOTAL SPENT WITH *OTHER HUBS 10.2% AMOUNT/%	355-CHILDREN'S TRUST FUND OF TX COUNCIL-Special Trade Unadjusted Goal is 57.2%			
					BLACK	HISPANIC	ASIAN PACIFIC	NATIVE AMERICAN

T
N
S
-TC
C

FUND TYPE	TOTAL EXPENDITURES	TOTAL SPENT WITH NON-HUBS	TOTAL SPENT WITH **ADJ. HUBS 18.1% AMOUNT/%	TOTAL SPENT WITH *OTHER HUBS 1.9% AMOUNT/%	355-CHILDREN'S TRUST FUND OF TX COUNCIL-Professional Services Unadjusted Goal is 20.0%			
					BLACK	HISPANIC	WOMAN	ASIAN PACIFIC

T
N
S
-TC
C

FUND TYPE	TOTAL EXPENDITURES	TOTAL SPENT WITH NON-HUBS	TOTAL SPENT WITH **ADJ. HUBS 33.0% AMOUNT/%	TOTAL SPENT WITH *OTHER HUBS 3.1% AMOUNT/%	355-CHILDREN'S TRUST FUND OF TX COUNCIL-Other Services Unadjusted Goal is 33.0%				
					ASIAN PACIFIC	BLACK	HISPANIC	NATIVE AMERICAN	WOMAN

T
N
S
-TC
C

FUND TYPE	TOTAL EXPENDITURES	TOTAL SPENT WITH NON-HUBS	TOTAL SPENT WITH **ADJ. HUBS 11.5% AMOUNT/%	TOTAL SPENT WITH *OTHER HUBS 1.1% AMOUNT/%	355-CHILDREN'S TRUST FUND OF TX COUNCIL-Commodity Purchasing Unadjusted Goal is 12.6%				*OTHER HUB GOAL 1.1% ASIAN PACIFIC NATIVE AMERICAN
					BLACK	HISPANIC	WOMAN	ASIAN PACIFIC	

T
N
S
-TC
C

DB = DEBIT (NEGATIVE AMOUNT) * = OTHER HUBS ** = ADJUSTED HUBS *** = DOLLARS REPORTED BUT NOT SHOWN IN THESE COLUMNS. SEE COVER LETTER PARA. 4
 T-TREASURY, N=NON-TREASURY, S-SUBCONTRACTOR FUNDS & PROCUREMENT CARD HUB PURCHASES, TC-TERM CONTRACT, C-CONSOLIDATED. SEE PAGE 4 OF HUB REPORT FOR FUND TYPE DESCRIPTION.

356-TEXAS ETHICS COMMISSION-Hoavy Construction Unadjusted Goal is 11.9%

FUND TYPE	TOTAL EXPENDITURES	TOTAL SPENT WITH NON-HUBS AMOUNT/%	TOTAL SPENT WITH **ADJ. HUBS 6.8% AMOUNT/%	TOTAL SPENT WITH *OTHER HUBS 5.3% AMOUNT/%	ASIAN PACIFIC AMOUNT/%	**ADJUSTED HUB GOAL 6.6% BLACK AMOUNT/%	HISPANIC AMOUNT/%	NATIVE AMERICAN AMOUNT/%	*OTHER HUB GOAL 5.3% WOMAN AMOUNT/%
-----------	--------------------	------------------------------------	--	--	------------------------	--	-------------------	--------------------------	--

T
N
S
-TC

C

356-TEXAS ETHICS COMMISSION-Building Construction Unadjusted Goal is 26.1%

FUND TYPE	TOTAL EXPENDITURES	TOTAL SPENT WITH NON-HUBS	TOTAL SPENT WITH **ADJ. HUBS 25.1%	TOTAL SPENT WITH *OTHER HUBS 1.0%	BLACK	**ADJUSTED HUB GOAL 25.1% HISPANIC	WOMAN	*OTHER HUB GOAL 1.0% ASIAN PACIFIC	NATIVE AMERICAN
-----------	--------------------	---------------------------	------------------------------------	-----------------------------------	-------	---------------------------------------	-------	---------------------------------------	-----------------

T
N
S
-TC

C

356-TEXAS ETHICS COMMISSION-Special Trade Unadjusted Goal is 57.2%

FUND TYPE	TOTAL EXPENDITURES	TOTAL SPENT WITH NON-HUBS	TOTAL SPENT WITH **ADJ. HUBS 47.0%	TOTAL SPENT WITH *OTHER HUBS 10.2%	BLACK	**ADJUSTED HUB GOAL 47.0% HISPANIC	ASIAN PACIFIC	NATIVE AMERICAN	WOMAN
-----------	--------------------	---------------------------	------------------------------------	------------------------------------	-------	---------------------------------------	---------------	-----------------	-------

T
N
S
-TC

C

356-TEXAS ETHICS COMMISSION-Professional Services Unadjusted Goal is 20.0%

FUND TYPE	TOTAL EXPENDITURES	TOTAL SPENT WITH NON-HUBS	TOTAL SPENT WITH **ADJ. HUBS 18.1%	TOTAL SPENT WITH *OTHER HUBS 1.9%	BLACK	**ADJUSTED HUB GOAL 18.1% HISPANIC	WOMAN	*OTHER HUB GOAL 1.9% ASIAN PACIFIC	NATIVE AMERICAN
-----------	--------------------	---------------------------	------------------------------------	-----------------------------------	-------	---------------------------------------	-------	---------------------------------------	-----------------

T
N
S
-TC

C \$6,000 \$6,000/100 %

356-TEXAS ETHICS COMMISSION-Other Services Unadjusted Goal is 33.0%

FUND TYPE	TOTAL EXPENDITURES	TOTAL SPENT WITH NON-HUBS	TOTAL SPENT WITH **ADJ. HUBS 33.0%	ASIAN PACIFIC	BLACK	**ADJUSTED HUB GOAL 33.0% HISPANIC	NATIVE AMERICAN	WOMAN
-----------	--------------------	---------------------------	------------------------------------	---------------	-------	---------------------------------------	-----------------	-------

T
N
S
-TC

C \$25,470 \$21,855/85.8% \$3,615/14.1%

356-TEXAS ETHICS COMMISSION-Commodity Purchasing Unadjusted Goal is 12.6%

FUND TYPE	TOTAL EXPENDITURES	TOTAL SPENT WITH NON-HUBS	TOTAL SPENT WITH **ADJ. HUBS 11.5%	TOTAL SPENT WITH *OTHER HUBS 1.1%	BLACK	**ADJUSTED HUB GOAL 11.5% HISPANIC	WOMAN	*OTHER HUB GOAL 1.1% ASIAN PACIFIC	NATIVE AMERICAN
-----------	--------------------	---------------------------	------------------------------------	-----------------------------------	-------	---------------------------------------	-------	---------------------------------------	-----------------

T
N
S
-TC

C \$68,156 \$35,384/51.8% \$24,323/35.6% \$8,468/12.4%

DB = DEBIT (NEGATIVE AMOUNT) * = OTHER HUBS ** = ADJUSTED HUBS *** = DOLLARS REPORTED, BUT NOT SHOWN IN THESE COLUMNS. SEE COVER LETTER PARA. 4
T-TREASURY, N-NON-TREASURY, S-SUBCONTRACTOR FUNDS & PROCUREMENT CARD HUB PURCHASES, TC-TERM CONTRACT, C-CONSOLIDATED. SEE PAGE 4 OF HUB REPORT FOR FUND TYPE DESCRIPTION.

FUND TYPE	TOTAL EXPENDITURES	TOTAL SPENT WITH NON-HUBS AMOUNT/%	359-OFFICE OF PUBLIC INSURANCE		COUNSEL-Heavy Construction Unadjusted Goal is 11.9%				*OTHER HUB GOAL 5.3% WOMAN AMOUNT/%
			TOTAL SPENT WITH **ADJ. HUBS 6.6% AMOUNT/%	TOTAL SPENT WITH *OTHER HUBS 5.3% AMOUNT/%	ASIAN PACIFIC AMOUNT/%	BLACK AMOUNT/%	HISPANIC AMOUNT/%	NATIVE AMERICAN AMOUNT/%	

T
N
S
-TC
C

FUND TYPE	TOTAL EXPENDITURES	TOTAL SPENT WITH NON-HUBS	359-OFFICE OF PUBLIC INSURANCE		COUNSEL-Building Construction Unadjusted Goal is 26.1%			*OTHER HUB GOAL 1.0%	
			TOTAL SPENT WITH **ADJ. HUBS 25.1%	TOTAL SPENT WITH *OTHER HUBS 1.0%	BLACK	HISPANIC	WOMAN	ASIAN PACIFIC	NATIVE AMERICAN

T
N
S
-TC
C

FUND TYPE	TOTAL EXPENDITURES	TOTAL SPENT WITH NON-HUBS	359-OFFICE OF PUBLIC INSURANCE		COUNSEL-Special Trade Unadjusted Goal is 57.2%			
			TOTAL SPENT WITH **ADJ. HUBS 47.0%	TOTAL SPENT WITH *OTHER HUBS 10.2%	BLACK	HISPANIC	ASIAN PACIFIC	NATIVE AMERICAN

T
N
S
-TC
C

FUND TYPE	TOTAL EXPENDITURES	TOTAL SPENT WITH NON-HUBS	359-OFFICE OF PUBLIC INSURANCE		COUNSEL-Professional Services Unadjusted Goal is 20.0%			*OTHER HUB GOAL 1.9%	
			TOTAL SPENT WITH **ADJ. HUBS 18.1%	TOTAL SPENT WITH *OTHER HUBS 1.9%	BLACK	HISPANIC	WOMAN	ASIAN PACIFIC	NATIVE AMERICAN

T
N
S
-TC
C

FUND TYPE	TOTAL EXPENDITURES	TOTAL SPENT WITH NON-HUBS	359-OFFICE OF PUBLIC INSURANCE		COUNSEL-Other Services Unadjusted Goal is 33.0%				
			TOTAL SPENT WITH **ADJ. HUBS 33.0%	TOTAL SPENT WITH *OTHER HUBS 1.8%	ASIAN PACIFIC	BLACK	HISPANIC	NATIVE AMERICAN	WOMAN

T
N
S
-TC
C

FUND TYPE	TOTAL EXPENDITURES	TOTAL SPENT WITH NON-HUBS	359-OFFICE OF PUBLIC INSURANCE		COUNSEL-Commodity Purchasing Unadjusted Goal is 12.6%				*OTHER HUB GOAL 1.1%	
			TOTAL SPENT WITH **ADJ. HUBS 11.5%	TOTAL SPENT WITH *OTHER HUBS 1.1%	BLACK	HISPANIC	WOMAN	ASIAN PACIFIC	NATIVE AMERICAN	

T
N
S
-TC
C

DB = DEBIT (NEGATIVE AMOUNT) * = OTHER HUBS ** = ADJUSTED HUBS *** = DOLLARS REPORTED BUT NOT SHOWN IN THESE COLUMNS. SEE COVER LETTER PARA. 4
T-TREASURY, N=NON-TREASURY, S-SUBCONTRACTOR FUNDS & PROCUREMENT CARD HUB PURCHASES, TC-TERM CONTRACT, C=CONSOLIDATED. SEE PAGE 4 OF HUB REPORT FOR FUND TYPE DESCRIPTION.

360-STATE OFC OF ADMINISTRATIVE HEARINGS-Heavy Construction Unadjusted Goal is 11.9%

FUND TYPE	TOTAL EXPENDITURES	TOTAL SPENT WITH NON-HUBS AMOUNT/%	TOTAL SPENT WITH **ADJ. HUBS 8.6% AMOUNT/%	TOTAL SPENT WITH *OTHER HUBS 5.3% AMOUNT/%	ASIAN PACIFIC AMOUNT/%	**ADJUSTED HUB GOAL 6.6% BLACK AMOUNT/%	HISPANIC AMOUNT/%	NATIVE AMERICAN AMOUNT/%	*OTHER HUB GOAL 5.3% WOMAN AMOUNT/%
T									
N									
S									
TC									
C									

360-STATE OFC OF ADMINISTRATIVE HEARINGS-Building Construction Unadjusted Goal is 26.1%

FUND TYPE	TOTAL EXPENDITURES	TOTAL SPENT WITH NON-HUBS	TOTAL SPENT WITH **ADJ. HUBS 25.1%	TOTAL SPENT WITH *OTHER HUBS 1.0%	BLACK	**ADJUSTED HUB GOAL 25.1% HISPANIC	WOMAN	*OTHER HUB GOAL 1.0% ASIAN PACIFIC	NATIVE AMERICAN
T									
N									
S									
TC									
C									

360-STATE OFC OF ADMINISTRATIVE HEARINGS-Special Trade Unadjusted Goal is 57.2%

FUND TYPE	TOTAL EXPENDITURES	TOTAL SPENT WITH NON-HUBS	TOTAL SPENT WITH **ADJ. HUBS 47.0%	TOTAL SPENT WITH *OTHER HUBS 10.2%	BLACK	**ADJUSTED HUB GOAL 47.0% HISPANIC	ASIAN PACIFIC	NATIVE AMERICAN	WOMAN
T	\$3,365	\$3,365/100%							
N									
S									
TC									
C	\$3,365	\$3,365/100%							

360-STATE OFC OF ADMINISTRATIVE HEARINGS-Professional Services Unadjusted Goal is 20.0%

FUND TYPE	TOTAL EXPENDITURES	TOTAL SPENT WITH NON-HUBS	TOTAL SPENT WITH **ADJ. HUBS 18.1%	TOTAL SPENT WITH *OTHER HUBS 1.9%	BLACK	**ADJUSTED HUB GOAL 18.1% HISPANIC	WOMAN	*OTHER HUB GOAL 1.9% ASIAN PACIFIC	NATIVE AMERICAN
T									
N									
S									
TC									
C									

360-STATE OFC OF ADMINISTRATIVE HEARINGS-Other Services Unadjusted Goal is 33.0%

FUND TYPE	TOTAL EXPENDITURES	TOTAL SPENT WITH NON-HUBS	TOTAL SPENT WITH **ADJ. HUBS 33.0%	TOTAL SPENT WITH *OTHER HUBS 1.1%	ASIAN PACIFIC	BLACK	**ADJUSTED HUB GOAL 33.0% HISPANIC	NATIVE AMERICAN	WOMAN
T	\$175,210	\$50,793/29.0%	\$114,416/65.3%		\$2,180/1.24%		\$5,912/3.37%		\$106,323/60.6%
N									
S									
TC	\$6,497	\$5,876/90.4%	\$21/0.32%						\$621/9.56%
C	\$168,712	\$54,817/32.5%	\$113,795/67.4%		\$2,180/1.29%		\$5,912/3.50%		\$105,701/62.6%

360-STATE OFC OF ADMINISTRATIVE HEARINGS-Commodity Purchasing Unadjusted Goal is 12.6%

FUND TYPE	TOTAL EXPENDITURES	TOTAL SPENT WITH NON-HUBS	TOTAL SPENT WITH **ADJ. HUBS 11.5%	TOTAL SPENT WITH *OTHER HUBS 1.1%	BLACK	**ADJUSTED HUB GOAL 11.5% HISPANIC	WOMAN	*OTHER HUB GOAL 1.1% ASIAN PACIFIC	NATIVE AMERICAN
T	\$273,129	\$179,527/65.7%	\$48,337/17.6%	\$45,264/16.5%	\$3,011/1.10%	\$16,266/5.95%	\$28,058/10.3%	\$41,922/15.3%	\$3,342/1.22%
N									
S									
TC	\$71,108	\$66,613/93.6%	\$123/0.173%	\$4,372/6.14%			\$123/0.173%	\$3,344/4.70%	\$1,028/1.44%
C	\$202,021	\$112,914/55.8%	\$48,214/23.8%	\$40,892/20.2%	\$3,011/1.49%	\$16,266/8.05%	\$28,936/14.3%	\$36,578/19.0%	\$2,314/1.14%

DB = DEBIT (NEGATIVE AMOUNT) * = OTHER HUBS ** = ADJUSTED HUBS *** = DOLLARS REPORTED BUT NOT SHOWN IN THESE COLUMNS. SEE COVER LETTER PARA. 4
T=TREASURY, N=NON-TREASURY, S=SUBCONTRACTOR FUNDS & PROCUREMENT CARD HUB PURCHASES, TC=TERM CONTRACT, C=CONSOLIDATED. SEE PAGE 4 OF HUB REPORT FOR FUND TYPE DESCRIPTION.

362-TEXAS LOTTERY COMMISSION-Heavy Construction Unadjusted Goal is 11.8%

FUND TYPE	TOTAL EXPENDITURES	TOTAL SPENT WITH NON-HUBS AMOUNT/%	TOTAL SPENT WITH **ADJ. HUBS 6.6% AMOUNT/%	TOTAL SPENT WITH *OTHER HUBS 5.3% AMOUNT/%	ASIAN PACIFIC AMOUNT/%	BLACK AMOUNT/%	HISPANIC AMOUNT/%	NATIVE AMERICAN AMOUNT/%	*OTHER HUB GOAL 5.3% WOMAN AMOUNT/%
T									
N									
S									
-TC									
C									

362-TEXAS LOTTERY COMMISSION-Building Construction Unadjusted Goal is 26.1%

FUND TYPE	TOTAL EXPENDITURES	TOTAL SPENT WITH NON-HUBS	TOTAL SPENT WITH **ADJ. HUBS 25.1%	TOTAL SPENT WITH *OTHER HUBS 1.0%	BLACK	HISPANIC	WOMAN	*OTHER HUB GOAL 1.0% ASIAN PACIFIC NATIVE AMERICAN
T								
N								
S								
-TC								
C								

362-TEXAS LOTTERY COMMISSION-Special Trade Unadjusted Goal is 57.2%

FUND TYPE	TOTAL EXPENDITURES	TOTAL SPENT WITH NON-HUBS	TOTAL SPENT WITH **ADJ. HUBS 47.0%	TOTAL SPENT WITH *OTHER HUBS 10.2%	BLACK	HISPANIC	ASIAN PACIFIC	NATIVE AMERICAN	WOMAN
T	\$64,965	\$63,210/97.2%	\$1,755/2.70%	\$3,587/6.03%	\$1,755/2.70%	\$3,587/6.03%			
N	***	***							
S									
-TC									
C	\$64,965	\$63,210/97.2%	\$5,342/8.22%		\$5,342/8.22%				

362-TEXAS LOTTERY COMMISSION-Professional Services Unadjusted Goal is 20.0%

FUND TYPE	TOTAL EXPENDITURES	TOTAL SPENT WITH NON-HUBS	TOTAL SPENT WITH **ADJ. HUBS 18.1%	TOTAL SPENT WITH *OTHER HUBS 1.9%	BLACK	HISPANIC	WOMAN	*OTHER HUB GOAL 1.9% ASIAN PACIFIC NATIVE AMERICAN
T	\$374,803	\$374,803/100%	\$18,100/4.82%	\$18,100/4.82%				
N								
S	***	***						
-TC								
C	\$374,803	\$374,803/100%	\$18,100/4.82%		\$18,100/4.82%			

362-TEXAS LOTTERY COMMISSION-Other Services Unadjusted Goal is 33.0%

FUND TYPE	TOTAL EXPENDITURES	TOTAL SPENT WITH NON-HUBS	TOTAL SPENT WITH **ADJ. HUBS 33.0%	ASIAN PACIFIC	BLACK	HISPANIC	NATIVE AMERICAN	WOMAN
T	\$142,186,301	\$141,582,026/99.5%	\$604,274/.446%	\$219,460/.154%	\$15,892/.011%	\$69,243/.048%		\$328,877/.232%
N								
S	***	***	\$9,733,228/6.94%	\$71,319/.050%	\$2,933,928/2.09%	\$6,307,899/4.49%		\$419,981/.299%
-TC	\$120,555	\$120,555/100%						
C	\$142,075,745	\$141,441,471/99.5%	\$10,367,503/7.29%	\$290,780/.204%	\$2,949,820/2.07%	\$6,377,243/4.48%		\$749,859/.527%

362-TEXAS LOTTERY COMMISSION-Commodity Purchasing Unadjusted Goal is 12.6%

FUND TYPE	TOTAL EXPENDITURES	TOTAL SPENT WITH NON-HUBS	TOTAL SPENT WITH **ADJ. HUBS 11.5%	TOTAL SPENT WITH *OTHER HUBS 1.1%	BLACK	HISPANIC	WOMAN	*OTHER HUB GOAL 1.1% ASIAN PACIFIC NATIVE AMERICAN
T	\$5,615,883	\$5,003,745/86.0%	\$610,477/10.8%	\$181,660/3.12%	\$80,161/1.37%	\$59,247/1.01%	\$481,068/8.44%	\$179,802/3.08%
N								
S	***	***	\$78,850/2.35%	\$78,850/2.35%				
-TC	\$345,458	\$321,710/93.1%	\$23,747/6.87%				\$23,747/6.87%	
C	\$5,470,425	\$4,662,034/85.5%	\$688,679/12.5%	\$181,660/3.32%	\$80,161/1.48%	\$139,197/2.54%	\$467,320/8.54%	\$179,802/3.28%

OB = DEBIT (NEGATIVE AMOUNT) * = OTHER HUBS ** = ADJUSTED HUBS *** = DOLLARS REPORTED BUT NOT SHOWN IN THESE COLUMNS. SEE COVER LETTER PARA. 4
T-TREASURY, N=NON-TREASURY, S=SUBCONTRACTOR FUNDS & PROCUREMENT CARD HUB PURCHASES, TC=TERM CONTRACT, C=CONSOLIDATED. SEE PAGE 4 OF HUB REPORT FOR FUND TYPE DESCRIPTION.

FUND TYPE	TOTAL EXPENDITURES	TOTAL SPENT WITH NON-HUBS AMOUNT/%	364-HEALTH PROFESSIONS COUNCIL-Heavy Construction Unadjusted Goal is 11.8%		**ADJUSTED HUB GOAL 6.6%				*OTHER HUB GOAL 5.3%
			TOTAL SPENT WITH **ADJ. HUBS 6.6% AMOUNT/%	TOTAL SPENT WITH *OTHER HUBS 5.3% AMOUNT/%	ASIAN PACIFIC AMOUNT/%	BLACK AMOUNT/%	HISPANIC AMOUNT/%	NATIVE AMERICAN AMOUNT/%	WOMAN AMOUNT/%

T
N
S
-TC

C

FUND TYPE	TOTAL EXPENDITURES	TOTAL SPENT WITH NON-HUBS	364-HEALTH PROFESSIONS COUNCIL-Building Construction Unadjusted Goal is 26.1%		**ADJUSTED HUB GOAL 25.1%			*OTHER HUB GOAL 1.0%	
			TOTAL SPENT WITH **ADJ. HUBS 25.1%	TOTAL SPENT WITH *OTHER HUBS 1.0%	BLACK	HISPANIC	WOMAN	ASIAN PACIFIC	NATIVE AMERICAN

T
N
S
-TC

C

FUND TYPE	TOTAL EXPENDITURES	TOTAL SPENT WITH NON-HUBS	364-HEALTH PROFESSIONS COUNCIL-Special Trade Unadjusted Goal is 57.2%		**ADJUSTED HUB GOAL 47.0%		*OTHER HUB GOAL 10.2%		
			TOTAL SPENT WITH **ADJ. HUBS 47.0%	TOTAL SPENT WITH *OTHER HUBS 10.2%	BLACK	HISPANIC	ASIAN PACIFIC	NATIVE AMERICAN	WOMAN

T
N
S
-TC

C

FUND TYPE	TOTAL EXPENDITURES	TOTAL SPENT WITH NON-HUBS	364-HEALTH PROFESSIONS COUNCIL-Professional Services Unadjusted Goal is 20.0%		**ADJUSTED HUB GOAL 18.1%			*OTHER HUB GOAL 1.9%	
			TOTAL SPENT WITH **ADJ. HUBS 18.1%	TOTAL SPENT WITH *OTHER HUBS 1.9%	BLACK	HISPANIC	WOMAN	ASIAN PACIFIC	NATIVE AMERICAN

T
N
S
-TC

C

FUND TYPE	TOTAL EXPENDITURES	TOTAL SPENT WITH NON-HUBS	364-HEALTH PROFESSIONS COUNCIL-Other Services Unadjusted Goal is 33.0%		**ADJUSTED HUB GOAL 33.0%				
			TOTAL SPENT WITH **ADJ. HUBS 33.0%	TOTAL SPENT WITH *OTHER HUBS 1.1%	ASIAN PACIFIC	BLACK	HISPANIC	NATIVE AMERICAN	WOMAN

T
N
S
-TC

C

FUND TYPE	TOTAL EXPENDITURES	TOTAL SPENT WITH NON-HUBS	364-HEALTH PROFESSIONS COUNCIL-Commodity Purchasing Unadjusted Goal is 12.6%		**ADJUSTED HUB GOAL 11.5%			*OTHER HUB GOAL 1.1%	
			TOTAL SPENT WITH **ADJ. HUBS 11.3%	TOTAL SPENT WITH *OTHER HUBS 1.1%	BLACK	HISPANIC	WOMAN	ASIAN PACIFIC	NATIVE AMERICAN

T
N
S
-TC

C

DB = DEBIT (NEGATIVE AMOUNT) * = OTHER HUBS ** = ADJUSTED HUBS *** = DOLLARS REPORTED BUT NOT SHOWN IN THESE COLUMNS. SEE COVER LETTER PARA. 4
T-TREASURY, N-NON-TREASURY, S-SUBCONTRACTOR FUNDS & PROCUREMENT CARD HUB PURCHASES, TC-TERM CONTRACT, C-CONSOLIDATED. SEE PAGE 4 OF HUB REPORT FOR FUND TYPE DESCRIPTION.

367-TELECOMM. INFRASTRUCTURE FUND-Heavy Construction Unadjusted Goal is 11.9%									
FUND TYPE	TOTAL EXPENDITURES	TOTAL SPENT WITH NON-HUBS AMOUNT/%	TOTAL SPENT WITH **ADJ. HUBS 6.6% AMOUNT/%	TOTAL SPENT WITH *OTHER HUBS 5.3% AMOUNT/%	ASIAN PACIFIC AMOUNT/%	BLACK AMOUNT/%	HISPANIC AMOUNT/%	NATIVE AMERICAN AMOUNT/%	*OTHER HUB GOAL 5.3% WOMAN AMOUNT/%

T
N
S
-TC
C

367-TELECOMM. INFRASTRUCTURE FUND-Building Construction Unadjusted Goal is 26.1%									
FUND TYPE	TOTAL EXPENDITURES	TOTAL SPENT WITH NON-HUBS	TOTAL SPENT WITH **ADJ. HUBS 26.1%	TOTAL SPENT WITH *OTHER HUBS 1.0%	BLACK	HISPANIC	WOMAN	ASIAN PACIFIC	NATIVE AMERICAN

T
N
S
-TC
C

367-TELECOMM. INFRASTRUCTURE FUND-Special Trade Unadjusted Goal is 57.2%									
FUND TYPE	TOTAL EXPENDITURES	TOTAL SPENT WITH NON-HUBS	TOTAL SPENT WITH **ADJ. HUBS 47.0%	TOTAL SPENT WITH *OTHER HUBS 10.2%	BLACK	HISPANIC	ASIAN PACIFIC	NATIVE AMERICAN	WOMAN

T
N
S
-TC
C

367-TELECOMM. INFRASTRUCTURE FUND-Professional Services Unadjusted Goal is 20.0%									
FUND TYPE	TOTAL EXPENDITURES	TOTAL SPENT WITH NON-HUBS	TOTAL SPENT WITH **ADJ. HUBS 18.1%	TOTAL SPENT WITH *OTHER HUBS 1.9%	BLACK	HISPANIC	WOMAN	ASIAN PACIFIC	NATIVE AMERICAN

T
N
S
-TC
C

367-TELECOMM. INFRASTRUCTURE FUND-Other Services Unadjusted Goal is 33.0%									
FUND TYPE	TOTAL EXPENDITURES	TOTAL SPENT WITH NON-HUBS	TOTAL SPENT WITH **ADJ. HUBS 33.0%	ASIAN PACIFIC	BLACK	HISPANIC	NATIVE AMERICAN	WOMAN	

T
N
S
-TC
C

367-TELECOMM. INFRASTRUCTURE FUND-Commodity Purchasing Unadjusted Goal is 12.6%									
FUND TYPE	TOTAL EXPENDITURES	TOTAL SPENT WITH NON-HUBS	TOTAL SPENT WITH **ADJ. HUBS 11.5%	TOTAL SPENT WITH *OTHER HUBS 1.1%	BLACK	HISPANIC	WOMAN	ASIAN PACIFIC	NATIVE AMERICAN

T
N
S
-TC
C

DB = DEBIT (NEGATIVE AMOUNT) * = OTHER HUBS ** = ADJUSTED HUBS *** = DOLLARS REPORTED BUT NOT SHOWN IN THESE COLUMNS. SEE COVER LETTER PARA. 4
T=TREASURY, N=NON-TREASURY, S=SUBCONTRACTOR FUNDS & PROCUREMENT CARD HUB PURCHASES, TC=TERM CONTRACT, C=CONSOLIDATED. SEE PAGE 4 OF HUB REPORT FOR FUND TYPE DESCRIPTION.

401-ADJUTANT GENERAL-Heavy Construction Unadjusted Goal is 11.9%

FUND TYPE	TOTAL EXPENDITURES	TOTAL SPENT WITH NON-HUBS AMOUNT/%	TOTAL SPENT WITH **ADJ. HUBS 8.6% AMOUNT/%	TOTAL SPENT WITH *OTHER HUBS 3.3% AMOUNT/%	**ADJUSTED HUB GOAL 6.6%				*OTHER HUB GOAL 5.3% WOMAN AMOUNT/%
					ASIAN PACIFIC AMOUNT/%	BLACK AMOUNT/%	HISPANIC AMOUNT/%	NATIVE AMERICAN AMOUNT/%	
T	\$173,873	\$173,873/100%							
N									
S									
-TC									
C	\$173,873	\$173,873/100%							

401-ADJUTANT GENERAL-Building Construction Unadjusted Goal is 28.1%

FUND TYPE	TOTAL EXPENDITURES	TOTAL SPENT WITH NON-HUBS	TOTAL SPENT WITH **ADJ. HUBS 25.1% AMOUNT/%	TOTAL SPENT WITH *OTHER HUBS 3.0% AMOUNT/%	**ADJUSTED HUB GOAL 25.1%			*OTHER HUB GOAL 1.0%	
					BLACK	HISPANIC	WOMAN	ASIAN PACIFIC	NATIVE AMERICAN
T	\$328,039	\$69,543/21.1%	\$258,496/78.8%				\$258,496/78.8%		
N									
S									
-TC									
C	\$328,039	\$69,543/21.1%	\$258,496/78.8%				\$258,496/78.8%		

401-ADJUTANT GENERAL-Special Trade Unadjusted Goal is 57.2%

FUND TYPE	TOTAL EXPENDITURES	TOTAL SPENT WITH NON-HUBS	TOTAL SPENT WITH **ADJ. HUBS 47.0% AMOUNT/%	TOTAL SPENT WITH *OTHER HUBS 10.2% AMOUNT/%	**ADJUSTED HUB GOAL 47.0%			*OTHER HUB GOAL 10.2%		
					BLACK	HISPANIC	WOMAN	ASIAN PACIFIC	NATIVE AMERICAN	WOMAN
T	\$3,572,701	\$2,745,077/76.8%	\$732,306/20.4%	\$95,317/2.66%		\$732,306/20.4%		\$2,871/.080%	\$92,445/2.58%	
N										
S										
-TC	\$455	\$455/100%								
C	\$3,572,246	\$2,744,622/76.8%	\$732,306/20.4%	\$95,317/2.66%		\$732,306/20.4%		\$2,871/.080%	\$92,445/2.58%	

401-ADJUTANT GENERAL-Professional Services Unadjusted Goal is 20.0%

FUND TYPE	TOTAL EXPENDITURES	TOTAL SPENT WITH NON-HUBS	TOTAL SPENT WITH **ADJ. HUBS 18.1% AMOUNT/%	TOTAL SPENT WITH *OTHER HUBS 1.9% AMOUNT/%	**ADJUSTED HUB GOAL 18.1%			*OTHER HUB GOAL 1.9%		
					BLACK	HISPANIC	WOMAN	ASIAN PACIFIC	NATIVE AMERICAN	WOMAN
T	\$377,764	\$377,764/100%		\$8,188/3.03%		\$3,200/1.57%	\$2,988/1.46%			
N										
S										
-TC										
C	\$377,764	\$377,764/100%	\$8,188/1.83%		\$3,200/.847%	\$2,988/.791%				

401-ADJUTANT GENERAL-Other Services Unadjusted Goal is 33.0%

FUND TYPE	TOTAL EXPENDITURES	TOTAL SPENT WITH NON-HUBS	TOTAL SPENT WITH **ADJ. HUBS 33.0% AMOUNT/%	TOTAL SPENT WITH *OTHER HUBS 1.1% AMOUNT/%	**ADJUSTED HUB GOAL 33.0%				*OTHER HUB GOAL 1.1% WOMAN AMOUNT/%
					ASIAN PACIFIC	BLACK	HISPANIC	NATIVE AMERICAN	
T	\$3,442,481	\$2,733,592/79.4%	\$708,888/20.5%		\$63,567/1.84%	\$160/.004%	\$39,165/1.13%		\$605,994/17.6%
N									
S									
-TC	\$75,253	\$75,253/100%							
C	\$3,367,228	\$2,658,339/78.8%	\$708,888/21.0%		\$63,567/1.84%	\$160/.004%	\$39,165/1.16%		\$605,994/17.8%

401-ADJUTANT GENERAL-Commodity Purchasing Unadjusted Goal is 12.6%

FUND TYPE	TOTAL EXPENDITURES	TOTAL SPENT WITH NON-HUBS	TOTAL SPENT WITH **ADJ. HUBS 13.5% AMOUNT/%	TOTAL SPENT WITH *OTHER HUBS 1.1% AMOUNT/%	**ADJUSTED HUB GOAL 11.5%			*OTHER HUB GOAL 1.1%		
					BLACK	HISPANIC	WOMAN	ASIAN PACIFIC	NATIVE AMERICAN	WOMAN
T	\$3,210,664	\$2,918,499/90.9%	\$235,151/7.32%	\$57,003/1.77%		\$2,267/.070%	\$100,205/3.12%	\$132,685/4.13%	\$56,767/1.76%	\$235/.007%
N										
S										
-TC	\$252,288	\$167,443/59.3%	\$114,844/40.6%				\$61,358/21.7%	\$53,486/18.9%		
C	\$2,928,375	\$2,751,055/93.9%	\$120,316/4.10%	\$57,003/1.94%	\$2,267/.077%	\$38,847/1.32%	\$78,202/2.70%	\$56,767/1.91%	\$235/.008%	

DB = DEBIT (NEGATIVE AMOUNT) * = OTHER HUBS ** = ADJUSTED HUBS *** = DOLLARS REPORTED BUT NOT SHOWN IN THESE COLUMNS. SEE COVER LETTER PARA. 4
T-TREASURY, N=NON-TREASURY, S=SUBCONTRACTOR FUNDS & PROCUREMENT CARD HUB PURCHASES, TC=TERM CONTRACT, C=CONSOLIDATED. SEE PAGE 4 OF HUB REPORT FOR FUND TYPE DESCRIPTION.

403-TEXAS VETERANS COMMISSION-Heavy Construction Unadjusted Goal is 11.9%

FUND TYPE	TOTAL EXPENDITURES	TOTAL SPENT WITH NON-HUBS AMOUNT/%	TOTAL SPENT WITH **ADJ. HUBS 6.6% AMOUNT/%	TOTAL SPENT WITH *OTHER HUBS 5.3% AMOUNT/%	ASIAN PACIFIC AMOUNT/%	**ADJUSTED HUB GOAL 6.6% BLACK AMOUNT/%	HISPANIC AMOUNT/%	NATIVE AMERICAN AMOUNT/%	*OTHER HUB GOAL 5.3% WOMAN AMOUNT/%
-----------	--------------------	------------------------------------	--	--	------------------------	--	-------------------	--------------------------	--

T
N
S
-TC

C

403-TEXAS VETERANS COMMISSION-Building Construction Unadjusted Goal is 28.1%

FUND TYPE	TOTAL EXPENDITURES	TOTAL SPENT WITH NON-HUBS	TOTAL SPENT WITH **ADJ. HUBS 25.1%	TOTAL SPENT WITH *OTHER HUBS 1.0%	BLACK	**ADJUSTED HUB GOAL 25.1% HISPANIC	WOMAN	*OTHER HUB GOAL 1.0% ASIAN PACIFIC	NATIVE AMERICAN
-----------	--------------------	---------------------------	------------------------------------	-----------------------------------	-------	---------------------------------------	-------	---------------------------------------	-----------------

T
N
S
-TC

C

403-TEXAS VETERANS COMMISSION-Special Trade Unadjusted Goal is 57.2%

FUND TYPE	TOTAL EXPENDITURES	TOTAL SPENT WITH NON-HUBS	TOTAL SPENT WITH **ADJ. HUBS 47.0%	TOTAL SPENT WITH *OTHER HUBS 10.2%	BLACK	**ADJUSTED HUB GOAL 47.0% HISPANIC	ASIAN PACIFIC	*OTHER HUB GOAL 10.2% NATIVE AMERICAN	WOMAN
-----------	--------------------	---------------------------	------------------------------------	------------------------------------	-------	---------------------------------------	---------------	--	-------

T
N
S
-TC

C

403-TEXAS VETERANS COMMISSION-Professional Services Unadjusted Goal is 20.0%

FUND TYPE	TOTAL EXPENDITURES	TOTAL SPENT WITH NON-HUBS	TOTAL SPENT WITH **ADJ. HUBS 18.1%	TOTAL SPENT WITH *OTHER HUBS 1.9%	BLACK	**ADJUSTED HUB GOAL 18.1% HISPANIC	WOMAN	*OTHER HUB GOAL 1.9% ASIAN PACIFIC	NATIVE AMERICAN
-----------	--------------------	---------------------------	------------------------------------	-----------------------------------	-------	---------------------------------------	-------	---------------------------------------	-----------------

T
N
S
-TC

C

403-TEXAS VETERANS COMMISSION-Other Services Unadjusted Goal is 33.0%

FUND TYPE	TOTAL EXPENDITURES	TOTAL SPENT WITH NON-HUBS	TOTAL SPENT WITH **ADJ. HUBS 33.0%	ASIAN PACIFIC	**ADJUSTED HUB GOAL 33.0% BLACK	HISPANIC	NATIVE AMERICAN	WOMAN
-----------	--------------------	---------------------------	------------------------------------	---------------	------------------------------------	----------	-----------------	-------

T
N
S
-TC

C	\$47,191	\$21,223/44.9%	\$25,868/55.0%	\$20,000/42.3%		\$4,313/9.13%		\$1,655/3.50%
---	----------	----------------	----------------	----------------	--	---------------	--	---------------

403-TEXAS VETERANS COMMISSION-Commodity Purchasing Unadjusted Goal is 12.6%

FUND TYPE	TOTAL EXPENDITURES	TOTAL SPENT WITH NON-HUBS	TOTAL SPENT WITH **ADJ. HUBS 11.5%	TOTAL SPENT WITH *OTHER HUBS 1.1%	BLACK	**ADJUSTED HUB GOAL 11.5% HISPANIC	WOMAN	*OTHER HUB GOAL 1.1% ASIAN PACIFIC	NATIVE AMERICAN
-----------	--------------------	---------------------------	------------------------------------	-----------------------------------	-------	---------------------------------------	-------	---------------------------------------	-----------------

T
N
S
-TC

C	\$81,239	\$27,766/34.1%	\$30,557/37.6%	\$22,915/28.2%	\$3,433/4.22%	\$1,510/1.85%	\$25,813/31.5%	\$22,244/27.3%	\$670/.825%
---	----------	----------------	----------------	----------------	---------------	---------------	----------------	----------------	-------------

DB = DEBIT (NEGATIVE AMOUNT) * = OTHER HUBS ** = ADJUSTED HUBS *** = DOLLARS REPORTED BUT NOT SHOWN IN THESE COLUMNS SEE COVER LETTER PARA. 4
T-TREASURY, N=NON-TREASURY, S=SUBCONTRACTOR FUNDS & PROCUREMENT CARD HUB PURCHASES, TC=TERM CONTRACT, C=CONSOLIDATED. SEE PAGE 4 OF HUB REPORT FOR FUND TYPE DESCRIPTION.

405-DEPARTMENT OF PUBLIC SAFETY-Heavy Construction Unadjusted Goal is 11.9%

FUND TYPE	TOTAL EXPENDITURES	TOTAL SPENT WITH NON-HUBS AMOUNT/%	TOTAL SPENT WITH **ADJ. HUBS 6.6% AMOUNT/%	TOTAL SPENT WITH *OTHER HUBS 5.3% AMOUNT/%	**ADJUSTED HUB GOAL 6.6%				*OTHER HUB GOAL 5.3% AMOUNT/%
					ASIAN PACIFIC AMOUNT/%	BLACK AMOUNT/%	HISPANIC AMOUNT/%	NATIVE AMERICAN AMOUNT/%	
T									
N									
S									
TC									
C									

405-DEPARTMENT OF PUBLIC SAFETY-Building Construction Unadjusted Goal is 26.1%

FUND TYPE	TOTAL EXPENDITURES	TOTAL SPENT WITH NON-HUBS	TOTAL SPENT WITH **ADJ. HUBS 25.1% AMOUNT/%	TOTAL SPENT WITH *OTHER HUBS 1.0% AMOUNT/%	**ADJUSTED HUB GOAL 25.1%			*OTHER HUB GOAL 1.0%	
					BLACK	HISPANIC	WOMAN	ASIAN PACIFIC	NATIVE AMERICAN
T	\$3,846,743	\$3,542,677/92.0%	\$293,873/7.63%	\$10,192/.265%		\$210,598/5.47%	\$83,275/2.16%	\$10,192/.265%	
N									
S	***	***	\$125,610/3.28%	\$669,034/17.3%	\$31,416/.816%	\$38,108/.980%	\$56,087/1.45%	\$669,034/17.3%	
TC									
C	\$3,846,743	\$3,542,677/92.0%	\$419,484/10.9%	\$679,225/17.6%	\$31,416/.816%	\$248,704/6.46%	\$139,263/3.62%	\$679,225/17.6%	

405-DEPARTMENT OF PUBLIC SAFETY-Special Trade Unadjusted Goal is 57.2%

FUND TYPE	TOTAL EXPENDITURES	TOTAL SPENT WITH NON-HUBS	TOTAL SPENT WITH **ADJ. HUBS 47.0% AMOUNT/%	TOTAL SPENT WITH *OTHER HUBS 10.2% AMOUNT/%	**ADJUSTED HUB GOAL 47.0%		*OTHER HUB GOAL 10.2%		
					BLACK	HISPANIC	ASIAN PACIFIC	NATIVE AMERICAN	WOMAN
T	\$789,710	\$472,578/59.8%	\$82,510/11.7%	\$224,623/28.4%		\$92,510/11.7%			\$224,623/28.4%
N									
S									
TC	\$6,669		\$6,669/100%			\$6,669/100%			
C	\$783,041	\$472,578/60.3%	\$85,840/10.9%	\$224,623/28.6%		\$85,840/10.9%			\$224,623/28.6%

405-DEPARTMENT OF PUBLIC SAFETY-Professional Services Unadjusted Goal is 20.0%

FUND TYPE	TOTAL EXPENDITURES	TOTAL SPENT WITH NON-HUBS	TOTAL SPENT WITH **ADJ. HUBS 18.1% AMOUNT/%	TOTAL SPENT WITH *OTHER HUBS 1.9% AMOUNT/%	**ADJUSTED HUB GOAL 18.1%			*OTHER HUB GOAL 1.9%	
					BLACK	HISPANIC	WOMAN	ASIAN PACIFIC	NATIVE AMERICAN
T	\$388,440DB	\$554,752DB	\$165,312		\$23,884	\$72,566	\$68,781		
N									
S									
TC	\$25	\$35/100%							
C	\$388,475DB	\$554,787DB	\$165,312		\$23,884	\$72,566	\$68,781		

405-DEPARTMENT OF PUBLIC SAFETY-Other Services Unadjusted Goal is 33.0%

FUND TYPE	TOTAL EXPENDITURES	TOTAL SPENT WITH NON-HUBS	TOTAL SPENT WITH **ADJ. HUBS 33.0% AMOUNT/%	**ADJUSTED HUB GOAL 33.0%				
				ASIAN PACIFIC	BLACK	HISPANIC	NATIVE AMERICAN	WOMAN
T	\$35,412,485	\$34,341,234/96.5%	\$1,071,250/3.02%	\$15,850/.044%	\$54,376/.153%	\$286,360/.752%		\$734,863/2.07%
N								
S								
TC	\$740,936	\$740,936/100%						
C	\$34,671,548	\$33,600,297/96.9%	\$1,071,250/3.08%	\$15,850/.045%	\$54,376/.156%	\$286,360/.768%		\$734,863/2.11%

405-DEPARTMENT OF PUBLIC SAFETY-Commodity Purchasing Unadjusted Goal is 12.6%

FUND TYPE	TOTAL EXPENDITURES	TOTAL SPENT WITH NON-HUBS	TOTAL SPENT WITH **ADJ. HUBS 11.5% AMOUNT/%	TOTAL SPENT WITH *OTHER HUBS 1.1% AMOUNT/%	**ADJUSTED HUB GOAL 11.5%			*OTHER HUB GOAL 1.1%	
					BLACK	HISPANIC	WOMAN	ASIAN PACIFIC	NATIVE AMERICAN
T	\$36,585,249	\$30,154,000/82.4%	\$5,655,470/15.4%	\$775,779/2.12%	\$181,835/.524%	\$318,262/.869%	\$5,145,372/14.0%	\$758,889/2.07%	\$16,789/.045%
N									
S									
TC	\$3,011,328	\$2,820,981/96.9%	\$82,372/2.73%	\$7,972/.284%		\$46,237/1.53%	\$36,135/1.20%	\$7,393/.245%	\$578/.019%
C	\$33,573,923	\$27,233,018/81.1%	\$5,573,097/16.5%	\$767,806/2.28%	\$181,835/.571%	\$272,025/.810%	\$5,109,235/15.2%	\$751,596/2.23%	\$16,210/.048%

DB = DEBIT (NEGATIVE AMOUNT) * = OTHER HUBS ** = ADJUSTED HUBS *** = DOLLARS REPORTED BUT NOT SHOWN IN THESE COLUMNS. SEE COVER LETTER PARA. 4
T=TREASURY, N=NON-TREASURY, S=SUBCONTRACTOR FUNDS & PROCUREMENT CARD HUB PURCHASES, TC=TERM CONTRACT, C=CONSOLIDATED. SEE PAGE 4 OF HUB REPORT FOR FUND TYPE DESCRIPTION.

FUND TYPE	TOTAL EXPENDITURES	TOTAL SPENT WITH NON-HUBS AMOUNT/%	406-TEXAS MILITARY FACILITIES		COMMISSION-Heavy Construction Unadjusted Goal is 11.9%					*OTHER HUB GOAL 5.3% WOMAN AMOUNT/%
			TOTAL SPENT WITH **ADJ. HUBS 5.6% AMOUNT/%	TOTAL SPENT WITH *OTHER HUBS 5.3% AMOUNT/%	ASIAN PACIFIC AMOUNT/%	BLACK AMOUNT/%	HISPANIC AMOUNT/%	NATIVE AMERICAN AMOUNT/%		

T
N
S
-TC
C

FUND TYPE	TOTAL EXPENDITURES	TOTAL SPENT WITH NON-HUBS	406-TEXAS MILITARY FACILITIES		COMMISSION-Building Construction Unadjusted Goal is 26.1%			*OTHER HUB GOAL 1.0%	
			TOTAL SPENT WITH **ADJ. HUBS 25.1%	TOTAL SPENT WITH *OTHER HUBS 1.0%	BLACK	HISPANIC	WOMAN	ASIAN PACIFIC	NATIVE AMERICAN

T
N
S
-TC
C

FUND TYPE	TOTAL EXPENDITURES	TOTAL SPENT WITH NON-HUBS	406-TEXAS MILITARY FACILITIES		COMMISSION-Special Trade Unadjusted Goal is 57.2%				
			TOTAL SPENT WITH **ADJ. HUBS 47.0%	TOTAL SPENT WITH *OTHER HUBS 10.2%	BLACK	HISPANIC	ASIAN PACIFIC	NATIVE AMERICAN	WOMAN

T
N
S
-TC
C

FUND TYPE	TOTAL EXPENDITURES	TOTAL SPENT WITH NON-HUBS	406-TEXAS MILITARY FACILITIES		COMMISSION-Professional Services Unadjusted Goal is 20.0%			*OTHER HUB GOAL 1.9%	
			TOTAL SPENT WITH **ADJ. HUBS 18.1%	TOTAL SPENT WITH *OTHER HUBS 1.9%	BLACK	HISPANIC	WOMAN	ASIAN PACIFIC	NATIVE AMERICAN

T
N
S
-TC
C

FUND TYPE	TOTAL EXPENDITURES	TOTAL SPENT WITH NON-HUBS	406-TEXAS MILITARY FACILITIES		COMMISSION-Other Services Unadjusted Goal is 33.0%				
			TOTAL SPENT WITH **ADJ. HUBS 23.0%	TOTAL SPENT WITH *OTHER HUBS 1.1%	ASIAN PACIFIC	BLACK	HISPANIC	NATIVE AMERICAN	WOMAN

T
N
S
-TC
C

FUND TYPE	TOTAL EXPENDITURES	TOTAL SPENT WITH NON-HUBS	406-TEXAS MILITARY FACILITIES		COMMISSION-Commodity Purchasing Unadjusted Goal is 12.6%				
			TOTAL SPENT WITH **ADJ. HUBS 11.5%	TOTAL SPENT WITH *OTHER HUBS 1.1%	BLACK	HISPANIC	WOMAN	ASIAN PACIFIC	NATIVE AMERICAN

T
N
S
-TC
C

DB = DEBIT (NEGATIVE AMOUNT) * = OTHER HUBS ** = ADJUSTED HUBS *** = DOLLARS REPORTED BUT NOT SHOWN IN THESE COLUMNS. SEE COVER LETTER PARA. 4
T-TREASURY, N-NON-TREASURY, S-SUBCONTRACTOR FUNDS & PROCUREMENT CARD HUB PURCHASES, TC-TERM CONTRACT, C-CONSOLIDATED. SEE PAGE 4 OF HUB REPORT FOR FUND TYPE DESCRIPTION.

407-COMMISSION ON LAW ENFORCEMENT-Heavy Construction Unadjusted Goal is 11.9%

FUND TYPE	TOTAL EXPENDITURES	TOTAL SPENT WITH NON-HUBS AMOUNT/%	TOTAL SPENT WITH **ADJ. HUBS 6.6% AMOUNT/%	TOTAL SPENT WITH *OTHER HUBS 5.3% AMOUNT/%	ASIAN PACIFIC AMOUNT/%	BLACK AMOUNT/%	HISPANIC AMOUNT/%	NATIVE AMERICAN AMOUNT/%	*OTHER HUB GOAL 5.3% WOMAN AMOUNT/%
T									
N									
S									
-TC									
C									

T
N
S
-TC
C

407-COMMISSION ON LAW ENFORCEMENT-Building Construction Unadjusted Goal is 28.1%

FUND TYPE	TOTAL EXPENDITURES	TOTAL SPENT WITH NON-HUBS	TOTAL SPENT WITH **ADJ. HUBS 25.1% AMOUNT/%	TOTAL SPENT WITH *OTHER HUBS 1.0% AMOUNT/%	BLACK	HISPANIC	WOMAN	*OTHER HUB GOAL 1.0% ASIAN PACIFIC	NATIVE AMERICAN
T	\$2,771		\$2,771/100 %				\$2,771/100 %		
N									
S									
-TC									
C	\$2,771		\$2,771/100 %				\$2,771/100 %		

T
N
S
-TC
C

407-COMMISSION ON LAW ENFORCEMENT-Special Trade Unadjusted Goal is 57.2%

FUND TYPE	TOTAL EXPENDITURES	TOTAL SPENT WITH NON-HUBS	TOTAL SPENT WITH **ADJ. HUBS 47.0% AMOUNT/%	TOTAL SPENT WITH *OTHER HUBS 10.2% AMOUNT/%	BLACK	HISPANIC	WOMAN	*OTHER HUB GOAL 10.2% ASIAN PACIFIC	NATIVE AMERICAN
T	\$6,531DB	\$1,931		\$8,462DB					\$8,462DB
N									
S									
-TC									
C	\$6,531DB	\$1,931		\$8,462DB					\$8,462DB

T
N
S
-TC
C

407-COMMISSION ON LAW ENFORCEMENT-Professional Services Unadjusted Goal is 20.0%

FUND TYPE	TOTAL EXPENDITURES	TOTAL SPENT WITH NON-HUBS	TOTAL SPENT WITH **ADJ. HUBS 18.1% AMOUNT/%	TOTAL SPENT WITH *OTHER HUBS 1.9% AMOUNT/%	BLACK	HISPANIC	WOMAN	*OTHER HUB GOAL 1.9% ASIAN PACIFIC	NATIVE AMERICAN
T	\$11,665	\$11,665/100 %							
N									
S									
-TC									
C	\$11,665	\$11,665/100 %							

T
N
S
-TC
C

407-COMMISSION ON LAW ENFORCEMENT-Other Services Unadjusted Goal is 33.0%

FUND TYPE	TOTAL EXPENDITURES	TOTAL SPENT WITH NON-HUBS	TOTAL SPENT WITH **ADJ. HUBS 33.0% AMOUNT/%	TOTAL SPENT WITH *OTHER HUBS 1.1% AMOUNT/%	ASIAN PACIFIC	BLACK	HISPANIC	NATIVE AMERICAN	WOMAN
T	\$122,485	\$44,788/36.5%	\$77,698/63.4%			\$16,585/13.5%	\$5,219/4.26%		\$55,894/45.6%
N									
S									
-TC	\$25,417	\$24,957/98.2%	\$449/1.76%						\$449/1.76%
C	\$97,067	\$19,831/20.4%	\$77,249/79.5%			\$16,585/17.0%	\$5,219/5.37%		\$55,445/57.1%

T
N
S
-TC
C

407-COMMISSION ON LAW ENFORCEMENT-Commodity Purchasing Unadjusted Goal is 12.6%

FUND TYPE	TOTAL EXPENDITURES	TOTAL SPENT WITH NON-HUBS	TOTAL SPENT WITH **ADJ. HUBS 11.5% AMOUNT/%	TOTAL SPENT WITH *OTHER HUBS 1.1% AMOUNT/%	BLACK	HISPANIC	WOMAN	*OTHER HUB GOAL 1.1% ASIAN PACIFIC	NATIVE AMERICAN
T	\$158,303	\$64,118/40.5%	\$79,941/50.4%	\$14,243/8.99%	\$534/3.37%		\$79,406/50.1%	\$13,093/8.27%	\$1,150/7.26%
N									
S									
-TC	\$9,265	\$8,621/93.0%	\$643/6.94%				\$643/6.94%		
C	\$149,038	\$55,498/37.2%	\$78,297/52.2%	\$14,243/9.55%	\$534/3.58%		\$78,763/52.8%	\$13,093/8.78%	\$1,150/7.71%

T
N
S
-TC
C

DB = DEBIT (NEGATIVE AMOUNT) * = OTHER HUBS ** = ADJUSTED HUBS *** = DOLLARS REPORTED BUT NOT SHOWN IN THESE COLUMNS. SEE COVER LETTER PARA. 4
T-TREASURY, N-NON-TREASURY, S-SUBCONTRACTOR FUNDS & PROCUREMENT CARD HUB PURCHASES, TC-TERM CONTRACT, C-CONSOLIDATED. SEE PAGE 4 OF HUB REPORT FOR FUND TYPE DESCRIPTION.

409-COMMISSION ON JAIL STANDARDS-Heavy Construction Unadjusted Goal is 11.9%

FUND TYPE	TOTAL EXPENDITURES	TOTAL SPENT WITH NON-HUBS AMOUNT/%	TOTAL SPENT WITH **ADJ. HUBS 6.6% AMOUNT/%	TOTAL SPENT WITH *OTHER HUBS 5.3% AMOUNT/%	ASIAN PACIFIC AMOUNT/%	BLACK AMOUNT/%	HISPANIC AMOUNT/%	NATIVE AMERICAN AMOUNT/%	*OTHER HUB GOAL 5.3% WOMAN AMOUNT/%
-----------	--------------------	------------------------------------	--	--	------------------------	----------------	-------------------	--------------------------	-------------------------------------

T
N
S
-TC
C

409-COMMISSION ON JAIL STANDARDS-Building Construction Unadjusted Goal is 26.1%

FUND TYPE	TOTAL EXPENDITURES	TOTAL SPENT WITH NON-HUBS	TOTAL SPENT WITH **ADJ. HUBS 25.1%	TOTAL SPENT WITH *OTHER HUBS 1.0%	BLACK	HISPANIC	WOMAN	ASIAN PACIFIC	NATIVE AMERICAN
-----------	--------------------	---------------------------	------------------------------------	-----------------------------------	-------	----------	-------	---------------	-----------------

T
N
S
-TC
C

409-COMMISSION ON JAIL STANDARDS-Special Trade Unadjusted Goal is 57.2%

FUND TYPE	TOTAL EXPENDITURES	TOTAL SPENT WITH NON-HUBS	TOTAL SPENT WITH **ADJ. HUBS 47.0%	TOTAL SPENT WITH *OTHER HUBS 10.2%	BLACK	HISPANIC	ASIAN PACIFIC	NATIVE AMERICAN	WOMAN
-----------	--------------------	---------------------------	------------------------------------	------------------------------------	-------	----------	---------------	-----------------	-------

T
N
S
-TC
C

409-COMMISSION ON JAIL STANDARDS-Professional Services Unadjusted Goal is 20.0%

FUND TYPE	TOTAL EXPENDITURES	TOTAL SPENT WITH NON-HUBS	TOTAL SPENT WITH **ADJ. HUBS 18.1%	TOTAL SPENT WITH *OTHER HUBS 1.9%	BLACK	HISPANIC	WOMAN	ASIAN PACIFIC	NATIVE AMERICAN
-----------	--------------------	---------------------------	------------------------------------	-----------------------------------	-------	----------	-------	---------------	-----------------

T
N
S
-TC
C

409-COMMISSION ON JAIL STANDARDS-Other Services Unadjusted Goal is 33.0%

FUND TYPE	TOTAL EXPENDITURES	TOTAL SPENT WITH NON-HUBS	TOTAL SPENT WITH **ADJ. HUBS 33.0%	ASIAN PACIFIC	BLACK	HISPANIC	NATIVE AMERICAN	WOMAN
-----------	--------------------	---------------------------	------------------------------------	---------------	-------	----------	-----------------	-------

T
N
S
-TC
C

409-COMMISSION ON JAIL STANDARDS-Commodity Purchasing Unadjusted Goal is 12.8%

FUND TYPE	TOTAL EXPENDITURES	TOTAL SPENT WITH NON-HUBS	TOTAL SPENT WITH **ADJ. HUBS 11.5%	TOTAL SPENT WITH *OTHER HUBS 1.1%	BLACK	HISPANIC	WOMAN	ASIAN PACIFIC	NATIVE AMERICAN
-----------	--------------------	---------------------------	------------------------------------	-----------------------------------	-------	----------	-------	---------------	-----------------

T
N
S
-TC
C

OB = DEBIT (NEGATIVE AMOUNT) * = OTHER HUBS ** = ADJUSTED HUBS *** = DOLLARS REPORTED BUT NOT SHOWN IN THESE COLUMNS. SEE COVER LETTER PARA. 4
T-TREASURY, N=NON-TREASURY, S=SUBCONTRACTOR FUNDS & PROCUREMENT CARD HUB PURCHASES, TC-TERM CONTRACT, C=CONSOLIDATED. SEE PAGE 4 OF HUB REPORT FOR FUND TYPE DESCRIPTION.

410-CRIMINAL JUSTICE POLICY COUNCIL-Heavy Construction Unadjusted Goal is 11.9%

FUND TYPE	TOTAL EXPENDITURES	TOTAL SPENT WITH NON-HUBS AMOUNT/%	TOTAL SPENT WITH **ADJ. HUBS 6.6% AMOUNT/%	TOTAL SPENT WITH *OTHER HUBS 5.3% AMOUNT/%	ASIAN PACIFIC AMOUNT/%	BLACK AMOUNT/%	HISPANIC AMOUNT/%	NATIVE AMERICAN AMOUNT/%	*OTHER HUB GOAL 5.3% WOMAN AMOUNT/%
-----------	--------------------	------------------------------------	--	--	------------------------	----------------	-------------------	--------------------------	-------------------------------------

T
N
S
-TC
C

410-CRIMINAL JUSTICE POLICY COUNCIL-Building Construction Unadjusted Goal is 25.1%

FUND TYPE	TOTAL EXPENDITURES	TOTAL SPENT WITH NON-HUBS	TOTAL SPENT WITH **ADJ. HUBS 25.1%	TOTAL SPENT WITH *OTHER HUBS 1.0%	BLACK	HISPANIC	WOMAN	ASIAN PACIFIC	NATIVE AMERICAN
-----------	--------------------	---------------------------	------------------------------------	-----------------------------------	-------	----------	-------	---------------	-----------------

T
N
S
-TC
C

410-CRIMINAL JUSTICE POLICY COUNCIL-Special Trade Unadjusted Goal is 57.2%

FUND TYPE	TOTAL EXPENDITURES	TOTAL SPENT WITH NON-HUBS	TOTAL SPENT WITH **ADJ. HUBS 47.0%	TOTAL SPENT WITH *OTHER HUBS 10.2%	BLACK	HISPANIC	ASIAN PACIFIC	NATIVE AMERICAN	WOMAN
-----------	--------------------	---------------------------	------------------------------------	------------------------------------	-------	----------	---------------	-----------------	-------

T
N
S
-TC
C

410-CRIMINAL JUSTICE POLICY COUNCIL-Professional Services Unadjusted Goal is 20.0%

FUND TYPE	TOTAL EXPENDITURES	TOTAL SPENT WITH NON-HUBS	TOTAL SPENT WITH **ADJ. HUBS 18.1%	TOTAL SPENT WITH *OTHER HUBS 1.9%	BLACK	HISPANIC	WOMAN	ASIAN PACIFIC	NATIVE AMERICAN
-----------	--------------------	---------------------------	------------------------------------	-----------------------------------	-------	----------	-------	---------------	-----------------

T
N
S
-TC
C

410-CRIMINAL JUSTICE POLICY COUNCIL-Other Services Unadjusted Goal is 33.0%

FUND TYPE	TOTAL EXPENDITURES	TOTAL SPENT WITH NON-HUBS	TOTAL SPENT WITH **ADJ. HUBS 33.0%	ASIAN PACIFIC	BLACK	HISPANIC	NATIVE AMERICAN	WOMAN
-----------	--------------------	---------------------------	------------------------------------	---------------	-------	----------	-----------------	-------

T
N
S
-TC
C

410-CRIMINAL JUSTICE POLICY COUNCIL-Commodity Purchasing Unadjusted Goal is 12.6%

FUND TYPE	TOTAL EXPENDITURES	TOTAL SPENT WITH NON-HUBS	TOTAL SPENT WITH **ADJ. HUBS 11.5%	TOTAL SPENT WITH *OTHER HUBS 1.1%	BLACK	HISPANIC	WOMAN	ASIAN PACIFIC	NATIVE AMERICAN
-----------	--------------------	---------------------------	------------------------------------	-----------------------------------	-------	----------	-------	---------------	-----------------

T
N
S
-TC
C

DB = DEBIT (NEGATIVE AMOUNT) * = OTHER HUBS ** = ADJUSTED HUBS *** = DOLLARS REPORTED BUT NOT SHOWN IN THESE COLUMNS. SEE COVER LETTER PARA. 4
T=TREASURY, N=NON-TREASURY, S=SUBCONTRACTOR FUNDS & PROCUREMENT CARD HUB PURCHASES, TC=TERM CONTRACT, C=CONSOLIDATED. SEE PAGE 4 OF HUB REPORT FOR FUND TYPE DESCRIPTION.

411-TX COMMISSION OF FIRE PROTECTION-Heavy Construction Unadjusted Goal is 11.9%

FUND TYPE	TOTAL EXPENDITURES	TOTAL SPENT WITH NON-HUBS AMOUNT/%	TOTAL SPENT WITH **ADJ. HUBS 6.6% AMOUNT/%	TOTAL SPENT WITH *OTHER HUBS 5.3% AMOUNT/%	ASIAN PACIFIC AMOUNT/%	**ADJUSTED HUB GOAL 6.6% BLACK AMOUNT/%	HISPANIC AMOUNT/%	NATIVE AMERICAN AMOUNT/%	*OTHER HUB GOAL 5.3% WOMAN AMOUNT/%
-----------	--------------------	------------------------------------	--	--	------------------------	--	-------------------	--------------------------	--

T
N
S
-TC

C

411-TX COMMISSION OF FIRE PROTECTION-Building Construction Unadjusted Goal is 26.1%

FUND TYPE	TOTAL EXPENDITURES	TOTAL SPENT WITH NON-HUBS	TOTAL SPENT WITH **ADJ. HUBS 25.1%	TOTAL SPENT WITH *OTHER HUBS 1.0%	BLACK	HISPANIC	WOMAN	*OTHER HUB GOAL 1.0% ASIAN PACIFIC NATIVE AMERICAN
-----------	--------------------	---------------------------	------------------------------------	-----------------------------------	-------	----------	-------	---

T
N
S
-TC

C

411-TX COMMISSION OF FIRE PROTECTION-Special Trade Unadjusted Goal is 57.2%

FUND TYPE	TOTAL EXPENDITURES	TOTAL SPENT WITH NON-HUBS	TOTAL SPENT WITH **ADJ. HUBS 47.0%	TOTAL SPENT WITH *OTHER HUBS 10.2%	BLACK	HISPANIC	ASIAN PACIFIC	NATIVE AMERICAN	WOMAN
-----------	--------------------	---------------------------	------------------------------------	------------------------------------	-------	----------	---------------	-----------------	-------

T
N
S
-TC

C

411-TX COMMISSION OF FIRE PROTECTION-Professional Services Unadjusted Goal is 20.0%

FUND TYPE	TOTAL EXPENDITURES	TOTAL SPENT WITH NON-HUBS	TOTAL SPENT WITH **ADJ. HUBS 19.1%	TOTAL SPENT WITH *OTHER HUBS 1.9%	BLACK	HISPANIC	WOMAN	*OTHER HUB GOAL 1.9% ASIAN PACIFIC NATIVE AMERICAN
-----------	--------------------	---------------------------	------------------------------------	-----------------------------------	-------	----------	-------	---

T
N
S
-TC

C

411-TX COMMISSION OF FIRE PROTECTION-Other Services Unadjusted Goal is 33.0%

FUND TYPE	TOTAL EXPENDITURES	TOTAL SPENT WITH NON-HUBS	TOTAL SPENT WITH **ADJ. HUBS 33.0%	ASIAN PACIFIC	BLACK	HISPANIC	NATIVE AMERICAN	WOMAN
-----------	--------------------	---------------------------	------------------------------------	---------------	-------	----------	-----------------	-------

T
N
S
-TC

C

411-TX COMMISSION OF FIRE PROTECTION-Commodity Purchasing Unadjusted Goal is 12.6%

FUND TYPE	TOTAL EXPENDITURES	TOTAL SPENT WITH NON-HUBS	TOTAL SPENT WITH **ADJ. HUBS 11.9%	TOTAL SPENT WITH *OTHER HUBS 1.1%	BLACK	HISPANIC	WOMAN	*OTHER HUB GOAL 1.1% ASIAN PACIFIC NATIVE AMERICAN
-----------	--------------------	---------------------------	------------------------------------	-----------------------------------	-------	----------	-------	---

T
N
S
-TC

C

DB = DEBIT (NEGATIVE AMOUNT) * = OTHER HUBS ** = ADJUSTED HUBS *** = DOLLARS REPORTED BUT NOT SHOWN IN THESE COLUMNS. SEE COVER LETTER PARA. 4
T=TREASURY, N=NON-TREASURY, S=SUBCONTRACTOR FUNDS & PROCUREMENT CARD HUB PURCHASES, TC=TERM CONTRACT, C=CONSOLIDATED. SEE PAGE 4 OF HUB REPORT FOR FUND TYPE DESCRIPTION.

449-State Finance Commission-Heavy Construction Unadjusted Goal is 11.9%

FUND TYPE	TOTAL EXPENDITURES	TOTAL SPENT WITH NON-HUBS AMOUNT/%	TOTAL SPENT WITH **ADJ. HUBS 6.6% AMOUNT/%	TOTAL SPENT WITH *OTHER HUBS 5.3% AMOUNT/%	ASIAN PACIFIC AMOUNT/%	BLACK AMOUNT/%	HISPANIC AMOUNT/%	NATIVE AMERICAN AMOUNT/%	*OTHER HUB GOAL 5.3% WOMAN AMOUNT/%
-----------	--------------------	------------------------------------	--	--	------------------------	----------------	-------------------	--------------------------	-------------------------------------

T
N
S
-TC
C

449-State Finance Commission-Building Construction Unadjusted Goal is 26.1%

FUND TYPE	TOTAL EXPENDITURES	TOTAL SPENT WITH NON-HUBS	TOTAL SPENT WITH **ADJ. HUBS 25.1%	TOTAL SPENT WITH *OTHER HUBS 1.0%	BLACK	HISPANIC	WOMAN	ASIAN PACIFIC	NATIVE AMERICAN	*OTHER HUB GOAL 1.0%
-----------	--------------------	---------------------------	------------------------------------	-----------------------------------	-------	----------	-------	---------------	-----------------	----------------------

T
N
S
-TC
C

449-State Finance Commission-Special Trade Unadjusted Goal is 57.2%

FUND TYPE	TOTAL EXPENDITURES	TOTAL SPENT WITH NON-HUBS	TOTAL SPENT WITH **ADJ. HUBS 47.0%	TOTAL SPENT WITH *OTHER HUBS 10.2%	BLACK	HISPANIC	ASIAN PACIFIC	NATIVE AMERICAN	WOMAN	*OTHER HUB GOAL 10.2%
-----------	--------------------	---------------------------	------------------------------------	------------------------------------	-------	----------	---------------	-----------------	-------	-----------------------

T
N
S
-TC
C

449-State Finance Commission-Professional Services Unadjusted Goal is 20.0%

FUND TYPE	TOTAL EXPENDITURES	TOTAL SPENT WITH NON-HUBS	TOTAL SPENT WITH **ADJ. HUBS 18.1%	TOTAL SPENT WITH *OTHER HUBS 1.9%	BLACK	HISPANIC	WOMAN	ASIAN PACIFIC	NATIVE AMERICAN	*OTHER HUB GOAL 1.9%
-----------	--------------------	---------------------------	------------------------------------	-----------------------------------	-------	----------	-------	---------------	-----------------	----------------------

T
N
S
-TC
C

449-State Finance Commission-Other Services Unadjusted Goal is 33.0%

FUND TYPE	TOTAL EXPENDITURES	TOTAL SPENT WITH NON-HUBS	TOTAL SPENT WITH **ADJ. HUBS 33.0%	ASIAN PACIFIC	BLACK	HISPANIC	NATIVE AMERICAN	WOMAN	**ADJUSTED HUB GOAL 33.0%
-----------	--------------------	---------------------------	------------------------------------	---------------	-------	----------	-----------------	-------	---------------------------

T \$85,341 \$5,540/6.48% \$79,801/93.5%
N
S
-TC \$4 \$4/100 %
C \$85,337 \$5,536/6.48% \$79,801/93.5%

T
N
S
-TC
C

449-State Finance Commission-Commodity Purchasing Unadjusted Goal is 12.6%

FUND TYPE	TOTAL EXPENDITURES	TOTAL SPENT WITH NON-HUBS	TOTAL SPENT WITH **ADJ. HUBS 11.5%	TOTAL SPENT WITH *OTHER HUBS 1.1%	BLACK	HISPANIC	WOMAN	ASIAN PACIFIC	NATIVE AMERICAN	*OTHER HUB GOAL 1.1%
-----------	--------------------	---------------------------	------------------------------------	-----------------------------------	-------	----------	-------	---------------	-----------------	----------------------

T \$53 \$53/100 %
N
S
-TC
C \$53 \$53/100 %

DB = DEBIT (NEGATIVE AMOUNT) * = OTHER HUBS ** = ADJUSTED HUBS *** = DOLLARS REPORTED BUT NOT SHOWN IN THESE COLUMNS. SEE COVER LETTER PARA. 4
T-TREASURY, N-NON-TREASURY, S-SUBCONTRACTOR FUNDS & PROCUREMENT CARD HUB PURCHASES, TC-TERM CONTRACT, C-CONSOLIDATED. SEE PAGE 4 OF HUB REPORT FOR FUND TYPE DESCRIPTION.

450-SAVINGS AND LOAN DEPARTMENT-Heavy Construction Unadjusted Goal is 11.9%

FUND TYPE	TOTAL EXPENDITURES	TOTAL SPENT WITH NON-HUBS AMOUNT/%	TOTAL SPENT WITH **ADJ. HUBS 6.6% AMOUNT/%	TOTAL SPENT WITH *OTHER HUBS 5.3% AMOUNT/%	ASIAN PACIFIC AMOUNT/%	BLACK AMOUNT/%	HISPANIC AMOUNT/%	NATIVE AMERICAN AMOUNT/%	*OTHER HUB GOAL 5.3% WOMAN AMOUNT/%
-----------	--------------------	------------------------------------	--	--	------------------------	----------------	-------------------	--------------------------	-------------------------------------

T
N
S
TC
C

450-SAVINGS AND LOAN DEPARTMENT-Building Construction Unadjusted Goal is 26.1%

FUND TYPE	TOTAL EXPENDITURES	TOTAL SPENT WITH NON-HUBS	TOTAL SPENT WITH **ADJ. HUBS 25.1%	TOTAL SPENT WITH *OTHER HUBS 1.0%	BLACK	**ADJUSTED HUB GOAL 25.1% HISPANIC	WOMAN	*OTHER HUB GOAL 1.0% ASIAN PACIFIC	NATIVE AMERICAN
-----------	--------------------	---------------------------	------------------------------------	-----------------------------------	-------	---------------------------------------	-------	---------------------------------------	-----------------

T
N
S
TC
C

450-SAVINGS AND LOAN DEPARTMENT-Special Trade Unadjusted Goal is 57.2%

FUND TYPE	TOTAL EXPENDITURES	TOTAL SPENT WITH NON-HUBS	TOTAL SPENT WITH **ADJ. HUBS 47.0%	TOTAL SPENT WITH *OTHER HUBS 10.2%	BLACK	**ADJUSTED HUB GOAL 47.0% HISPANIC	ASIAN PACIFIC	*OTHER HUB GOAL 10.2% NATIVE AMERICAN	WOMAN
-----------	--------------------	---------------------------	------------------------------------	------------------------------------	-------	---------------------------------------	---------------	--	-------

T
N
S
TC
C

450-SAVINGS AND LOAN DEPARTMENT-Professional Services Unadjusted Goal is 20.0%

FUND TYPE	TOTAL EXPENDITURES	TOTAL SPENT WITH NON-HUBS	TOTAL SPENT WITH **ADJ. HUBS 18.1%	TOTAL SPENT WITH *OTHER HUBS 1.9%	BLACK	**ADJUSTED HUB GOAL 18.1% HISPANIC	WOMAN	*OTHER HUB GOAL 1.9% ASIAN PACIFIC	NATIVE AMERICAN
-----------	--------------------	---------------------------	------------------------------------	-----------------------------------	-------	---------------------------------------	-------	---------------------------------------	-----------------

T
N
S
TC
C

450-SAVINGS AND LOAN DEPARTMENT-Other Services Unadjusted Goal is 33.0%

FUND TYPE	TOTAL EXPENDITURES	TOTAL SPENT WITH NON-HUBS	TOTAL SPENT WITH **ADJ. HUBS 33.0%	ASIAN PACIFIC	BLACK	**ADJUSTED HUB GOAL 33.0% HISPANIC	NATIVE AMERICAN	WOMAN
-----------	--------------------	---------------------------	------------------------------------	---------------	-------	---------------------------------------	-----------------	-------

T
N
S
TC
C

450-SAVINGS AND LOAN DEPARTMENT-Commodity Purchasing Unadjusted Goal is 12.6%

FUND TYPE	TOTAL EXPENDITURES	TOTAL SPENT WITH NON-HUBS	TOTAL SPENT WITH **ADJ. HUBS 11.5%	TOTAL SPENT WITH *OTHER HUBS 1.1%	BLACK	**ADJUSTED HUB GOAL 11.5% HISPANIC	WOMAN	*OTHER HUB GOAL 1.1% ASIAN PACIFIC	NATIVE AMERICAN
-----------	--------------------	---------------------------	------------------------------------	-----------------------------------	-------	---------------------------------------	-------	---------------------------------------	-----------------

T
N
S
TC
C

DB = DEBIT (NEGATIVE AMOUNT) * = OTHER HUBS ** = ADJUSTED HUBS *** = DOLLARS REPORTED BUT NOT SHOWN IN THESE COLUMNS. SEE COVER LETTER PARA. 4
 T=TREASURY, N=NON-TREASURY, S=SUBCONTRACTOR FUNDS & PROCUREMENT CARD HUB PURCHASES, TC=TERM CONTRACT, C=CONSOLIDATED. SEE PAGE 4 OF HUB REPORT FOR FUND TYPE DESCRIPTION.

451-DEPARTMENT OF BANKING-Heavy Construction Unadjusted Goal is 11.9%

FUND TYPE	TOTAL EXPENDITURES	TOTAL SPENT WITH NON-HUBS AMOUNT/%	TOTAL SPENT WITH **ADJ. HUBS 6.8%	TOTAL SPENT WITH *OTHER HUBS 5.3%	ASIAN PACIFIC AMOUNT/%	**ADJUSTED HUB GOAL 6.6%	BLACK AMOUNT/%	HISPANIC AMOUNT/%	NATIVE AMERICAN AMOUNT/%	*OTHER HUB GOAL 5.3%	WOMAN AMOUNT/%
-----------	--------------------	------------------------------------	-----------------------------------	-----------------------------------	------------------------	--------------------------	----------------	-------------------	--------------------------	----------------------	----------------

T
N
S
TC
C

451-DEPARTMENT OF BANKING-Building Construction Unadjusted Goal is 26.1%

FUND TYPE	TOTAL EXPENDITURES	TOTAL SPENT WITH NON-HUBS	TOTAL SPENT WITH **ADJ. HUBS 25.1%	TOTAL SPENT WITH *OTHER HUBS 1.0%	BLACK	**ADJUSTED HUB GOAL 26.1%	HISPANIC	WOMAN	*OTHER HUB GOAL 1.0%	ASIAN PACIFIC	NATIVE AMERICAN
-----------	--------------------	---------------------------	------------------------------------	-----------------------------------	-------	---------------------------	----------	-------	----------------------	---------------	-----------------

T
N
S
TC
C

451-DEPARTMENT OF BANKING-Special Trade Unadjusted Goal is 57.2%

FUND TYPE	TOTAL EXPENDITURES	TOTAL SPENT WITH NON-HUBS	TOTAL SPENT WITH **ADJ. HUBS 47.0%	TOTAL SPENT WITH *OTHER HUBS 10.2%	BLACK	**ADJUSTED HUB GOAL 47.0%	HISPANIC	WOMAN	*OTHER HUB GOAL 10.2%	ASIAN PACIFIC	NATIVE AMERICAN
-----------	--------------------	---------------------------	------------------------------------	------------------------------------	-------	---------------------------	----------	-------	-----------------------	---------------	-----------------

T
N
S
TC
C

451-DEPARTMENT OF BANKING-Professional Services Unadjusted Goal is 20.0%

FUND TYPE	TOTAL EXPENDITURES	TOTAL SPENT WITH NON-HUBS	TOTAL SPENT WITH **ADJ. HUBS 18.1%	TOTAL SPENT WITH *OTHER HUBS 1.9%	BLACK	**ADJUSTED HUB GOAL 18.1%	HISPANIC	WOMAN	*OTHER HUB GOAL 1.9%	ASIAN PACIFIC	NATIVE AMERICAN
-----------	--------------------	---------------------------	------------------------------------	-----------------------------------	-------	---------------------------	----------	-------	----------------------	---------------	-----------------

T
N
S
TC
C

451-DEPARTMENT OF BANKING-Other Services Unadjusted Goal is 33.0%

FUND TYPE	TOTAL EXPENDITURES	TOTAL SPENT WITH NON-HUBS	TOTAL SPENT WITH **ADJ. HUBS 33.0%	ASIAN PACIFIC	BLACK	**ADJUSTED HUB GOAL 33.0%	HISPANIC	NATIVE AMERICAN	WOMAN
-----------	--------------------	---------------------------	------------------------------------	---------------	-------	---------------------------	----------	-----------------	-------

T
N
S
TC
C

451-DEPARTMENT OF BANKING-Commodity Purchasing Unadjusted Goal is 12.8%

FUND TYPE	TOTAL EXPENDITURES	TOTAL SPENT WITH NON-HUBS	TOTAL SPENT WITH **ADJ. HUBS 11.5%	TOTAL SPENT WITH *OTHER HUBS 1.1%	BLACK	**ADJUSTED HUB GOAL 11.5%	HISPANIC	WOMAN	*OTHER HUB GOAL 1.1%	ASIAN PACIFIC	NATIVE AMERICAN
-----------	--------------------	---------------------------	------------------------------------	-----------------------------------	-------	---------------------------	----------	-------	----------------------	---------------	-----------------

T
N
S
TC
C

DB = DEBIT (NEGATIVE AMOUNT) * = OTHER HUBS ** = ADJUSTED HUBS *** = DOLLARS REPORTED BUT NOT SHOWN IN THESE COLUMNS. SEE COVER LETTER PARA. 4
T=TREASURY, N=NON-TREASURY, S=SUBCONTRACTOR FUNDS & PROCUREMENT CARD HUB PURCHASES, TC=TERM CONTRACT, C=CONSOLIDATED. SEE PAGE 4 OF HUB REPORT FOR FUND TYPE DESCRIPTION.

452-DEPT OF LICENSING & REGULATION-Heavy Construction Unadjusted Goal is 11.8%

FUND TYPE	TOTAL EXPENDITURES	TOTAL SPENT WITH NON-HUBS AMOUNT/%	TOTAL SPENT WITH **ADJ. HUBS 8.9% AMOUNT/%	TOTAL SPENT WITH *OTHER HUBS 5.3% AMOUNT/%	ASIAN PACIFIC AMOUNT/%	**ADJUSTED HUB GOAL 6.6% BLACK AMOUNT/%	HISPANIC AMOUNT/%	NATIVE AMERICAN AMOUNT/%	*OTHER HUB GOAL 5.3% WOMAN AMOUNT/%
T									
N									
S									
-TC									
C									

452-DEPT OF LICENSING & REGULATION-Building Construction Unadjusted Goal is 26.1%

FUND TYPE	TOTAL EXPENDITURES	TOTAL SPENT WITH NON-HUBS	TOTAL SPENT WITH **ADJ. HUBS 26.1%	TOTAL SPENT WITH *OTHER HUBS 1.0%	BLACK	**ADJUSTED HUB GOAL 26.1% HISPANIC	WOMAN	*OTHER HUB GOAL 1.0% ASIAN PACIFIC	NATIVE AMERICAN
T									
N									
S									
-TC									
C									

452-DEPT OF LICENSING & REGULATION-Special Trade Unadjusted Goal is 57.2%

FUND TYPE	TOTAL EXPENDITURES	TOTAL SPENT WITH NON-HUBS	TOTAL SPENT WITH **ADJ. HUBS 47.0% \$17,992/100 %	TOTAL SPENT WITH *OTHER HUBS 10.2% \$17,992/100 %	BLACK	**ADJUSTED HUB GOAL 47.0% HISPANIC	ASIAN PACIFIC	*OTHER HUB GOAL 10.2% NATIVE AMERICAN	WOMAN
T	\$17,882		\$17,992/100 %	\$17,992/100 %		\$17,992/100 %			
N									
S									
-TC									
C	\$17,882		\$17,992/100 %	\$17,992/100 %		\$17,992/100 %			

452-DEPT OF LICENSING & REGULATION-Professional Services Unadjusted Goal is 20.0%

FUND TYPE	TOTAL EXPENDITURES	TOTAL SPENT WITH NON-HUBS	TOTAL SPENT WITH **ADJ. HUBS 18.1%	TOTAL SPENT WITH *OTHER HUBS 1.9%	BLACK	**ADJUSTED HUB GOAL 18.1% HISPANIC	WOMAN	*OTHER HUB GOAL 1.9% ASIAN PACIFIC	NATIVE AMERICAN
T	\$6,484	\$6,484/100 %							
N									
S									
-TC									
C	\$6,484	\$6,484/100 %							

452-DEPT OF LICENSING & REGULATION-Other Services Unadjusted Goal is 33.0%

FUND TYPE	TOTAL EXPENDITURES	TOTAL SPENT WITH NON-HUBS	TOTAL SPENT WITH **ADJ. HUBS 33.0%	ASIAN PACIFIC	BLACK	**ADJUSTED HUB GOAL 33.0% HISPANIC	NATIVE AMERICAN	WOMAN
T	\$707,463	\$408,454/57.7%	\$299,009/42.2%	\$2,863/.404%	\$10/.001%	\$281,652/39.8%		\$14,482/2.04%
N								
S								
-TC	\$32,335	\$32,335/100 %						
C	\$675,127	\$378,118/55.7%	\$299,009/44.2%	\$2,863/.424%	\$10/.001%	\$281,652/41.7%		\$14,482/2.14%

452-DEPT OF LICENSING & REGULATION-Commodity Purchasing Unadjusted Goal is 12.6%

FUND TYPE	TOTAL EXPENDITURES	TOTAL SPENT WITH NON-HUBS	TOTAL SPENT WITH **ADJ. HUBS 11.5%	TOTAL SPENT WITH *OTHER HUBS 1.1%	BLACK	**ADJUSTED HUB GOAL 11.5% HISPANIC	WOMAN	*OTHER HUB GOAL 1.1% ASIAN PACIFIC	NATIVE AMERICAN
T	\$453,138	\$273,373/60.3%	\$155,775/34.3%	\$23,888/5.28%	\$90,879/20.0%	\$31,642/6.88%	\$33,253/7.33%	\$20,831/4.59%	\$3,157/.696%
N									
S									
-TC	\$123,561	\$74,259/60.0%	\$49,302/38.9%			\$49,035/39.6%	\$266/.216%		
C	\$329,576	\$199,113/60.4%	\$106,473/32.3%	\$23,989/7.27%	\$90,879/27.5%	\$17,392/8	\$32,986/10.0%	\$20,831/6.32%	\$3,157/.858%

DB = DEBIT (NEGATIVE AMOUNT) * = OTHER HUBS ** = ADJUSTED HUBS *** = DOLLARS REPORTED BUT NOT SHOWN IN THESE COLUMNS. SEE COVER LETTER PARA. 4
T=TREASURY, N=NON-TREASURY, S=SUBCONTRACTOR FUNDS & PROCUREMENT CARD HUB PURCHASES, TC=TERM CONTRACT, C=CONSOLIDATED. SEE PAGE 4 OF HUB REPORT FOR FUND TYPE DESCRIPTION.

FUND TYPE	TOTAL EXPENDITURES	TOTAL SPENT WITH NON-HUBS AMOUNT/%	453-TEXAS WORKERS' COMPENSATION COMM.-Heavy Construction Unadjusted Goal is 11.9%		**ADJUSTED HUB GOAL 8.6%				*OTHER HUB GOAL 5.3% WDMAN AMOUNT/%
			TOTAL SPENT WITH **ADJ. HUBS 8.6%	TOTAL SPENT WITH *OTHER HUBS 8.3%	ASIAN PACIFIC AMOUNT/%	BLACK AMOUNT/%	HISPANIC AMOUNT/%	NATIVE AMERICAN AMOUNT/%	

T
N
S
-TC

C

FUND TYPE	TOTAL EXPENDITURES	TOTAL SPENT WITH NON-HUBS	453-TEXAS WORKERS' COMPENSATION COMM.-Building Construction Unadjusted Goal is 26.1%		**ADJUSTED HUB GOAL 25.1%			*OTHER HUB GOAL 1.0%	
			TOTAL SPENT WITH **ADJ. HUBS 25.1%	TOTAL SPENT WITH *OTHER HUBS 1.0%	BLACK	HISPANIC	WOMAN	ASIAN PACIFIC	NATIVE AMERICAN

T
N
S
-TC

C

FUND TYPE	TOTAL EXPENDITURES	TOTAL SPENT WITH NON-HUBS	453-TEXAS WORKERS' COMPENSATION COMM.-Special Trade Unadjusted Goal is 57.2%		**ADJUSTED HUB GOAL 47.0%		*OTHER HUB GOAL 10.2%		
			TOTAL SPENT WITH **ADJ. HUBS 47.0%	TOTAL SPENT WITH *OTHER HUBS 10.2%	BLACK	HISPANIC	ASIAN PACIFIC	NATIVE AMERICAN	WOMAN

T
N
S
-TC

C

FUND TYPE	TOTAL EXPENDITURES	TOTAL SPENT WITH NON-HUBS	453-TEXAS WORKERS' COMPENSATION COMM.-Professional Services Unadjusted Goal is 20.0%		**ADJUSTED HUB GOAL 18.1%			*OTHER HUB GOAL 1.9%	
			TOTAL SPENT WITH **ADJ. HUBS 18.1%	TOTAL SPENT WITH *OTHER HUBS 1.9%	BLACK	HISPANIC	WOMAN	ASIAN PACIFIC	NATIVE AMERICAN

T
N
S
-TC

C

FUND TYPE	TOTAL EXPENDITURES	TOTAL SPENT WITH NON-HUBS	453-TEXAS WORKERS' COMPENSATION COMM.-Other Services Unadjusted Goal is 33.0%		**ADJUSTED HUB GOAL 33.0%				
			TOTAL SPENT WITH **ADJ. HUBS 33.0%	TOTAL SPENT WITH *OTHER HUBS 3.1%	ASIAN PACIFIC	BLACK	HISPANIC	NATIVE AMERICAN	WOMAN

T
N
S
-TC

C

FUND TYPE	TOTAL EXPENDITURES	TOTAL SPENT WITH NON-HUBS	453-TEXAS WORKERS' COMPENSATION COMM.-Commodity Purchasing Unadjusted Goal is 12.6%		**ADJUSTED HUB GOAL 11.5%			*OTHER HUB GOAL 1.1%	
			TOTAL SPENT WITH **ADJ. HUBS 11.5%	TOTAL SPENT WITH *OTHER HUBS 1.1%	BLACK	HISPANIC	WOMAN	ASIAN PACIFIC	NATIVE AMERICAN

T
N
S
-TC

C

DB = DEBIT (NEGATIVE AMOUNT) * = OTHER HUBS ** = ADJUSTED HUBS *** = DOLLARS REPORTED BUT NOT SHOWN IN THESE COLUMNS. SEE COVER LETTER PARA. 4
T=TREASURY, N=NON-TREASURY, S=SUBCONTRACTOR FUNDS & PROCUREMENT CARD HUB PURCHASES, TC=TERM CONTRACT, C=CONSOLIDATED. SEE PAGE 4 OF HUB REPORT FOR FUND TYPE DESCRIPTION.

454-TEXAS DEPARTMENT OF INSURANCE-Heavy Construction Unadjusted Goal is 11.9%

FUND TYPE	TOTAL EXPENDITURES	TOTAL SPENT WITH NON-HUBS AMOUNT/%	TOTAL SPENT WITH **ADJ. HUBS 5.6% AMOUNT/%	TOTAL SPENT WITH *OTHER HUBS 5.3% AMOUNT/%	ASIAN PACIFIC AMOUNT/%	BLACK AMOUNT/%	HISPANIC AMOUNT/%	NATIVE AMERICAN AMOUNT/%	*OTHER HUB GOAL 5.3% WOMAN AMOUNT/%
-----------	--------------------	------------------------------------	--	--	------------------------	----------------	-------------------	--------------------------	-------------------------------------

T
N
S
-TC

C

454-TEXAS DEPARTMENT OF INSURANCE-Building Construction Unadjusted Goal is 26.1%

FUND TYPE	TOTAL EXPENDITURES	TOTAL SPENT WITH NON-HUBS	TOTAL SPENT WITH **ADJ. HUBS 25.1%	TOTAL SPENT WITH *OTHER HUBS 1.0%	BLACK	HISPANIC	WOMAN	ASIAN PACIFIC	NATIVE AMERICAN	*OTHER HUB GOAL 1.0%
-----------	--------------------	---------------------------	------------------------------------	-----------------------------------	-------	----------	-------	---------------	-----------------	----------------------

T
N
S
-TC

C

454-TEXAS DEPARTMENT OF INSURANCE-Special Trade Unadjusted Goal is 57.2%

FUND TYPE	TOTAL EXPENDITURES	TOTAL SPENT WITH NON-HUBS	TOTAL SPENT WITH **ADJ. HUBS 47.0%	TOTAL SPENT WITH *OTHER HUBS 10.2%	BLACK	HISPANIC	ASIAN PACIFIC	NATIVE AMERICAN	WOMAN	*OTHER HUB GOAL 10.2%
-----------	--------------------	---------------------------	------------------------------------	------------------------------------	-------	----------	---------------	-----------------	-------	-----------------------

T
N
S
-TC

C

454-TEXAS DEPARTMENT OF INSURANCE-Professional Services Unadjusted Goal is 20.0%

FUND TYPE	TOTAL EXPENDITURES	TOTAL SPENT WITH NON-HUBS	TOTAL SPENT WITH **ADJ. HUBS 18.1%	TOTAL SPENT WITH *OTHER HUBS 1.9%	BLACK	HISPANIC	WOMAN	ASIAN PACIFIC	NATIVE AMERICAN	*OTHER HUB GOAL 1.9%
-----------	--------------------	---------------------------	------------------------------------	-----------------------------------	-------	----------	-------	---------------	-----------------	----------------------

T
N
S
-TC

C

454-TEXAS DEPARTMENT OF INSURANCE-Other Services Unadjusted Goal is 33.0%

FUND TYPE	TOTAL EXPENDITURES	TOTAL SPENT WITH NON-HUBS	TOTAL SPENT WITH **ADJ. HUBS 33.0%	ASIAN PACIFIC	BLACK	HISPANIC	NATIVE AMERICAN	WOMAN
-----------	--------------------	---------------------------	------------------------------------	---------------	-------	----------	-----------------	-------

T
N
S
-TC

C

454-TEXAS DEPARTMENT OF INSURANCE-Commodity Purchasing Unadjusted Goal is 12.6%

FUND TYPE	TOTAL EXPENDITURES	TOTAL SPENT WITH NON-HUBS	TOTAL SPENT WITH **ADJ. HUBS 11.5%	TOTAL SPENT WITH *OTHER HUBS 1.1%	BLACK	HISPANIC	WOMAN	ASIAN PACIFIC	NATIVE AMERICAN	*OTHER HUB GOAL 1.1%
-----------	--------------------	---------------------------	------------------------------------	-----------------------------------	-------	----------	-------	---------------	-----------------	----------------------

T
N
S
-TC

C

DB = DEBIT (NEGATIVE AMOUNT) * = OTHER HUBS ** = ADJUSTED HUBS *** = DOLLARS REPORTED BUT NOT SHOWN IN THESE COLUMNS. SEE COVER LETTER PARA. 4
T-TREASURY, N=NON-TREASURY, S-SUBCONTRACTOR FUNDS & PROCUREMENT CARD HUB PURCHASES, TC-TERM CONTRACT, C=CONSOLIDATED. SEE PAGE 44 OF HUB REPORT FOR FUND TYPE DESCRIPTION.

455-RAILROAD COMMISSION-Heavy Construction Unadjusted Goal is 11.9%

FUND TYPE	TOTAL EXPENDITURES	TOTAL SPENT WITH NON-HUBS AMOUNT/%	TOTAL SPENT WITH **ADJ. HUBS 6.6% AMOUNT/%	TOTAL SPENT WITH *OTHER HUBS 5.3% AMOUNT/%	ASIAN PACIFIC AMOUNT/%	**ADJUSTED HUB GOAL 6.6% BLACK AMOUNT/%	HISPANIC AMOUNT/%	NATIVE AMERICAN AMOUNT/%	*OTHER HUB GOAL 5.3% WOMAN AMOUNT/%
-----------	--------------------	------------------------------------	--	--	------------------------	--	-------------------	--------------------------	--

T
N
S
TC
C

455-RAILROAD COMMISSION-Building Construction Unadjusted Goal is 26.1%

FUND TYPE	TOTAL EXPENDITURES	TOTAL SPENT WITH NON-HUBS	TOTAL SPENT WITH **ADJ. HUBS 26.1%	TOTAL SPENT WITH *OTHER HUBS 1.0%	BLACK	HISPANIC	WOMAN	*OTHER HUB GOAL 1.0% ASIAN PACIFIC	NATIVE AMERICAN
-----------	--------------------	---------------------------	------------------------------------	-----------------------------------	-------	----------	-------	---------------------------------------	-----------------

T
N
S
TC
C

455-RAILROAD COMMISSION-Special Trade Unadjusted Goal is 57.2%

FUND TYPE	TOTAL EXPENDITURES	TOTAL SPENT WITH NON-HUBS	TOTAL SPENT WITH **ADJ. HUBS 47.0%	TOTAL SPENT WITH *OTHER HUBS 10.2%	BLACK	HISPANIC	ASIAN PACIFIC	NATIVE AMERICAN	WOMAN
-----------	--------------------	---------------------------	------------------------------------	------------------------------------	-------	----------	---------------	-----------------	-------

T
N
S
TC
C

455-RAILROAD COMMISSION-Professional Services Unadjusted Goal is 20.0%

FUND TYPE	TOTAL EXPENDITURES	TOTAL SPENT WITH NON-HUBS	TOTAL SPENT WITH **ADJ. HUBS 18.1%	TOTAL SPENT WITH *OTHER HUBS 1.9%	BLACK	HISPANIC	WOMAN	*OTHER HUB GOAL 1.9% ASIAN PACIFIC	NATIVE AMERICAN
-----------	--------------------	---------------------------	------------------------------------	-----------------------------------	-------	----------	-------	---------------------------------------	-----------------

T
N
S
TC
C

455-RAILROAD COMMISSION-Other Services Unadjusted Goal is 33.0%

FUND TYPE	TOTAL EXPENDITURES	TOTAL SPENT WITH NON-HUBS	TOTAL SPENT WITH **ADJ. HUBS 33.0%	ASIAN PACIFIC	BLACK	HISPANIC	NATIVE AMERICAN	WOMAN
-----------	--------------------	---------------------------	------------------------------------	---------------	-------	----------	-----------------	-------

T
N
S
TC
C

455-RAILROAD COMMISSION-Commodity Purchasing Unadjusted Goal is 12.6%

FUND TYPE	TOTAL EXPENDITURES	TOTAL SPENT WITH NON-HUBS	TOTAL SPENT WITH **ADJ. HUBS 11.5%	TOTAL SPENT WITH *OTHER HUBS 1.1%	BLACK	HISPANIC	WOMAN	*OTHER HUB GOAL 1.1% ASIAN PACIFIC	NATIVE AMERICAN
-----------	--------------------	---------------------------	------------------------------------	-----------------------------------	-------	----------	-------	---------------------------------------	-----------------

T
N
S
TC
C

DB = DEBIT (NEGATIVE AMOUNT) * = OTHER HUBS ** = ADJUSTED HUBS *** = DOLLARS REPORTED BUT NOT SHOWN IN THESE COLUMNS. SEE COVER LETTER PARA. 4
T-TREASURY, N=NON-TREASURY, S-SUBCONTRACTOR FUNDS & PROCUREMENT CARD HUB PURCHASES, TC-TERM CONTRACT, C-CONSOLIDATED. SEE PAGE 4 OF HUB REPORT FOR FUND TYPE DESCRIPTION.

456-BOARD OF PLUMBING EXAMINERS-Heavy Construction Unadjusted Goal is 11.9%

FUND TYPE	TOTAL EXPENDITURES	TOTAL SPENT WITH NON-HUBS AMOUNT/%	TOTAL SPENT WITH **ADJ. HUBS 5.6% AMOUNT/%	TOTAL SPENT WITH *OTHER HUBS 6.3% AMOUNT/%	ASIAN PACIFIC AMOUNT/%	BLACK AMOUNT/%	HISPANIC AMOUNT/%	NATIVE AMERICAN AMOUNT/%	*OTHER HUB GOAL 5.3% WOMAN AMOUNT/%
T									
N									
S									
-TC									
C									

456-BOARD OF PLUMBING EXAMINERS-Building Construction Unadjusted Goal is 26.1%

FUND TYPE	TOTAL EXPENDITURES	TOTAL SPENT WITH NON-HUBS	TOTAL SPENT WITH **ADJ. HUBS 25.1%	TOTAL SPENT WITH *OTHER HUBS 1.0%	BLACK	HISPANIC	WDMAN	ASIAN PACIFIC	NATIVE AMERICAN
T									
N									
S									
-TC									
C									

456-BOARD OF PLUMBING EXAMINERS-Special Trade Unadjusted Goal is 57.2%

FUND TYPE	TOTAL EXPENDITURES	TOTAL SPENT WITH NON-HUBS	TOTAL SPENT WITH **ADJ. HUBS 47.0%	TOTAL SPENT WITH *OTHER HUBS 10.2%	BLACK	HISPANIC	ASIAN PACIFIC	NATIVE AMERICAN	WDMAN
T									
N									
S									
-TC									
C									

456-BOARD OF PLUMBING EXAMINERS-Professional Services Unadjusted Goal is 20.0%

FUND TYPE	TOTAL EXPENDITURES	TOTAL SPENT WITH NON-HUBS	TOTAL SPENT WITH **ADJ. HUBS 18.1%	TOTAL SPENT WITH *OTHER HUBS 1.9%	BLACK	HISPANIC	WDMAN	ASIAN PACIFIC	NATIVE AMERICAN
T									
N									
S									
-TC									
C									

456-BOARD OF PLUMBING EXAMINERS-Other Services Unadjusted Goal is 33.0%

FUND TYPE	TOTAL EXPENDITURES	TOTAL SPENT WITH NON-HUBS	TOTAL SPENT WITH **ADJ. HUBS 33.0%	ASIAN PACIFIC	BLACK	HISPANIC	NATIVE AMERICAN	WDMAN
T	\$114,529	\$93,377/81.5%	\$21,152/18.4%	\$14,138/12.3%		\$82/.071%		\$6,931/6.05%
N								
S								
-TC	\$15,598	\$15,598/100%						
C	\$98,931	\$77,778/78.6%	\$21,152/21.3%	\$14,138/14.2%		\$82/.083%		\$6,931/7.00%

456-BOARD OF PLUMBING EXAMINERS-Commodity Purchasing Unadjusted Goal is 12.6%

FUND TYPE	TOTAL EXPENDITURES	TOTAL SPENT WITH NON-HUBS	TOTAL SPENT WITH **ADJ. HUBS 11.5%	TOTAL SPENT WITH *OTHER HUBS 1.1%	BLACK	HISPANIC	WDMAN	ASIAN PACIFIC	NATIVE AMERICAN
T	\$172,782	\$147,497/85.3%	\$6,844/3.96%	\$18,451/10.6%	\$186/.108%	\$55/.032%	\$6,601/3.82%	\$18,451/10.6%	
N									
S									
-TC	\$76,404	\$76,309/99.8%	\$55/.073%	\$38/.050%		\$55/.073%		\$38/.050%	
C	\$96,378	\$71,187/73.8%	\$6,788/7.04%	\$18,413/19.1%	\$186/.193%		\$6,601/6.84%	\$18,413/19.1%	

DB = DEBIT (NEGATIVE AMOUNT) * = OTHER HUBS ** = ADJUSTED HUBS *** = DOLLARS REPORTED BUT NOT SHOWN IN THESE COLUMNS. SEE COVER LETTER PARA. 4
T-TREASURY, N-NON-TREASURY, S-SUBCONTRACTOR FUNDS & PROCUREMENT CARD HUB PURCHASES, TC-TERM CONTRACT, C-CONSOLIDATED. SEE PAGE 4 OF HUB REPORT FOR FUND TYPE DESCRIPTION.

457-STATE BOARD OF PUBLIC ACCOUNTANCY-Heavy Construction Unadjusted Goal is 11.9%

FUND TYPE	TOTAL EXPENDITURES	TOTAL SPENT WITH NON-HUBS AMOUNT/%	TOTAL SPENT WITH **ADJ. HUBS 6.6% AMOUNT/%	TOTAL SPENT WITH *OTHER HUBS 5.3% AMOUNT/%	**ADJUSTED HUB GOAL 6.6%			*OTHER HUB GOAL 5.3% WOMAN AMOUNT/%
					ASIAN PACIFIC AMOUNT/%	BLACK AMOUNT/%	HISPANIC AMOUNT/%	
T								
N								
S								
-TC								
C								

457-STATE BOARD OF PUBLIC ACCOUNTANCY-Building Construction Unadjusted Goal is 26.1%

FUND TYPE	TOTAL EXPENDITURES	TOTAL SPENT WITH NON-HUBS	TOTAL SPENT WITH **ADJ. HUBS 25.1% AMOUNT/%	TOTAL SPENT WITH *OTHER HUBS 1.0% AMOUNT/%	**ADJUSTED HUB GOAL 25.1%			*OTHER HUB GOAL 1.0% ASIAN PACIFIC NATIVE AMERICAN
					BLACK	HISPANIC	WOMAN	
T								
N								
S								
-TC								
C								

457-STATE BOARD OF PUBLIC ACCOUNTANCY-Special Trade Unadjusted Goal is 57.2%

FUND TYPE	TOTAL EXPENDITURES	TOTAL SPENT WITH NON-HUBS	TOTAL SPENT WITH **ADJ. HUBS 47.0% AMOUNT/%	TOTAL SPENT WITH *OTHER HUBS 10.2% AMOUNT/%	**ADJUSTED HUB GOAL 47.0%			*OTHER HUB GOAL 10.2% ASIAN PACIFIC NATIVE AMERICAN WOMAN
					BLACK	HISPANIC	WOMAN	
T	\$544	\$544/100 %						
N								
S								
-TC								
C	\$544	\$544/100 %						

457-STATE BOARD OF PUBLIC ACCOUNTANCY-Professional Services Unadjusted Goal is 20.0%

FUND TYPE	TOTAL EXPENDITURES	TOTAL SPENT WITH NON-HUBS	TOTAL SPENT WITH **ADJ. HUBS 18.1% AMOUNT/%	TOTAL SPENT WITH *OTHER HUBS 1.9% AMOUNT/%	**ADJUSTED HUB GOAL 18.1%			*OTHER HUB GOAL 1.9% ASIAN PACIFIC NATIVE AMERICAN
					BLACK	HISPANIC	WOMAN	
T	\$11,838	\$6,338/53.5%	\$5,500/46.4%			\$5,500/46.4%		
N								
S								
-TC								
C	\$11,838	\$6,338/53.5%	\$5,500/46.4%			\$5,500/46.4%		

457-STATE BOARD OF PUBLIC ACCOUNTANCY-Other Services Unadjusted Goal is 33.0%

FUND TYPE	TOTAL EXPENDITURES	TOTAL SPENT WITH NON-HUBS	TOTAL SPENT WITH **ADJ. HUBS 33.0% AMOUNT/%	**ADJUSTED HUB GOAL 33.0%				
				ASIAN PACIFIC	BLACK	HISPANIC	NATIVE AMERICAN	WOMAN
T	\$743,140	\$716,062/96.3%	\$27,077/3.64%	\$4,423/.595%		\$348/.046%		\$22,306/3.00%
N								
S								
-TC	\$13,780	\$13,780/100 %						
C	\$729,359	\$702,282/96.2%	\$27,077/3.71%	\$4,423/.606%		\$348/.047%		\$22,306/3.05%

457-STATE BOARD OF PUBLIC ACCOUNTANCY-Commodity Purchasing Unadjusted Goal is 12.6%

FUND TYPE	TOTAL EXPENDITURES	TOTAL SPENT WITH NON-HUBS	TOTAL SPENT WITH **ADJ. HUBS 11.5% AMOUNT/%	TOTAL SPENT WITH *OTHER HUBS 1.1% AMOUNT/%	**ADJUSTED HUB GOAL 11.5%			*OTHER HUB GOAL 1.1% ASIAN PACIFIC NATIVE AMERICAN
					BLACK	HISPANIC	WOMAN	
T	\$83,856	\$74,863/89.3%	\$5,690/6.78%	\$3,202/3.81%		\$1,124/1.94%	\$4,565/5.44%	\$3,202/3.81%
N								
S								
-TC	\$17,863	\$17,863/100 %						
C	\$65,993	\$57,100/86.5%	\$5,690/8.62%	\$3,202/4.85%		\$1,124/1.70%	\$4,565/6.91%	\$3,202/4.85%

DB = DEBIT (NEGATIVE AMOUNT) * = OTHER HUBS ** = ADJUSTED HUBS *** = DOLLARS REPORTED BUT NOT SHOWN IN THESE COLUMNS. SEE COVER LETTER PARA. 4.
T-TREASURY, N-NON-TREASURY, S-SUBCONTRACTOR FUNDS & PROCUREMENT CARD HUB PURCHASES, TC-TERM CONTRACT, C-CONSOLIDATED. SEE PAGE 4 OF HUB REPORT FOR FUND TYPE DESCRIPTION.

458-ALCOHOLIC BEVERAGE COMMISSION-Heavy Construction Unadjusted Goal is 11.9%

FUND TYPE	TOTAL EXPENDITURES	TOTAL SPENT WITH NON-HUBS AMOUNT/%	TOTAL SPENT WITH **ADJ. HUBS 6.6% AMOUNT/%	TOTAL SPENT WITH *OTHER HUBS 5.3% AMOUNT/%	ASIAN PACIFIC AMOUNT/%	BLACK AMOUNT/%	HISPANIC AMOUNT/%	NATIVE AMERICAN AMOUNT/%	*OTHER HUB GOAL 5.3% WOMAN AMOUNT/%
T									
N									
S									
-TC									
C									

458-ALCOHOLIC BEVERAGE COMMISSION-Building Construction Unadjusted Goal is 25.1%

FUND TYPE	TOTAL EXPENDITURES	TOTAL SPENT WITH NON-HUBS	TOTAL SPENT WITH **ADJ. HUBS 25.1%	TOTAL SPENT WITH *OTHER HUBS 1.0%	BLACK	HISPANIC	WOMAN	*OTHER HUB GOAL 1.0% ASIAN PACIFIC NATIVE AMERICAN
T	\$74,128	\$74,128/100%						
N								
S								
-TC								
C	\$74,128	\$74,128/100%						

458-ALCOHOLIC BEVERAGE COMMISSION-Special Trade Unadjusted Goal is 57.2%

FUND TYPE	TOTAL EXPENDITURES	TOTAL SPENT WITH NON-HUBS	TOTAL SPENT WITH **ADJ. HUBS 47.0%	TOTAL SPENT WITH *OTHER HUBS 10.2%	BLACK	HISPANIC	ASIAN PACIFIC	NATIVE AMERICAN	WOMAN
T	\$25,719	\$18,951/73.6%	\$5,668/22.0%	\$1,100/4.27%		\$5,668/22.0%			\$1,100/4.27%
N									
S									
-TC									
C	\$25,719	\$18,951/73.6%	\$5,668/22.0%	\$1,100/4.27%		\$5,668/22.0%			\$1,100/4.27%

458-ALCOHOLIC BEVERAGE COMMISSION-Professional Services Unadjusted Goal is 20.0%

FUND TYPE	TOTAL EXPENDITURES	TOTAL SPENT WITH NON-HUBS	TOTAL SPENT WITH **ADJ. HUBS 18.1%	TOTAL SPENT WITH *OTHER HUBS 1.9%	BLACK	HISPANIC	WOMAN	*OTHER HUB GOAL 1.9% ASIAN PACIFIC NATIVE AMERICAN
T	\$805	\$805/100%						
N								
S								
-TC								
C	\$805	\$805/100%						

458-ALCOHOLIC BEVERAGE COMMISSION-Other Services Unadjusted Goal is 33.0%

FUND TYPE	TOTAL EXPENDITURES	TOTAL SPENT WITH NON-HUBS	TOTAL SPENT WITH **ADJ. HUBS 33.0%	ASIAN PACIFIC	BLACK	HISPANIC	NATIVE AMERICAN	WOMAN
T	\$823,813	\$650,511/78.8%	\$173,102/21.0%	\$246/.029%	\$968/.117%	\$12,596/1.52%		\$159,281/19.3%
N								
S	***	***	\$1,107/.682%			\$542/.334%		\$565/.348%
-TC	\$29,974	\$27,929/93.1%	\$2,045/6.82%					\$2,045/6.82%
C	\$793,838	\$622,521/78.4%	\$172,164/21.6%	\$246/.031%	\$968/.122%	\$13,139/1.65%		\$157,811/19.8%

458-ALCOHOLIC BEVERAGE COMMISSION-Commodity Purchasing Unadjusted Goal is 12.5%

FUND TYPE	TOTAL EXPENDITURES	TOTAL SPENT WITH NON-HUBS	TOTAL SPENT WITH **ADJ. HUBS 11.5%	TOTAL SPENT WITH *OTHER HUBS 1.1%	BLACK	HISPANIC	WOMAN	*OTHER HUB GOAL 1.1% ASIAN PACIFIC NATIVE AMERICAN
T	\$2,008,365	\$1,693,923/82.8%	\$336,785/16.7%	\$8,656/.431%	\$97,259/4.84%	\$24,775/1.23%	\$213,750/10.6%	\$8,656/.431%
N								
S	***	***	\$10,591/4.08%		\$1,227/.473%	\$8,919/2.66%	\$2,443/.941%	
-TC	\$148,175	\$146,684/98.3%	\$2,480/1.66%		\$1,655/1.10%	\$413/.276%	\$421/.282%	
C	\$1,858,190	\$1,517,239/81.6%	\$343,856/18.4%	\$8,656/.465%	\$96,831/5.20%	\$31,282/1.68%	\$215,772/11.6%	\$8,656/.465%

DB = DEBIT (NEGATIVE AMOUNT) * = OTHER HUBS ** = ADJUSTED HUBS *** = DOLLARS REPORTED BUT NOT SHOWN IN THESE COLUMNS. SEE COVER LETTER PARA. 4
T-TREASURY, N-NON-TREASURY, S-SUBCONTRACTOR FUNDS & PROCUREMENT CARD HUB PURCHASES, TC-TERM CONTRACT, C-CONSOLIDATED. SEE PAGE 4 OF HUB REPORT FOR FUND TYPE DESCRIPTION.

FUND TYPE	TOTAL EXPENDITURES	TOTAL SPENT WITH NON-HUBS AMOUNT/%	459-TX BOARD OF ARCHITECTURAL EXAMINERS-Heavy Construction Unadjusted Goal is 11.9%		**ADJUSTED HUB GOAL 5.6%				*OTHER HUB GOAL 5.3% WOMAN AMOUNT/%
			TOTAL SPENT WITH **ADJ. HUBS 5.6% AMOUNT/%	TOTAL SPENT WITH *OTHER HUBS 5.3% AMOUNT/%	ASIAN PACIFIC AMOUNT/%	BLACK AMOUNT/%	HISPANIC AMOUNT/%	NATIVE AMERICAN AMOUNT/%	

T
N
S
-TC
C

FUND TYPE	TOTAL EXPENDITURES	TOTAL SPENT WITH NON-HUBS	458-TX BOARD OF ARCHITECTURAL EXAMINERS-Building Construction Unadjusted Goal is 26.1%		**ADJUSTED HUB GOAL 25.1%			*OTHER HUB GOAL 1.0%	
			TOTAL SPENT WITH **ADJ. HUBS 25.1%	TOTAL SPENT WITH *OTHER HUBS 1.0%	BLACK	HISPANIC	WOMAN	ASIAN PACIFIC	NATIVE AMERICAN

T
N
S
-TC
C

FUND TYPE	TOTAL EXPENDITURES	TOTAL SPENT WITH NON-HUBS	459-TX BOARD OF ARCHITECTURAL EXAMINERS-Special Trade Unadjusted Goal is 57.2%		**ADJUSTED HUB GOAL 47.0%		*OTHER HUB GOAL 10.2%		
			TOTAL SPENT WITH **ADJ. HUBS 47.0%	TOTAL SPENT WITH *OTHER HUBS 10.2%	BLACK	HISPANIC	ASIAN PACIFIC	NATIVE AMERICAN	WOMAN

T
N
S
-TC
C

FUND TYPE	TOTAL EXPENDITURES	TOTAL SPENT WITH NON-HUBS	459-TX BOARD OF ARCHITECTURAL EXAMINERS-Professional Services Unadjusted Goal is 20.0%		**ADJUSTED HUB GOAL 18.1%			*OTHER HUB GOAL 1.9%	
			TOTAL SPENT WITH **ADJ. HUBS 18.1%	TOTAL SPENT WITH *OTHER HUBS 1.9%	BLACK	HISPANIC	WOMAN	ASIAN PACIFIC	NATIVE AMERICAN

T
N
S
-TC
C

FUND TYPE	TOTAL EXPENDITURES	TOTAL SPENT WITH NON-HUBS	459-TX BOARD OF ARCHITECTURAL EXAMINERS-Other Services Unadjusted Goal is 33.0%		**ADJUSTED HUB GOAL 33.0%				
			TOTAL SPENT WITH **ADJ. HUBS 33.0%	TOTAL SPENT WITH *OTHER HUBS 1.1%	ASIAN PACIFIC	BLACK	HISPANIC	NATIVE AMERICAN	WOMAN
T	\$443,282	\$387,121/89.5%	\$45,161/10.4%	\$3,301/7.44%	\$20,767/4.68%	\$8,964/2.02%			\$13,127/2.96%
-TC	\$4,590	\$1,289/28.0%	\$3,301/71.9%	\$3,301/71.9%					
C	\$438,691	\$385,831/90.2%	\$42,860/9.77%		\$20,767/4.73%	\$8,964/2.04%			\$13,127/2.99%

T
N
S
-TC
C

FUND TYPE	TOTAL EXPENDITURES	TOTAL SPENT WITH NON-HUBS	459-TX BOARD OF ARCHITECTURAL EXAMINERS-Commodity Purchasing Unadjusted Goal is 12.6%		**ADJUSTED HUB GOAL 11.5%			*OTHER HUB GOAL 1.1%	
			TOTAL SPENT WITH **ADJ. HUBS 11.5%	TOTAL SPENT WITH *OTHER HUBS 1.1%	BLACK	HISPANIC	WOMAN	ASIAN PACIFIC	NATIVE AMERICAN
T	\$88,472	\$65,644/94.4%	\$1,094/1.57%	\$120/4.06%	\$119/1.71%	\$975/1.40%		\$2,732/3.93%	
-TC	\$2,948	\$2,828/95.9%	\$120/4.06%	\$120/4.06%					
C	\$86,523	\$62,816/94.4%	\$874/1.46%	\$108	\$975/1.46%	\$2,732/4.10%			

DB = DEBIT (NEGATIVE AMOUNT) * = OTHER HUBS ** = ADJUSTED HUBS *** = DOLLARS REPORTED BUT NOT SHOWN IN THESE COLUMNS. SEE COVER LETTER PARA. 4
T=TREASURY, N=NON-TREASURY, S=SUBCONTRACTOR FUNDS & PROCUREMENT CARD HUB PURCHASES, TC=TERM CONTRACT, C=CONSOLIDATED. SEE PAGE 4 OF HUB REPORT FOR FUND TYPE DESCRIPTION.

460-TEXAS BOARD OF PROFESSIONAL ENGINEER-Heavy Construction Unadjusted Goal is 11.8%

FUND TYPE	TOTAL EXPENDITURES	TOTAL SPENT WITH NON-HUBS AMOUNT/%	TOTAL SPENT WITH **ADJ. HUBS 6.6% AMOUNT/%	TOTAL SPENT WITH *OTHER HUBS 5.2% AMOUNT/%	ASIAN PACIFIC AMOUNT/%	BLACK AMOUNT/%	HISPANIC AMOUNT/%	NATIVE AMERICAN AMOUNT/%	*OTHER HUB GOAL 5.3% WOMAN AMOUNT/%
T									
N									
S									
-TC									
C									

460-TEXAS BOARD OF PROFESSIONAL ENGINEER-Building Construction Unadjusted Goal is 26.1%

FUND TYPE	TOTAL EXPENDITURES	TOTAL SPENT WITH NON-HUBS	TOTAL SPENT WITH **ADJ. HUBS 25.1%	TOTAL SPENT WITH *OTHER HUBS 1.0%	BLACK	HISPANIC	WOMAN	ASIAN PACIFIC	NATIVE AMERICAN
T									
N									
S									
-TC									
C									

460-TEXAS BOARD OF PROFESSIONAL ENGINEER-Special Trade Unadjusted Goal is 67.2%

FUND TYPE	TOTAL EXPENDITURES	TOTAL SPENT WITH NON-HUBS	TOTAL SPENT WITH **ADJ. HUBS 47.0%	TOTAL SPENT WITH *OTHER HUBS 10.2%	BLACK	HISPANIC	ASIAN PACIFIC	NATIVE AMERICAN	WOMAN
T	\$1,860	\$1,860/100%							
N									
S									
-TC									
C	\$1,860	\$1,860/100%							

460-TEXAS BOARD OF PROFESSIONAL ENGINEER-Professional Services Unadjusted Goal is 20.0%

FUND TYPE	TOTAL EXPENDITURES	TOTAL SPENT WITH NON-HUBS	TOTAL SPENT WITH **ADJ. HUBS 18.1%	TOTAL SPENT WITH *OTHER HUBS 1.9%	BLACK	HISPANIC	WOMAN	ASIAN PACIFIC	NATIVE AMERICAN
T	\$14,239	\$14,239/100%							
N									
S									
-TC									
C	\$14,239	\$14,239/100%							

460-TEXAS BOARD OF PROFESSIONAL ENGINEER-Other Services Unadjusted Goal is 33.0%

FUND TYPE	TOTAL EXPENDITURES	TOTAL SPENT WITH NON-HUBS	TOTAL SPENT WITH **ADJ. HUBS 33.0%	TOTAL SPENT WITH *OTHER HUBS 1.1%	ASIAN PACIFIC	BLACK	HISPANIC	NATIVE AMERICAN	WOMAN
T	\$350,176	\$348,377/99.4%	\$1,799/.51%				\$196/.056%		\$1,602/.457%
N									
S									
-TC	\$35,891	\$35,857/99.9%	\$34/.095%						\$34/.095%
C	\$314,284	\$312,519/99.4%	\$1,764/.561%				\$196/.062%		\$1,568/.498%

460-TEXAS BOARD OF PROFESSIONAL ENGINEER-Commodity Purchasing Unadjusted Goal is 12.6%

FUND TYPE	TOTAL EXPENDITURES	TOTAL SPENT WITH NON-HUBS	TOTAL SPENT WITH **ADJ. HUBS 11.5%	TOTAL SPENT WITH *OTHER HUBS 1.1%	BLACK	HISPANIC	WOMAN	ASIAN PACIFIC	NATIVE AMERICAN
T	\$44,823	\$21,142/47.1%	\$14,237/31.7%	\$9,444/21.0%		\$4,403/9.82%	\$8,834/21.9%		\$9,444/21.0%
N									
S									
-TC	\$9,415	\$9,415/100%							
C	\$35,408	\$11,727/33.1%	\$14,237/40.2%	\$9,444/26.6%		\$4,403/12.4%	\$8,834/27.7%		\$9,444/28.6%

DB = DEBIT (NEGATIVE AMOUNT) * = OTHER HUBS ** = ADJUSTED HUBS *** = DOLLARS REPORTED BUT NOT SHOWN IN THESE COLUMNS. SEE COVER LETTER PARA. 4
T=TREASURY, N=NON-TREASURY, S=SUBCONTRACTOR FUNDS & PROCUREMENT CARD HUB PURCHASES, TC=TERM CONTRACT, C=CONSOLIDATED. SEE PAGE 4 OF HUB REPORT FOR FUND TYPE DESCRIPTION.

484-TEXAS BOARD OF LAND SURVEYING-Heavy Construction Unadjusted Goal is 11.8%

FUND TYPE	TOTAL EXPENDITURES	TOTAL SPENT WITH NON-HUBS AMOUNT/%	TOTAL SPENT WITH **ADJ. HUBS 6.6% AMOUNT/%	TOTAL SPENT WITH *OTHER HUBS 5.3% AMOUNT/%	ASIAN PACIFIC AMOUNT/%	BLACK AMOUNT/%	HISPANIC AMOUNT/%	NATIVE AMERICAN AMOUNT/%	*OTHER HUB GOAL 5.3% WOMAN AMOUNT/%
-----------	--------------------	------------------------------------	--	--	------------------------	----------------	-------------------	--------------------------	-------------------------------------

T
N
S
-TC

C

484-TEXAS BOARD OF LAND SURVEYING-Building Construction Unadjusted Goal is 25.1%

FUND TYPE	TOTAL EXPENDITURES	TOTAL SPENT WITH NON-HUBS	TOTAL SPENT WITH **ADJ. HUBS 25.1%	TOTAL SPENT WITH *OTHER HUBS 1.0%	BLACK	HISPANIC	WOMAN	ASIAN PACIFIC	NATIVE AMERICAN	*OTHER HUB GOAL 1.0%
-----------	--------------------	---------------------------	------------------------------------	-----------------------------------	-------	----------	-------	---------------	-----------------	----------------------

T
N
S
-TC

C

484-TEXAS BOARD OF LAND SURVEYING-Special Trade Unadjusted Goal is 57.2%

FUND TYPE	TOTAL EXPENDITURES	TOTAL SPENT WITH NON-HUBS	TOTAL SPENT WITH **ADJ. HUBS 47.0%	TOTAL SPENT WITH *OTHER HUBS 10.2%	BLACK	HISPANIC	ASIAN PACIFIC	NATIVE AMERICAN	WOMAN	*OTHER HUB GOAL 10.2%
-----------	--------------------	---------------------------	------------------------------------	------------------------------------	-------	----------	---------------	-----------------	-------	-----------------------

T
N
S
-TC

C

484-TEXAS BOARD OF LAND SURVEYING-Professional Services Unadjusted Goal is 20.0%

FUND TYPE	TOTAL EXPENDITURES	TOTAL SPENT WITH NON-HUBS	TOTAL SPENT WITH **ADJ. HUBS 18.1%	TOTAL SPENT WITH *OTHER HUBS 1.9%	BLACK	HISPANIC	WOMAN	ASIAN PACIFIC	NATIVE AMERICAN	*OTHER HUB GOAL 1.9%
-----------	--------------------	---------------------------	------------------------------------	-----------------------------------	-------	----------	-------	---------------	-----------------	----------------------

T
N
S
-TC

C

484-TEXAS BOARD OF LAND SURVEYING-Other Services Unadjusted Goal is 33.0%

FUND TYPE	TOTAL EXPENDITURES	TOTAL SPENT WITH NON-HUBS	TOTAL SPENT WITH **ADJ. HUBS 13.0%	ASIAN PACIFIC	BLACK	HISPANIC	NATIVE AMERICAN	WOMAN
-----------	--------------------	---------------------------	------------------------------------	---------------	-------	----------	-----------------	-------

T
N
S
-TC

C

484-TEXAS BOARD OF LAND SURVEYING-Commodity Purchasing Unadjusted Goal is 12.6%

FUND TYPE	TOTAL EXPENDITURES	TOTAL SPENT WITH NON-HUBS	TOTAL SPENT WITH **ADJ. HUBS 11.5%	TOTAL SPENT WITH *OTHER HUBS 1.1%	BLACK	HISPANIC	WOMAN	ASIAN PACIFIC	NATIVE AMERICAN	*OTHER HUB GOAL 1.1%
-----------	--------------------	---------------------------	------------------------------------	-----------------------------------	-------	----------	-------	---------------	-----------------	----------------------

T
N
S
-TC

C

DB = DEBIT (NEGATIVE AMOUNT) * = OTHER HUBS ** = ADJUSTED HUBS *** = DOLLARS REPORTED BUT NOT SHOWN IN THESE COLUMNS. SEE COVER LETTER PARA. 4
T-TREASURY, N=NON-TREASURY, S-SUBCONTRACTOR FUNDS & PROCUREMENT CARD HUB PURCHASES, TC-TERM CONTRACT, C-CONSOLIDATED. SEE PAGE 4 OF HUB REPORT FOR FUND TYPE DESCRIPTION.

FUND TYPE	TOTAL EXPENDITURES	TOTAL SPENT WITH NON-HUBS AMOUNT/%	465-TEXAS DEPT OF COMMERCE (SEE #480)-Heavy Construction Unadjusted Goal is 11.9%		**ADJUSTED HUB GOAL 6.8%				*OTHER HUB GOAL 5.3% WOMAN AMOUNT/%
			TOTAL SPENT WITH **ADJ. HUBS 6.8% AMOUNT/%	TOTAL SPENT WITH *OTHER HUBS 5.3% AMOUNT/%	ASIAN PACIFIC AMOUNT/%	BLACK AMOUNT/%	HISPANIC AMOUNT/%	NATIVE AMERICAN AMOUNT/%	

T
N
S
-TC
C

FUND TYPE	TOTAL EXPENDITURES	TOTAL SPENT WITH NON-HUBS	465-TEXAS DEPT OF COMMERCE (SEE #480)-Building Construction Unadjusted Goal is 26.1%		**ADJUSTED HUB GOAL 25.1%			*OTHER HUB GOAL 1.0%	
			TOTAL SPENT WITH **ADJ. HUBS 25.1%	TOTAL SPENT WITH *OTHER HUBS 1.0%	BLACK	HISPANIC	WOMAN	ASIAN PACIFIC	NATIVE AMERICAN

T
N
S
-TC
C

FUND TYPE	TOTAL EXPENDITURES	TOTAL SPENT WITH NON-HUBS	465-TEXAS DEPT OF COMMERCE (SEE #480)-Special Trade Unadjusted Goal is 57.2%		**ADJUSTED HUB GOAL 47.0%		*OTHER HUB GOAL 10.2%		
			TOTAL SPENT WITH **ADJ. HUBS 47.0%	TOTAL SPENT WITH *OTHER HUBS 10.2%	BLACK	HISPANIC	ASIAN PACIFIC	NATIVE AMERICAN	WOMAN

T
N
S
-TC
C

FUND TYPE	TOTAL EXPENDITURES	TOTAL SPENT WITH NON-HUBS	465-TEXAS DEPT OF COMMERCE (SEE #480)-Professional Services Unadjusted Goal is 20.0%		**ADJUSTED HUB GOAL 18.1%			*OTHER HUB GOAL 1.9%	
			TOTAL SPENT WITH **ADJ. HUBS 18.1%	TOTAL SPENT WITH *OTHER HUBS 1.9%	BLACK	HISPANIC	WOMAN	ASIAN PACIFIC	NATIVE AMERICAN

T
N
S
-TC
C

FUND TYPE	TOTAL EXPENDITURES	TOTAL SPENT WITH NON-HUBS	465-TEXAS DEPT OF COMMERCE (SEE #480)-Other Services Unadjusted Goal is 33.0%		**ADJUSTED HUB GOAL 33.0%				
			TOTAL SPENT WITH **ADJ. HUBS 33.0%	ASIAN PACIFIC	BLACK	HISPANIC	NATIVE AMERICAN	WOMAN	

T
N
S
-TC
C

FUND TYPE	TOTAL EXPENDITURES	TOTAL SPENT WITH NON-HUBS	465-TEXAS DEPT OF COMMERCE (SEE #480)-Commodity Purchasing Unadjusted Goal is 12.6%		**ADJUSTED HUB GOAL 11.5%			*OTHER HUB GOAL 1.1%	
			TOTAL SPENT WITH **ADJ. HUBS 11.5%	TOTAL SPENT WITH *OTHER HUBS 1.1%	BLACK	HISPANIC	WOMAN	ASIAN PACIFIC	NATIVE AMERICAN

T
N
S
-TC
C

DB = DEBIT (NEGATIVE AMOUNT) * = OTHER HUBS ** = ADJUSTED HUBS *** = DOLLARS REPORTED BUT NOT SHOWN IN THESE COLUMNS. SEE COVER LETTER PARA. 4
T=TREASURY, N=NON-TREASURY, S=SUBCONTRACTOR FUNDS & PROCUREMENT CARD HUB PURCHASES, TC=TERM CONTRACT, C=CONSOLIDATED. SEE PAGE 4 OF HUB REPORT FOR FUND TYPE DESCRIPTION.

466-CONSUMER CREDIT COMMISSIONER-Heavy Construction Unadjusted Goal is 11.9%

FUND TYPE	TOTAL EXPENDITURES	TOTAL SPENT WITH NON-HUBS AMOUNT/%	TOTAL SPENT WITH **ADJ. HUBS 8.6% AMOUNT/%	TOTAL SPENT WITH *OTHER HUBS 5.3% AMOUNT/%	ASIAN PACIFIC AMOUNT/%	**ADJUSTED HUB GOAL 8.6% BLACK AMOUNT/%	HISPANIC AMOUNT/%	NATIVE AMERICAN AMOUNT/%	*OTHER HUB GOAL 5.3% WOMAN AMOUNT/%
-----------	--------------------	------------------------------------	--	--	------------------------	---	-------------------	--------------------------	-------------------------------------

T
N
S
-TC

C

466-CONSUMER CREDIT COMMISSIONER-Building Construction Unadjusted Goal is 26.1%

FUND TYPE	TOTAL EXPENDITURES	TOTAL SPENT WITH NON-HUBS	TOTAL SPENT WITH **ADJ. HUBS 25.1%	TOTAL SPENT WITH *OTHER HUBS 1.0%	BLACK	**ADJUSTED HUB GOAL 25.1% HISPANIC	WOMAN	*OTHER HUB GOAL 1.0% ASIAN PACIFIC	NATIVE AMERICAN
-----------	--------------------	---------------------------	------------------------------------	-----------------------------------	-------	------------------------------------	-------	------------------------------------	-----------------

T
N
S
-TC

C

466-CONSUMER CREDIT COMMISSIONER-Special Trade Unadjusted Goal is 57.2%

FUND TYPE	TOTAL EXPENDITURES	TOTAL SPENT WITH NON-HUBS	TOTAL SPENT WITH **ADJ. HUBS 47.0%	TOTAL SPENT WITH *OTHER HUBS 10.2%	BLACK	**ADJUSTED HUB GOAL 47.0% HISPANIC	ASIAN PACIFIC	*OTHER HUB GOAL 10.2% NATIVE AMERICAN	WOMAN
-----------	--------------------	---------------------------	------------------------------------	------------------------------------	-------	------------------------------------	---------------	---------------------------------------	-------

T
N
S
-TC

C

466-CONSUMER CREDIT COMMISSIONER-Professional Services Unadjusted Goal is 20.0%

FUND TYPE	TOTAL EXPENDITURES	TOTAL SPENT WITH NON-HUBS	TOTAL SPENT WITH **ADJ. HUBS 18.1%	TOTAL SPENT WITH *OTHER HUBS 1.9%	BLACK	**ADJUSTED HUB GOAL 18.1% HISPANIC	WOMAN	*OTHER HUB GOAL 1.9% ASIAN PACIFIC	NATIVE AMERICAN
-----------	--------------------	---------------------------	------------------------------------	-----------------------------------	-------	------------------------------------	-------	------------------------------------	-----------------

T
N
S
-TC

C

466-CONSUMER CREDIT COMMISSIONER-Diner Services Unadjusted Goal is 33.0%

FUND TYPE	TOTAL EXPENDITURES	TOTAL SPENT WITH NON-HUBS	TOTAL SPENT WITH **ADJ. HUBS 33.0%	ASIAN PACIFIC	BLACK	**ADJUSTED HUB GOAL 33.0% HISPANIC	NATIVE AMERICAN	WOMAN
-----------	--------------------	---------------------------	------------------------------------	---------------	-------	------------------------------------	-----------------	-------

T
N
S
-TC

C

466-CONSUMER CREDIT COMMISSIONER-Commodity Purchasing Unadjusted Goal is 12.6%

FUND TYPE	TOTAL EXPENDITURES	TOTAL SPENT WITH NON-HUBS	TOTAL SPENT WITH **ADJ. HUBS 11.5%	TOTAL SPENT WITH *OTHER HUBS 1.1%	BLACK	**ADJUSTED HUB GOAL 11.5% HISPANIC	WOMAN	*OTHER HUB GOAL 1.1% ASIAN PACIFIC	NATIVE AMERICAN
-----------	--------------------	---------------------------	------------------------------------	-----------------------------------	-------	------------------------------------	-------	------------------------------------	-----------------

T
N
S
-TC

C

DB = DEBIT (NEGATIVE AMOUNT) * = OTHER HUBS ** = ADJUSTED HUBS *** = DOLLARS REPORTED BUT NOT SHOWN IN THESE COLUMNS. SEE COVER LETTER PARA. 4
T-TREASURY, N-NDH-TREASURY, S-SUBCONTRACTOR FUNDS & PROCUREMENT CARD HUB PURCHASES, TC-TERM CONTRACTY, C-CONSOLIDATED. SEE PAGE 4 OF HUB REPORT FOR FUND TYPE DESCRIPTION.

467-COMMISSION ON PRIVATE SECURITY-Heavy Construction Unadjusted Goal is 11.9%

FUND TYPE	TOTAL EXPENDITURES	TOTAL SPENT WITH NON-HUBS AMOUNT/%	TOTAL SPENT WITH **ADJ. HUBS 6.6% AMOUNT/%	TOTAL SPENT WITH *OTHER HUBS 5.3% AMOUNT/%	ASIAN PACIFIC AMOUNT/%	BLACK AMOUNT/%	HISPANIC AMOUNT/%	NATIVE AMERICAN AMOUNT/%	*OTHER HUB GOAL 5.3% WOMAN AMOUNT/%
-----------	--------------------	------------------------------------	--	--	------------------------	----------------	-------------------	--------------------------	-------------------------------------

T
N
S
-TC
C

467-COMMISSION ON PRIVATE SECURITY-Building Construction Unadjusted Goal is 28.1%

FUND TYPE	TOTAL EXPENDITURES	TOTAL SPENT WITH NON-HUBS	TOTAL SPENT WITH **ADJ. HUBS 25.1%	TOTAL SPENT WITH *OTHER HUBS 1.0%	BLACK	HISPANIC	WOMAN	ASIAN PACIFIC	NATIVE AMERICAN
-----------	--------------------	---------------------------	------------------------------------	-----------------------------------	-------	----------	-------	---------------	-----------------

T
N
S
-TC
C

467-COMMISSION ON PRIVATE SECURITY-Special Trade Unadjusted Goal is 57.2%

FUND TYPE	TOTAL EXPENDITURES	TOTAL SPENT WITH NON-HUBS	TOTAL SPENT WITH **ADJ. HUBS 47.0%	TOTAL SPENT WITH *OTHER HUBS 10.2%	BLACK	HISPANIC	ASIAN PACIFIC	NATIVE AMERICAN	WOMAN
-----------	--------------------	---------------------------	------------------------------------	------------------------------------	-------	----------	---------------	-----------------	-------

T
N
S
-TC
C

467-COMMISSION ON PRIVATE SECURITY-Professional Services Unadjusted Goal is 20.0%

FUND TYPE	TOTAL EXPENDITURES	TOTAL SPENT WITH NON-HUBS	TOTAL SPENT WITH **ADJ. HUBS 18.1%	TOTAL SPENT WITH *OTHER HUBS 1.9%	BLACK	HISPANIC	WOMAN	ASIAN PACIFIC	NATIVE AMERICAN
-----------	--------------------	---------------------------	------------------------------------	-----------------------------------	-------	----------	-------	---------------	-----------------

T
N
S
-TC
C

467-COMMISSION ON PRIVATE SECURITY-Other Services Unadjusted Goal is 33.0%

FUND TYPE	TOTAL EXPENDITURES	TOTAL SPENT WITH NON-HUBS	TOTAL SPENT WITH **ADJ. HUBS 33.0%	ASIAN PACIFIC	BLACK	HISPANIC	NATIVE AMERICAN	WOMAN
-----------	--------------------	---------------------------	------------------------------------	---------------	-------	----------	-----------------	-------

T
N
S
-TC
C

467-COMMISSION ON PRIVATE SECURITY-Commodity Purchasing Unadjusted Goal is 12.6%

FUND TYPE	TOTAL EXPENDITURES	TOTAL SPENT WITH NON-HUBS	TOTAL SPENT WITH **ADJ. HUBS 11.5%	TOTAL SPENT WITH *OTHER HUBS 1.1%	BLACK	HISPANIC	WOMAN	ASIAN PACIFIC	NATIVE AMERICAN
-----------	--------------------	---------------------------	------------------------------------	-----------------------------------	-------	----------	-------	---------------	-----------------

T
N
S
-TC
C

DB = DEBIT (NEGATIVE AMOUNT) * = OTHER HUBS ** = ADJUSTED HUBS *** = DOLLARS REPORTED BUT NOT SHOWN IN THESE COLUMNS. SEE COVER LETTER PARA. 4
T=TREASURY, N=NON-TREASURY, S=SUBCONTRACTOR FUNDS & PROCUREMENT CARD HUB PURCHASES, TC=TERM CONTRACT, C=CONSOLIDATED. SEE PAGE 4 OF HUB REPORT FOR FUND TYPE DESCRIPTION.

469-CREDIT UNION DEPARTMENT-Heavy Construction Unadjusted Goal is 11.9%

FUND TYPE	TOTAL EXPENDITURES	TOTAL SPENT WITH NON-HUBS AMOUNT/%	TOTAL SPENT WITH **ADJ. HUBS 6.6% AMOUNT/%	TOTAL SPENT WITH *OTHER HUBS 5.3% AMOUNT/%	ASIAN PACIFIC AMOUNT/%	**ADJUSTED HUB GOAL 6.6% BLACK AMOUNT/%	HISPANIC AMOUNT/%	NATIVE AMERICAN AMOUNT/%	*OTHER HUB GOAL 5.3% WOMAN AMOUNT/%
-----------	--------------------	------------------------------------	--	--	------------------------	---	-------------------	--------------------------	-------------------------------------

T
N
S
-TC

C

469-CREDIT UNION DEPARTMENT-Building Construction Unadjusted Goal is 26.1%

FUND TYPE	TOTAL EXPENDITURES	TOTAL SPENT WITH NON-HUBS	TOTAL SPENT WITH **ADJ. HUBS 26.1%	TOTAL SPENT WITH *OTHER HUBS 1.0%	BLACK	**ADJUSTED HUB GOAL 25.1% HISPANIC	WOMAN	*OTHER HUB GOAL 1.0% ASIAN PACIFIC	NATIVE AMERICAN
-----------	--------------------	---------------------------	------------------------------------	-----------------------------------	-------	------------------------------------	-------	------------------------------------	-----------------

T
N
S
-TC

C

469-CREDIT UNION DEPARTMENT-Special Trade Unadjusted Goal is 57.2%

FUND TYPE	TOTAL EXPENDITURES	TOTAL SPENT WITH NON-HUBS	TOTAL SPENT WITH **ADJ. HUBS 47.0%	TOTAL SPENT WITH *OTHER HUBS 10.2%	BLACK	**ADJUSTED HUB GOAL 47.0% HISPANIC	ASIAN PACIFIC	NATIVE AMERICAN	WOMAN
-----------	--------------------	---------------------------	------------------------------------	------------------------------------	-------	------------------------------------	---------------	-----------------	-------

T
N
S
-TC

C

469-CREDIT UNION DEPARTMENT-Professional Services Unadjusted Goal is 20.0%

FUND TYPE	TOTAL EXPENDITURES	TOTAL SPENT WITH NON-HUBS	TOTAL SPENT WITH **ADJ. HUBS 18.1%	TOTAL SPENT WITH *OTHER HUBS 1.9%	BLACK	**ADJUSTED HUB GOAL 18.1% HISPANIC	WOMAN	*OTHER HUB GOAL 1.9% ASIAN PACIFIC	NATIVE AMERICAN
-----------	--------------------	---------------------------	------------------------------------	-----------------------------------	-------	------------------------------------	-------	------------------------------------	-----------------

T
N
S
-TC

C

468-CREDIT UNION DEPARTMENT-Other Services Unadjusted Goal is 33.0%

FUND TYPE	TOTAL EXPENDITURES	TOTAL SPENT WITH NON-HUBS	TOTAL SPENT WITH **ADJ. HUBS 33.0%	ASIAN PACIFIC	BLACK	**ADJUSTED HUB GOAL 33.0% HISPANIC	NATIVE AMERICAN	WOMAN
-----------	--------------------	---------------------------	------------------------------------	---------------	-------	------------------------------------	-----------------	-------

T
N
S
-TC

C

469-CREDIT UNION DEPARTMENT-Commodity Purchasing Unadjusted Goal is 12.5%

FUND TYPE	TOTAL EXPENDITURES	TOTAL SPENT WITH NON-HUBS	TOTAL SPENT WITH **ADJ. HUBS 11.5%	TOTAL SPENT WITH *OTHER HUBS 1.1%	BLACK	**ADJUSTED HUB GOAL 11.5% HISPANIC	WOMAN	*OTHER HUB GOAL 1.1% ASIAN PACIFIC	NATIVE AMERICAN
-----------	--------------------	---------------------------	------------------------------------	-----------------------------------	-------	------------------------------------	-------	------------------------------------	-----------------

T
N
S
-TC

C

DB = DEBIT (NEGATIVE AMOUNT) * = OTHER HUBS ** = ADJUSTED HUBS *** = DOLLARS REPORTED BUT NOT SHOWN IN THESE COLUMNS. SEE COVER LETTER PARA. 4
T=TREASURY, N=NON-TREASURY, S=SUBCONTRACTOR FUNDS & PROCUREMENT CARD HUB PURCHASES, TC=TERM CONTRACT, C=CONSOLIDATED. SEE PAGE 4 OF HUB REPORT FOR FUND TYPE DESCRIPTION.

472-TEXAS STRUCTURAL PEST CONTROL BOARD-Heavy Construction Unadjusted Goal is 11.9%

FUND TYPE	TOTAL EXPENDITURES	TOTAL SPENT WITH NON-HUBS AMOUNT/%	TOTAL SPENT WITH **ADJ. HUBS 6.6% AMOUNT/%	TOTAL SPENT WITH *OTHER HUBS 5.3% AMOUNT/%	ASIAN PACIFIC AMOUNT/%	**ADJUSTED HUB GOAL 6.6% BLACK AMOUNT/%	HISPANIC AMOUNT/%	NATIVE AMERICAN AMOUNT/%	*OTHER HUB GOAL 5.3% WOMAN AMOUNT/%
-----------	--------------------	------------------------------------	--	--	------------------------	--	-------------------	--------------------------	--

T
N
S
-TC
C

472-TEXAS STRUCTURAL PEST CONTROL BOARD-Building Construction Unadjusted Goal is 26.1%

FUND TYPE	TOTAL EXPENDITURES	TOTAL SPENT WITH NON-HUBS	TOTAL SPENT WITH **ADJ. HUBS 25.1%	TOTAL SPENT WITH *OTHER HUBS 1.0%	BLACK	**ADJUSTED HUB GOAL 25.1% HISPANIC	WOMAN	*OTHER HUB GOAL 1.0% ASIAN PACIFIC	NATIVE AMERICAN
-----------	--------------------	---------------------------	------------------------------------	-----------------------------------	-------	---------------------------------------	-------	---------------------------------------	-----------------

T
N
S
-TC
C

472-TEXAS STRUCTURAL PEST CONTROL BOARD-Special Trade Unadjusted Goal is 57.2%

FUND TYPE	TOTAL EXPENDITURES	TOTAL SPENT WITH NON-HUBS	TOTAL SPENT WITH **ADJ. HUBS 47.0%	TOTAL SPENT WITH *OTHER HUBS 10.2%	BLACK	**ADJUSTED HUB GOAL 47.0% HISPANIC	ASIAN PACIFIC	NATIVE AMERICAN	WOMAN
-----------	--------------------	---------------------------	------------------------------------	------------------------------------	-------	---------------------------------------	---------------	-----------------	-------

T
N
S
-TC
C

472-TEXAS STRUCTURAL PEST CONTROL BOARD-Professional Services Unadjusted Goal is 20.0%

FUND TYPE	TOTAL EXPENDITURES	TOTAL SPENT WITH NON-HUBS	TOTAL SPENT WITH **ADJ. HUBS 18.1%	TOTAL SPENT WITH *OTHER HUBS 1.9%	BLACK	**ADJUSTED HUB GOAL 18.1% HISPANIC	WOMAN	*OTHER HUB GOAL 1.9% ASIAN PACIFIC	NATIVE AMERICAN
-----------	--------------------	---------------------------	------------------------------------	-----------------------------------	-------	---------------------------------------	-------	---------------------------------------	-----------------

T
N
S
-TC
C

472-TEXAS STRUCTURAL PEST CONTROL BOARD-Other Services Unadjusted Goal is 33.0%

FUND TYPE	TOTAL EXPENDITURES	TOTAL SPENT WITH NON-HUBS	TOTAL SPENT WITH **ADJ. HUBS 33.0%	TOTAL SPENT WITH *OTHER HUBS 1.1%	ASIAN PACIFIC	**ADJUSTED HUB GOAL 33.0% BLACK	HISPANIC	NATIVE AMERICAN	WOMAN
-----------	--------------------	---------------------------	------------------------------------	-----------------------------------	---------------	------------------------------------	----------	-----------------	-------

T
N
S
-TC
C

472-TEXAS STRUCTURAL PEST CONTROL BOARD-Commodity Purchasing Unadjusted Goal is 12.5%

FUND TYPE	TOTAL EXPENDITURES	TOTAL SPENT WITH NON-HUBS	TOTAL SPENT WITH **ADJ. HUBS 11.5%	TOTAL SPENT WITH *OTHER HUBS 1.1%	BLACK	**ADJUSTED HUB GOAL 11.5% HISPANIC	WOMAN	*OTHER HUB GOAL 1.1% ASIAN PACIFIC	NATIVE AMERICAN
-----------	--------------------	---------------------------	------------------------------------	-----------------------------------	-------	---------------------------------------	-------	---------------------------------------	-----------------

T
N
S
-TC
C

DB = DEBIT (NEGATIVE AMOUNT) * = OTHER HUBS ** = ADJUSTED HUBS *** = DOLLARS REPORTED BUT NOT SHOWN IN THESE COLUMNS. SEE COVER LETTER PARA. 4
T=TREASURY, N=NON-TREASURY, S=SUBCONTRACTOR FUNDS & PROCUREMENT CARD HUB PURCHASES, TC=TERM CONTRACT, C=CONSOLIDATED. SEE PAGE 4 OF HUB REPORT FOR FUND TYPE DESCRIPTION.

473-PUBLIC UTILITY COMMISSION OF TEXAS-Heavy Construction Unadjusted Goal is 11.9%

FUND TYPE	TOTAL EXPENDITURES	TOTAL SPENT WITH NON-HUBS AMOUNT/%	TOTAL SPENT WITH **ADJ. HUBS 5.6% AMOUNT/%	TOTAL SPENT WITH *OTHER HUBS 6.3% AMOUNT/%	ASIAN PACIFIC AMOUNT/%	BLACK AMOUNT/%	HISPANIC AMOUNT/%	NATIVE AMERICAN AMOUNT/%	*OTHER HUB GOAL 5.3% WOMAN AMOUNT/%
T									
S									
TC									
C									

T
N
S
TC
C

473-PUBLIC UTILITY COMMISSION OF TEXAS-Building Construction Unadjusted Goal is 25.1%

FUND TYPE	TOTAL EXPENDITURES	TOTAL SPENT WITH NON-HUBS	TOTAL SPENT WITH **ADJ. HUBS 25.1%	TOTAL SPENT WITH *OTHER HUBS 1.0%	BLACK	HISPANIC	WOMAN	ASIAN PACIFIC	NATIVE AMERICAN
T									
S									
TC									
C									

T
N
S
TC
C

473-PUBLIC UTILITY COMMISSION OF TEXAS-Special Trade Unadjusted Goal is 57.2%

FUND TYPE	TOTAL EXPENDITURES	TOTAL SPENT WITH NON-HUBS	TOTAL SPENT WITH **ADJ. HUBS 47.0%	TOTAL SPENT WITH *OTHER HUBS 10.2%	BLACK	HISPANIC	ASIAN PACIFIC	NATIVE AMERICAN	WOMAN
T									
S									
TC									
C									

T
N
S
TC
C

473-PUBLIC UTILITY COMMISSION OF TEXAS-Professional Services Unadjusted Goal is 20.0%

FUND TYPE	TOTAL EXPENDITURES	TOTAL SPENT WITH NON-HUBS	TOTAL SPENT WITH **ADJ. HUBS 19.1%	TOTAL SPENT WITH *OTHER HUBS 1.9%	BLACK	HISPANIC	WOMAN	ASIAN PACIFIC	NATIVE AMERICAN
T	\$29,080	\$29,080/100 %							
S									
TC									
C	\$29,080	\$29,080/100 %							

T
N
S
TC
C

473-PUBLIC UTILITY COMMISSION OF TEXAS-Other Services Unadjusted Goal is 33.0%

FUND TYPE	TOTAL EXPENDITURES	TOTAL SPENT WITH NON-HUBS	TOTAL SPENT WITH **ADJ. HUBS 33.0%	ASIAN PACIFIC	BLACK	HISPANIC	NATIVE AMERICAN	WOMAN
T	\$290,856	\$147,365/50.6%	\$143,491/49.3%	\$3,813/1.31%	\$107,732/37.0%	\$2,780/.956%		\$29,184/10.0%
S								
TC	\$5,505	\$5,505/100 %						
C	\$296,361	\$141,860/49.7%	\$143,491/50.2%	\$3,813/1.33%	\$107,732/37.7%	\$2,780/.974%		\$29,184/10.2%

T
N
S
TC
C

473-PUBLIC UTILITY COMMISSION OF TEXAS-Commodity Purchasing Unadjusted Goal is 12.6%

FUND TYPE	TOTAL EXPENDITURES	TOTAL SPENT WITH NON-HUBS	TOTAL SPENT WITH **ADJ. HUBS 11.5%	TOTAL SPENT WITH *OTHER HUBS 1.1%	BLACK	HISPANIC	WOMAN	ASIAN PACIFIC	NATIVE AMERICAN
T	\$941,592	\$637,776/67.7%	\$247,460/26.2%	\$56,355/5.96%	\$42,067/4.46%	\$310/.033%	\$205,042/21.7%	\$56,355/5.96%	
S									
TC	\$133,127	\$132,581/99.6%	\$545/.410%				\$545/.410%		
C	\$808,464	\$505,193/62.4%	\$248,005/30.5%	\$56,355/6.97%	\$42,067/5.20%	\$310/.038%	\$204,538/25.2%	\$56,355/6.97%	

T
N
S
TC
C

OR = DEBIT (NEGATIVE AMOUNT) * = OTHER HUBS ** = ADJUSTED HUBS *** = DOLLARS REPORTED BUT NOT SHOWN IN THESE COLUMNS. SEE COVER LETTER PARA. 4
T-TREASURY, N-NON-TREASURY, S-SUBCONTRACTOR FUNDS & PROCUREMENT CARD HUB PURCHASES, TC-TERM CONTRACT, C-CONSOLIDATED. SEE PAGE 4 OF HUB REPORT FOR FUND TYPE DESCRIPTION.

474-POLYGRAPH EXAMINERS BOARD-Heavy Construction Unadjusted Goal is 11.9%

FUND TYPE	TOTAL EXPENDITURES	TOTAL SPENT WITH NON-HUBS AMOUNT/%	TOTAL SPENT WITH **ADJ. HUBS 6.6% AMOUNT/%	TOTAL SPENT WITH *OTHER HUBS 5.3% AMOUNT/%	ASIAN PACIFIC AMOUNT/%	BLACK AMOUNT/%	HISPANIC AMOUNT/%	NATIVE AMERICAN AMOUNT/%	*OTHER HUB GOAL 5.3% WOMAN AMOUNT/%
-----------	--------------------	------------------------------------	--	--	------------------------	----------------	-------------------	--------------------------	-------------------------------------

T
N
S
-TC

C

474-POLYGRAPH EXAMINERS BOARD-Building Construction Unadjusted Goal is 26.1%

FUND TYPE	TOTAL EXPENDITURES	TOTAL SPENT WITH NON-HUBS	TOTAL SPENT WITH **ADJ. HUBS 25.1%	TOTAL SPENT WITH *OTHER HUBS 1.0%	BLACK	HISPANIC	WOMAN	ASIAN PACIFIC	NATIVE AMERICAN
-----------	--------------------	---------------------------	------------------------------------	-----------------------------------	-------	----------	-------	---------------	-----------------

T
N
S
-TC

C

474-POLYGRAPH EXAMINERS BOARD-Special Trade Unadjusted Goal is 57.2%

FUND TYPE	TOTAL EXPENDITURES	TOTAL SPENT WITH NON-HUBS	TOTAL SPENT WITH **ADJ. HUBS 47.0%	TOTAL SPENT WITH *OTHER HUBS 10.2%	BLACK	HISPANIC	ASIAN PACIFIC	NATIVE AMERICAN	WOMAN
-----------	--------------------	---------------------------	------------------------------------	------------------------------------	-------	----------	---------------	-----------------	-------

T
N
S
-TC

C

474-POLYGRAPH EXAMINERS BOARD-Professional Services Unadjusted Goal is 20.0%

FUND TYPE	TOTAL EXPENDITURES	TOTAL SPENT WITH NON-HUBS	TOTAL SPENT WITH **ADJ. HUBS 18.1%	TOTAL SPENT WITH *OTHER HUBS 1.9%	BLACK	HISPANIC	WOMAN	ASIAN PACIFIC	NATIVE AMERICAN
-----------	--------------------	---------------------------	------------------------------------	-----------------------------------	-------	----------	-------	---------------	-----------------

T
N
S
-TC

C

474-POLYGRAPH EXAMINERS BOARD-Other Services Unadjusted Goal is 33.0%

FUND TYPE	TOTAL EXPENDITURES	TOTAL SPENT WITH NON-HUBS	TOTAL SPENT WITH **ADJ. HUBS 33.0%	ASIAN PACIFIC	BLACK	HISPANIC	NATIVE AMERICAN	WOMAN
-----------	--------------------	---------------------------	------------------------------------	---------------	-------	----------	-----------------	-------

T
N
S
-TC

C

474-POLYGRAPH EXAMINERS BOARD-Commodity Purchasing Unadjusted Goal is 12.6%

FUND TYPE	TOTAL EXPENDITURES	TOTAL SPENT WITH NON-HUBS	TOTAL SPENT WITH **ADJ. HUBS 11.5%	TOTAL SPENT WITH *OTHER HUBS 1.1%	BLACK	HISPANIC	WOMAN	ASIAN PACIFIC	NATIVE AMERICAN
-----------	--------------------	---------------------------	------------------------------------	-----------------------------------	-------	----------	-------	---------------	-----------------

T
N
S
-TC

C

DS = DEBIT (NEGATIVE AMOUNT) * = OTHER HUBS ** = ADJUSTED HUBS *** = DOLLARS REPORTED BUT NOT SHOWN IN THESE COLUMNS. SEE COVER LETTER PARA. 4
T=TREASURY, N=NON-TREASURY, S=SUBCONTRACTOR FUNDS & PROCUREMENT CARD HUB PURCHASES, TC=TERM CONTRACT, C=CONSOLIDATED. SEE PAGE 4 OF HUB REPORT FOR FUND TYPE DESCRIPTION.

475-OFFICE OF PUBLIC UTILITY COUNSEL-Heavy Construction Unadjusted Goal is 11.9%

FUND TYPE	TOTAL EXPENDITURES	TOTAL SPENT WITH NON-HUBS AMOUNT/%	TOTAL SPENT WITH **ADJ. HUBS 6.6% AMOUNT/%	TOTAL SPENT WITH *OTHER HUBS 5.3% AMOUNT/%	ASIAN PACIFIC AMOUNT/%	BLACK AMOUNT/%	HISPANIC AMOUNT/%	NATIVE AMERICAN AMOUNT/%	*OTHER HUB GOAL 5.3% WOMAN AMOUNT/%
-----------	--------------------	------------------------------------	--	--	------------------------	----------------	-------------------	--------------------------	-------------------------------------

T
N
S
-TC

C

475-OFFICE OF PUBLIC UTILITY COUNSEL-Building Construction Unadjusted Goal is 28.1%

FUND TYPE	TOTAL EXPENDITURES	TOTAL SPENT WITH NON-HUBS	TOTAL SPENT WITH **ADJ. HUBS 25.1%	TOTAL SPENT WITH *OTHER HUBS 1.0%	BLACK	HISPANIC	WOMAN	*OTHER HUB GOAL 1.0% ASIAN PACIFIC NATIVE AMERICAN
-----------	--------------------	---------------------------	------------------------------------	-----------------------------------	-------	----------	-------	--

T
N
S
-TC

C

475-OFFICE OF PUBLIC UTILITY COUNSEL-Special Trade Unadjusted Goal is 57.2%

FUND TYPE	TOTAL EXPENDITURES	TOTAL SPENT WITH NON-HUBS	TOTAL SPENT WITH **ADJ. HUBS 47.0%	TOTAL SPENT WITH *OTHER HUBS 10.2%	BLACK	HISPANIC	ASIAN PACIFIC	NATIVE AMERICAN	WOMAN
-----------	--------------------	---------------------------	------------------------------------	------------------------------------	-------	----------	---------------	-----------------	-------

T
N
S
-TC

C

475-OFFICE OF PUBLIC UTILITY COUNSEL-Professional Services Unadjusted Goal is 20.0%

FUND TYPE	TOTAL EXPENDITURES	TOTAL SPENT WITH NON-HUBS	TOTAL SPENT WITH **ADJ. HUBS 16.1%	TOTAL SPENT WITH *OTHER HUBS 1.9%	BLACK	HISPANIC	WOMAN	*OTHER HUB GOAL 1.9% ASIAN PACIFIC NATIVE AMERICAN
-----------	--------------------	---------------------------	------------------------------------	-----------------------------------	-------	----------	-------	--

T
N
S
-TC

C

475-OFFICE OF PUBLIC UTILITY COUNSEL-Other Services Unadjusted Goal is 33.0%

FUND TYPE	TOTAL EXPENDITURES	TOTAL SPENT WITH NON-HUBS	TOTAL SPENT WITH **ADJ. HUBS 33.0%	ASIAN PACIFIC	BLACK	HISPANIC	NATIVE AMERICAN	WOMAN
-----------	--------------------	---------------------------	------------------------------------	---------------	-------	----------	-----------------	-------

T
N
S
-TC

C

475-OFFICE OF PUBLIC UTILITY COUNSEL-Commodity Purchasing Unadjusted Goal is 12.6%

FUND TYPE	TOTAL EXPENDITURES	TOTAL SPENT WITH NON-HUBS	TOTAL SPENT WITH **ADJ. HUBS 11.5%	TOTAL SPENT WITH *OTHER HUBS 1.1%	BLACK	HISPANIC	WOMAN	*OTHER HUB GOAL 1.1% ASIAN PACIFIC NATIVE AMERICAN
-----------	--------------------	---------------------------	------------------------------------	-----------------------------------	-------	----------	-------	--

T
N
S
-TC

C

DB = DEBIT (NEGATIVE AMOUNT) * = OTHER HUBS ** = ADJUSTED HUBS *** = DOLLARS REPORTED BUT NOT SHOWN IN THESE COLUMNS. SEE COVER LETTER PARA. 4
T-TREASURY, N-NON-TREASURY, S-SUBCONTRACTOR FUNDS & PROCUREMENT CARD HUB PURCHASES, TC-TERM CONTRACT, C-CONSOLIDATED. SEE PAGE 4 OF HUB REPORT FOR FUND TYPE DESCRIPTION.

476-TEXAS RACING COMMISSION-Heavy Construction Unadjusted Goal is 11.9%

FUND TYPE	TOTAL EXPENDITURES	TOTAL SPENT WITH NON-HUBS AMOUNT/%	TOTAL SPENT WITH **ADJ. HUBS 6.6% AMOUNT/%	TOTAL SPENT WITH *OTHER HUBS 5.3% AMOUNT/%	ASIAN PACIFIC AMOUNT/%	**ADJUSTED HUB GOAL 6.6% BLACK AMOUNT/%	HISPANIC AMOUNT/%	NATIVE AMERICAN AMOUNT/%	*OTHER HUB GOAL 5.3% WOMAN AMOUNT/%
-----------	--------------------	------------------------------------	--	--	------------------------	---	-------------------	--------------------------	-------------------------------------

T
N
S
-TC
C

476-TEXAS RACING COMMISSION-Building Construction Unadjusted Goal is 26.1%

FUND TYPE	TOTAL EXPENDITURES	TOTAL SPENT WITH NON-HUBS	TOTAL SPENT WITH **ADJ. HUBS 25.1%	TOTAL SPENT WITH *OTHER HUBS 1.0%	BLACK	**ADJUSTED HUB GOAL 25.1% HISPANIC	WOMAN	*OTHER HUB GOAL 1.0% ASIAN PACIFIC	NATIVE AMERICAN
-----------	--------------------	---------------------------	------------------------------------	-----------------------------------	-------	------------------------------------	-------	------------------------------------	-----------------

T
N
S
-TC
C

476-TEXAS RACING COMMISSION-Special Trade Unadjusted Goal is 57.2%

FUND TYPE	TOTAL EXPENDITURES	TOTAL SPENT WITH NON-HUBS	TOTAL SPENT WITH **ADJ. HUBS 47.0%	TOTAL SPENT WITH *OTHER HUBS 10.2%	BLACK	**ADJUSTED HUB GOAL 47.0% HISPANIC	ASIAN PACIFIC	NATIVE AMERICAN	WOMAN
-----------	--------------------	---------------------------	------------------------------------	------------------------------------	-------	------------------------------------	---------------	-----------------	-------

T
N
S
-TC
C

476-TEXAS RACING COMMISSION-Professional Services Unadjusted Goal is 20.0%

FUND TYPE	TOTAL EXPENDITURES	TOTAL SPENT WITH NON-HUBS	TOTAL SPENT WITH **ADJ. HUBS 18.1%	TOTAL SPENT WITH *OTHER HUBS 1.9%	BLACK	**ADJUSTED HUB GOAL 18.1% HISPANIC	WOMAN	*OTHER HUB GOAL 1.9% ASIAN PACIFIC	NATIVE AMERICAN
-----------	--------------------	---------------------------	------------------------------------	-----------------------------------	-------	------------------------------------	-------	------------------------------------	-----------------

T
N
S
-TC
C

476-TEXAS RACING COMMISSION-Other Services Unadjusted Goal is 33.0%

FUND TYPE	TOTAL EXPENDITURES	TOTAL SPENT WITH NON-HUBS	TOTAL SPENT WITH **ADJ. HUBS 33.0%	ASIAN PACIFIC	BLACK	**ADJUSTED HUB GOAL 33.0% HISPANIC	NATIVE AMERICAN	WOMAN
-----------	--------------------	---------------------------	------------------------------------	---------------	-------	------------------------------------	-----------------	-------

T
N
S
-TC
C

476-TEXAS RACING COMMISSION-Commodity Purchasing Unadjusted Goal is 12.6%

FUND TYPE	TOTAL EXPENDITURES	TOTAL SPENT WITH NON-HUBS	TOTAL SPENT WITH **ADJ. HUBS 11.5%	TOTAL SPENT WITH *OTHER HUBS 1.1%	BLACK	**ADJUSTED HUB GOAL 11.5% HISPANIC	WOMAN	*OTHER HUB GOAL 1.1% ASIAN PACIFIC	NATIVE AMERICAN
-----------	--------------------	---------------------------	------------------------------------	-----------------------------------	-------	------------------------------------	-------	------------------------------------	-----------------

T
N
S
-TC
C

DB = DEBIT (NEGATIVE AMOUNT) * = OTHER HUBS ** = ADJUSTED HUBS *** = DOLLARS REPORTED BUT NOT SHOWN IN THESE COLUMNS. SEE COVER LETTER PARA. 4
T=TREASURY, N=NON-TREASURY, S=SUBCONTRACTOR FUNDS & PROCUREMENT CARD HUB PURCHASES, TC=TERM CONTRACT, C=CONSOLIDATED. SEE PAGE 4 OF HUB REPORT FOR FUND TYPE DESCRIPTION.

477-ADV.COMM./ST.EMERG.COMMUNICATION-Heavy Construction Unadjusted Goal is 11.9%

FUND TYPE	TOTAL EXPENDITURES	TOTAL SPENT WITH NON-HUBS AMOUNT/%	TOTAL SPENT WITH **ADJ. HUBS 6.8% AMOUNT/%	TOTAL SPENT WITH *OTHER HUBS 5.3% AMOUNT/%	ASIAN PACIFIC AMOUNT/%	**ADJUSTED HUB GOAL 6.8% BLACK AMOUNT/%	HISPANIC AMOUNT/%	NATIVE AMERICAN AMOUNT/%	*OTHER HUB GOAL 5.3% WOMAN AMOUNT/%
-----------	--------------------	------------------------------------	--	--	------------------------	--	-------------------	--------------------------	--

T
N
S
-TC

C

477-ADV.COMM./ST.EMERG.COMMUNICATION-Building Construction Unadjusted Goal is 26.1%

FUND TYPE	TOTAL EXPENDITURES	TOTAL SPENT WITH NON-HUBS	TOTAL SPENT WITH **ADJ. HUBS 26.1%	TOTAL SPENT WITH *OTHER HUBS 1.0%	BLACK	HISPANIC	WOMAN	*OTHER HUB GOAL 1.0% ASIAN PACIFIC NATIVE AMERICAN
-----------	--------------------	---------------------------	------------------------------------	-----------------------------------	-------	----------	-------	---

T
N
S
-TC

C

477-ADV.COMM./ST.EMERG.COMMUNICATION-Special Trade Unadjusted Goal is 57.2%

FUND TYPE	TOTAL EXPENDITURES	TOTAL SPENT WITH NON-HUBS	TOTAL SPENT WITH **ADJ. HUBS 47.0%	TOTAL SPENT WITH *OTHER HUBS 10.2%	BLACK	HISPANIC	ASIAN PACIFIC	NATIVE AMERICAN	WOMAN
-----------	--------------------	---------------------------	------------------------------------	------------------------------------	-------	----------	---------------	-----------------	-------

T
N
S
-TC

C

477-ADV.COMM./ST.EMERG.COMMUNICATION-Professional Services Unadjusted Goal is 20.0%

FUND TYPE	TOTAL EXPENDITURES	TOTAL SPENT WITH NON-HUBS	TOTAL SPENT WITH **ADJ. HUBS 18.1%	TOTAL SPENT WITH *OTHER HUBS 1.9%	BLACK	HISPANIC	WOMAN	*OTHER HUB GOAL 1.9% ASIAN PACIFIC NATIVE AMERICAN
-----------	--------------------	---------------------------	------------------------------------	-----------------------------------	-------	----------	-------	---

T
N
S
-TC

C

477-ADV.COMM./ST.EMERG.COMMUNICATION-Other Services Unadjusted Goal is 33.0%

FUND TYPE	TOTAL EXPENDITURES	TOTAL SPENT WITH NON-HUBS	TOTAL SPENT WITH **ADJ. HUBS 33.0%	ASIAN PACIFIC	BLACK	HISPANIC	NATIVE AMERICAN	WOMAN
-----------	--------------------	---------------------------	------------------------------------	---------------	-------	----------	-----------------	-------

T
N
S
-TC

C

477-ADV.COMM./ST.EMERG.COMMUNICATION-Commodity Purchasing Unadjusted Goal is 12.6%

FUND TYPE	TOTAL EXPENDITURES	TOTAL SPENT WITH NON-HUBS	TOTAL SPENT WITH **ADJ. HUBS 11.5%	TOTAL SPENT WITH *OTHER HUBS 1.1%	BLACK	HISPANIC	WOMAN	*OTHER HUB GOAL 1.1% ASIAN PACIFIC NATIVE AMERICAN
-----------	--------------------	---------------------------	------------------------------------	-----------------------------------	-------	----------	-------	---

T
N
S
-TC

C

DB = DEBIT (NEGATIVE AMOUNT) * = OTHER HUBS ** = ADJUSTED HUBS *** = DOLLARS REPORTED BUT NOT SHOWN IN THESE COLUMNS. SEE COVER LETTER PARA. 4
T=TREASURY, N=NON-TREASURY, S=SUBCONTRACTOR FUNDS & PROCUREMENT CARD HUB PURCHASES, TC=TERM CONTRACT, C=CONSOLIDATED. SEE PAGE 4 OF HUB REPORT FOR FUND TYPE DESCRIPTION.

478-RESEARCH & OVERSIGHT WORKERS' COUNCIL-Heavy Construction Unadjusted Goal is 11.9%

FUND TYPE	TOTAL EXPENDITURES	TOTAL SPENT WITH NON-HUBS AMOUNT/%	TOTAL SPENT WITH **ADJ. HUBS 6.6% AMOUNT/%	TOTAL SPENT WITH *OTHER HUBS 5.3% AMOUNT/%	ASIAN PACIFIC AMOUNT/%	**ADJUSTED HUB GOAL 6.6% BLACK AMOUNT/%	HISPANIC AMOUNT/%	NATIVE AMERICAN AMOUNT/%	*OTHER HUB GOAL 5.3% WOMAN AMOUNT/%
-----------	--------------------	------------------------------------	--	--	------------------------	---	-------------------	--------------------------	-------------------------------------

T
N
S
-TC
C

478-RESEARCH & OVERSIGHT WORKERS' COUNCIL-Building Construction Unadjusted Goal is 26.1%

FUND TYPE	TOTAL EXPENDITURES	TOTAL SPENT WITH NON-HUBS	TOTAL SPENT WITH **ADJ. HUBS 25.1% AMOUNT/%	TOTAL SPENT WITH *OTHER HUBS 1.0% AMOUNT/%	BLACK	**ADJUSTED HUB GOAL 25.1% HISPANIC	WOMAN	*OTHER HUB GOAL 1.0% ASIAN PACIFIC	NATIVE AMERICAN
-----------	--------------------	---------------------------	---	--	-------	------------------------------------	-------	------------------------------------	-----------------

T
N
S
-TC
C

478-RESEARCH & OVERSIGHT WORKERS' COUNCIL-Special Trade Unadjusted Goal is 57.2%

FUND TYPE	TOTAL EXPENDITURES	TOTAL SPENT WITH NON-HUBS	TOTAL SPENT WITH **ADJ. HUBS 47.0% AMOUNT/%	TOTAL SPENT WITH *OTHER HUBS 10.2% AMOUNT/%	BLACK	**ADJUSTED HUB GOAL 47.0% HISPANIC	ASIAN PACIFIC	*OTHER HUB GOAL 10.2% NATIVE AMERICAN	WOMAN
-----------	--------------------	---------------------------	---	---	-------	------------------------------------	---------------	---------------------------------------	-------

T
N
S
-TC
C

478-RESEARCH & OVERSIGHT WORKERS' COUNCIL-Professional Services Unadjusted Goal is 20.0%

FUND TYPE	TOTAL EXPENDITURES	TOTAL SPENT WITH NON-HUBS	TOTAL SPENT WITH **ADJ. HUBS 18.1% AMOUNT/%	TOTAL SPENT WITH *OTHER HUBS 1.9% AMOUNT/%	BLACK	**ADJUSTED HUB GOAL 18.1% HISPANIC	WOMAN	*OTHER HUB GOAL 1.9% ASIAN PACIFIC	NATIVE AMERICAN
-----------	--------------------	---------------------------	---	--	-------	------------------------------------	-------	------------------------------------	-----------------

T
N
S
-TC
C

478-RESEARCH & OVERSIGHT WORKERS' COUNCIL-Other Services Unadjusted Goal is 33.0%

FUND TYPE	TOTAL EXPENDITURES	TOTAL SPENT WITH NON-HUBS	TOTAL SPENT WITH **ADJ. HUBS 33.0% AMOUNT/%	TOTAL SPENT WITH *OTHER HUBS 1.1% AMOUNT/%	ASIAN PACIFIC	**ADJUSTED HUB GOAL 33.0% BLACK	HISPANIC	NATIVE AMERICAN	WOMAN
-----------	--------------------	---------------------------	---	--	---------------	---------------------------------	----------	-----------------	-------

T
N
S
-TC
C

478-RESEARCH & OVERSIGHT WORKERS' COUNCIL-Commodity Purchasing Unadjusted Goal is 12.6%

FUND TYPE	TOTAL EXPENDITURES	TOTAL SPENT WITH NON-HUBS	TOTAL SPENT WITH **ADJ. HUBS 11.5% AMOUNT/%	TOTAL SPENT WITH *OTHER HUBS 1.1% AMOUNT/%	BLACK	**ADJUSTED HUB GOAL 11.5% HISPANIC	WOMAN	*OTHER HUB GOAL 1.1% ASIAN PACIFIC	NATIVE AMERICAN
-----------	--------------------	---------------------------	---	--	-------	------------------------------------	-------	------------------------------------	-----------------

T
N
S
-TC
C

DB = DEBIT (NEGATIVE AMOUNT) * = OTHER HUBS ** = ADJUSTED HUBS *** = DOLLARS REPORTED BUT NOT SHOWN IN THESE COLUMNS. SEE COVER LETTER PARA. 4
T=TREASURY, N=NON-TREASURY, S=SUBCONTRACTOR FUNDS & PROCUREMENT CARD HUB PURCHASES, TC=TERM CONTRACT, C=CONSOLIDATED; SEE PAGE 4 OF HUB REPORT FOR FUND TYPE DESCRIPTION.

479-STATE OFFICE OF RISK MANAGEMENT-Heavy Construction Unadjusted Goal is 11.9%

FUND TYPE	TOTAL EXPENDITURES	TOTAL SPENT WITH NON-HUBS AMOUNT/%	TOTAL SPENT WITH **ADJ. HUBS 5.6% AMOUNT/%	TOTAL SPENT WITH *OTHER HUBS 5.3% AMOUNT/%	ASIAN PACIFIC AMOUNT/%	**ADJUSTED HUB GOAL 5.6% BLACK AMOUNT/%	HISPANIC AMOUNT/%	NATIVE AMERICAN AMOUNT/%	*OTHER HUB GOAL 5.3% WOMAN AMOUNT/%
T									
N									
S									
-TC									
C									

479-STATE OFFICE OF RISK MANAGEMENT-Building Construction Unadjusted Goal is 26.1%

FUND TYPE	TOTAL EXPENDITURES	TOTAL SPENT WITH NON-HUBS	TOTAL SPENT WITH **ADJ. HUBS 25.1%	TOTAL SPENT WITH *OTHER HUBS 1.0%	BLACK	HISPANIC	WOMAN	*OTHER HUB GOAL 1.0% ASIAN PACIFIC NATIVE AMERICAN
T								
N								
S								
-TC								
C								

479-STATE OFFICE OF RISK MANAGEMENT-Special Trade Unadjusted Goal is 57.2%

FUND TYPE	TOTAL EXPENDITURES	TOTAL SPENT WITH NON-HUBS	TOTAL SPENT WITH **ADJ. HUBS 47.0%	TOTAL SPENT WITH *OTHER HUBS 10.2%	BLACK	HISPANIC	ASIAN PACIFIC	NATIVE AMERICAN	WOMAN
T									
N									
S									
-TC									
C									

479-STATE OFFICE OF RISK MANAGEMENT-Professional Services Unadjusted Goal is 20.0%

FUND TYPE	TOTAL EXPENDITURES	TOTAL SPENT WITH NON-HUBS	TOTAL SPENT WITH **ADJ. HUBS 18.1%	TOTAL SPENT WITH *OTHER HUBS 1.9%	BLACK	HISPANIC	WOMAN	*OTHER HUB GOAL 1.9% ASIAN PACIFIC NATIVE AMERICAN
T	\$14,200	\$14,200/100 %						
N								
S								
-TC								
C	\$14,200	\$14,200/100 %						

479-STATE OFFICE OF RISK MANAGEMENT-Other Services Unadjusted Goal is 33.0%

FUND TYPE	TOTAL EXPENDITURES	TOTAL SPENT WITH NON-HUBS	TOTAL SPENT WITH **ADJ. HUBS 33.0%	TOTAL SPENT WITH *OTHER HUBS 1.8%	ASIAN PACIFIC	BLACK	HISPANIC	NATIVE AMERICAN	WOMAN
T	\$1,602,110	\$1,601,548/99.9%	\$561/.035%			\$284/.017%	\$71/.004%		\$206/.012%
N									
S									
-TC	\$8,901	\$8,901/100 %							
C	\$1,593,208	\$1,592,647/99.9%	\$561/.035%			\$284/.017%	\$71/.004%		\$206/.012%

479-STATE OFFICE OF RISK MANAGEMENT-Commodity Purchasing Unadjusted Goal is 12.6%

FUND TYPE	TOTAL EXPENDITURES	TOTAL SPENT WITH NON-HUBS	TOTAL SPENT WITH **ADJ. HUBS 11.5%	TOTAL SPENT WITH *OTHER HUBS 1.1%	BLACK	HISPANIC	WOMAN	*OTHER HUB GOAL 1.1% ASIAN PACIFIC NATIVE AMERICAN
T	\$183,547	\$113,068/61.6%	\$37,547/20.4%	\$32,929/17.9%	\$2,027/1.10%	\$9,837/5.35%	\$25,763/14.0%	\$32,929/17.9%
N								
S								
-TC	\$78,495	\$66,861/85.1%	\$9,820/12.6%	\$1,813/2.31%			\$9,820/12.5%	\$1,813/2.31%
C	\$105,151	\$46,208/43.9%	\$27,827/26.4%	\$31,116/29.5%	\$2,027/1.92%	\$9,837/9.35%	\$15,863/15.1%	\$31,116/29.5%

DB = DEBIT (NEGATIVE AMOUNT) * = OTHER HUBS ** = ADJUSTED HUBS *** = DOLLARS REPORTED BUT NOT SHOWN IN THESE COLUMNS. SEE COVER LETTER PARA. 4
T=TREASURY, N=NON-TREASURY, S=SUBCONTRACTOR FUNDS & PROCUREMENT CARD HUB PURCHASES, TC=TERM CONTRACT, C=CONSOLIDATED. SEE PAGE 4 OF HUB REPORT FOR FUND TYPE DESCRIPTION.

480-TEXAS DEPT. OF ECONOMIC DEVELOPMENT-Heavy Construction Unadjusted Goal is 11.9%

FUND TYPE	TOTAL EXPENDITURES	TOTAL SPENT WITH NON-HUBS AMOUNT/%	TOTAL SPENT WITH **ADJ. HUBS 5.6% AMOUNT/%	TOTAL SPENT WITH *OTHER HUBS 5.3% AMOUNT/%	ASIAN PACIFIC AMOUNT/%	**ADJUSTED HUB GOAL 6.6% BLACK AMOUNT/%	HISPANIC AMOUNT/%	NATIVE AMERICAN AMOUNT/%	*OTHER HUB GOAL 5.3% WOMAN AMOUNT/%
-----------	--------------------	------------------------------------	--	--	------------------------	--	-------------------	--------------------------	--

T
N
S
-TC
C

480-TEXAS DEPT. OF ECONOMIC DEVELOPMENT-Building Construction Unadjusted Goal is 26.1%

FUND TYPE	TOTAL EXPENDITURES	TOTAL SPENT WITH NON-HUBS	TOTAL SPENT WITH **ADJ. HUBS 25.1%	TOTAL SPENT WITH *OTHER HUBS 1.0%	BLACK	**ADJUSTED HUB GOAL 26.1% HISPANIC	WOMAN	*OTHER HUB GOAL 1.0% ASIAN PACIFIC	NATIVE AMERICAN
-----------	--------------------	---------------------------	------------------------------------	-----------------------------------	-------	---------------------------------------	-------	---------------------------------------	-----------------

T
N
S
-TC
C

480-TEXAS DEPT. OF ECONOMIC DEVELOPMENT-Special Trade Unadjusted Goal is 57.2%

FUND TYPE	TOTAL EXPENDITURES	TOTAL SPENT WITH NON-HUBS	TOTAL SPENT WITH **ADJ. HUBS 47.0%	TOTAL SPENT WITH *OTHER HUBS 10.2%	BLACK	**ADJUSTED HUB GOAL 47.0% HISPANIC	ASIAN PACIFIC	NATIVE AMERICAN	WOMAN
-----------	--------------------	---------------------------	------------------------------------	------------------------------------	-------	---------------------------------------	---------------	-----------------	-------

T
N
S
-TC
C

480-TEXAS DEPT. OF ECONOMIC DEVELOPMENT-Professional Services Unadjusted Goal is 20.0%

FUND TYPE	TOTAL EXPENDITURES	TOTAL SPENT WITH NON-HUBS	TOTAL SPENT WITH **ADJ. HUBS 18.1%	TOTAL SPENT WITH *OTHER HUBS 1.9%	BLACK	**ADJUSTED HUB GOAL 18.1% HISPANIC	WOMAN	*OTHER HUB GOAL 1.9% ASIAN PACIFIC	NATIVE AMERICAN
-----------	--------------------	---------------------------	------------------------------------	-----------------------------------	-------	---------------------------------------	-------	---------------------------------------	-----------------

T
N
S
-TC
C

480-TEXAS DEPT. OF ECONOMIC DEVELOPMENT-Other Services Unadjusted Goal is 33.0%

FUND TYPE	TOTAL EXPENDITURES	TOTAL SPENT WITH NON-HUBS	TOTAL SPENT WITH **ADJ. HUBS 33.0%	ASIAN PACIFIC	BLACK	**ADJUSTED HUB GOAL 33.0% HISPANIC	NATIVE AMERICAN	WOMAN
T	\$16,346,269	\$16,247,136/99.3%	\$89,132/.606%	\$92,108/.563%		\$3,070/.018%		\$3,953/.024%
N								
S	***	***	\$1,957,583/13.7%		\$1,141,783/8.03%	\$72,320/.508%		\$743,479/5.22%
-TC	\$106,998	\$105,963/99.0%	\$1,032/.965%					\$1,033/.965%
C	\$16,239,272	\$16,141,173/89.3%	\$2,055,683/12.6%	\$92,108/.567%	\$1,141,783/7.03%	\$75,381/.464%		\$746,389/4.56%

T
N
S
-TC
C

480-TEXAS DEPT. OF ECONOMIC DEVELOPMENT-Commodity Purchasing Unadjusted Goal is 12.6%

FUND TYPE	TOTAL EXPENDITURES	TOTAL SPENT WITH NON-HUBS	TOTAL SPENT WITH **ADJ. HUBS 11.5%	TOTAL SPENT WITH *OTHER HUBS 1.1%	BLACK	**ADJUSTED HUB GOAL 11.5% HISPANIC	WOMAN	*OTHER HUB GOAL 1.1% ASIAN PACIFIC	NATIVE AMERICAN
T	\$698,680	\$384,110/42.7%	\$401,160/44.6%	\$113,369/12.6%	\$40,519/4.50%	\$112,813/12.6%	\$247,848/27.5%	\$98,837/10.9%	\$14,531/1.61%
N									
S									
-TC	\$103,140	\$102,482/99.3%	\$657/.637%		\$318/.309%		\$338/.328%		
C	\$795,520	\$281,627/35.4%	\$400,523/50.3%	\$113,369/14.2%	\$40,200/5.05%	\$112,813/14.1%	\$247,509/31.1%	\$98,837/12.4%	\$14,531/1.82%

DB = DEBIT (NEGATIVE AMOUNT) * = OTHER HUBS ** = ADJUSTED HUBS *** = DOLLARS REPORTED BUT NOT SHOWN IN THESE COLUMNS. SEE COVER LETTER PARA. 4
T-TREASURY, N-NON-TREASURY, S-SUBCONTRACTOR FUNDS & PROCUREMENT CARD HUB PURCHASES, TC-TERM CONTRACT, C-CONSOLIDATED. SEE PAGE 4 OF HUB REPORT FOR FUND TYPE DESCRIPTION.

501-TEXAS DEPARTMENT OF HEALTH-Heavy Construction Unadjusted Goal is 11.9%

FUND TYPE	TOTAL EXPENDITURES	TOTAL SPENT WITH NON-HUBS AMOUNT/%	TOTAL SPENT WITH **ADJ. HUBS 5.5% AMOUNT/%	TOTAL SPENT WITH *OTHER HUBS 5.3% AMOUNT/%	ASIAN PACIFIC AMOUNT/%	BLACK AMOUNT/%	HISPANIC AMOUNT/%	NATIVE AMERICAN AMOUNT/%	*OTHER HUB GOAL 5.3% WOMAN AMOUNT/%
T									
N									
S									
TC									
C									

501-TEXAS DEPARTMENT OF HEALTH-Building Construction Unadjusted Goal is 28.1%

FUND TYPE	TOTAL EXPENDITURES	TOTAL SPENT WITH NON-HUBS	TOTAL SPENT WITH **ADJ. HUBS 25.1%	TOTAL SPENT WITH *OTHER HUBS 1.0%	BLACK	HISPANIC	WDMAN	*OTHER HUB GOAL 1.0% ASIAN PACIFIC NATIVE AMERICAN
T								
N								
S								
TC								
C								

501-TEXAS DEPARTMENT OF HEALTH-Special Trade Unadjusted Goal is 57.2%

FUND TYPE	TOTAL EXPENDITURES	TOTAL SPENT WITH NON-HUBS	TOTAL SPENT WITH **ADJ. HUBS 47.0%	TOTAL SPENT WITH *OTHER HUBS 10.2%	BLACK	HISPANIC	ASIAN PACIFIC	NATIVE AMERICAN	WDMAN	*OTHER HUB GOAL 10.2%
T	\$964,776	\$766,818/79.4%	\$20,812/2.15%	\$177,145/18.3%		\$20,812/2.15%	\$35,044/3.63%			\$142,100/14.7%
N										
S										
TC	\$14,540	\$14,540/100%								
C	\$950,235	\$752,277/79.1%	\$20,812/2.19%	\$177,145/18.6%		\$20,812/2.19%	\$35,044/3.68%			\$142,100/14.8%

501-TEXAS DEPARTMENT OF HEALTH-Professional Services Unadjusted Goal is 20.0%

FUND TYPE	TOTAL EXPENDITURES	TOTAL SPENT WITH NON-HUBS	TOTAL SPENT WITH **ADJ. HUBS 18.1%	TOTAL SPENT WITH *OTHER HUBS 1.9%	BLACK	HISPANIC	WDMAN	*OTHER HUB GOAL 1.9% ASIAN PACIFIC NATIVE AMERICAN
T	\$479,728	\$478,478/99.7%	\$1,250/.280%				\$1,250/.260%	
N								
S								
TC								
C	\$479,728	\$478,478/99.7%	\$1,250/.280%				\$1,250/.260%	

501-TEXAS DEPARTMENT OF HEALTH-Other Services Unadjusted Goal is 33.0%

FUND TYPE	TOTAL EXPENDITURES	TOTAL SPENT WITH NON-HUBS	TOTAL SPENT WITH **ADJ. HUBS 33.0%	TOTAL SPENT WITH *OTHER HUBS 1.1%	ASIAN PACIFIC	BLACK	HISPANIC	NATIVE AMERICAN	WDMAN	*OTHER HUB GOAL 1.1%
T	\$182,380,432	\$175,485,294/96.7%	\$5,895,137/3.23%		\$480,560/.263%	\$175,782/.096%	\$283,255/.160%	\$37,813/.020%	\$4,907,726/2.69%	
N										
S	***	***	\$22,601,288/14.2%		\$840,018/.530%	\$4,027,758/2.54%	\$7,316,638/4.61%	\$8,944/.005%	\$10,407,890/6.56%	\$12,310/1.51%
TC	\$811,020	\$798,710/98.4%	\$12,310/1.51%							
C	\$181,569,412	\$175,686,584/96.7%	\$28,484,116/15.6%		\$1,320,577/.727%	\$4,203,580/2.31%	\$7,609,894/4.19%	\$46,758/.025%	\$15,203,306/8.42%	

501-TEXAS DEPARTMENT OF HEALTH-Commodity Purchasing Unadjusted Goal is 12.6%

FUND TYPE	TOTAL EXPENDITURES	TOTAL SPENT WITH NON-HUBS	TOTAL SPENT WITH **ADJ. HUBS 11.5%	TOTAL SPENT WITH *OTHER HUBS 1.1%	BLACK	HISPANIC	WDMAN	*OTHER HUB GOAL 1.1% ASIAN PACIFIC NATIVE AMERICAN	
T	\$87,808,414	\$76,416,112/86.9%	\$6,641,036/7.55%	\$4,651,254/5.51%	\$2,320,605/2.63%	\$440,154/.500%	\$3,880,278/4.41%	\$4,848,216/6.51%	\$3,048/.003%
N									
S	***	***	\$954,815/27.3%	\$151,075/4.33%	\$263,012/7.25%	\$93,496/2.68%	\$608,305/17.4%	\$147,203/4.22%	\$3,872/.111%
TC	\$10,745,042	\$10,617,672/98.8%	\$84,209/.876%	\$33,180/.308%	\$1,277/.011%	\$10,704/.099%	\$82,227/.765%	\$31,296/.291%	\$1,864/.017%
C	\$77,163,371	\$65,798,439/85.2%	\$7,601,644/9.72%	\$4,988,179/6.43%	\$2,572,340/3.33%	\$522,948/.677%	\$4,406,356/5.71%	\$4,964,122/6.43%	\$5,056/.066%

DB = DEBIT (NEGATIVE AMOUNT) * = OTHER HUBS ** = ADJUSTED HUBS *** = DOLLARS REPORTED BUT NOT SHOWN IN THESE COLUMNS. SEE COVER LETTER PARA. 4
T-TREASURY, N-NDN-TREASURY, S-SUBCONTRACTOR FUNDS & PROCUREMENT CARD HUB PURCHASES, TC-TERM CONTRACT, C-CONSOLIDATED. SEE PAGE 4 OF HUB REPORT FOR FUND TYPE DESCRIPTION.

502-BOARD OF BARBER EXAMINERS-Heavy Construction Unadjusted Goal is 11.9%

FUND TYPE	TOTAL EXPENDITURES	TOTAL SPENT WITH NON-HUBS AMOUNT/%	TOTAL SPENT WITH **ADJ. HUBS 5.6% AMOUNT/%	TOTAL SPENT WITH *OTHER HUBS 5.3% AMOUNT/%	ASIAN PACIFIC AMOUNT/%	BLACK AMOUNT/%	HISPANIC AMOUNT/%	NATIVE AMERICAN AMOUNT/%	*OTHER HUB GOAL 5.3% WOMAN AMOUNT/%
-----------	--------------------	------------------------------------	--	--	------------------------	----------------	-------------------	--------------------------	-------------------------------------

T
N
S
-TC
C

502-BOARD OF BARBER EXAMINERS-Building Construction Unadjusted Goal is 26.1%

FUND TYPE	TOTAL EXPENDITURES	TOTAL SPENT WITH NON-HUBS	TOTAL SPENT WITH **ADJ. HUBS 25.1%	TOTAL SPENT WITH *OTHER HUBS 1.0%	BLACK	HISPANIC	WOMAN	*OTHER HUB GOAL 1.0% ASIAN PACIFIC NATIVE AMERICAN
-----------	--------------------	---------------------------	------------------------------------	-----------------------------------	-------	----------	-------	--

T
N
S
-TC
C

502-BOARD OF BARBER EXAMINERS-Special Trade Unadjusted Goal is 57.2%

FUND TYPE	TOTAL EXPENDITURES	TOTAL SPENT WITH NON-HUBS	TOTAL SPENT WITH **ADJ. HUBS 47.0%	TOTAL SPENT WITH *OTHER HUBS 10.2%	BLACK	HISPANIC	ASIAN PACIFIC	NATIVE AMERICAN	WOMAN
-----------	--------------------	---------------------------	------------------------------------	------------------------------------	-------	----------	---------------	-----------------	-------

T
N
S
-TC
C

502-BOARD OF BARBER EXAMINERS-Professional Services Unadjusted Goal is 20.0%

FUND TYPE	TOTAL EXPENDITURES	TOTAL SPENT WITH NON-HUBS	TOTAL SPENT WITH **ADJ. HUBS 18.1%	TOTAL SPENT WITH *OTHER HUBS 1.9%	BLACK	HISPANIC	WOMAN	*OTHER HUB GOAL 1.9% ASIAN PACIFIC NATIVE AMERICAN
-----------	--------------------	---------------------------	------------------------------------	-----------------------------------	-------	----------	-------	--

T
N
S
-TC
C

502-BOARD OF BARBER EXAMINERS-Other Services Unadjusted Goal is 33.0%

FUND TYPE	TOTAL EXPENDITURES	TOTAL SPENT WITH NON-HUBS	TOTAL SPENT WITH **ADJ. HUBS 33.0%	ASIAN PACIFIC	BLACK	HISPANIC	NATIVE AMERICAN	WOMAN
-----------	--------------------	---------------------------	------------------------------------	---------------	-------	----------	-----------------	-------

T
N
S
-TC
C

502-BOARD OF BARBER EXAMINERS-Commodity Purchasing Unadjusted Goal is 12.6%

FUND TYPE	TOTAL EXPENDITURES	TOTAL SPENT WITH NON-HUBS	TOTAL SPENT WITH **ADJ. HUBS 11.5%	TOTAL SPENT WITH *OTHER HUBS 1.1%	BLACK	HISPANIC	WOMAN	*OTHER HUB GOAL 1.1% ASIAN PACIFIC NATIVE AMERICAN
-----------	--------------------	---------------------------	------------------------------------	-----------------------------------	-------	----------	-------	--

T
N
S
-TC
C

DB = DEBIT (NEGATIVE AMOUNT) * = OTHER HUBS ** = ADJUSTED HUBS *** = DOLLARS REPORTED BUT NOT SHOWN IN THESE COLUMNS. SEE COVER LETTER PARA. 4
T=TREASURY, N=NON-TREASURY, S=SUBCONTRACTOR FUNDS & PROCUREMENT CARD HUB PURCHASES, YC=TERM CONTRACT, C=CONSOLIDATED. SEE PAGE 4-OF HUB REPORT FOR FUND TYPE DESCRIPTION.

503-TX STATE BOARD OF MEDICAL EXAMINERS-Heavy Construction Unadjusted Goal is 11.9%

FUND TYPE	TOTAL EXPENDITURES	TOTAL SPENT WITH NON-HUBS AMOUNT/%	TOTAL SPENT WITH **ADJ. HUBS 6.6% AMOUNT/%	TOTAL SPENT WITH *OTHER HUBS 5.3% AMOUNT/%	ASIAN PACIFIC AMOUNT/%	BLACK AMOUNT/%	HISPANIC AMOUNT/%	NATIVE AMERICAN AMOUNT/%	*OTHER HUB GOAL 5.3% WOMAN AMOUNT/%
T									
N									
S									
TC									
C									

503-TX STATE BOARD OF MEDICAL EXAMINERS-Building Construction Unadjusted Goal is 26.1%

FUND TYPE	TOTAL EXPENDITURES	TOTAL SPENT WITH NON-HUBS	TOTAL SPENT WITH **ADJ. HUBS 25.1%	TOTAL SPENT WITH *OTHER HUBS 1.0%	BLACK	HISPANIC	WOMAN	*OTHER HUB GOAL 1.0% ASIAN PACIFIC NATIVE AMERICAN
T								
N								
S								
TC								
C								

503-TX STATE BOARD OF MEDICAL EXAMINERS-Special Trade Unadjusted Goal is 57.2%

FUND TYPE	TOTAL EXPENDITURES	TOTAL SPENT WITH NON-HUBS	TOTAL SPENT WITH **ADJ. HUBS 47.0%	TOTAL SPENT WITH *OTHER HUBS 10.2%	BLACK	HISPANIC	ASIAN PACIFIC	NATIVE AMERICAN	WOMAN
T	\$4,657	\$4,657/100 %							
N									
S									
TC									
C	\$4,657	\$4,657/100 %							

503-TX STATE BOARD OF MEDICAL EXAMINERS-Professional Services Unadjusted Goal is 20.0%

FUND TYPE	TOTAL EXPENDITURES	TOTAL SPENT WITH NON-HUBS	TOTAL SPENT WITH **ADJ. HUBS 18.1%	TOTAL SPENT WITH *OTHER HUBS 1.9%	BLACK	HISPANIC	WOMAN	*OTHER HUB GOAL 1.9% ASIAN PACIFIC NATIVE AMERICAN
T	\$347	\$347/100 %						
N								
S								
TC								
C	\$347	\$347/100 %						

503-TX STATE BOARD OF MEDICAL EXAMINERS-Other Services Unadjusted Goal is 33.0%

FUND TYPE	TOTAL EXPENDITURES	TOTAL SPENT WITH NON-HUBS	TOTAL SPENT WITH **ADJ. HUBS 33.0%	TOTAL SPENT WITH *OTHER HUBS 1.1%	ASIAN PACIFIC	BLACK	HISPANIC	NATIVE AMERICAN	WOMAN
T	\$481,431	\$404,179/87.5%	\$57,252/12.4%				\$5,013/1.08%		\$52,239/11.3%
N									
S									
TC	\$103,273	\$94,885/91.8%	\$8,387/8.12%				\$3,382/3.27%		\$5,005/4.84%
C	\$358,157	\$309,293/86.3%	\$48,864/13.6%				\$1,630/.455%		\$47,234/13.1%

503-TX STATE BOARD OF MEDICAL EXAMINERS-Commodity Purchasing Unadjusted Goal is 12.6%

FUND TYPE	TOTAL EXPENDITURES	TOTAL SPENT WITH NON-HUBS	TOTAL SPENT WITH **ADJ. HUBS 11.5%	TOTAL SPENT WITH *OTHER HUBS 1.1%	BLACK	HISPANIC	WOMAN	*OTHER HUB GOAL 1.1% ASIAN PACIFIC NATIVE AMERICAN
T	\$660,708	\$622,171/94.1%	\$34,544/5.24%	\$3,891/.689%	\$3,772/.570%	\$1,047/.158%	\$29,524/4.51%	\$3,891/.689%
N								
S								
TC	\$19,493	\$18,233/93.5%	\$352/1.81%	\$907/4.65%			\$352/1.81%	\$907/4.65%
C	\$641,214	\$603,938/94.1%	\$34,281/5.34%	\$2,984/.465%	\$3,772/.588%	\$1,047/.163%	\$29,471/4.58%	\$2,984/.465%

DB = DEBIT (NEGATIVE AMOUNT) * = OTHER HUBS ** = ADJUSTED HUBS *** = DOLLARS REPORTED BUT NOT SHOWN IN THESE COLUMNS. SEE COVER LETTER PARA. 4
T=TREASURY, N=NON-TREASURY, S=SUBCONTRACTOR FUNDS & PROCUREMENT CARD HUB PURCHASES, TC=TERM CONTRACT, C=CONSOLIDATED. SEE PAGE 4 OF HUB REPORT FOR FUND TYPE DESCRIPTION.

504-BOARD OF DENTAL EXAMINERS-Heavy Construction Unadjusted Goal is 11.9%

FUND TYPE	TOTAL EXPENDITURES	TOTAL SPENT WITH NON-HUBS AMOUNT/%	TOTAL SPENT WITH **ADJ. HUBS 6.4% AMOUNT/%	TOTAL SPENT WITH *OTHER HUBS 5.3% AMOUNT/%	ASIAN PACIFIC AMOUNT/%	BLACK AMOUNT/%	HISPANIC AMOUNT/%	NATIVE AMERICAN AMOUNT/%	*OTHER HUB GOAL 5.3% WOMAN AMOUNT/%
T									
N									
S									
-TC									
C									

504-BOARD OF DENTAL EXAMINERS-Building Construction Unadjusted Goal is 26.1%

FUND TYPE	TOTAL EXPENDITURES	TOTAL SPENT WITH NON-HUBS	TOTAL SPENT WITH **ADJ. HUBS 25.1%	TOTAL SPENT WITH *OTHER HUBS 1.0%	BLACK	HISPANIC	WOMAN	*OTHER HUB GOAL 1.0% ASIAN PACIFIC NATIVE AMERICAN
T								
N								
S								
-TC								
C								

504-BOARD OF DENTAL EXAMINERS-Special Trade Unadjusted Goal is 57.2%

FUND TYPE	TOTAL EXPENDITURES	TOTAL SPENT WITH NON-HUBS	TOTAL SPENT WITH **ADJ. HUBS 57.0%	TOTAL SPENT WITH *OTHER HUBS 10.2%	BLACK	HISPANIC	ASIAN PACIFIC	NATIVE AMERICAN	WOMAN
T									
N									
S									
-TC									
C									

504-BOARD OF DENTAL EXAMINERS-Professional Services Unadjusted Goal is 20.0%

FUND TYPE	TOTAL EXPENDITURES	TOTAL SPENT WITH NON-HUBS	TOTAL SPENT WITH **ADJ. HUBS 18.1%	TOTAL SPENT WITH *OTHER HUBS 1.9%	BLACK	HISPANIC	WOMAN	*OTHER HUB GOAL 1.9% ASIAN PACIFIC NATIVE AMERICAN
T	\$7,362	\$7,362/100 %						
N								
S								
-TC								
C	\$7,362	\$7,362/100 %						

504-BOARD OF DENTAL EXAMINERS-Other Services Unadjusted Goal is 33.0%

FUND TYPE	TOTAL EXPENDITURES	TOTAL SPENT WITH NON-HUBS	TOTAL SPENT WITH **ADJ. HUBS 33.0%	ASIAN PACIFIC	BLACK	HISPANIC	NATIVE AMERICAN	WOMAN
T	\$126,400	\$122,320/97.5%	\$3,080/2.45%			\$3,063/2.44%		\$16/.013%
N								
S								
-TC	\$6,828	\$5,628/100 %						
C	\$119,771	\$116,690/97.4%	\$3,080/2.57%			\$3,063/2.55%		\$16/.014%

504-BOARD OF DENTAL EXAMINERS-Commodity Purchasing Unadjusted Goal is 12.6%

FUND TYPE	TOTAL EXPENDITURES	TOTAL SPENT WITH NON-HUBS	TOTAL SPENT WITH **ADJ. HUBS 11.5%	TOTAL SPENT WITH *OTHER HUBS 1.1%	BLACK	HISPANIC	WOMAN	*OTHER HUB GOAL 1.1% ASIAN PACIFIC NATIVE AMERICAN
T	\$62,952	\$33,862/53.7%	\$4,058/6.44%	\$25,031/39.7%	\$1,712/2.72%		\$2,346/3.72%	\$22,273/35.3% \$2,757/4.38%
N								
S								
-TC	\$7,805	\$7,805/100 %						
C	\$56,146	\$26,056/47.2%	\$4,058/7.35%	\$25,031/45.3%	\$1,712/3.10%		\$2,346/4.25%	\$22,273/40.3% \$2,757/5.00%

DB = DEBIT (NEGATIVE AMOUNT) * = OTHER HUBS ** = ADJUSTED HUBS *** = DOLLARS REPORTED BUT NOT SHOWN IN THESE COLUMNS. SEE COVER LETTER PARA. 4
T-TREASURY, N-NON-TREASURY, S-SUBCONTRACTOR FUNDS & PROCUREMENT CARD HUB PURCHASES, TC-TERM CONTRACT, C-CONSOLIDATED. SEE PAGE 4 OF HUB REPORT FOR FUND TYPE DESCRIPTION.

505-COSMETOLOGY COMMISSION-Heavy Construction Unadjusted Goal is 11.9%

FUND TYPE	TOTAL EXPENDITURES	TOTAL SPENT WITH NON-HUBS AMOUNT/%	TOTAL SPENT WITH **ADJ. HUBS 6.6% AMOUNT/%	TOTAL SPENT WITH *OTHER HUBS 5.3% AMOUNT/%	ASIAN PACIFIC AMOUNT/%	**ADJUSTED HUB GOAL 6.6% BLACK AMOUNT/%	HISPANIC AMOUNT/%	NATIVE AMERICAN AMOUNT/%	*OTHER HUB GOAL 5.3% WOMAN AMOUNT/%
-----------	--------------------	------------------------------------	--	--	------------------------	--	-------------------	--------------------------	--

T
N
S
-TC

C

505-COSMETOLOGY COMMISSION-Building Construction Unadjusted Goal is 26.1%

FUND TYPE	TOTAL EXPENDITURES	TOTAL SPENT WITH NON-HUBS	TOTAL SPENT WITH **ADJ. HUBS 25.1%	TOTAL SPENT WITH *OTHER HUBS 1.0%	BLACK	**ADJUSTED HUB GOAL 25.1% HISPANIC	WOMAN	*OTHER HUB GOAL 1.0% ASIAN PACIFIC	NATIVE AMERICAN
-----------	--------------------	---------------------------	------------------------------------	-----------------------------------	-------	---------------------------------------	-------	---------------------------------------	-----------------

T
N
S
-TC

C

505-COSMETOLOGY COMMISSION-Special Trade Unadjusted Goal is 57.2%

FUND TYPE	TOTAL EXPENDITURES	TOTAL SPENT WITH NON-HUBS	TOTAL SPENT WITH **ADJ. HUBS 47.0%	TOTAL SPENT WITH *OTHER HUBS 10.2% ASIAN PACIFIC	BLACK	HISPANIC	WOMAN	*OTHER HUB GOAL 10.2% NATIVE AMERICAN
-----------	--------------------	---------------------------	------------------------------------	---	-------	----------	-------	--

T
N
S
-TC

C

505-COSMETOLOGY COMMISSION-Professional Services Unadjusted Goal is 20.0%

FUND TYPE	TOTAL EXPENDITURES	TOTAL SPENT WITH NON-HUBS	TOTAL SPENT WITH **ADJ. HUBS 18.1%	TOTAL SPENT WITH *OTHER HUBS 1.8% ASIAN PACIFIC	BLACK	HISPANIC	WOMAN	*OTHER HUB GOAL 1.8% NATIVE AMERICAN
-----------	--------------------	---------------------------	------------------------------------	--	-------	----------	-------	---

T
N
S
-TC

C

505-COSMETOLOGY COMMISSION-Other Services Unadjusted Goal is 33.0%

FUND TYPE	TOTAL EXPENDITURES	TOTAL SPENT WITH NON-HUBS	TOTAL SPENT WITH **ADJ. HUBS 33.0%	ASIAN PACIFIC	BLACK	**ADJUSTED HUB GOAL 33.0% HISPANIC	NATIVE AMERICAN	WOMAN
T	\$217,848	\$201,619/92.5%	\$16,229/7.44%	\$12,605/5.78%		\$1,898/.871%		\$1,726/.791%
S								
-TC	\$19,620	\$19,404/98.8%	\$216/1.10%					\$216/1.10%
C	\$198,228	\$182,215/91.9%	\$16,013/8.07%	\$12,605/6.35%		\$1,898/.957%		\$1,509/.761%

T
N
S
-TC

C

505-COSMETOLOGY COMMISSION-Commodity Purchasing Unadjusted Goal is 12.6%

FUND TYPE	TOTAL EXPENDITURES	TOTAL SPENT WITH NON-HUBS	TOTAL SPENT WITH **ADJ. HUBS 11.5%	TOTAL SPENT WITH *OTHER HUBS 1.1% ASIAN PACIFIC	BLACK	**ADJUSTED HUB GOAL 11.5% HISPANIC	WOMAN	*OTHER HUB GOAL 1.1% NATIVE AMERICAN
T	\$182,320	\$118,061/72.7%	\$43,743/26.9%	\$514/.317%	\$185/.114%	\$936/.577%	\$42,621/28.2%	\$514/.317%
S								
-TC	\$47,265	\$31,188/65.9%	\$16,097/34.0%				\$16,097/34.0%	
C	\$115,055	\$86,893/75.5%	\$27,646/24.0%	\$514/.447%	\$185/.161%	\$936/.814%	\$26,524/23.0%	\$514/.447%

T
N
S
-TC

DB = DEBIT (NEGATIVE AMOUNT) * = OTHER HUBS ** = ADJUSTED HUBS *** = DOLLARS REPORTED BUT NOT SHOWN IN THESE COLUMNS. SEE COVER LETTER PARA. 4
T-TREASURY, N-NON-TREASURY, S-SUBCONTRACTOR FUNDS & PROCUREMENT CARD HUB PURCHASES, TC-TERM CONTRACT, C-CONSOLIDATED. SEE PAGE 4 OF HUB REPORT FOR FUND TYPE DESCRIPTION.

FUND TYPE	TOTAL EXPENDITURES	TOTAL SPENT WITH NON-HUBS AMOUNT/%	506-UT M D ANDERSON CANCER CENTER-Heavy Construction Unadjusted Goal is 11.9%		**ADJUSTED HUB GOAL 6.6%				*OTHER HUB GOAL 5.3% WOMAN AMOUNT/%
			TOTAL SPENT WITH **ADJ. HUBS 6.6% AMOUNT/%	TOTAL SPENT WITH *OTHER HUBS 5.3% AMOUNT/%	ASIAN PACIFIC AMOUNT/%	BLACK AMOUNT/%	HISPANIC AMOUNT/%	NATIVE AMERICAN AMOUNT/%	

T									
N									
S									
-TC									
C									

FUND TYPE	TOTAL EXPENDITURES	TOTAL SPENT WITH NON-HUBS	506-UT M D ANDERSON CANCER CENTER-Building Construction Unadjusted Goal is 26.1%		**ADJUSTED HUB GOAL 25.1%			*OTHER HUB GOAL 1.0%	
			TOTAL SPENT WITH **ADJ. HUBS 25.1%	TOTAL SPENT WITH *OTHER HUBS 1.0%	BLACK	HISPANIC	WOMAN	ASIAN PACIFIC	NATIVE AMERICAN

T									
N	\$159,473	\$157,610/98.8%	\$1,863/1.16%					\$1,863/1.16%	
S									
-TC									
C	\$159,473	\$157,610/98.8%	\$1,863/1.16%					\$1,863/1.16%	

FUND TYPE	TOTAL EXPENDITURES	TOTAL SPENT WITH NON-HUBS	506-UT M D ANDERSON CANCER CENTER-Special Trade Unadjusted Goal is 57.2%		**ADJUSTED HUB GOAL 47.0%			*OTHER HUB GOAL 10.2%		
			TOTAL SPENT WITH **ADJ. HUBS 47.0%	TOTAL SPENT WITH *OTHER HUBS 10.2%	BLACK	HISPANIC	WOMAN	ASIAN PACIFIC	NATIVE AMERICAN	WOMAN

T										
N	\$13,184,025	\$6,634,435/50.3%	\$6,148,276/46.8%	\$401,313/3.04%	\$597/.004%	\$6,147,679/46.8%	\$26,134/.198%		\$375,179/2.84%	
S	***	***	***	\$51,562/.391%					\$51,562/.391%	
-TC										
C	\$13,184,025	\$6,634,435/50.3%	\$6,148,276/46.8%	\$452,895/3.43%	\$597/.004%	\$6,147,679/46.8%	\$26,134/.198%		\$426,761/3.23%	

FUND TYPE	TOTAL EXPENDITURES	TOTAL SPENT WITH NON-HUBS	506-UT M D ANDERSON CANCER CENTER-Professional Services Unadjusted Goal is 20.0%		**ADJUSTED HUB GOAL 18.1%			*OTHER HUB GOAL 1.9%		
			TOTAL SPENT WITH **ADJ. HUBS 18.1%	TOTAL SPENT WITH *OTHER HUBS 1.9%	BLACK	HISPANIC	WOMAN	ASIAN PACIFIC	NATIVE AMERICAN	

T										
N	\$2,054,673	\$1,283,406/62.4%	\$644,046/31.3%	\$127,220/6.19%	\$259/.012%			\$643,787/31.3%	\$127,220/6.19%	
S										
-TC										
C	\$2,054,673	\$1,283,406/62.4%	\$644,046/31.3%	\$127,220/6.19%	\$259/.012%			\$643,787/31.3%	\$127,220/6.19%	

FUND TYPE	TOTAL EXPENDITURES	TOTAL SPENT WITH NON-HUBS	506-UT M D ANDERSON CANCER CENTER-Other Services Unadjusted Goal is 33.0%		**ADJUSTED HUB GOAL 33.0%				
			TOTAL SPENT WITH **ADJ. HUBS 33.0%	TOTAL SPENT WITH *OTHER HUBS 1.1%	ASIAN PACIFIC	BLACK	HISPANIC	NATIVE AMERICAN	WOMAN

T										
N	\$59,473,295	\$53,945,783/90.7%	\$5,527,512/9.28%	\$1,046,575/3.28%	\$1,400,359/2.35%	\$408,146/.685%	\$1,938,187/3.25%	\$25/.000%	\$1,760,793/2.98%	\$1,038,214/3.26%
S	***	***	***	***	***	\$8,360/.026%	***	***	***	***
-TC	\$145,310	\$145,310/100%								
C	\$59,708,300	\$54,180,788/90.7%	\$6,574,087/11.0%		\$1,400,359/2.34%	\$416,507/.697%	\$1,938,187/3.24%	\$25/.000%	\$2,819,007/4.72%	

FUND TYPE	TOTAL EXPENDITURES	TOTAL SPENT WITH NON-HUBS	506-UT M D ANDERSON CANCER CENTER-Commodity Purchasing Unadjusted Goal is 12.6%		**ADJUSTED HUB GOAL 11.5%			*OTHER HUB GOAL 1.1%		
			TOTAL SPENT WITH **ADJ. HUBS 11.5%	TOTAL SPENT WITH *OTHER HUBS 1.1%	BLACK	HISPANIC	WOMAN	ASIAN PACIFIC	NATIVE AMERICAN	

T	\$9,428	\$2,058/21.8%	\$632/5.71%	\$6,737/71.4%				\$632/6.71%	\$6,737/71.4%	
N	\$141,317,055	\$135,105,960/95.6%	\$5,435,162/3.84%	\$775,933/.549%	\$2,346,636/1.66%	\$925,286/.654%	\$2,163,239/1.53%	\$680,736/.481%	\$95,1857/.687%	
S	***	***	\$2,814,864/4.50%	\$660,732/1.05%	\$2,470,320/3.95%	\$342,633/.548%	\$2,010/.003%	\$660,732/1.05%		
-TC	\$30,026	\$30,026/100%								
C	\$141,296,458	\$135,077,992/95.5%	\$8,250,759/5.83%	\$1,442,402/1.02%	\$4,816,956/3.40%	\$1,257,920/.897%	\$2,165,882/1.53%	\$1,348,205/.954%	\$95,196/.687%	

DB = DEBIT (NEGATIVE AMOUNT) * = OTHER HUBS ** = ADJUSTED HUBS *** = DOLLARS REPORTED BUT NOT SHOWN IN THESE COLUMNS. SEE COVER LETTER PARA. 4
T-TREASURY, N-NON-TREASURY, S-SUBCONTRACTOR FUNDS & PROCUREMENT CARD HUB PURCHASES, TC-TERM CONTRACT, C-CONSOLIDATED. SEE PAGE 4 OF HUB REPORT FOR FUND TYPE DESCRIPTION.

507-BOARD OF NURSE EXAMINERS-Heavy Construction Unadjusted Goal is 11.8%

FUND TYPE	TOTAL EXPENDITURES	TOTAL SPENT WITH NON-HUBS AMOUNT/%	TOTAL SPENT WITH **ADJ. HUBS 6.6% AMOUNT/%	TOTAL SPENT WITH *OTHER HUBS 5.3% AMOUNT/%	ASIAN PACIFIC AMOUNT/%	**ADJUSTED HUB GOAL 6.6% BLACK AMOUNT/%	HISPANIC AMOUNT/%	NATIVE AMERICAN AMOUNT/%	*OTHER HUB GOAL 5.3% WDMAN AMOUNT/%
-----------	--------------------	------------------------------------	--	--	------------------------	---	-------------------	--------------------------	-------------------------------------

T
N
S
-TC

C

507-BOARD OF NURSE EXAMINERS-Building Construction Unadjusted Goal is 26.1%

FUND TYPE	TOTAL EXPENDITURES	TOTAL SPENT WITH NON-HUBS	TOTAL SPENT WITH **ADJ. HUBS 25.1% AMOUNT/%	TOTAL SPENT WITH *OTHER HUBS 1.0% AMOUNT/%	BLACK	HISPANIC	WOMAN	ASIAN PACIFIC	NATIVE AMERICAN
-----------	--------------------	---------------------------	---	--	-------	----------	-------	---------------	-----------------

T
N
S
-TC

C

507-BOARD OF NURSE EXAMINERS-Special Trade Unadjusted Goal is 57.2%

FUND TYPE	TOTAL EXPENDITURES	TOTAL SPENT WITH NON-HUBS	TOTAL SPENT WITH **ADJ. HUBS 47.0% AMOUNT/%	TOTAL SPENT WITH *OTHER HUBS 10.2% AMOUNT/%	BLACK	HISPANIC	ASIAN PACIFIC	NATIVE AMERICAN	WOMAN
-----------	--------------------	---------------------------	---	---	-------	----------	---------------	-----------------	-------

T
N
S
-TC

C

507-BOARD OF NURSE EXAMINERS-Professional Services Unadjusted Goal is 20.0%

FUND TYPE	TOTAL EXPENDITURES	TOTAL SPENT WITH NON-HUBS	TOTAL SPENT WITH **ADJ. HUBS 18.1% AMOUNT/%	TOTAL SPENT WITH *OTHER HUBS 1.8% AMOUNT/%	BLACK	HISPANIC	WOMAN	ASIAN PACIFIC	NATIVE AMERICAN
-----------	--------------------	---------------------------	---	--	-------	----------	-------	---------------	-----------------

T
N
S
-TC

C

507-BOARD OF NURSE EXAMINERS-Other Services Unadjusted Goal is 33.0%

FUND TYPE	TOTAL EXPENDITURES	TOTAL SPENT WITH NON-HUBS	TOTAL SPENT WITH **ADJ. HUBS 33.0% AMOUNT/%	TOTAL SPENT WITH *OTHER HUBS 1.1% AMOUNT/%	ASIAN PACIFIC	BLACK	HISPANIC	NATIVE AMERICAN	WOMAN
-----------	--------------------	---------------------------	---	--	---------------	-------	----------	-----------------	-------

T
N
S
-TC

C

507-BOARD OF NURSE EXAMINERS-Commodity Purchasing Unadjusted Goal is 12.8%

FUND TYPE	TOTAL EXPENDITURES	TOTAL SPENT WITH NON-HUBS	TOTAL SPENT WITH **ADJ. HUBS 11.5% AMOUNT/%	TOTAL SPENT WITH *OTHER HUBS 1.1% AMOUNT/%	BLACK	HISPANIC	WOMAN	ASIAN PACIFIC	NATIVE AMERICAN
-----------	--------------------	---------------------------	---	--	-------	----------	-------	---------------	-----------------

T
N
S
-TC

C

DB = DEBIT (NEGATIVE AMOUNT) * = OTHER HUBS ** = ADJUSTED HUBS *** = DOLLARS REPORTED BUT NOT SHOWN IN THESE COLUMNS. SEE COVER LETTER PARA. 4
T-TREASURY, N=NON-TREASURY, S-SUBCONTRACTOR FUNDS & PROCUREMENT CARD HUB PURCHASES, TC-TERM CONTRACT, C=CONSOLIDATED. SEE PAGE 4 OF HUB REPORT FOR FUND TYPE DESCRIPTION.

505-BOARD OF CHIROPRACTIC EXAMINERS-Heavy Construction Unadjusted Goal is 11.9%

FUND TYPE	TOTAL EXPENDITURES	TOTAL SPENT WITH NON-HUBS AMOUNT/%	TOTAL SPENT WITH **ADJ. HUBS 5.9% AMOUNT/%	TOTAL SPENT WITH *OTHER HUBS 5.3% AMOUNT/%	ASIAN PACIFIC AMOUNT/%	**ADJUSTED HUB GOAL 6.6% BLACK AMOUNT/%	HISPANIC AMOUNT/%	NATIVE AMERICAN AMOUNT/%	*OTHER HUB GOAL 5.3% WOMAN AMOUNT/%
-----------	--------------------	------------------------------------	--	--	------------------------	--	-------------------	--------------------------	--

T
N
S
-TC

C

505-BOARD OF CHIROPRACTIC EXAMINERS-Building Construction Unadjusted Goal is 28.1%

FUND TYPE	TOTAL EXPENDITURES	TOTAL SPENT WITH NON-HUBS	TOTAL SPENT WITH **ADJ. HUBS 25.1%	TOTAL SPENT WITH *OTHER HUBS 1.0%	BLACK	**ADJUSTED HUB GOAL 25.1% HISPANIC	WOMAN	*OTHER HUB GOAL 1.0% ASIAN PACIFIC	NATIVE AMERICAN
-----------	--------------------	---------------------------	------------------------------------	-----------------------------------	-------	---------------------------------------	-------	---------------------------------------	-----------------

T
N
S
-TC

C

506-BOARD OF CHIROPRACTIC EXAMINERS-Special Trade Unadjusted Goal is 57.2%

FUND TYPE	TOTAL EXPENDITURES	TOTAL SPENT WITH NON-HUBS	TOTAL SPENT WITH **ADJ. HUBS 47.0%	TOTAL SPENT WITH *OTHER HUBS 10.2%	BLACK	**ADJUSTED HUB GOAL 47.0% HISPANIC	ASIAN PACIFIC	*OTHER HUB GOAL 10.2% NATIVE AMERICAN	WOMAN
-----------	--------------------	---------------------------	------------------------------------	------------------------------------	-------	---------------------------------------	---------------	--	-------

T
N
S
-TC

C

508-BOARD OF CHIROPRACTIC EXAMINERS-Professional Services Unadjusted Goal is 20.0%

FUND TYPE	TOTAL EXPENDITURES	TOTAL SPENT WITH NON-HUBS	TOTAL SPENT WITH **ADJ. HUBS 15.1%	TOTAL SPENT WITH *OTHER HUBS 1.9%	BLACK	**ADJUSTED HUB GOAL 18.1% HISPANIC	WOMAN	*OTHER HUB GOAL 1.9% ASIAN PACIFIC	NATIVE AMERICAN
-----------	--------------------	---------------------------	------------------------------------	-----------------------------------	-------	---------------------------------------	-------	---------------------------------------	-----------------

T
N
S
-TC

C

508-BOARD OF CHIROPRACTIC EXAMINERS-Other Services Unadjusted Goal is 33.0%

FUND TYPE	TOTAL EXPENDITURES	TOTAL SPENT WITH NON-HUBS	TOTAL SPENT WITH **ADJ. HUBS 33.0%	ASIAN PACIFIC	BLACK	**ADJUSTED HUB GOAL 33.0% HISPANIC	NATIVE AMERICAN	WOMAN
-----------	--------------------	---------------------------	------------------------------------	---------------	-------	---------------------------------------	-----------------	-------

T
N
S
-TC

C

508-BOARD OF CHIROPRACTIC EXAMINERS-Commodity Purchasing Unadjusted Goal is 12.6%

FUND TYPE	TOTAL EXPENDITURES	TOTAL SPENT WITH NON-HUBS	TOTAL SPENT WITH **ADJ. HUBS 11.9%	TOTAL SPENT WITH *OTHER HUBS 1.1%	BLACK	**ADJUSTED HUB GOAL 11.5% HISPANIC	WOMAN	*OTHER HUB GOAL 1.1% ASIAN PACIFIC	NATIVE AMERICAN
-----------	--------------------	---------------------------	------------------------------------	-----------------------------------	-------	---------------------------------------	-------	---------------------------------------	-----------------

T
N
S
-TC

C

DB = DEBIT (NEGATIVE AMOUNT) * = OTHER HUBS ** = ADJUSTED HUBS *** = DOLLARS REPORTED BUT NOT SHOWN IN THESE COLUMNS. SEE COVER LETTER PARA. 4
T-TREASURY, N=NON-TREASURY, S-SUBCONTRACTOR FUNDS & PROCUREMENT CARD HUB-PURCHASES, TC-TERM CONTRACT, C=CONSOLIDATED. SEE PAGE 4 OF HUB REPORT FOR FUND TYPE DESCRIPTION.

511-BOARD OF VOCATIONAL NURSE EXAMINERS-Heavy Construction Unadjusted Goal is 11.9%

FUND TYPE	TOTAL EXPENDITURES	TOTAL SPENT WITH NON-HUBS AMOUNT/%	TOTAL SPENT WITH **ADJ. HUBS 8.8% AMOUNT/%	TOTAL SPENT WITH *OTHER HUBS 5.1% AMOUNT/%	ASIAN PACIFIC AMOUNT/%	**ADJUSTED HUB GOAL 8.6% BLACK AMOUNT/%	HISPANIC AMOUNT/%	NATIVE AMERICAN AMOUNT/%	*OTHER HUB GOAL 5.3% WOMAN AMOUNT/%
-----------	--------------------	------------------------------------	--	--	------------------------	--	-------------------	--------------------------	--

T
N
S
-TC

C

511-BOARD OF VOCATIONAL NURSE EXAMINERS-Building Construction Unadjusted Goal is 28.1%

FUND TYPE	TOTAL EXPENDITURES	TOTAL SPENT WITH NON-HUBS	TOTAL SPENT WITH **ADJ. HUBS 25.1%	TOTAL SPENT WITH *OTHER HUBS 1.0%	BLACK	**ADJUSTED HUB GOAL 25.1% HISPANIC	WOMAN	*OTHER HUB GOAL 1.0% ASIAN PACIFIC	NATIVE AMERICAN
-----------	--------------------	---------------------------	------------------------------------	-----------------------------------	-------	---------------------------------------	-------	---------------------------------------	-----------------

T
N
S
-TC

C

511-BOARD OF VOCATIONAL NURSE EXAMINERS-Special Trade Unadjusted Goal is 57.2%

FUND TYPE	TOTAL EXPENDITURES	TOTAL SPENT WITH NON-HUBS	TOTAL SPENT WITH **ADJ. HUBS 47.0%	TOTAL SPENT WITH *OTHER HUBS 10.2%	BLACK	**ADJUSTED HUB GOAL 47.0% HISPANIC	ASIAN PACIFIC	*OTHER HUB GOAL 10.2% NATIVE AMERICAN	WOMAN
-----------	--------------------	---------------------------	------------------------------------	------------------------------------	-------	---------------------------------------	---------------	--	-------

T
N
S
-TC

C

511-BOARD OF VOCATIONAL NURSE EXAMINERS-Professional Services Unadjusted Goal is 20.0%

FUND TYPE	TOTAL EXPENDITURES	TOTAL SPENT WITH NON-HUBS	TOTAL SPENT WITH **ADJ. HUBS 15.1%	TOTAL SPENT WITH *OTHER HUBS 1.9%	BLACK	**ADJUSTED HUB GOAL 18.1% HISPANIC	WOMAN	*OTHER HUB GOAL 1.9% ASIAN PACIFIC	NATIVE AMERICAN
-----------	--------------------	---------------------------	------------------------------------	-----------------------------------	-------	---------------------------------------	-------	---------------------------------------	-----------------

T
N
S
-TC

C

511-BOARD OF VOCATIONAL NURSE EXAMINERS-Other Services Unadjusted Goal is 33.0%

FUND TYPE	TOTAL EXPENDITURES	TOTAL SPENT WITH NON-HUBS	TOTAL SPENT WITH **ADJ. HUBS 33.0%	ASIAN PACIFIC	BLACK	**ADJUSTED HUB GOAL 33.0% HISPANIC	NATIVE AMERICAN	WOMAN
-----------	--------------------	---------------------------	------------------------------------	---------------	-------	---------------------------------------	-----------------	-------

T
N
S
-TC

C

511-BOARD OF VOCATIONAL NURSE EXAMINERS-Commodity Purchasing Unadjusted Goal is 12.6%

FUND TYPE	TOTAL EXPENDITURES	TOTAL SPENT WITH NON-HUBS	TOTAL SPENT WITH **ADJ. HUBS 11.5%	TOTAL SPENT WITH *OTHER HUBS 1.1%	BLACK	**ADJUSTED HUB GOAL 11.6% HISPANIC	WOMAN	*OTHER HUB GOAL 1.1% ASIAN PACIFIC	NATIVE AMERICAN
-----------	--------------------	---------------------------	------------------------------------	-----------------------------------	-------	---------------------------------------	-------	---------------------------------------	-----------------

T
N
S
-TC

C

DB = DEBIT (NEGATIVE AMOUNT) * = OTHER HUBS ** = ADJUSTED HUBS *** = DOLLARS REPORTED BUT NOT SHOWN IN THESE COLUMNS. SEE COVER LETTER PARA. 4
T-TREASURY, N=NON-TREASURY, S-SUBCONTRACTOR FUNDS & PROCUREMENT CARD HUB PURCHASES, TC-TERM CONTRACT, C=CONSOLIDATED. SEE PAGE 4 OF HUB REPORT FOR FUND TYPE DESCRIPTION.

FUND TYPE	TOTAL EXPENDITURES	TOTAL SPENT WITH NON-HUBS AMOUNT/%	512-TX STATE BOARD OF PODIATRIC MED EXAM-Heavy Construction Unadjusted Goal is 11.8%		**ADJUSTED HUB GOAL 6.6%				*OTHER HUB GOAL 5.3% WOMAN AMOUNT/%
			TOTAL SPENT WITH **ADJ. HUBS 6.6% AMOUNT/%	TOTAL SPENT WITH *OTHER HUBS 5.3% AMOUNT/%	ASIAN PACIFIC AMOUNT/%	BLACK AMOUNT/%	HISPANIC AMOUNT/%	NATIVE AMERICAN AMOUNT/%	

T
N
S
-TC
C

FUND TYPE	TOTAL EXPENDITURES	TOTAL SPENT WITH NON-HUBS	512-TX STATE BOARD OF PODIATRIC MED EXAM-Building Construction Unadjusted Goal is 26.1%		**ADJUSTED HUB GOAL 25.1%			*OTHER HUB GOAL 1.0% ASIAN PACIFIC NATIVE AMERICAN
			TOTAL SPENT WITH **ADJ. HUBS 25.1%	TOTAL SPENT WITH *OTHER HUBS 1.0%	BLACK	HISPANIC	WOMAN	

T
N
S
-TC
C

FUND TYPE	TOTAL EXPENDITURES	TOTAL SPENT WITH NON-HUBS	512-TX STATE BOARD OF PODIATRIC MED EXAM-Special Trade Unadjusted Goal is 57.2%		**ADJUSTED HUB GOAL 47.0%		*OTHER HUB GOAL 10.2% ASIAN PACIFIC NATIVE AMERICAN WOMAN		
			TOTAL SPENT WITH **ADJ. HUBS 47.0%	TOTAL SPENT WITH *OTHER HUBS 10.2%	BLACK	HISPANIC	ASIAN PACIFIC	NATIVE AMERICAN	WOMAN

T
N
S
-TC
C

FUND TYPE	TOTAL EXPENDITURES	TOTAL SPENT WITH NON-HUBS	512-TX STATE BOARD OF PODIATRIC MED EXAM-Professional Services Unadjusted Goal is 20.0%		**ADJUSTED HUB GOAL 18.1%			*OTHER HUB GOAL 1.9% ASIAN PACIFIC NATIVE AMERICAN	
			TOTAL SPENT WITH **ADJ. HUBS 18.1%	TOTAL SPENT WITH *OTHER HUBS 1.9%	BLACK	HISPANIC	WOMAN	ASIAN PACIFIC	NATIVE AMERICAN

T
N
S
-TC
C

FUND TYPE	TOTAL EXPENDITURES	TOTAL SPENT WITH NON-HUBS	512-TX STATE BOARD OF PODIATRIC MED EXAM-Other Services Unadjusted Goal is 33.0%		**ADJUSTED HUB GOAL 33.0%				
			TOTAL SPENT WITH **ADJ. HUBS 33.0%	TOTAL SPENT WITH *OTHER HUBS 1.1%	ASIAN PACIFIC	BLACK	HISPANIC	NATIVE AMERICAN	WOMAN

T
N
S
-TC
C

FUND TYPE	TOTAL EXPENDITURES	TOTAL SPENT WITH NON-HUBS	512-TX STATE BOARD OF PODIATRIC MED EXAM-Commodity Purchasing Unadjusted Goal is 12.6%		**ADJUSTED HUB GOAL 11.5%			*OTHER HUB GOAL 1.1% ASIAN PACIFIC NATIVE AMERICAN	
			TOTAL SPENT WITH **ADJ. HUBS 11.5%	TOTAL SPENT WITH *OTHER HUBS 1.1%	BLACK	HISPANIC	WOMAN	ASIAN PACIFIC	NATIVE AMERICAN

T
N
S
-TC
C

DB = DEBIT (NEGATIVE AMOUNT) * = OTHER HUBS ** = ADJUSTED HUBS *** = DOLLARS REPORTED BUT NOT SHOWN IN THESE COLUMNS. SEE COVER LETTER PARA. 4
T=TREASURY, N=NON-TREASURY, S=SUBCONTRACTOR FUNDS & PROCUREMENT CARD HUB PURCHASES, TC=TERM CONTRACT, C=CONSOLIDATED. SEE PAGE 4 OF HUB REPORT FOR FUND TYPE DESCRIPTION.

513-TEXAS FUNERAL SERVICE COMMISSION-Heavy Construction Unadjusted Goal is 11.9%

FUND TYPE	TOTAL EXPENDITURES	TOTAL SPENT WITH NON-HUBS AMOUNT/%	TOTAL SPENT WITH **ADJ. HUBS 8.9%	TOTAL SPENT WITH *OTHER HUBS 5.3%	ASIAN PACIFIC AMOUNT/%	**ADJUSTED HUB GOAL 6.6% BLACK AMOUNT/%	HISPANIC AMOUNT/%	NATIVE AMERICAN AMOUNT/%	*OTHER HUB GOAL 5.3% WOMAN AMOUNT/%
-----------	--------------------	------------------------------------	-----------------------------------	-----------------------------------	------------------------	--	-------------------	--------------------------	--

T
N
S
-TC
C

513-TEXAS FUNERAL SERVICE COMMISSION-Building Construction Unadjusted Goal is 25.1%

FUND TYPE	TOTAL EXPENDITURES	TOTAL SPENT WITH NON-HUBS	TOTAL SPENT WITH **ADJ. HUBS 25.1%	TOTAL SPENT WITH *OTHER HUBS 1.0%	BLACK	**ADJUSTED HUB GOAL 25.1% HISPANIC	WOMAN	*OTHER HUB GOAL 1.0% ASIAN PACIFIC	NATIVE AMERICAN
-----------	--------------------	---------------------------	------------------------------------	-----------------------------------	-------	---------------------------------------	-------	---------------------------------------	-----------------

T
N
S
-TC
C

513-TEXAS FUNERAL SERVICE COMMISSION-Special Trade Unadjusted Goal is 57.2%

FUND TYPE	TOTAL EXPENDITURES	TOTAL SPENT WITH NON-HUBS	TOTAL SPENT WITH **ADJ. HUBS 47.0%	TOTAL SPENT WITH *OTHER HUBS 10.2%	BLACK	**ADJUSTED HUB GOAL 47.0% HISPANIC	ASIAN PACIFIC	NATIVE AMERICAN	WOMAN
-----------	--------------------	---------------------------	------------------------------------	------------------------------------	-------	---------------------------------------	---------------	-----------------	-------

T
N
S
-TC
C

513-TEXAS FUNERAL SERVICE COMMISSION-Professional Services Unadjusted Goal is 20.0%

FUND TYPE	TOTAL EXPENDITURES	TOTAL SPENT WITH NON-HUBS	TOTAL SPENT WITH **ADJ. HUBS 18.1%	TOTAL SPENT WITH *OTHER HUBS 1.9%	BLACK	**ADJUSTED HUB GOAL 18.1% HISPANIC	WOMAN	*OTHER HUB GOAL 1.9% ASIAN PACIFIC	NATIVE AMERICAN
-----------	--------------------	---------------------------	------------------------------------	-----------------------------------	-------	---------------------------------------	-------	---------------------------------------	-----------------

T
N
S
-TC
C

513-TEXAS FUNERAL SERVICE COMMISSION-Other Services Unadjusted Goal is 33.0%

FUND TYPE	TOTAL EXPENDITURES	TOTAL SPENT WITH NON-HUBS	TOTAL SPENT WITH **ADJ. HUBS 33.0%	ASIAN PACIFIC	BLACK	**ADJUSTED HUB GOAL 33.0% HISPANIC	NATIVE AMERICAN	WOMAN
-----------	--------------------	---------------------------	------------------------------------	---------------	-------	---------------------------------------	-----------------	-------

T
N
S
-TC
C

513-TEXAS FUNERAL SERVICE COMMISSION-Commodity Purchasing Unadjusted Goal is 12.6%

FUND TYPE	TOTAL EXPENDITURES	TOTAL SPENT WITH NON-HUBS	TOTAL SPENT WITH **ADJ. HUBS 11.5%	TOTAL SPENT WITH *OTHER HUBS 1.1%	BLACK	**ADJUSTED HUB GOAL 11.5% HISPANIC	WOMAN	*OTHER HUB GOAL 1.1% ASIAN PACIFIC	NATIVE AMERICAN
-----------	--------------------	---------------------------	------------------------------------	-----------------------------------	-------	---------------------------------------	-------	---------------------------------------	-----------------

T
N
S
-TC
C

DB = DEBIT (NEGATIVE AMOUNT) * = OTHER HUBS ** = ADJUSTED HUBS *** = DOLLARS REPORTED BUT NOT SHOWN IN THESE COLUMNS. SEE COVER LETTER PARA. 4
T-TREASURY, N-NON-TREASURY, S-SUBCONTRACTOR FUNDS & PROCUREMENT CARD HUB PURCHASES, TC-TERM CONTRACT, C-CONSOLIDATED. SEE PAGE 4 OF HUB REPORT FOR FUND TYPE DESCRIPTION.

514-OPTOMETRY BOARD-Heavy Construction Unadjusted Goal is 11.9%

FUND TYPE	TOTAL EXPENDITURES	TOTAL SPENT WITH NON-HUBS AMOUNT/%	TOTAL SPENT WITH **ADJ. HUBS 6.6% AMOUNT/%	TOTAL SPENT WITH *OTHER HUBS 5.3% AMOUNT/%	ASIAN PACIFIC AMOUNT/%	**ADJUSTED HUB GOAL 6.6% BLACK AMOUNT/%	HISPANIC AMOUNT/%	NATIVE AMERICAN AMOUNT/%	*OTHER HUB GOAL 5.3% WOMAN AMOUNT/%
-----------	--------------------	------------------------------------	--	--	------------------------	---	-------------------	--------------------------	-------------------------------------

T
N
S
-TC
C

514-OPTOMETRY BOARD-Building Construction Unadjusted Goal is 26.1%

FUND TYPE	TOTAL EXPENDITURES	TOTAL SPENT WITH NON-HUBS	TOTAL SPENT WITH **ADJ. HUBS 25.1% AMOUNT/%	TOTAL SPENT WITH *OTHER HUBS 1.0% AMOUNT/%	BLACK	**ADJUSTED HUB GOAL 25.1% HISPANIC	WOMAN	*OTHER HUB GOAL 1.0% ASIAN PACIFIC	NATIVE AMERICAN
-----------	--------------------	---------------------------	---	--	-------	------------------------------------	-------	------------------------------------	-----------------

T
N
S
-TC
C

514-OPTOMETRY BOARD-Special Trade Unadjusted Goal is 57.2%

FUND TYPE	TOTAL EXPENDITURES	TOTAL SPENT WITH NON-HUBS	TOTAL SPENT WITH **ADJ. HUBS 47.0% AMOUNT/%	TOTAL SPENT WITH *OTHER HUBS 10.2% AMOUNT/%	BLACK	**ADJUSTED HUB GOAL 47.0% HISPANIC	ASIAN PACIFIC	NATIVE AMERICAN	WOMAN
-----------	--------------------	---------------------------	---	---	-------	------------------------------------	---------------	-----------------	-------

T
N
S
-TC
C

514-OPTOMETRY BOARD-Professional Services Unadjusted Goal is 20.0%

FUND TYPE	TOTAL EXPENDITURES	TOTAL SPENT WITH NON-HUBS	TOTAL SPENT WITH **ADJ. HUBS 18.1% AMOUNT/%	TOTAL SPENT WITH *OTHER HUBS 1.9% AMOUNT/%	BLACK	**ADJUSTED HUB GOAL 18.1% HISPANIC	WOMAN	*OTHER HUB GOAL 1.9% ASIAN PACIFIC	NATIVE AMERICAN
-----------	--------------------	---------------------------	---	--	-------	------------------------------------	-------	------------------------------------	-----------------

T
N
S
-TC
C

514-OPTOMETRY BOARD-Other Services Unadjusted Goal is 33.0%

FUND TYPE	TOTAL EXPENDITURES	TOTAL SPENT WITH NON-HUBS	TOTAL SPENT WITH **ADJ. HUBS 33.0% AMOUNT/%	ASIAN PACIFIC	BLACK	**ADJUSTED HUB GOAL 33.0% HISPANIC	NATIVE AMERICAN	WOMAN
-----------	--------------------	---------------------------	---	---------------	-------	------------------------------------	-----------------	-------

T
N
S
-TC
C

514-OPTOMETRY BOARD-Commodity Purchasing Unadjusted Goal is 12.6%

FUND TYPE	TOTAL EXPENDITURES	TOTAL SPENT WITH NON-HUBS	TOTAL SPENT WITH **ADJ. HUBS 11.5% AMOUNT/%	TOTAL SPENT WITH *OTHER HUBS 1.1% AMOUNT/%	BLACK	**ADJUSTED HUB GOAL 11.5% HISPANIC	WOMAN	*OTHER HUB GOAL 1.1% ASIAN PACIFIC	NATIVE AMERICAN
-----------	--------------------	---------------------------	---	--	-------	------------------------------------	-------	------------------------------------	-----------------

T
N
S
-TC
C

DB = DEBIT (NEGATIVE AMOUNT) * = OTHER HUBS ** = ADJUSTED HUBS *** = DOLLARS REPORTED BUT NOT SHOWN IN THESE COLUMNS. SEE COVER LETTER PARA. 4
T-TREASURY, N-NON-TREASURY, S-SUBCONTRACTOR FUNDS & PROCUREMENT CARD HUB PURCHASES, TC-TERM CONTRACT, C-CONSOLIDATED. SEE PAGE 4 OF HUB REPORT FOR FUND TYPE DESCRIPTION.

515-BOARD OF PHARMACY-Heavy Construction Unadjusted Goal is 11.9%

FUND TYPE	TOTAL EXPENDITURES	TOTAL SPENT WITH NON-HUBS AMOUNT/%	TOTAL SPENT WITH **ADJ. HUBS 6.6% AMOUNT/%	TOTAL SPENT WITH *OTHER HUBS 5.3% AMOUNT/%	ASIAN PACIFIC AMOUNT/%	**ADJUSTED HUB GOAL 6.6% BLACK AMOUNT/%	HISPANIC AMOUNT/%	NATIVE AMERICAN AMOUNT/%	*OTHER HUB GOAL 5.3% WOMAN AMOUNT/%
-----------	--------------------	------------------------------------	--	--	------------------------	---	-------------------	--------------------------	-------------------------------------

T
N
S
-TC

C

515-BOARD OF PHARMACY-Building Construction Unadjusted Goal is 26.1%

FUND TYPE	TOTAL EXPENDITURES	TOTAL SPENT WITH NON-HUBS	TOTAL SPENT WITH **ADJ. HUBS 25.1%	TOTAL SPENT WITH *OTHER HUBS 1.0%	BLACK	HISPANIC	WOMAN	ASIAN PACIFIC	NATIVE AMERICAN
-----------	--------------------	---------------------------	------------------------------------	-----------------------------------	-------	----------	-------	---------------	-----------------

T
N
S
-TC

C

515-BOARD OF PHARMACY-Special Trade Unadjusted Goal is 57.2%

FUND TYPE	TOTAL EXPENDITURES	TOTAL SPENT WITH NON-HUBS	TOTAL SPENT WITH **ADJ. HUBS 47.0%	TOTAL SPENT WITH *OTHER HUBS 10.2%	BLACK	HISPANIC	ASIAN PACIFIC	NATIVE AMERICAN	WOMAN
-----------	--------------------	---------------------------	------------------------------------	------------------------------------	-------	----------	---------------	-----------------	-------

T
N
S
-TC

C

515-BOARD OF PHARMACY-Professional Services Unadjusted Goal is 20.0%

FUND TYPE	TOTAL EXPENDITURES	TOTAL SPENT WITH NON-HUBS	TOTAL SPENT WITH **ADJ. HUBS 18.1%	TOTAL SPENT WITH *OTHER HUBS 1.9%	BLACK	HISPANIC	WOMAN	ASIAN PACIFIC	NATIVE AMERICAN
-----------	--------------------	---------------------------	------------------------------------	-----------------------------------	-------	----------	-------	---------------	-----------------

T
N
S
-TC

C

515-BOARD OF PHARMACY-Other Services Unadjusted Goal is 33.0%

FUND TYPE	TOTAL EXPENDITURES	TOTAL SPENT WITH NON-HUBS	TOTAL SPENT WITH **ADJ. HUBS 33.0%	TOTAL SPENT WITH *OTHER HUBS 1.1%	ASIAN PACIFIC	BLACK	HISPANIC	NATIVE AMERICAN	WOMAN
-----------	--------------------	---------------------------	------------------------------------	-----------------------------------	---------------	-------	----------	-----------------	-------

T
N
S
-TC

C

515-BOARD OF PHARMACY-Commodity Purchasing Unadjusted Goal is 12.6%

FUND TYPE	TOTAL EXPENDITURES	TOTAL SPENT WITH NON-HUBS	TOTAL SPENT WITH **ADJ. HUBS 11.6%	TOTAL SPENT WITH *OTHER HUBS 1.1%	BLACK	HISPANIC	WOMAN	ASIAN PACIFIC	NATIVE AMERICAN
-----------	--------------------	---------------------------	------------------------------------	-----------------------------------	-------	----------	-------	---------------	-----------------

T
N
S
-TC

C

DB = DEBIT (NEGATIVE AMOUNT) * = OTHER HUBS ** = ADJUSTED HUBS *** = DOLLARS REPORTED BUT NOT SHOWN IN THESE COLUMNS. SEE COVER LETTER PARA. 4
T=TREASURY, N=NON-TREASURY, S=SUBCONTRACTOR FUNDS & PROCUREMENT CARD HUB PURCHASES, TC=TERM CONTRACT, C=CONSOLIDATED. SEE PAGE 4 OF HUB REPORT FOR FUND TYPE DESCRIPTION.

517-TX. COMM. ON ALCOHOL & DRUG ABUSE-Heavy Construction Unadjusted Goal is 11.9%

FUND TYPE	TOTAL EXPENDITURES	TOTAL SPENT WITH NON-HUBS AMOUNT/%	TOTAL SPENT WITH **ADJ. HUBS 8.6% AMOUNT/%	TOTAL SPENT WITH *OTHER HUBS 5.3% AMOUNT/%	ASIAN PACIFIC AMOUNT/%	**ADJUSTED HUB GOAL 6.6% BLACK AMOUNT/%	HISPANIC AMOUNT/%	NATIVE AMERICAN AMOUNT/%	*OTHER HUB GOAL 5.3% WOMAN AMOUNT/%
T									
N									
S									
-TC									
C									

517-TX. COMM. ON ALCOHOL & DRUG ABUSE-Building Construction Unadjusted Goal is 26.1%

FUND TYPE	TOTAL EXPENDITURES	TOTAL SPENT WITH NON-HUBS	TOTAL SPENT WITH **ADJ. HUBS 25.1% AMOUNT/%	TOTAL SPENT WITH *OTHER HUBS 1.0% AMOUNT/%	BLACK	HISPANIC	WOMAN	*OTHER HUB GOAL 1.0% ASIAN PACIFIC	NATIVE AMERICAN
T									
N									
S									
-TC									
C									

517-TX. COMM. ON ALCOHOL & DRUG ABUSE-Special Trade Unadjusted Goal is 57.2%

FUND TYPE	TOTAL EXPENDITURES	TOTAL SPENT WITH NON-HUBS	TOTAL SPENT WITH **ADJ. HUBS 47.0% AMOUNT/%	TOTAL SPENT WITH *OTHER HUBS 10.2% AMOUNT/%	BLACK	HISPANIC	ASIAN PACIFIC	NATIVE AMERICAN	WOMAN
T	\$4,132	\$4,120/99.7%	\$12/.291%	\$12/.291%					\$12/.291%
N									
S									
-TC									
C	\$4,132	\$4,120/99.7%	\$12/.291%	\$12/.291%					\$12/.291%

517-TX. COMM. ON ALCOHOL & DRUG ABUSE-Professional Services Unadjusted Goal is 20.0%

FUND TYPE	TOTAL EXPENDITURES	TOTAL SPENT WITH NON-HUBS	TOTAL SPENT WITH **ADJ. HUBS 18.1% AMOUNT/%	TOTAL SPENT WITH *OTHER HUBS 1.9% AMOUNT/%	BLACK	HISPANIC	WOMAN	*OTHER HUB GOAL 1.9% ASIAN PACIFIC	NATIVE AMERICAN
T	\$73,100	\$73,100/100%							
N									
S									
-TC									
C	\$73,100	\$73,100/100%							

517-TX. COMM. ON ALCOHOL & DRUG ABUSE-Other Services Unadjusted Goal is 33.0%

FUND TYPE	TOTAL EXPENDITURES	TOTAL SPENT WITH NON-HUBS	TOTAL SPENT WITH **ADJ. HUBS 33.0% AMOUNT/%	TOTAL SPENT WITH *OTHER HUBS 1.1% AMOUNT/%	ASIAN PACIFIC	BLACK	HISPANIC	NATIVE AMERICAN	WOMAN
T	\$4,048,900	\$2,884,084/71.2%	\$1,165,812/28.7%		\$37,511/.925%	\$11,341/.280%	\$3,651/.090%		\$1,113,308/27.4%
N									
S									
-TC	\$42,804	\$40,753/95.2%	\$2,051/4.75%			\$325/.759%			\$1,725/4.03%
C	\$4,007,096	\$2,843,334/70.9%	\$1,163,761/29.0%		\$37,511/.935%	\$11,016/.274%	\$3,651/.091%		\$1,111,583/27.7%

517-TX. COMM. ON ALCOHOL & DRUG ABUSE-Commodity Purchasing Unadjusted Goal is 12.5%

FUND TYPE	TOTAL EXPENDITURES	TOTAL SPENT WITH NON-HUBS	TOTAL SPENT WITH **ADJ. HUBS 11.5% AMOUNT/%	TOTAL SPENT WITH *OTHER HUBS 1.1% AMOUNT/%	BLACK	HISPANIC	WOMAN	*OTHER HUB GOAL 1.1% ASIAN PACIFIC	NATIVE AMERICAN
T	\$2,237,831	\$1,305,373/58.3%	\$806,943/36.0%	\$125,513/5.60%	\$7,748/.345%	\$30,296/1.35%	\$768,885/34.3%	\$123,643/5.52%	\$1,670/.083%
N									
S									
-TC	\$149,992	\$147,345/98.2%	\$2,008/1.33%	\$637/.425%		\$940/.525%	\$1,068/.712%	\$30/.020%	\$507/.405%
C	\$2,087,838	\$1,158,027/55.4%	\$804,935/38.5%	\$124,875/5.96%	\$7,748/.371%	\$29,356/1.40%	\$767,830/36.7%	\$123,613/5.92%	\$1,262/.060%

DB = DEBIT (NEGATIVE AMOUNT) * = OTHER HUBS ** = ADJUSTED HUBS *** = DOLLARS REPORTED BUT NOT SHOWN IN THESE COLUMNS. SEE COVER LETTER PARA. 4
T-TREASURY, N=NON-TREASURY, S-SUBCONTRACTOR FUNDS & PROCUREMENT CARD HUB PURCHASES, TC-TERM CONTRACT, C-CONSOLIDATED. SEE PAGE 4 OF HUB REPORT FOR FUND TYPE DESCRIPTION.

520-BOARD OF EXAMINERS OF PSYCHOLOGISTS-Heavy Construction Unadjusted Goal is 31.9%

FUND TYPE	TOTAL EXPENDITURES	TOTAL SPENT WITH NON-HUBS AMOUNT/%	TOTAL SPENT WITH **ADJ. HUBS 6.6% AMOUNT/%	TOTAL SPENT WITH *OTHER HUBS 5.3% AMOUNT/%	ASIAN PACIFIC AMOUNT/%	**ADJUSTED HUB GOAL 6.6% BLACK AMOUNT/%	HISPANIC AMOUNT/%	NATIVE AMERICAN AMOUNT/%	*OTHER HUB GOAL 5.3% WOMAN AMOUNT/%
-----------	--------------------	------------------------------------	--	--	------------------------	---	-------------------	--------------------------	-------------------------------------

T
N
S
-TC

C

520-BOARD OF EXAMINERS OF PSYCHOLOGISTS-Building Construction Unadjusted Goal is 26.1%

FUND TYPE	TOTAL EXPENDITURES	TOTAL SPENT WITH NON-HUBS	TOTAL SPENT WITH **ADJ. HUBS 25.1%	TOTAL SPENT WITH *OTHER HUBS 1.0%	BLACK	**ADJUSTED HUB GOAL 25.1% HISPANIC	WOMAN	*OTHER HUB GOAL 1.0% ASIAN PACIFIC	NATIVE AMERICAN
-----------	--------------------	---------------------------	------------------------------------	-----------------------------------	-------	------------------------------------	-------	------------------------------------	-----------------

T
N
S
-TC

C

520-BOARD OF EXAMINERS OF PSYCHOLOGISTS-Special Trade Unadjusted Goal is 57.2%

FUND TYPE	TOTAL EXPENDITURES	TOTAL SPENT WITH NON-HUBS	TOTAL SPENT WITH **ADJ. HUBS 47.0%	TOTAL SPENT WITH *OTHER HUBS 10.2%	BLACK	**ADJUSTED HUB GOAL 47.0% HISPANIC	ASIAN PACIFIC	*OTHER HUB GOAL 10.2% NATIVE AMERICAN	WOMAN
-----------	--------------------	---------------------------	------------------------------------	------------------------------------	-------	------------------------------------	---------------	---------------------------------------	-------

T
N
S
-TC

C

520-BOARD OF EXAMINERS OF PSYCHOLOGISTS-Professional Services Unadjusted Goal is 20.0%

FUND TYPE	TOTAL EXPENDITURES	TOTAL SPENT WITH NON-HUBS	TOTAL SPENT WITH **ADJ. HUBS 18.1%	TOTAL SPENT WITH *OTHER HUBS 1.9%	BLACK	**ADJUSTED HUB GOAL 18.1% HISPANIC	WOMAN	*OTHER HUB GOAL 1.9% ASIAN PACIFIC	NATIVE AMERICAN
-----------	--------------------	---------------------------	------------------------------------	-----------------------------------	-------	------------------------------------	-------	------------------------------------	-----------------

T
N
S
-TC

C

520-BOARD OF EXAMINERS OF PSYCHOLOGISTS-Other Services Unadjusted Goal is 33.0%

FUND TYPE	TOTAL EXPENDITURES	TOTAL SPENT WITH NON-HUBS	TOTAL SPENT WITH **ADJ. HUBS 33.0%	TOTAL SPENT WITH *OTHER HUBS 1.1%	ASIAN PACIFIC	BLACK	**ADJUSTED HUB GOAL 33.0% HISPANIC	NATIVE AMERICAN	WOMAN
-----------	--------------------	---------------------------	------------------------------------	-----------------------------------	---------------	-------	------------------------------------	-----------------	-------

T
N
S
-TC

C

520-BOARD OF EXAMINERS OF PSYCHOLOGISTS-Commodity Purchasing Unadjusted Goal is 12.6%

FUND TYPE	TOTAL EXPENDITURES	TOTAL SPENT WITH NON-HUBS	TOTAL SPENT WITH **ADJ. HUBS 11.5%	TOTAL SPENT WITH *OTHER HUBS 1.1%	BLACK	**ADJUSTED HUB GOAL 11.5% HISPANIC	WOMAN	*OTHER HUB GOAL 1.1% ASIAN PACIFIC	NATIVE AMERICAN
-----------	--------------------	---------------------------	------------------------------------	-----------------------------------	-------	------------------------------------	-------	------------------------------------	-----------------

T
N
S
-TC

C

DB = DEBIT (NEGATIVE AMOUNT) * = OTHER HUBS ** = ADJUSTED HUBS *** = DOLLARS REPORTED BUT NOT SHOWN IN THESE COLUMNS. SEE COVER LETTER PARA. 4
T=TREASURY, N=NON-TREASURY, S=SUBCONTRACTOR FUNDS & PROCUREMENT CARD HUB PURCHASES, TC=TERM CONTRACT, C=CONSOLIDATED. SEE PAGE 4 OF HUB REPORT FOR FUND TYPE DESCRIPTION.

526-TX LOW-LEVEL RAD WAST DISPOSAL AUTH-Heavy Construction Unadjusted Goal is 11.9%

FUND TYPE	TOTAL EXPENDITURES	TOTAL SPENT WITH NON-HUBS AMOUNT/%	TOTAL SPENT WITH **ADJ. HUBS 6.6% AMOUNT/%	TOTAL SPENT WITH *OTHER HUBS 5.3% AMOUNT/%	ASIAN PACIFIC AMOUNT/%	**ADJUSTED HUB GOAL 6.6% BLACK AMOUNT/%	HISPANIC AMOUNT/%	NATIVE AMERICAN AMOUNT/%	*OTHER HUB GOAL 5.3% WOMAN AMOUNT/%
-----------	--------------------	------------------------------------	--	--	------------------------	--	-------------------	--------------------------	--

T
N
S
-TC
C

526-TX LOW-LEVEL RAD WAST DISPOSAL AUTH-Building Construction Unadjusted Goal is 26.1%

FUND TYPE	TOTAL EXPENDITURES	TOTAL SPENT WITH NON-HUBS	TOTAL SPENT WITH **ADJ. HUBS 25.1%	TOTAL SPENT WITH *OTHER HUBS 0%	BLACK	**ADJUSTED HUB GOAL 25.1% HISPANIC	WOMAN	*OTHER HUB GOAL 1.0% ASIAN PACIFIC	NATIVE AMERICAN
-----------	--------------------	---------------------------	------------------------------------	---------------------------------	-------	---------------------------------------	-------	---------------------------------------	-----------------

T
N
S
-TC
C

526-TX LOW-LEVEL RAD WAST DISPOSAL AUTH-Special Trade Unadjusted Goal is 57.2%

FUND TYPE	TOTAL EXPENDITURES	TOTAL SPENT WITH NON-HUBS	TOTAL SPENT WITH **ADJ. HUBS 97.0%	TOTAL SPENT WITH *OTHER HUBS 0.2%	BLACK	**ADJUSTED HUB GOAL 47.0% HISPANIC	ASIAN PACIFIC	NATIVE AMERICAN	WOMAN
-----------	--------------------	---------------------------	------------------------------------	-----------------------------------	-------	---------------------------------------	---------------	-----------------	-------

T
N
S
-TC
C

526-TX LOW-LEVEL RAD WAST DISPOSAL AUTH-Professional Services Unadjusted Goal is 20.0%

FUND TYPE	TOTAL EXPENDITURES	TOTAL SPENT WITH NON-HUBS	TOTAL SPENT WITH **ADJ. HUBS 18.1%	TOTAL SPENT WITH *OTHER HUBS 1.9%	BLACK	**ADJUSTED HUB GOAL 18.1% HISPANIC	WOMAN	*OTHER HUB GOAL 1.9% ASIAN PACIFIC	NATIVE AMERICAN
-----------	--------------------	---------------------------	------------------------------------	-----------------------------------	-------	---------------------------------------	-------	---------------------------------------	-----------------

T
N
S
-TC
C

526-TX LOW-LEVEL RAD WAST DISPOSAL AUTH-Other Services Unadjusted Goal is 33.0%

FUND TYPE	TOTAL EXPENDITURES	TOTAL SPENT WITH NON-HUBS	TOTAL SPENT WITH **ADJ. HUBS 33.0%	ASIAN PACIFIC	**ADJUSTED HUB GOAL 33.0% BLACK	HISPANIC	NATIVE AMERICAN	WOMAN
-----------	--------------------	---------------------------	------------------------------------	---------------	------------------------------------	----------	-----------------	-------

T
N
S
-TC
C

526-TX LOW-LEVEL RAD WAST DISPOSAL AUTH-Commodity Purchasing Unadjusted Goal is 12.6%

FUND TYPE	TOTAL EXPENDITURES	TOTAL SPENT WITH NON-HUBS	TOTAL SPENT WITH **ADJ. HUBS 11.5%	TOTAL SPENT WITH *OTHER HUBS 1.1%	BLACK	**ADJUSTED HUB GOAL 11.5% HISPANIC	WOMAN	*OTHER HUB GOAL 1.1% ASIAN PACIFIC	NATIVE AMERICAN
-----------	--------------------	---------------------------	------------------------------------	-----------------------------------	-------	---------------------------------------	-------	---------------------------------------	-----------------

T
N
S
-TC
C

DB = DEBIT (NEGATIVE AMOUNT) * = OTHER HUBS ** = ADJUSTED HUBS *** = DOLLARS REPORTED BUT NOT SHOWN IN THESE COLUMNS. SEE COVER LETTER PARA. 4
T-TREASURY, N=NON-TREASURY, S-SUBCONTRACTOR FUNDS & PROCUREMENT CARD HUB PURCHASES, TC-TERM CONTRACT, C-CONSOLIDATED. SEE PAGE 4 OF HUB REPORT FOR FUND TYPE DESCRIPTION.

527-TEXAS CANCER COUNCIL-Heavy Construction Unadjusted Goal is 11.9%

FUND TYPE	TOTAL EXPENDITURES	TOTAL SPENT WITH NON-HUBS AMOUNT/%	TOTAL SPENT WITH **ADJ. HUBS 6.6% AMOUNT/%	TOTAL SPENT WITH *OTHER HUBS 5.3% AMOUNT/%	ASIAN PACIFIC AMOUNT/%	**ADJUSTED HUB GOAL 6.6% BLACK AMOUNT/%	HISPANIC AMOUNT/%	NATIVE AMERICAN AMOUNT/%	*OTHER HUB GOAL 5.3% WOMAN AMOUNT/%
-----------	--------------------	------------------------------------	--	--	------------------------	--	-------------------	--------------------------	--

T
N
S
-TC

C

527-TEXAS CANCER COUNCIL-Building Construction Unadjusted Goal is 26.1%

FUND TYPE	TOTAL EXPENDITURES	TOTAL SPENT WITH NON-HUBS	TOTAL SPENT WITH **ADJ. HUBS 25.1%	TOTAL SPENT WITH *OTHER HUBS 1.0%	BLACK	**ADJUSTED HUB GOAL 25.1% HISPANIC	WOMAN	*OTHER HUB GOAL 1.0% ASIAN PACIFIC	NATIVE AMERICAN
-----------	--------------------	---------------------------	------------------------------------	-----------------------------------	-------	---------------------------------------	-------	---------------------------------------	-----------------

T
N
S
-TC

C

527-TEXAS CANCER COUNCIL-Special Trade Unadjusted Goal is 57.2%

FUND TYPE	TOTAL EXPENDITURES	TOTAL SPENT WITH NON-HUBS	TOTAL SPENT WITH **ADJ. HUBS 47.0%	TOTAL SPENT WITH *OTHER HUBS 10.2%	BLACK	**ADJUSTED HUB GOAL 47.0% HISPANIC	ASIAN PACIFIC	NATIVE AMERICAN	WOMAN
-----------	--------------------	---------------------------	------------------------------------	------------------------------------	-------	---------------------------------------	---------------	-----------------	-------

T
N
S
-TC

C

527-TEXAS CANCER COUNCIL-Professional Services Unadjusted Goal is 20.0%

FUND TYPE	TOTAL EXPENDITURES	TOTAL SPENT WITH NON-HUBS	TOTAL SPENT WITH **ADJ. HUBS 18.1%	TOTAL SPENT WITH *OTHER HUBS 1.9%	BLACK	**ADJUSTED HUB GOAL 18.1% HISPANIC	WOMAN	*OTHER HUB GOAL 1.9% ASIAN PACIFIC	NATIVE AMERICAN
-----------	--------------------	---------------------------	------------------------------------	-----------------------------------	-------	---------------------------------------	-------	---------------------------------------	-----------------

T
N
S
-TC

C

527-TEXAS CANCER COUNCIL-Other Services Unadjusted Goal is 33.0%

FUND TYPE	TOTAL EXPENDITURES	TOTAL SPENT WITH NON-HUBS	TOTAL SPENT WITH **ADJ. HUBS 33.0%	ASIAN PACIFIC	BLACK	**ADJUSTED HUB GOAL 33.0% HISPANIC	NATIVE AMERICAN	WOMAN
-----------	--------------------	---------------------------	------------------------------------	---------------	-------	---------------------------------------	-----------------	-------

T
N
S
-TC

C

527-TEXAS CANCER COUNCIL-Commodity Purchasing Unadjusted Goal is 12.6%

FUND TYPE	TOTAL EXPENDITURES	TOTAL SPENT WITH NON-HUBS	TOTAL SPENT WITH **ADJ. HUBS 11.5%	TOTAL SPENT WITH *OTHER HUBS 1.1%	BLACK	**ADJUSTED HUB GOAL 11.5% HISPANIC	WOMAN	*OTHER HUB GOAL 1.1% ASIAN PACIFIC	NATIVE AMERICAN
-----------	--------------------	---------------------------	------------------------------------	-----------------------------------	-------	---------------------------------------	-------	---------------------------------------	-----------------

T
N
S
-TC

C

DB = DEBIT (NEGATIVE AMOUNT) * = OTHER HUBS ** = ADJUSTED HUBS *** = DOLLARS REPORTED BUT NOT SHOWN IN THESE COLUMNS. SEE COVER LETTER PARA. 4
T-TREASURY, N-NON-TREASURY, S-SUBCONTRACTOR FUNDS & PROCUREMENT CARD HUB PURCHASES, TC-TERM CONTRACT, C-CONSOLIDATED. SEE PAGE 4 OF HUB REPORT FOR FUND TYPE DESCRIPTION.

SECTION VII AGENCY EXPENDITURE SUMMARY DATA

529-HEALTH & HUMAN SERVICES COMMISSION-Heavy Construction Unadjusted Goal is 11.9%

FUND TYPE	TOTAL EXPENDITURES	TOTAL SPENT WITH NON-HUBS AMOUNT/%	TOTAL SPENT WITH **ADJ. HUBS 8.6% AMOUNT/%	TOTAL SPENT WITH *OTHER HUBS 5.3% AMOUNT/%	ASIAN PACIFIC AMOUNT/%	**ADJUSTED HUB GOAL 8.6% BLACK AMOUNT/%	HISPANIC AMOUNT/%	NATIVE AMERICAN AMOUNT/%	*OTHER HUB GOAL 5.3% WOMAN AMOUNT/%
-----------	--------------------	------------------------------------	--	--	------------------------	---	-------------------	--------------------------	-------------------------------------

T
N
S
-TC
C

529-HEALTH & HUMAN SERVICES COMMISSION-Building Construction Unadjusted Goal is 26.1%

FUND TYPE	TOTAL EXPENDITURES	TOTAL SPENT WITH NON-HUBS	TOTAL SPENT WITH **ADJ. HUBS 25.1%	TOTAL SPENT WITH *OTHER HUBS 1.0%	BLACK	**ADJUSTED HUB GOAL 26.1% HISPANIC	WOMAN	*OTHER HUB GOAL 1.0% ASIAN PACIFIC	NATIVE AMERICAN
-----------	--------------------	---------------------------	------------------------------------	-----------------------------------	-------	------------------------------------	-------	------------------------------------	-----------------

T
N
S
-TC
C

529-HEALTH & HUMAN SERVICES COMMISSION-Special Trade Unadjusted Goal is 57.2%

FUND TYPE	TOTAL EXPENDITURES	TOTAL SPENT WITH NON-HUBS	TOTAL SPENT WITH **ADJ. HUBS 47.0%	TOTAL SPENT WITH *OTHER HUBS 10.2%	BLACK	**ADJUSTED HUB GOAL 47.0% HISPANIC	ASIAN PACIFIC	NATIVE AMERICAN	WOMAN
-----------	--------------------	---------------------------	------------------------------------	------------------------------------	-------	------------------------------------	---------------	-----------------	-------

T
N
S
-TC
C

529-HEALTH & HUMAN SERVICES COMMISSION-Professional Services Unadjusted Goal is 20.0%

FUND TYPE	TOTAL EXPENDITURES	TOTAL SPENT WITH NON-HUBS	TOTAL SPENT WITH **ADJ. HUBS 19.1%	TOTAL SPENT WITH *OTHER HUBS 1.9%	BLACK	**ADJUSTED HUB GOAL 20.0% HISPANIC	WOMAN	*OTHER HUB GOAL 1.9% ASIAN PACIFIC	NATIVE AMERICAN
-----------	--------------------	---------------------------	------------------------------------	-----------------------------------	-------	------------------------------------	-------	------------------------------------	-----------------

T
N
S
-TC
C

529-HEALTH & HUMAN SERVICES COMMISSION-Other Services Unadjusted Goal is 33.0%

FUND TYPE	TOTAL EXPENDITURES	TOTAL SPENT WITH NON-HUBS	TOTAL SPENT WITH **ADJ. HUBS 33.0%	TOTAL SPENT WITH *OTHER HUBS 1.3%	ASIAN PACIFIC	BLACK	**ADJUSTED HUB GOAL 33.0% HISPANIC	NATIVE AMERICAN	WOMAN
-----------	--------------------	---------------------------	------------------------------------	-----------------------------------	---------------	-------	------------------------------------	-----------------	-------

T
N
S
-TC
C

529-HEALTH & HUMAN SERVICES COMMISSION-Commodity Purchasing Unadjusted Goal is 12.8%

FUND TYPE	TOTAL EXPENDITURES	TOTAL SPENT WITH NON-HUBS	TOTAL SPENT WITH **ADJ. HUBS 11.9%	TOTAL SPENT WITH *OTHER HUBS 1.3%	BLACK	**ADJUSTED HUB GOAL 12.8% HISPANIC	WOMAN	*OTHER HUB GOAL 1.1% ASIAN PACIFIC	NATIVE AMERICAN
-----------	--------------------	---------------------------	------------------------------------	-----------------------------------	-------	------------------------------------	-------	------------------------------------	-----------------

T
N
S
-TC
C

DB = DEBIT (NEGATIVE AMOUNT) * = OTHER HUBS ** = ADJUSTED HUBS *** = DOLLARS REPORTED BUT NOT SHOWN IN THESE COLUMNS. SEE COVER LETTER PARA. 4
T-TREASURY, N=NON-TREASURY, S-SUBCONTRACTOR FUNDS & PROCUREMENT CARD HUB PURCHASES, TC=TERM CONTRACT, C=CONSOLIDATED. SEE PAGE 4 OF HUB REPORT FOR FUND TYPE DESCRIPTION.

530-DEPT OF PROTECTIVE & REGULATORY SVCS-Heavy Construction Unadjusted Goal is 11.9%

FUND TYPE	TOTAL EXPENDITURES	TOTAL SPENT WITH NON-HUBS AMOUNT/%	TOTAL SPENT WITH **ADJ HUBS 8.6% AMOUNT/%	TOTAL SPENT WITH *OTHER HUBS 5.3% AMOUNT/%	ASIAN PACIFIC AMOUNT/%	**ADJUSTED HUB GOAL 8.6% BLACK AMOUNT/%	HISPANIC AMOUNT/%	NATIVE AMERICAN AMOUNT/%	*OTHER HUB GOAL 5.3% WOMAN AMOUNT/%
-----------	--------------------	------------------------------------	---	--	------------------------	--	-------------------	--------------------------	--

T
N
S
-TC

C

530-DEPT OF PROTECTIVE & REGULATORY SVCS-Building Construction Unadjusted Goal is 26.1%

FUND TYPE	TOTAL EXPENDITURES	TOTAL SPENT WITH NON-HUBS	TOTAL SPENT WITH **ADJ HUBS 25.1%	TOTAL SPENT WITH *OTHER HUBS 1.0%	BLACK	HISPANIC	WOMAN	*OTHER HUB GOAL 1.0% ASIAN PACIFIC	NATIVE AMERICAN
-----------	--------------------	---------------------------	-----------------------------------	-----------------------------------	-------	----------	-------	---------------------------------------	-----------------

T
N
S
-TC

C

530-DEPT OF PROTECTIVE & REGULATORY SVCS-Special Trade Unadjusted Goal is 57.2%

FUND TYPE	TOTAL EXPENDITURES	TOTAL SPENT WITH NON-HUBS	TOTAL SPENT WITH **ADJ HUBS 47.0%	TOTAL SPENT WITH *OTHER HUBS 10.2%	BLACK	HISPANIC	ASIAN PACIFIC	NATIVE AMERICAN	WOMAN
-----------	--------------------	---------------------------	-----------------------------------	------------------------------------	-------	----------	---------------	-----------------	-------

T
N
S
-TC

C

530-DEPT OF PROTECTIVE & REGULATORY SVCS-Professional Services Unadjusted Goal is 20.0%

FUND TYPE	TOTAL EXPENDITURES	TOTAL SPENT WITH NON-HUBS	TOTAL SPENT WITH **ADJ HUBS 18.1%	TOTAL SPENT WITH *OTHER HUBS 1.9%	BLACK	HISPANIC	WOMAN	*OTHER HUB GOAL 1.9% ASIAN PACIFIC	NATIVE AMERICAN
-----------	--------------------	---------------------------	-----------------------------------	-----------------------------------	-------	----------	-------	---------------------------------------	-----------------

T
N
S
-TC

C

530-DEPT OF PROTECTIVE & REGULATORY SVCS-Other Services Unadjusted Goal is 33.0%

FUND TYPE	TOTAL EXPENDITURES	TOTAL SPENT WITH NON-HUBS	TOTAL SPENT WITH **ADJ HUBS 33.0%	ASIAN PACIFIC	BLACK	HISPANIC	NATIVE AMERICAN	WOMAN
-----------	--------------------	---------------------------	-----------------------------------	---------------	-------	----------	-----------------	-------

T
N
S
-TC

C

530-DEPT OF PROTECTIVE & REGULATORY SVCS-Commodity Purchasing Unadjusted Goal is 12.6%

FUND TYPE	TOTAL EXPENDITURES	TOTAL SPENT WITH NON-HUBS	TOTAL SPENT WITH **ADJ HUBS 11.5%	TOTAL SPENT WITH *OTHER HUBS 1.1%	BLACK	HISPANIC	WOMAN	*OTHER HUB GOAL 1.1% ASIAN PACIFIC	NATIVE AMERICAN
-----------	--------------------	---------------------------	-----------------------------------	-----------------------------------	-------	----------	-------	---------------------------------------	-----------------

T
N
S
-TC

C

DB = DEBIT (NEGATIVE AMOUNT) * = OTHER HUBS ** = ADJUSTED HUBS *** = DOLLARS REPORTED BUT NOT SHOWN IN THESE COLUMNS. SEE COVER LETTER PARA. 4
T=TREASURY, N=NON-TREASURY, S=SUBCONTRACTOR FUNDS & PROCUREMENT CARD HUB PURCHASES, TC=TERM CONTRACT, C=CONSOLIDATED. SEE PAGE 4 OF HUB REPORT FOR FUND TYPE DESCRIPTION.

FUND TYPE	TOTAL EXPENDITURES	TOTAL SPENT WITH NON-HUBS AMOUNT/%	532-COUNCIL ON EARLY CHILDHOOD		INTERVENT-Heavy Construction Unadjusted Goal is 11.9%					*OTHER HUB GOAL 5.3% WOMAN AMOUNT/%
			TOTAL SPENT WITH **ADJ. HUBS 6.6% AMOUNT/%	TOTAL SPENT WITH *OTHER HUBS 5.3% AMOUNT/%	ASIAN PACIFIC AMOUNT/%	BLACK AMOUNT/%	HISPANIC AMOUNT/%	NATIVE AMERICAN AMOUNT/%		

T
N
S
-TC
C

FUND TYPE	TOTAL EXPENDITURES	TOTAL SPENT WITH NON-HUBS	532-COUNCIL ON EARLY CHILDHOOD		INTERVENT-Building Construction Unadjusted Goal is 26.1%			*OTHER HUB GOAL 1.0%	
			TOTAL SPENT WITH **ADJ. HUBS 25.1%	TOTAL SPENT WITH *OTHER HUBS 1.0%	BLACK	HISPANIC	WOMAN	ASIAN PACIFIC	NATIVE AMERICAN

T
N
S
-TC
C

FUND TYPE	TOTAL EXPENDITURES	TOTAL SPENT WITH NON-HUBS	532-COUNCIL ON EARLY CHILDHOOD		INTERVENT-Special Trade Unadjusted Goal is 57.2%				
			TOTAL SPENT WITH **ADJ. HUBS 47.0%	TOTAL SPENT WITH *OTHER HUBS 10.2%	BLACK	HISPANIC	ASIAN PACIFIC	NATIVE AMERICAN	WOMAN

T
N
S
-TC
C

FUND TYPE	TOTAL EXPENDITURES	TOTAL SPENT WITH NON-HUBS	532-COUNCIL ON EARLY CHILDHOOD		INTERVENT-Professional Services Unadjusted Goal is 20.0%				
			TOTAL SPENT WITH **ADJ. HUBS 18.1%	TOTAL SPENT WITH *OTHER HUBS 1.9%	BLACK	HISPANIC	WOMAN	ASIAN PACIFIC	NATIVE AMERICAN

T
N
S
-TC
C

FUND TYPE	TOTAL EXPENDITURES	TOTAL SPENT WITH NON-HUBS	532-COUNCIL ON EARLY CHILDHOOD		INTERVENT-Other Services Unadjusted Goal is 33.0%				
			TOTAL SPENT WITH **ADJ. HUBS 33.0%	TOTAL SPENT WITH *OTHER HUBS 1.9%	ASIAN PACIFIC	BLACK	HISPANIC	NATIVE AMERICAN	WOMAN

T
N
S
-TC
C

FUND TYPE	TOTAL EXPENDITURES	TOTAL SPENT WITH NON-HUBS	532-COUNCIL ON EARLY CHILDHOOD		INTERVENT-Commodity Purchasing Unadjusted Goal is 12.6%				
			TOTAL SPENT WITH **ADJ. HUBS 11.5%	TOTAL SPENT WITH *OTHER HUBS 1.1%	BLACK	HISPANIC	WOMAN	ASIAN PACIFIC	NATIVE AMERICAN

T
N
S
-TC
C

DB = DEBIT (NEGATIVE AMOUNT) * = OTHER HUBS ** = ADJUSTED HUBS *** = DOLLARS REPORTED BUT NOT SHOWN IN THESE COLUMNS. SEE COVER LETTER PARA. 4
T-TREASURY, N=NON-TREASURY, S=SUBCONTRACTOR FUNDS & PROCUREMENT CARD HUB PURCHASES, TC-TERM CONTRACT, C-CONSOLIDATED. SEE PAGE 4 OF HUB REPORT FOR FUND TYPE DESCRIPTION.

533-EXEC CNCL OF PHYSICAL & OCC THERAPY-Heavy Construction Unadjusted Goal is 11.9%

FUND TYPE	TOTAL EXPENDITURES	TOTAL SPENT WITH NON-HUBS AMOUNT/%	TOTAL SPENT WITH **ADJ. HUBS 8.6% AMOUNT/%	TOTAL SPENT WITH *OTHER HUBS 5.3% AMOUNT/%	ASIAN PACIFIC AMOUNT/%	**ADJUSTED HUB GOAL 8.6% BLACK AMOUNT/%	HISPANIC AMOUNT/%	NATIVE AMERICAN AMOUNT/%	*OTHER HUB GOAL 5.3% WOMAN AMOUNT/%
-----------	--------------------	------------------------------------	--	--	------------------------	---	-------------------	--------------------------	-------------------------------------

T
N
S
-TC
C

533-EXEC CNCL OF PHYSICAL & OCC THERAPY-Building Construction Unadjusted Goal is 26.1%

FUND TYPE	TOTAL EXPENDITURES	TOTAL SPENT WITH NON-HUBS	TOTAL SPENT WITH **ADJ. HUBS 25.1%	TOTAL SPENT WITH *OTHER HUBS 1.0%	BLACK	**ADJUSTED HUB GOAL 25.1% HISPANIC	WOMAN	*OTHER HUB GOAL 1.0% ASIAN PACIFIC	NATIVE AMERICAN
-----------	--------------------	---------------------------	------------------------------------	-----------------------------------	-------	------------------------------------	-------	------------------------------------	-----------------

T
N
S
-TC
C

533-EXEC CNCL OF PHYSICAL & OCC THERAPY-Special Trade Unadjusted Goal is 57.2%

FUND TYPE	TOTAL EXPENDITURES	TOTAL SPENT WITH NON-HUBS	TOTAL SPENT WITH **ADJ. HUBS 47.0%	TOTAL SPENT WITH *OTHER HUBS 10.2%	BLACK	**ADJUSTED HUB GOAL 47.0% HISPANIC	ASIAN PACIFIC	NATIVE AMERICAN	WOMAN
-----------	--------------------	---------------------------	------------------------------------	------------------------------------	-------	------------------------------------	---------------	-----------------	-------

T
N
S
-TC
C

533-EXEC CNCL OF PHYSICAL & OCC THERAPY-Professional Services Unadjusted Goal is 20.0%

FUND TYPE	TOTAL EXPENDITURES	TOTAL SPENT WITH NON-HUBS	TOTAL SPENT WITH **ADJ. HUBS 18.1%	TOTAL SPENT WITH *OTHER HUBS 1.9%	BLACK	**ADJUSTED HUB GOAL 18.1% HISPANIC	WOMAN	*OTHER HUB GOAL 1.9% ASIAN PACIFIC	NATIVE AMERICAN
-----------	--------------------	---------------------------	------------------------------------	-----------------------------------	-------	------------------------------------	-------	------------------------------------	-----------------

T
N
S
-TC
C

533-EXEC CNCL OF PHYSICAL & OCC THERAPY-Other Services Unadjusted Goal is 33.0%

FUND TYPE	TOTAL EXPENDITURES	TOTAL SPENT WITH NON-HUBS	TOTAL SPENT WITH **ADJ. HUBS 33.0%	ASIAN PACIFIC	BLACK	**ADJUSTED HUB GOAL 33.0% HISPANIC	NATIVE AMERICAN	WOMAN
-----------	--------------------	---------------------------	------------------------------------	---------------	-------	------------------------------------	-----------------	-------

T
N
S
-TC
C

533-EXEC CNCL OF PHYSICAL & OCC THERAPY-Commodity Purchasing Unadjusted Goal is 12.6%

FUND TYPE	TOTAL EXPENDITURES	TOTAL SPENT WITH NON-HUBS	TOTAL SPENT WITH **ADJ. HUBS 11.5%	TOTAL SPENT WITH *OTHER HUBS 1.1%	BLACK	**ADJUSTED HUB GOAL 11.5% HISPANIC	WOMAN	*OTHER HUB GOAL 1.1% ASIAN PACIFIC	NATIVE AMERICAN
-----------	--------------------	---------------------------	------------------------------------	-----------------------------------	-------	------------------------------------	-------	------------------------------------	-----------------

T
N
S
-TC
C

DB = DEBIT (NEGATIVE AMOUNT) * = OTHER HUBS ** = ADJUSTED HUBS *** = DOLLARS REPORTED BUT NOT SHOWN IN THESE COLUMNS. SEE COVER LETTER PARA. 4
T-TREASURY, N-NON-TREASURY, S-SUBCONTRACTOR FUNDS & PROCUREMENT CARD HUB PURCHASES, TC-TERM CONTRACT, C-CONSOLIDATED. SEE PAGE 4 OF HUB REPORT FOR FUND TYPE DESCRIPTION.

551-DEPARTMENT OF AGRICULTURE-Heavy Construction Unadjusted Goal is 11.9%

FUND TYPE	TOTAL EXPENDITURES	TOTAL SPENT WITH NON-HUBS AMOUNT/%	TOTAL SPENT WITH **ADJ. HUBS 6.6% AMOUNT/%	TOTAL SPENT WITH *OTHER HUBS 5.3% AMOUNT/%	ASIAN PACIFIC AMOUNT/%	BLACK AMOUNT/%	HISPANIC AMOUNT/%	NATIVE AMERICAN AMOUNT/%	*OTHER HUB GOAL 5.3% WOMAN AMOUNT/%
-----------	--------------------	------------------------------------	--	--	------------------------	----------------	-------------------	--------------------------	-------------------------------------

T
N
S
-TC

C

551-DEPARTMENT OF AGRICULTURE-Building Construction Unadjusted Goal is 26.1%

FUND TYPE	TOTAL EXPENDITURES	TOTAL SPENT WITH NON-HUBS	TOTAL SPENT WITH **ADJ. HUBS 25.1%	TOTAL SPENT WITH *OTHER HUBS 1.0%	BLACK	HISPANIC	WOMAN	*OTHER HUB GOAL 1.0% ASIAN PACIFIC NATIVE AMERICAN
-----------	--------------------	---------------------------	------------------------------------	-----------------------------------	-------	----------	-------	--

T
N
S
-TC

C

551-DEPARTMENT OF AGRICULTURE-Special Trade Unadjusted Goal is 57.2%

FUND TYPE	TOTAL EXPENDITURES	TOTAL SPENT WITH NON-HUBS	TOTAL SPENT WITH **ADJ. HUBS 47.0%	TOTAL SPENT WITH *OTHER HUBS 10.2%	BLACK	HISPANIC	ASIAN PACIFIC	NATIVE AMERICAN	WOMAN
-----------	--------------------	---------------------------	------------------------------------	------------------------------------	-------	----------	---------------	-----------------	-------

T
N
S
-TC

C \$4,284 \$4,284/100 %

551-DEPARTMENT OF AGRICULTURE-Professional Services Unadjusted Goal is 20.0%

FUND TYPE	TOTAL EXPENDITURES	TOTAL SPENT WITH NON-HUBS	TOTAL SPENT WITH **ADJ. HUBS 16.1%	TOTAL SPENT WITH *OTHER HUBS 3.9%	BLACK	HISPANIC	WOMAN	*OTHER HUB GOAL 1.9% ASIAN PACIFIC NATIVE AMERICAN
-----------	--------------------	---------------------------	------------------------------------	-----------------------------------	-------	----------	-------	--

T
N
S
-TC

C \$158,367 \$141,962/89.6% \$16,405/10.3%

551-DEPARTMENT OF AGRICULTURE-Other Services Unadjusted Goal is 33.0%

FUND TYPE	TOTAL EXPENDITURES	TOTAL SPENT WITH NON-HUBS	TOTAL SPENT WITH **ADJ. HUBS 33.0%	ASIAN PACIFIC	BLACK	HISPANIC	NATIVE AMERICAN	WOMAN
-----------	--------------------	---------------------------	------------------------------------	---------------	-------	----------	-----------------	-------

T
N
S
-TC

C \$2,095,872 \$2,000,887/95.4% \$95,285/4.54% \$13,805/.658% \$6,614/.315% \$31,861/1.52% \$389/.018% \$42,614/2.03%

551-DEPARTMENT OF AGRICULTURE-Commodity Purchasing Unadjusted Goal is 12.6%

FUND TYPE	TOTAL EXPENDITURES	TOTAL SPENT WITH NON-HUBS	TOTAL SPENT WITH **ADJ. HUBS 11.5%	TOTAL SPENT WITH *OTHER HUBS 1.1%	BLACK	HISPANIC	WOMAN	*OTHER HUB GOAL 1.1% ASIAN PACIFIC NATIVE AMERICAN
-----------	--------------------	---------------------------	------------------------------------	-----------------------------------	-------	----------	-------	--

T
N
S
-TC

C \$1,947,640 \$1,678,562/86.1% \$187,013/8.57% \$102,064/5.24% \$8,799/.451% \$78,003/4.00% \$80,210/4.11% \$88,518/5.10% \$2,545/.130%

DB = DEBIT (NEGATIVE AMOUNT) * = OTHER HUBS ** = ADJUSTED HUBS *** = DOLLARS REPORTED BUT NOT SHOWN IN THESE COLUMNS. SEE COVER LETTER PARA. 4
T-TREASURY, N-NON-TREASURY, S-SUBCONTRACTOR FUNDS & PROCUREMENT CARD HUB PURCHASES, TC-TERM CONTRACT, C-CONSOLIDATED. SEE PAGE 4 OF HUB REPORT FOR FUND TYPE DESCRIPTION.

554-ANIMAL HEALTH COMMISSION-Heavy Construction Unadjusted Goal is 11.8%
**ADJUSTED HUB GOAL 6.6%

FUND TYPE	TOTAL EXPENDITURES	TOTAL SPENT WITH NON-HUBS AMOUNT/%	TOTAL SPENT WITH **ADJ. HUBS 6.6% AMOUNT/%	TOTAL SPENT WITH *OTHER HUBS 6.3% AMOUNT/%	ASIAN PACIFIC AMOUNT/%	BLACK AMOUNT/%	HISPANIC AMOUNT/%	NATIVE AMERICAN AMOUNT/%	*OTHER HUB GOAL 6.3% WOMAN AMOUNT/%
-----------	--------------------	------------------------------------	--	--	------------------------	----------------	-------------------	--------------------------	-------------------------------------

T
N
S
-TC

C

554-ANIMAL HEALTH COMMISSION-Building Construction Unadjusted Goal is 26.1%
**ADJUSTED HUB GOAL 25.1%

FUND TYPE	TOTAL EXPENDITURES	TOTAL SPENT WITH NON-HUBS	TOTAL SPENT WITH **ADJ. HUBS 25.1%	TOTAL SPENT WITH *OTHER HUBS 1.0%	BLACK	HISPANIC	WOMAN	*OTHER HUB GOAL 1.0% ASIAN PACIFIC NATIVE AMERICAN
-----------	--------------------	---------------------------	------------------------------------	-----------------------------------	-------	----------	-------	--

T
N
S
-TC

C

554-ANIMAL HEALTH COMMISSION-Special Trade Unadjusted Goal is 57.2%
**ADJUSTED HUB GOAL 47.0%

FUND TYPE	TOTAL EXPENDITURES	TOTAL SPENT WITH NON-HUBS	TOTAL SPENT WITH **ADJ. HUBS 47.0%	TOTAL SPENT WITH *OTHER HUBS 10.2%	BLACK	HISPANIC	ASIAN PACIFIC	NATIVE AMERICAN	WOMAN
-----------	--------------------	---------------------------	------------------------------------	------------------------------------	-------	----------	---------------	-----------------	-------

T
N
S
-TC

C

554-ANIMAL HEALTH COMMISSION-Professional Services Unadjusted Goal is 20.0%
**ADJUSTED HUB GOAL 18.1%

FUND TYPE	TOTAL EXPENDITURES	TOTAL SPENT WITH NON-HUBS	TOTAL SPENT WITH **ADJ. HUBS 18.1%	TOTAL SPENT WITH *OTHER HUBS 1.8%	BLACK	HISPANIC	WOMAN	*OTHER HUB GOAL 1.8% ASIAN PACIFIC NATIVE AMERICAN
-----------	--------------------	---------------------------	------------------------------------	-----------------------------------	-------	----------	-------	--

T
N
S
-TC

C

554-ANIMAL HEALTH COMMISSION-Other Services Unadjusted Goal is 33.0%
**ADJUSTED HUB GOAL 31.0%

FUND TYPE	TOTAL EXPENDITURES	TOTAL SPENT WITH NON-HUBS	TOTAL SPENT WITH **ADJ. HUBS 33.0%	ASIAN PACIFIC	BLACK	HISPANIC	NATIVE AMERICAN	WOMAN
-----------	--------------------	---------------------------	------------------------------------	---------------	-------	----------	-----------------	-------

T
N
S
-TC

C

554-ANIMAL HEALTH COMMISSION-Commodity Purchasing Unadjusted Goal is 12.6%
**ADJUSTED HUB GOAL 11.5%

FUND TYPE	TOTAL EXPENDITURES	TOTAL SPENT WITH NON-HUBS	TOTAL SPENT WITH **ADJ. HUBS 11.5%	TOTAL SPENT WITH *OTHER HUBS 1.1%	BLACK	HISPANIC	WOMAN	*OTHER HUB GOAL 1.1% ASIAN PACIFIC NATIVE AMERICAN
-----------	--------------------	---------------------------	------------------------------------	-----------------------------------	-------	----------	-------	--

T
N
S
-TC

C

DB = DEBIT (NEGATIVE AMOUNT) * = OTHER HUBS ** = ADJUSTED HUBS *** = DOLLARS REPORTED BUT NOT SHOWN IN THESE COLUMNS. SEE COVER LETTER PARA. 4
T-TREASURY, N-NON-TREASURY, S-SUBCONTRACTOR FUNDS & PROCUREMENT CARD HUB PURCHASES, TC-TERM CONTRACT, C-CONSOLIDATED. SEE PAGE 4 OF HUB REPORT FOR FUND TYPE DESCRIPTION.

555-TX AGRICULTURAL EXTENSION SERVICE-Heavy Construction Unadjusted Goal is 11.9%

FUND TYPE	TOTAL EXPENDITURES	TOTAL SPENT WITH NON-HUBS AMOUNT/%	TOTAL SPENT WITH **ADJ. HUBS 6.6% AMOUNT/%	TOTAL SPENT WITH *OTHER HUBS 5.3% AMOUNT/%	ASIAN PACIFIC AMOUNT/%	BLACK AMOUNT/%	HISPANIC AMOUNT/%	NATIVE AMERICAN AMOUNT/%	*OTHER HUB GOAL 5.3% WOMAN AMOUNT/%
-----------	--------------------	------------------------------------	--	--	------------------------	----------------	-------------------	--------------------------	-------------------------------------

T
N
S
-TC
C

555-TX AGRICULTURAL EXTENSION SERVICE-Building Construction Unadjusted Goal is 26.1%

FUND TYPE	TOTAL EXPENDITURES	TOTAL SPENT WITH NON-HUBS	TOTAL SPENT WITH **ADJ. HUBS 25.1%	TOTAL SPENT WITH *OTHER HUBS 1.0%	BLACK	HISPANIC	WOMAN	*OTHER HUB GOAL 1.0% ASIAN PACIFIC NATIVE AMERICAN
-----------	--------------------	---------------------------	------------------------------------	-----------------------------------	-------	----------	-------	--

T
N
S
-TC
C

555-TX AGRICULTURAL EXTENSION SERVICE-Special Trade Unadjusted Goal is 57.2%

FUND TYPE	TOTAL EXPENDITURES	TOTAL SPENT WITH NON-HUBS	TOTAL SPENT WITH **ADJ. HUBS 47.0%	TOTAL SPENT WITH *OTHER HUBS 10.2%	BLACK	HISPANIC	ASIAN PACIFIC	NATIVE AMERICAN	WOMAN
-----------	--------------------	---------------------------	------------------------------------	------------------------------------	-------	----------	---------------	-----------------	-------

T
N
S
-TC
C

555-TX AGRICULTURAL EXTENSION SERVICE-Professional Services Unadjusted Goal is 20.0%

FUND TYPE	TOTAL EXPENDITURES	TOTAL SPENT WITH NON-HUBS	TOTAL SPENT WITH **ADJ. HUBS 18.1%	TOTAL SPENT WITH *OTHER HUBS 1.9%	BLACK	HISPANIC	WOMAN	*OTHER HUB GOAL 1.9% ASIAN PACIFIC NATIVE AMERICAN
-----------	--------------------	---------------------------	------------------------------------	-----------------------------------	-------	----------	-------	--

T
N
S
-TC
C

555-TX AGRICULTURAL EXTENSION SERVICE-Other Services Unadjusted Goal is 33.0%

FUND TYPE	TOTAL EXPENDITURES	TOTAL SPENT WITH NON-HUBS	TOTAL SPENT WITH **ADJ. HUBS 33.0%	ASIAN PACIFIC	BLACK	HISPANIC	NATIVE AMERICAN	WOMAN
-----------	--------------------	---------------------------	------------------------------------	---------------	-------	----------	-----------------	-------

T
N
S
-TC
C

555-TX AGRICULTURAL EXTENSION SERVICE-Commodity Purchasing Unadjusted Goal is 12.6%

FUND TYPE	TOTAL EXPENDITURES	TOTAL SPENT WITH NON-HUBS	TOTAL SPENT WITH **ADJ. HUBS 11.5%	TOTAL SPENT WITH *OTHER HUBS 1.1%	BLACK	HISPANIC	WOMAN	*OTHER HUB GOAL 1.1% ASIAN PACIFIC NATIVE AMERICAN
-----------	--------------------	---------------------------	------------------------------------	-----------------------------------	-------	----------	-------	--

T
N
S
-TC
C

DR = DEBIT (NEGATIVE AMOUNT) * = OTHER HUBS ** = ADJUSTED HUBS *** = DOLLARS REPORTED BUT NOT SHOWN IN THESE COLUMNS. SEE COVER LETTER PARA. 4
T=TREASURY, N=NON-TREASURY, S=SUBCONTRACTOR FUNDS & PROCUREMENT CARD HUB PURCHASES, TC=TERM CONTRACT, C=CONSOLIDATED. SEE PAGE 4 OF HUB REPORT FOR FUND TYPE DESCRIPTION.

FUND TYPE	TOTAL EXPENDITURES	TOTAL SPENT WITH NON-HUBS AMOUNT/%	556-TX AGRICULTURAL EXPERIMENT		STATION-Heavy Construction Unadjusted Goal is 11.9%				*OTHER HUB GOAL 5.3% WOMAN AMOUNT/%
			TOTAL SPENT WITH **ADJ. HUBS 6.6% AMOUNT/%	TOTAL SPENT WITH *OTHER HUBS 5.3% AMOUNT/%	ASIAN PACIFIC AMOUNT/%	**ADJUSTED HUB GOAL 6.6% BLACK AMOUNT/%	HISPANIC AMOUNT/%	NATIVE AMERICAN AMOUNT/%	
T	\$2,897	\$2,897/100 %							
N	\$22,124	\$22,124/100 %							
S									
TC									
C	\$24,822	\$24,822/100 %							

FUND TYPE	TOTAL EXPENDITURES	TOTAL SPENT WITH NON-HUBS	556-TX AGRICULTURAL EXPERIMENT		STATION-Building Construction Unadjusted Goal is 26.1%			*OTHER HUB GOAL 1.0% ASIAN PACIFIC NATIVE AMERICAN
			TOTAL SPENT WITH **ADJ. HUBS 25.1%	TOTAL SPENT WITH *OTHER HUBS 1.0%	BLACK	**ADJUSTED HUB GOAL 26.1% HISPANIC	WOMAN	
T	\$2,240	\$2,240/100 %						
N	\$76,230	\$24,236/31.7 %	\$51,994/68.2 %				\$51,994/68.2 %	
S								
TC								
C	\$78,470	\$28,476/33.7 %	\$51,994/66.2 %				\$51,994/66.2 %	

FUND TYPE	TOTAL EXPENDITURES	TOTAL SPENT WITH NON-HUBS	556-TX AGRICULTURAL EXPERIMENT		STATION-Special Trade Unadjusted Goal is 57.2%				
			TOTAL SPENT WITH **ADJ. HUBS 47.0%	TOTAL SPENT WITH *OTHER HUBS 10.2%	BLACK	HISPANIC	ASIAN PACIFIC	NATIVE AMERICAN	WOMAN
T	\$37,088	\$36,745/99.0 %	\$60/.161%	\$282/.761%					\$282/.761%
N	\$4,002,889	\$3,958,493/98.8 %	\$24,836/.620%	\$19,560/.488%			\$24,836/.620%		\$19,560/.488%
S									
TC									
C	\$4,039,978	\$3,995,239/98.8 %	\$24,896/.616%	\$19,842/.481%			\$24,896/.616%		\$19,842/.481%

FUND TYPE	TOTAL EXPENDITURES	TOTAL SPENT WITH NON-HUBS	556-TX AGRICULTURAL EXPERIMENT		STATION-Professional Services Unadjusted Goal is 20.0%			
			TOTAL SPENT WITH **ADJ. HUBS 18.1%	TOTAL SPENT WITH *OTHER HUBS 1.8%	BLACK	**ADJUSTED HUB GOAL 18.1% HISPANIC	WOMAN	*OTHER HUB GOAL 1.9% ASIAN PACIFIC NATIVE AMERICAN
T	\$37,554	\$37,554/100 %						
N								
S								
TC								
C	\$37,554	\$37,554/100 %						

FUND TYPE	TOTAL EXPENDITURES	TOTAL SPENT WITH NON-HUBS	556-TX AGRICULTURAL EXPERIMENT		STATION-Other Services Unadjusted Goal is 33.0%					
			TOTAL SPENT WITH **ADJ. HUBS 33.0%	TOTAL SPENT WITH *OTHER HUBS 1.1%	ASIAN PACIFIC	BLACK	**ADJUSTED HUB GOAL 33.0% HISPANIC	NATIVE AMERICAN	WOMAN	
T	\$740,125	\$687,309/92.8 %	\$52,815/7.13%						\$46,846/6.30%	
N	\$4,545,191	\$4,433,504/97.5 %	\$111,686/2.45%				\$111,686/2.45%		\$55,813/1.22%	
S										
TC	\$80,254	\$49,864/98.8 %	\$590/1.17%						\$590/1.17%	
C	\$5,235,061	\$5,071,149/96.8 %	\$163,911/3.13%				\$630/.012%	\$409/.007%	\$61,004/1.18%	\$101,868/1.94%

FUND TYPE	TOTAL EXPENDITURES	TOTAL SPENT WITH NON-HUBS	556-TX AGRICULTURAL EXPERIMENT		STATION-Commodity Purchasing Unadjusted Goal is 12.6%						
			TOTAL SPENT WITH **ADJ. HUBS 11.5%	TOTAL SPENT WITH *OTHER HUBS 1.1%	BLACK	**ADJUSTED HUB GOAL 11.5% HISPANIC	WOMAN	*OTHER HUB GOAL 1.1% ASIAN PACIFIC NATIVE AMERICAN			
T	\$3,782,255	\$3,537,239/93.5 %	\$224,877/6.84%	\$20,138/.532%					\$17,896/.475%		
N	\$12,556,508	\$12,146,182/98.7 %	\$381,140/3.03%	\$29,183/.232%			\$54,503/.434%	\$60,947/.485%	\$265,689/2.11%		
S											
TC	\$253,821	\$248,124/98.1 %	\$4,414/1.73%	\$282/.111%			\$278/.108%		\$4,138/1.63%		
C	\$16,084,940	\$15,434,296/95.9 %	\$601,603/3.74%	\$49,040/.304%			\$60,826/.378%	\$124,204/.772%	\$416,572/2.56%	\$46,898/.291%	\$2,142/.013%

DB = DEBIT (NEGATIVE AMOUNT) * = OTHER HUBS ** = ADJUSTED HUBS *** = DOLLARS REPORTED BUT NOT SHOWN IN THESE COLUMNS. SEE COVER LETTER PARA. 4
T=TREASURY, N=NON-TREASURY, S=SUBCONTRACTOR FUNDS & PROCUREMENT CARD HUB PURCHASES, TC=TERM CONTRACT, C=CONSOLIDATED. SEE PAGE 4 OF HUB REPORT FOR FUND TYPE DESCRIPTION.

557-TX VETERINARY MED DIAGNOSTIC LAB-Heavy Construction Unadjusted Goal is 11.9%

FUND TYPE	TOTAL EXPENDITURES	TOTAL SPENT WITH NON-HUBS AMOUNT/%	TOTAL SPENT WITH **ADJ. HUBS 6.6% AMOUNT/%	TOTAL SPENT WITH *OTHER HUBS 5.3% AMOUNT/%	**ADJUSTED HUB GOAL 6.6%				*OTHER HUB GOAL 6.3% WDMAN AMOUNT/%
					ASIAN PACIFIC AMOUNT/%	BLACK AMOUNT/%	HISPANIC AMOUNT/%	NATIVE AMERICAN AMOUNT/%	

T
N
S
-TC
C

557-TX VETERINARY MED DIAGNOSTIC LAB-Building Construction Unadjusted Goal is 26.1%

FUND TYPE	TOTAL EXPENDITURES	TOTAL SPENT WITH NON-HUBS	TOTAL SPENT WITH **ADJ. HUBS 25.1%	TOTAL SPENT WITH *OTHER HUBS 1.0%	**ADJUSTED HUB GOAL 25.1%			*OTHER HUB GOAL 1.0%	
					BLACK	HISPANIC	WOMAN	ASIAN PACIFIC	NATIVE AMERICAN

T
N
S
-TC
C

557-TX VETERINARY MED DIAGNOSTIC LAB-Special Trade Unadjusted Goal is 57.2%

FUND TYPE	TOTAL EXPENDITURES	TOTAL SPENT WITH NON-HUBS	TOTAL SPENT WITH **ADJ. HUBS 47.0%	TOTAL SPENT WITH *OTHER HUBS 10.2%	**ADJUSTED HUB GOAL 47.0%		*OTHER HUB GOAL 10.2%		
					BLACK	HISPANIC	ASIAN PACIFIC	NATIVE AMERICAN	WOMAN

T
N
S
-TC
C

557-TX VETERINARY MED DIAGNOSTIC LAB-Professional Services Unadjusted Goal is 29.0%

FUND TYPE	TOTAL EXPENDITURES	TOTAL SPENT WITH NON-HUBS	TOTAL SPENT WITH **ADJ. HUBS 18.1%	TOTAL SPENT WITH *OTHER HUBS 1.9%	**ADJUSTED HUB GOAL 18.1%			*OTHER HUB GOAL 1.9%	
					BLACK	HISPANIC	WOMAN	ASIAN PACIFIC	NATIVE AMERICAN

T
N
S
-TC
C

557-TX VETERINARY MED DIAGNOSTIC LAB-Other Services Unadjusted Goal is 33.0%

FUND TYPE	TOTAL EXPENDITURES	TOTAL SPENT WITH NON-HUBS	TOTAL SPENT WITH **ADJ. HUBS 33.0%	**ADJUSTED HUB GOAL 33.0%				
				ASIAN PACIFIC	BLACK	HISPANIC	NATIVE AMERICAN	WOMAN

T
N
S
-TC
C

557-TX VETERINARY MED DIAGNOSTIC LAB-Commodity Purchasing Unadjusted Goal is 12.6%

FUND TYPE	TOTAL EXPENDITURES	TOTAL SPENT WITH NON-HUBS	TOTAL SPENT WITH **ADJ. HUBS 11.5%	TOTAL SPENT WITH *OTHER HUBS 1.1%	**ADJUSTED HUB GOAL 11.5%			*OTHER HUB GOAL 1.1%	
					BLACK	HISPANIC	WOMAN	ASIAN PACIFIC	NATIVE AMERICAN

T
N
S
-TC
C

DB = DEBIT (NEGATIVE AMOUNT) * = OTHER HUBS ** = ADJUSTED HUBS *** = DOLLARS REPORTED BUT NOT SHOWN IN THESE COLUMNS. SEE COVER LETTER PARA. 4
T=TREASURY, N=NON-TREASURY, S=SUBCONTRACTOR FUNDS & PROCUREMENT CARD HUB PURCHASES, TC=TERM CONTRACT, C=CONSOLIDATED. SEE PAGE 4 OF HUB REPORT FOR FUND TYPE DESCRIPTION.

576-TEXAS FOREST SERVICE-Heavy Construction Unadjusted Goal is 11.8%

FUND TYPE	TOTAL EXPENDITURES	TOTAL SPENT WITH NON-HUBS AMOUNT/%	TOTAL SPENT WITH **ADJ. HUBS 6.6% AMOUNT/%	TOTAL SPENT WITH *OTHER HUBS 5.3% AMOUNT/%	**ADJUSTED HUB GOAL 6.6%				*OTHER HUB GOAL 5.3% WOMAN AMOUNT/%
					ASIAN PACIFIC AMOUNT/%	BLACK AMOUNT/%	HISPANIC AMOUNT/%	NATIVE AMERICAN AMOUNT/%	
T									
N	\$3,430	\$3,430/100 %							
S									
TC									
C	\$3,430	\$3,430/100 %							

576-TEXAS FOREST SERVICE-Building Construction Unadjusted Goal is 26.1%

FUND TYPE	TOTAL EXPENDITURES	TOTAL SPENT WITH NON-HUBS	TOTAL SPENT WITH **ADJ. HUBS 25.1% AMOUNT/%	TOTAL SPENT WITH *OTHER HUBS 1.0% AMOUNT/%	**ADJUSTED HUB GOAL 25.1%			*OTHER HUB GOAL 1.0%	
					BLACK	HISPANIC	WOMAN	ASIAN PACIFIC	NATIVE AMERICAN
T									
N	\$176,814	\$164,079/92.7%	\$12,735/7.20%			\$12,735/7.20%			
S									
TC									
C	\$176,814	\$164,079/92.7%	\$12,735/7.20%			\$12,735/7.20%			

576-TEXAS FOREST SERVICE-Special Trade Unadjusted Goal is 57.2%

FUND TYPE	TOTAL EXPENDITURES	TOTAL SPENT WITH NON-HUBS	TOTAL SPENT WITH **ADJ. HUBS 47.0% AMOUNT/%	TOTAL SPENT WITH *OTHER HUBS 10.2% AMOUNT/%	**ADJUSTED HUB GOAL 47.0%		*OTHER HUB GOAL 10.2%		
					BLACK	HISPANIC	ASIAN PACIFIC	NATIVE AMERICAN	WOMAN
T									
N	\$180,315	\$180,303/99.9%				\$11/.005%			
S	\$16,448	\$16,448/100 %							
TC									
C	\$196,763	\$196,752/99.9%				\$11/.005%			\$11/.005%

576-TEXAS FOREST SERVICE-Professional Services Unadjusted Goal is 20.0%

FUND TYPE	TOTAL EXPENDITURES	TOTAL SPENT WITH NON-HUBS	TOTAL SPENT WITH **ADJ. HUBS 18.1% AMOUNT/%	TOTAL SPENT WITH *OTHER HUBS 1.9% AMOUNT/%	**ADJUSTED HUB GOAL 18.1%			*OTHER HUB GOAL 1.9%	
					BLACK	HISPANIC	WOMAN	ASIAN PACIFIC	NATIVE AMERICAN
T									
N	\$11,983	\$11,983/100 %							
S									
TC									
C	\$11,983	\$11,983/100 %							

576-TEXAS FOREST SERVICE-Other Services Unadjusted Goal is 33.0%

FUND TYPE	TOTAL EXPENDITURES	TOTAL SPENT WITH NON-HUBS	TOTAL SPENT WITH **ADJ. HUBS 33.0% AMOUNT/%	TOTAL SPENT WITH *OTHER HUBS 1.1% AMOUNT/%	**ADJUSTED HUB GOAL 33.0%				
					ASIAN PACIFIC	BLACK	HISPANIC	NATIVE AMERICAN	WOMAN
T									
N	\$117,684	\$114,085/96.9%	\$3,598/3.05%				\$40/.034%		\$3,557/3.02%
N	\$1,504,480	\$1,489,799/97.6%	\$34,681/2.30%				\$26,259/1.74%		\$6,431/.560%
S									
TC	\$4,485	\$4,485/100 %							
C	\$1,617,688	\$1,579,399/97.6%	\$38,288/2.36%				\$26,299/1.62%		\$11,988/.741%

576-TEXAS FOREST SERVICE-Commodity Purchasing Unadjusted Goal is 12.6%

FUND TYPE	TOTAL EXPENDITURES	TOTAL SPENT WITH NON-HUBS	TOTAL SPENT WITH **ADJ. HUBS 11.5% AMOUNT/%	TOTAL SPENT WITH *OTHER HUBS 1.1% AMOUNT/%	**ADJUSTED HUB GOAL 11.5%			*OTHER HUB GOAL 1.1%	
					BLACK	HISPANIC	WOMAN	ASIAN PACIFIC	NATIVE AMERICAN
T									
N	\$1,005,093	\$960,335/95.5%	\$38,844/3.96%		\$1,913/.190%	\$10,949/1.08%	\$27,021/2.68%		\$4,873/.484%
N	\$2,350,467	\$2,286,723/97.2%	\$63,201/2.68%		\$8,802/.374%	\$14,050/.597%	\$40,346/1.71%		\$542/.023%
S									
TC	\$501,875	\$500,597/99.7%	\$1,278/.254%				\$1,278/.254%		
C	\$2,853,685	\$2,748,461/96.2%	\$101,807/3.56%		\$10,715/.375%	\$24,999/.876%	\$66,092/2.31%		\$5,416/.189%

DB = DEBIT (NEGATIVE AMOUNT) * = OTHER HUBS ** = ADJUSTED HUBS *** = DOLLARS REPORTED, BUT NOT SHOWN IN THESE COLUMNS. SEE COVER LETTER PARA. 4
T=TREASURY, N=NON-TREASURY, S=SUBCONTRACTOR FUNDS & PROCUREMENT CARD HUB PURCHASES, TC=TERM CONTRACT, C=CONSOLIDATED. SEE PAGE 4 OF HUB REPORT FOR FUND TYPE DESCRIPTION.

577-TX WILDLIFE DAMAGE MGMT SERVICES-Heavy Construction Unadjusted Goal is 11.9%

FUND TYPE	TOTAL EXPENDITURES	TOTAL SPENT WITH NON-HUBS AMOUNT/%	TOTAL SPENT WITH **ADJ. HUBS 6.6% AMOUNT/%	TOTAL SPENT WITH *OTHER HUBS 5.3% AMOUNT/%	ASIAN PACIFIC AMOUNT/%	BLACK AMOUNT/%	HISPANIC AMOUNT/%	NATIVE AMERICAN AMOUNT/%	*OTHER HUB GOAL 5.3% WOMAN AMOUNT/%
T									
N									
S									
TC									
C									

577-TX WILDLIFE DAMAGE MGMT SERVICES-building Construction Unadjusted Goal is 26.1%

FUND TYPE	TOTAL EXPENDITURES	TOTAL SPENT WITH NON-HUBS	TOTAL SPENT WITH **ADJ. HUBS 25.1% AMOUNT/%	TOTAL SPENT WITH *OTHER HUBS 1.0% AMOUNT/%	BLACK	HISPANIC	WOMAN	*OTHER HUB GOAL 1.0% ASIAN PACIFIC NATIVE AMERICAN
T								
N								
S								
TC								
C								

577-TX WILDLIFE DAMAGE MGMT SERVICES-Special Trade Unadjusted Goal is 57.2%

FUND TYPE	TOTAL EXPENDITURES	TOTAL SPENT WITH NON-HUBS	TOTAL SPENT WITH **ADJ. HUBS 47.0% AMOUNT/%	TOTAL SPENT WITH *OTHER HUBS 10.2% AMOUNT/%	BLACK	HISPANIC	ASIAN PACIFIC	NATIVE AMERICAN	WOMAN
T									
N									
S									
TC									
C									

577-TX WILDLIFE DAMAGE MGMT SERVICES-Professional Services Unadjusted Goal is 20.0%

FUND TYPE	TOTAL EXPENDITURES	TOTAL SPENT WITH NON-HUBS	TOTAL SPENT WITH **ADJ. HUBS 18.1% AMOUNT/%	TOTAL SPENT WITH *OTHER HUBS 1.9% AMOUNT/%	BLACK	HISPANIC	WOMAN	*OTHER HUB GOAL 1.9% ASIAN PACIFIC NATIVE AMERICAN
T	\$459	\$458/100 %						
N	\$342	\$342/100 %						
S								
TC								
C	\$801	\$801/100 %						

577-TX WILDLIFE DAMAGE MGMT SERVICES-Other Services Unadjusted Goal is 33.0%

FUND TYPE	TOTAL EXPENDITURES	TOTAL SPENT WITH NON-HUBS	TOTAL SPENT WITH **ADJ. HUBS 33.0% AMOUNT/%	TOTAL SPENT WITH *OTHER HUBS 1.1% AMOUNT/%	ASIAN PACIFIC	BLACK	HISPANIC	NATIVE AMERICAN	WOMAN
T	\$30,315	\$29,852/98.4 %	\$463/1.52 %				\$463/1.52 %		
N	\$833	\$884/103.3 %	\$139/16.6 %						\$139/16.6 %
S									
TC									
C	\$31,149	\$30,547/98.0 %	\$602/1.93 %				\$463/1.48 %		\$139/4.48 %

577-TX WILDLIFE DAMAGE MGMT SERVICES-Commodity Purchasing Unadjusted Goal is 12.6%

FUND TYPE	TOTAL EXPENDITURES	TOTAL SPENT WITH NON-HUBS	TOTAL SPENT WITH **ADJ. HUBS 11.5% AMOUNT/%	TOTAL SPENT WITH *OTHER HUBS 1.1% AMOUNT/%	BLACK	HISPANIC	WOMAN	*OTHER HUB GOAL 1.1% ASIAN PACIFIC NATIVE AMERICAN
T	\$87,616	\$84,266/96.1 %	\$3,350/3.82 %		\$866/9.89 %	\$845/1.01 %	\$1,598/1.82 %	
N	\$20,002	\$20,002/100 %						
S								
TC	\$15,648	\$15,648/100 %						
C	\$91,970	\$88,520/96.3 %	\$3,350/3.64 %		\$866/9.42 %	\$845/9.62 %	\$1,598/1.73 %	

DB = DEBIT (NEGATIVE AMOUNT) * = OTHER HUBS ** = ADJUSTED HUBS *** = DOLLARS REPORTED BUT NOT SHOWN IN THESE COLUMNS. SEE COVER LETTER PARA. 4
T=TREASURY, N=NON-TREASURY, S=SUBCONTRACTOR FUNDS & PROCUREMENT CARD HUB PURCHASES, TC=TERM CONTRACT, C=CONSOLIDATED. SEE PAGE 4 OF HUB REPORT FOR FUND TYPE DESCRIPTION.

578-BOARD OF VETERINARY MED EXAMINERS-Heavy Construction Unadjusted Goal is 11.9%

FUND TYPE	TOTAL EXPENDITURES	TOTAL SPENT WITH NON-HUBS AMOUNT/%	TOTAL SPENT WITH **ADJ. HUBS 6.6% AMOUNT/%	TOTAL SPENT WITH *OTHER HUBS 5.3% AMOUNT/%	ASIAN PACIFIC AMOUNT/%	**ADJUSTED HUB GOAL 6.6% BLACK AMOUNT/%	HISPANIC AMOUNT/%	NATIVE AMERICAN AMOUNT/%	*OTHER HUB GOAL 5.3% WOMAN AMOUNT/%
T									
N									
S									
-TC									
C									

578-BOARD OF VETERINARY MED EXAMINERS-Building Construction Unadjusted Goal is 26.1%

FUND TYPE	TOTAL EXPENDITURES	TOTAL SPENT WITH NON-HUBS	TOTAL SPENT WITH **ADJ. HUBS 25.1%	TOTAL SPENT WITH *OTHER HUBS 1.0%	BLACK	**ADJUSTED HUB GOAL 25.1% HISPANIC	WOMAN	*OTHER HUB GOAL 1.0% ASIAN PACIFIC	NATIVE AMERICAN
T									
N									
S									
-TC									
C									

578-BOARD OF VETERINARY MED EXAMINERS-Special Trade Unadjusted Goal is 57.2%

FUND TYPE	TOTAL EXPENDITURES	TOTAL SPENT WITH NON-HUBS	TOTAL SPENT WITH **ADJ. HUBS 47.0%	TOTAL SPENT WITH *OTHER HUBS 10.2%	BLACK	**ADJUSTED HUB GOAL 47.0% HISPANIC	ASIAN PACIFIC	NATIVE AMERICAN	WOMAN
T									
N									
S									
-TC									
C									

578-BOARD OF VETERINARY MED EXAMINERS-Professional Services Unadjusted Goal is 20.0%

FUND TYPE	TOTAL EXPENDITURES	TOTAL SPENT WITH NON-HUBS	TOTAL SPENT WITH **ADJ. HUBS 18.1%	TOTAL SPENT WITH *OTHER HUBS 1.9%	BLACK	**ADJUSTED HUB GOAL 18.1% HISPANIC	WOMAN	*OTHER HUB GOAL 1.9% ASIAN PACIFIC	NATIVE AMERICAN
T	\$601	\$601/100 %							
N									
S									
-TC									
C	\$601	\$601/100 %							

578-BOARD OF VETERINARY MED EXAMINERS-Other Services Unadjusted Goal is 33.0%

FUND TYPE	TOTAL EXPENDITURES	TOTAL SPENT WITH NON-HUBS	TOTAL SPENT WITH **ADJ. HUBS 33.0%	ASIAN PACIFIC	BLACK	**ADJUSTED HUB GOAL 33.0% HISPANIC	NATIVE AMERICAN	WOMAN
T	\$48,727	\$40,975/82.3%	\$8,752/17.6%	\$1,868/3.75%		\$150/.301%		\$6,733/13.5%
N								
S								
-TC	\$1,037	\$1,037/100 %						
C	\$48,690	\$39,936/82.0%	\$8,752/17.9%	\$1,868/3.83%		\$150/.308%		\$6,733/13.8%

578-BOARD OF VETERINARY MED EXAMINERS-Commodity Purchasing Unadjusted Goal is 12.5%

FUND TYPE	TOTAL EXPENDITURES	TOTAL SPENT WITH NON-HUBS	TOTAL SPENT WITH **ADJ. HUBS 11.5%	TOTAL SPENT WITH *OTHER HUBS 1.1%	BLACK	**ADJUSTED HUB GOAL 11.5% HISPANIC	WOMAN	*OTHER HUB GOAL 1.1% ASIAN PACIFIC	NATIVE AMERICAN
T	\$92,118	\$77,468/84.1%	\$10,281/11.1%	\$4,347/4.71%	\$9,733/10.5%	\$342/.372%	\$204/.222%	\$4,347/4.71%	
N									
S									
-TC	\$373	\$373/100 %							
C	\$91,744	\$77,115/84.0%	\$10,281/11.2%	\$4,347/4.73%	\$9,733/10.6%	\$342/.373%	\$204/.223%	\$4,347/4.73%	

DB = DEBIT (NEGATIVE AMOUNT) * = OTHER HUBS ** = ADJUSTED HUBS *** = DOLLARS REPORTED BUT NOT SHOWN IN THESE COLUMNS. SEE COVER LETTER PARA. 4
T-TREASURY, N=NON-TREASURY, S=SUBCONTRACTOR FUNDS & PROCUREMENT CARD HUB PURCHASES, TC=TERM CONTRACT, C=CONSOLIDATED. SEE PAGE 4 OF HUB REPORT FOR FUND TYPE DESCRIPTION.

579-RIO GRANDE COMPACT COMMISSION-Heavy Construction Unadjusted Goal is 11.9%

FUND TYPE	TOTAL EXPENDITURES	TOTAL SPENT WITH NON-HUBS AMOUNT/%	TOTAL SPENT WITH **ADJ. HUBS 6.6% AMOUNT/%	TOTAL SPENT WITH *OTHER HUBS 5.3% AMOUNT/%	ASIAN PACIFIC AMOUNT/%	**ADJUSTED HUB GOAL 6.6% BLACK AMOUNT/%	HISPANIC AMOUNT/%	NATIVE AMERICAN AMOUNT/%	*OTHER HUB GOAL 5.3% WOMAN AMOUNT/%
T									
N									
S									
-TC									
C									

579-RIO GRANDE COMPACT COMMISSION-Building Construction Unadjusted Goal is 26.1%

FUND TYPE	TOTAL EXPENDITURES	TOTAL SPENT WITH NON-HUBS	TOTAL SPENT WITH **ADJ. HUBS 25.1%	TOTAL SPENT WITH *OTHER HUBS 1.0%	BLACK	**ADJUSTED HUB GOAL 25.1% HISPANIC	WOMAN	*OTHER HUB GOAL 1.0% ASIAN PACIFIC	NATIVE AMERICAN
T									
N									
S									
-TC									
C									

579-RIO GRANDE COMPACT COMMISSION-Special Trade Unadjusted Goal is 57.2%

FUND TYPE	TOTAL EXPENDITURES	TOTAL SPENT WITH NON-HUBS	TOTAL SPENT WITH **ADJ. HUBS 47.0%	TOTAL SPENT WITH *OTHER HUBS 10.2%	BLACK	**ADJUSTED HUB GOAL 47.0% HISPANIC	ASIAN PACIFIC	*OTHER HUB GOAL 10.2% NATIVE AMERICAN	WOMAN
T									
N									
S									
-TC									
C									

579-RIO GRANDE COMPACT COMMISSION-Professional Services Unadjusted Goal is 20.0%

FUND TYPE	TOTAL EXPENDITURES	TOTAL SPENT WITH NON-HUBS	TOTAL SPENT WITH **ADJ. HUBS 18.1%	TOTAL SPENT WITH *OTHER HUBS 1.9%	BLACK	**ADJUSTED HUB GOAL 18.1% HISPANIC	WOMAN	*OTHER HUB GOAL 1.9% ASIAN PACIFIC	NATIVE AMERICAN
T									
N									
S									
-TC									
C									

579-RIO GRANDE COMPACT COMMISSION-Other Services Unadjusted Goal is 33.0%

FUND TYPE	TOTAL EXPENDITURES	TOTAL SPENT WITH NON-HUBS	TOTAL SPENT WITH **ADJ. HUBS 33.0%	ASIAN PACIFIC	BLACK	**ADJUSTED HUB GOAL 33.0% HISPANIC	NATIVE AMERICAN	WOMAN
T	\$1,932	\$1,354/70.1%	\$577/29.8%			\$577/29.8%		
N								
S								
-TC								
C	\$1,932	\$1,354/70.1%	\$577/29.8%			\$577/29.8%		

579-RIO GRANDE COMPACT COMMISSION-Commodity Purchasing Unadjusted Goal is 12.6%

FUND TYPE	TOTAL EXPENDITURES	TOTAL SPENT WITH NON-HUBS	TOTAL SPENT WITH **ADJ. HUBS 11.5%	TOTAL SPENT WITH *OTHER HUBS 1.1%	BLACK	**ADJUSTED HUB GOAL 11.5% HISPANIC	WOMAN	*OTHER HUB GOAL 1.1% ASIAN PACIFIC	NATIVE AMERICAN
T	\$2,129	\$2,129/100%							
N									
S									
-TC	\$1,285	\$1,285/100%							
C	\$844	\$844/100%							

DB = DEBIT (NEGATIVE AMOUNT) * = OTHER HUBS ** = ADJUSTED HUBS *** = DOLLARS REPORTED BUT NOT SHOWN IN THESE COLUMNS. SEE COVER LETTER PARA. 4
T=TREASURY, N=NON-TREASURY, S=SUBCONTRACTOR FUNDS & PROCUREMENT CARD HUB PURCHASES, TC=TERM CONTRACT, C=CONSOLIDATED. SEE PAGE 4 OF HUB REPORT FOR FUND TYPE DESCRIPTION.

580-TEXAS WATER DEVELOPMENT BOARD-Heavy Construction Unadjusted Goal is 11.9%

FUND TYPE	TOTAL EXPENDITURES	TOTAL SPENT WITH NON-HUBS AMOUNT/%	TOTAL SPENT WITH **ADJ. HUBS 6.6% AMOUNT/%	TOTAL SPENT WITH *OTHER HUBS 5.3% AMOUNT/%	ASIAN PACIFIC AMOUNT/%	BLACK AMOUNT/%	HISPANIC AMOUNT/%	NATIVE AMERICAN AMOUNT/%	*OTHER HUB GOAL 5.3% WOMAN AMOUNT/%
T									
N									
S									
-TC									
C									

580-TEXAS WATER DEVELOPMENT BOARD-Building Construction Unadjusted Goal is 25.1%

FUND TYPE	TOTAL EXPENDITURES	TOTAL SPENT WITH NON-HUBS	TOTAL SPENT WITH **ADJ. HUBS 25.1%	TOTAL SPENT WITH *OTHER HUBS 1.0%	BLACK	HISPANIC	WOMAN	ASIAN PACIFIC	NATIVE AMERICAN
T									
N									
S									
-TC									
C									

580-TEXAS WATER DEVELOPMENT BOARD-Special Trade Unadjusted Goal is 57.2%

FUND TYPE	TOTAL EXPENDITURES	TOTAL SPENT WITH NON-HUBS	TOTAL SPENT WITH **ADJ. HUBS 47.0%	TOTAL SPENT WITH *OTHER HUBS 10.2%	BLACK	HISPANIC	ASIAN PACIFIC	NATIVE AMERICAN	WOMAN
T	\$405			\$405/100%					\$405/100%
N									
S									
-TC									
C	\$405			\$405/100%					\$405/100%

580-TEXAS WATER DEVELOPMENT BOARD-Professional Services Unadjusted Goal is 20.0%

FUND TYPE	TOTAL EXPENDITURES	TOTAL SPENT WITH NON-HUBS	TOTAL SPENT WITH **ADJ. HUBS 18.1%	TOTAL SPENT WITH *OTHER HUBS 1.9%	BLACK	HISPANIC	WOMAN	ASIAN PACIFIC	NATIVE AMERICAN
T	\$518,075	\$507,590/97.9%	\$10,385/2.00%				\$10,385/2.00%		
N									
S									
-TC									
C	\$518,075	\$507,590/97.9%	\$10,385/2.00%				\$10,385/2.00%		

580-TEXAS WATER DEVELOPMENT BOARD-Other Services Unadjusted Goal is 33.0%

FUND TYPE	TOTAL EXPENDITURES	TOTAL SPENT WITH NON-HUBS	TOTAL SPENT WITH **ADJ. HUBS 33.0%	TOTAL SPENT WITH *OTHER HUBS 1.1%	ASIAN PACIFIC	BLACK	HISPANIC	NATIVE AMERICAN	WOMAN
T	\$1,023,981	\$977,168/95.4%	\$46,794/4.56%		\$108/.010%	\$15/.001%	\$30,552/2.98%		\$15,118/1.57%
N									
S	***	***	\$17,750/2.82%			\$17,750/2.82%			
-TC	\$40,942	\$40,060/97.8%	\$881/2.15%						\$881/2.15%
C	\$983,019	\$937,105/95.3%	\$83,863/8.47%		\$108/.011%	\$17,765/1.80%	\$30,552/3.10%		\$15,237/1.55%

580-TEXAS WATER DEVELOPMENT BOARD-Commodity Purchasing Unadjusted Goal is 12.6%

FUND TYPE	TOTAL EXPENDITURES	TOTAL SPENT WITH NON-HUBS	TOTAL SPENT WITH **ADJ. HUBS 11.5%	TOTAL SPENT WITH *OTHER HUBS 1.1%	BLACK	HISPANIC	WOMAN	ASIAN PACIFIC	NATIVE AMERICAN
T	\$1,331,321	\$1,042,097/78.2%	\$111,651/8.36%	\$177,572/13.3%	\$16,828/1.26%	\$2,439/.183%	\$82,383/6.93%		\$177,572/13.3%
N									
S									
-TC	\$207,092	\$206,501/99.7%	\$590/.285%				\$590/.285%		
C	\$1,124,229	\$835,596/74.3%	\$111,060/9.87%	\$177,572/15.7%	\$16,828/1.49%	\$2,439/.217%	\$91,792/8.16%		\$177,572/15.7%

DB = DEBIT (NEGATIVE AMOUNT) * = OTHER HUBS ** = ADJUSTED HUBS *** = DOLLARS REPORTED BUT NOT SHOWN IN THESE COLUMNS. SEE COVER LETTER PARA. 4
T=TREASURY, N=NON-TREASURY, S=SUBCONTRACTOR FUNDS & PROCUREMENT CARD HUB PURCHASES, TC=TERM CONTRACT, C=CONSOLIDATED. SEE PAGE 4 OF HUB REPORT FOR FUND TYPE DESCRIPTION.

FUND TYPE	TOTAL EXPENDITURES	TOTAL SPENT WITH NON-HUBS AMOUNT/%	582-NATURAL RESOURCE CONSERVATION COMM.-Heavy Construction Unadjusted Goal is 11.9%		**ADJUSTED HUB GOAL 6.6%				*OTHER HUB GOAL 5.3% WOMAN AMOUNT/%
			TOTAL SPENT WITH **ADJ. HUBS 6.6% AMOUNT/%	TOTAL SPENT WITH *OTHER HUBS 5.3% AMOUNT/%	ASIAN PACIFIC AMOUNT/%	BLACK AMOUNT/%	HISPANIC AMOUNT/%	NATIVE AMERICAN AMOUNT/%	

T									
N									
S									
TC									
C									

FUND TYPE	TOTAL EXPENDITURES	TOTAL SPENT WITH NON-HUBS	582-NATURAL RESOURCE CONSERVATION COMM.-Building Construction Unadjusted Goal is 26.1%		**ADJUSTED HUB GOAL 25.1%			*OTHER HUB GOAL 1.0%	
			TOTAL SPENT WITH **ADJ. HUBS 25.1%	TOTAL SPENT WITH *OTHER HUBS 1.0%	BLACK	HISPANIC	WOMAN	ASIAN PACIFIC	NATIVE AMERICAN

T	\$490	\$490/100%							
N									
S									
TC									
C	\$490	\$490/100%							

FUND TYPE	TOTAL EXPENDITURES	TOTAL SPENT WITH NON-HUBS	582-NATURAL RESOURCE CONSERVATION COMM.-Special Trade Unadjusted Goal is 57.2%		**ADJUSTED HUB GOAL 47.0%		*OTHER HUB GOAL 10.2%		
			TOTAL SPENT WITH **ADJ. HUBS 47.0%	TOTAL SPENT WITH *OTHER HUBS 10.2%	BLACK	HISPANIC	ASIAN PACIFIC	NATIVE AMERICAN	WOMAN

T	\$363,794	\$252,479/72.1%	\$78,959/21.7%	\$22,355/6.14%		\$78,959/21.7%			\$22,355/6.14%
N									
S									
TC	\$87,280	\$10,274/11.7%	\$76,985/88.2%			\$76,985/88.2%			
C	\$276,514	\$252,205/81.2%	\$1,873/7.13%	\$22,355/8.08%		\$1,873/7.13%			\$22,355/8.08%

FUND TYPE	TOTAL EXPENDITURES	TOTAL SPENT WITH NON-HUBS	582-NATURAL RESOURCE CONSERVATION COMM.-Professional Services Unadjusted Goal is 20.0%		**ADJUSTED HUB GOAL 18.1%		*OTHER HUB GOAL 1.5%		
			TOTAL SPENT WITH **ADJ. HUBS 18.1%	TOTAL SPENT WITH *OTHER HUBS 1.5%	BLACK	HISPANIC	WOMAN	ASIAN PACIFIC	NATIVE AMERICAN

T	\$10,445,871	\$10,413,585/99.6%	\$31,866/3.06%			\$31,866/3.06%			
N									
S	***	***	\$1,213,309/11.6%	\$190,866/1.83%	\$55,188/5.31%	\$783,472/7.54%	\$374,647/3.60%	\$184,810/1.76%	\$6,056/0.58%
TC									
C	\$10,445,871	\$10,413,685/99.6%	\$1,245,295/11.9%	\$190,866/1.82%	\$55,188/5.28%	\$783,472/7.50%	\$406,633/3.89%	\$184,810/1.76%	\$6,056/0.58%

FUND TYPE	TOTAL EXPENDITURES	TOTAL SPENT WITH NON-HUBS	582-NATURAL RESOURCE CONSERVATION COMM.-Other Services Unadjusted Goal is 33.0%		**ADJUSTED HUB GOAL 33.0%				
			TOTAL SPENT WITH **ADJ. HUBS 33.0%	TOTAL SPENT WITH *OTHER HUBS 1.1%	ASIAN PACIFIC	BLACK	HISPANIC	NATIVE AMERICAN	WOMAN

T	\$45,637,314	\$40,070,394/87.8%	\$5,566,819/12.1%		\$1,050,176/2.30%	\$96,920/2.12%	\$1,708,538/3.74%		\$2,711,284/5.94%
N									
S	***	***	\$1,842,565/5.38%	\$53,138/1.40%	\$116,395/3.40%	\$3,482/0.10%	\$579,586/1.69%		\$1,143,100/3.34%
TC	\$3,781,371	\$3,728,231/98.6%	\$53,138/1.40%		\$5/0.00%	\$16/0.00%	\$846/0.22%		\$52,273/1.38%
C	\$41,855,943	\$36,342,163/86.8%	\$7,356,345/17.5%		\$1,166,567/2.78%	\$100,267/2.39%	\$2,287,280/5.46%		\$3,602,111/9.08%

FUND TYPE	TOTAL EXPENDITURES	TOTAL SPENT WITH NON-HUBS	582-NATURAL RESOURCE CONSERVATION COMM.-Commodity Purchasing Unadjusted Goal is 12.6%		**ADJUSTED HUB GOAL 11.5%			*OTHER HUB GOAL 1.1%	
			TOTAL SPENT WITH **ADJ. HUBS 11.5%	TOTAL SPENT WITH *OTHER HUBS 1.1%	BLACK	HISPANIC	WOMAN	ASIAN PACIFIC	NATIVE AMERICAN

T	\$15,216,660	\$10,084,620/66.2%	\$1,285,614/8.44%	\$3,845,425/25.2%		\$53,385/3.50%	\$651,718/4.28%	\$580,510/3.81%	\$3,838,633/25.2%
N									
S									
TC	\$2,350,390	\$2,260,211/96.1%	\$83,639/3.55%	\$5,539/2.78%		\$1,167/0.49%	\$10,282/4.37%	\$72,188/3.07%	\$5,026/2.13%
C	\$12,865,269	\$7,824,408/60.8%	\$1,201,975/9.34%	\$3,838,885/29.8%		\$52,216/4.05%	\$641,435/4.98%	\$508,321/3.95%	\$3,833,607/29.7%

DB = DEBIT (NEGATIVE AMOUNT) * = OTHER HUBS ** = ADJUSTED HUBS *** = DOLLARS REPORTED BUT NOT SHOWN IN THESE COLUMNS. SEE COVER LETTER PARA. 4
T-TREASURY, N=NON-TREASURY, S-SUBCONTRACTOR FUNDS & PROCUREMENT CARD HUB PURCHASES, TC-TERM CONTRACT, C-CONSOLIDATED. SEE PAGE 4 OF HUB REPORT FOR FUND TYPE DESCRIPTION.

583-SABINE RIVER COMPACT ADMINISTRATION-Heavy Construction Unadjusted Goal is 11.5%

FUND TYPE	TOTAL EXPENDITURES	TOTAL SPENT WITH NON-HUBS AMOUNT/%	TOTAL SPENT WITH **ADJ. HUBS 6.6% AMOUNT/%	TOTAL SPENT WITH *OTHER HUBS 5.3% AMOUNT/%	ASIAN PACIFIC AMOUNT/%	BLACK AMOUNT/%	HISPANIC AMOUNT/%	NATIVE AMERICAN AMOUNT/%	*OTHER HUB GOAL 5.3% WOMAN AMOUNT/%
-----------	--------------------	------------------------------------	--	--	------------------------	----------------	-------------------	--------------------------	-------------------------------------

T
N
S
-TC

C

583-SABINE RIVER COMPACT ADMINISTRATION-Building Construction Unadjusted Goal is 26.1%

FUND TYPE	TOTAL EXPENDITURES	TOTAL SPENT WITH NON-HUBS	TOTAL SPENT WITH **ADJ. HUBS 25.1%	TOTAL SPENT WITH *OTHER HUBS 1.0%	BLACK	HISPANIC	WOMAN	ASIAN PACIFIC	NATIVE AMERICAN	*OTHER HUB GOAL 1.0%
-----------	--------------------	---------------------------	------------------------------------	-----------------------------------	-------	----------	-------	---------------	-----------------	----------------------

T
N
S
-TC

C

583-SABINE RIVER COMPACT ADMINISTRATION-Special Trade Unadjusted Goal is 57.2%

FUND TYPE	TOTAL EXPENDITURES	TOTAL SPENT WITH NON-HUBS	TOTAL SPENT WITH **ADJ. HUBS 47.0%	TOTAL SPENT WITH *OTHER HUBS 10.2%	BLACK	HISPANIC	ASIAN PACIFIC	NATIVE AMERICAN	WOMAN	*OTHER HUB GOAL 10.2%
-----------	--------------------	---------------------------	------------------------------------	------------------------------------	-------	----------	---------------	-----------------	-------	-----------------------

T
N
S
-TC

C

583-SABINE RIVER COMPACT ADMINISTRATION-Professional Services Unadjusted Goal is 20.0%

FUND TYPE	TOTAL EXPENDITURES	TOTAL SPENT WITH NON-HUBS	TOTAL SPENT WITH **ADJ. HUBS 18.1%	TOTAL SPENT WITH *OTHER HUBS 1.9%	BLACK	HISPANIC	WOMAN	ASIAN PACIFIC	NATIVE AMERICAN	*OTHER HUB GOAL 1.9%
-----------	--------------------	---------------------------	------------------------------------	-----------------------------------	-------	----------	-------	---------------	-----------------	----------------------

T
N
S
-TC

C

583-SABINE RIVER COMPACT ADMINISTRATION-Other Services Unadjusted Goal is 33.0%

FUND TYPE	TOTAL EXPENDITURES	TOTAL SPENT WITH NON-HUBS	TOTAL SPENT WITH **ADJ. HUBS 33.0%	ASIAN PACIFIC	BLACK	HISPANIC	NATIVE AMERICAN	WOMAN
-----------	--------------------	---------------------------	------------------------------------	---------------	-------	----------	-----------------	-------

T
N
S
-TC

C

583-SABINE RIVER COMPACT ADMINISTRATION-Commodity Purchasing Unadjusted Goal is 12.6%

FUND TYPE	TOTAL EXPENDITURES	TOTAL SPENT WITH NON-HUBS	TOTAL SPENT WITH **ADJ. HUBS 11.5%	TOTAL SPENT WITH *OTHER HUBS 1.1%	BLACK	HISPANIC	WOMAN	ASIAN PACIFIC	NATIVE AMERICAN	*OTHER HUB GOAL 1.1%
-----------	--------------------	---------------------------	------------------------------------	-----------------------------------	-------	----------	-------	---------------	-----------------	----------------------

T
N
S
-TC

C

DB = DEBIT (NEGATIVE AMOUNT) * = OTHER HUBS ** = ADJUSTED HUBS *** = DOLLARS REPORTED BUT NOT SHOWN IN THESE COLUMNS. SEE COVER LETTER PARA. 4
T-TREASURY, N-NON-TREASURY, S-SUBCONTRACTOR FUNDS & PROCUREMENT CARD HUB PURCHASES, TC-TERM CONTRACT, C-CONSOLIDATED. SEE PAGE 4 OF HUB REPORT FOR FUND TYPE DESCRIPTION.

SECTION VII AGENCY EXPENDITURE SUMMARY DATA

FUND TYPE	TOTAL EXPENDITURES	TOTAL SPENT WITH NON-HUBS AMOUNT/%	592-SOIL & WATER CONSERVATION BOARD-Heavy Construction Unadjusted Goal is 11.9%		**ADJUSTED HUB GOAL 8.6%				*OTHER HUB GOAL 5.3% WOMAN AMOUNT/%
			TOTAL SPENT WITH **ADJ. HUBS 5.6%	TOTAL SPENT WITH *OTHER HUBS 5.3%	ASIAN PACIFIC AMOUNT/%	BLACK AMOUNT/%	HISPANIC AMOUNT/%	NATIVE AMERICAN AMOUNT/%	

T
N
S
-TC

C

FUND TYPE	TOTAL EXPENDITURES	TOTAL SPENT WITH NON-HUBS	592-SOIL & WATER CONSERVATION BOARD-Building Construction Unadjusted Goal is 26.1%		**ADJUSTED HUB GOAL 25.1%			*OTHER HUB GOAL 1.0%	
			TOTAL SPENT WITH **ADJ. HUBS 25.1%	TOTAL SPENT WITH *OTHER HUBS 1.0%	BLACK	HISPANIC	WOMAN	ASIAN PACIFIC	NATIVE AMERICAN

T
N
S
-TC

C

FUND TYPE	TOTAL EXPENDITURES	TOTAL SPENT WITH NON-HUBS	592-SOIL & WATER CONSERVATION BOARD-Special Trade Unadjusted Goal is 57.2%		**ADJUSTED HUB GOAL 47.0%		*OTHER HUB GOAL 10.2%		
			TOTAL SPENT WITH **ADJ. HUBS 47.0%	TOTAL SPENT WITH *OTHER HUBS 10.2%	BLACK	HISPANIC	ASIAN PACIFIC	NATIVE AMERICAN	WOMAN

T
N
S
-TC

C

FUND TYPE	TOTAL EXPENDITURES	TOTAL SPENT WITH NON-HUBS	592-SOIL & WATER CONSERVATION BOARD-Professional Services Unadjusted Goal is 20.0%		**ADJUSTED HUB GOAL 18.1%			*OTHER HUB GOAL 1.9%	
			TOTAL SPENT WITH **ADJ. HUBS 18.1%	TOTAL SPENT WITH *OTHER HUBS 1.9%	BLACK	HISPANIC	WOMAN	ASIAN PACIFIC	NATIVE AMERICAN

T
N
S
-TC

C

FUND TYPE	TOTAL EXPENDITURES	TOTAL SPENT WITH NON-HUBS	592-SOIL & WATER CONSERVATION BOARD-Other Services Unadjusted Goal is 33.0%		**ADJUSTED HUB GOAL 33.0%				
			TOTAL SPENT WITH **ADJ. HUBS 33.0%	TOTAL SPENT WITH *OTHER HUBS 1.1%	ASIAN PACIFIC	BLACK	HISPANIC	NATIVE AMERICAN	WOMAN

T \$855,387 \$855,387/98.9% \$20/.002% \$20/.002%

N

S

-TC \$382 \$382/100%

C \$855,004 \$854,884/98.9% \$20/.002% \$20/.002%

FUND TYPE	TOTAL EXPENDITURES	TOTAL SPENT WITH NON-HUBS	592-SOIL & WATER CONSERVATION BOARD-Commodity Purchasing Unadjusted Goal is 12.6%		**ADJUSTED HUB GOAL 11.5%			*OTHER HUB GOAL 1.1%	
			TOTAL SPENT WITH **ADJ. HUBS 11.5%	TOTAL SPENT WITH *OTHER HUBS 1.1%	BLACK	HISPANIC	WOMAN	ASIAN PACIFIC	NATIVE AMERICAN

T \$187,202 \$138,379/82.7% \$28,601/17.1% \$222/.132%

N

S

-TC \$30,074 \$27,872/92.0% \$2,101/6.98%

C \$137,128 \$110,406/80.5% \$28,500/19.3% \$222/.161%

DB = DEBIT (NEGATIVE AMOUNT) * = OTHER HUBS ** = ADJUSTED HUBS *** = DOLLARS REPORTED BUT NOT SHOWN IN THESE COLUMNS. SEE COVER LETTER PARA. 4
 T=TREASURY, N=NON-TREASURY, S=SUBCONTRACTOR FUNDS & PROCUREMENT CARD HUB PURCHASES, TC=TERM CONTRACT, C=CONSOLIDATED. SEE PAGE 4 OF HUB REPORT FOR FUND TYPE DESCRIPTION.

596-Red River Compact Commission-Heavy Construction Unadjusted Goal is 11.9%

FUND TYPE	TOTAL EXPENDITURES	TOTAL SPENT WITH NON-HUBS AMOUNT/%	TOTAL SPENT WITH **ADJ. HUBS 6.6% AMOUNT/%	TOTAL SPENT WITH *OTHER HUBS 5.3% AMOUNT/%	ASIAN PACIFIC AMOUNT/%	**ADJUSTED HUB GOAL 6.6% BLACK AMOUNT/%	HISPANIC AMOUNT/%	NATIVE AMERICAN AMOUNT/%	*OTHER HUB GOAL 5.3% WOMAN AMOUNT/%
-----------	--------------------	------------------------------------	--	--	------------------------	--	-------------------	--------------------------	--

T
N
S
-TC

C

598-Red River Compact Commission-Building Construction Unadjusted Goal is 26.1%

FUND TYPE	TOTAL EXPENDITURES	TOTAL SPENT WITH NON-HUBS	TOTAL SPENT WITH **ADJ. HUBS 25.1%	TOTAL SPENT WITH *OTHER HUBS 1.0%	BLACK	**ADJUSTED HUB GOAL 25.1% HISPANIC	WOMAN	*OTHER HUB GOAL 1.0% ASIAN PACIFIC	NATIVE AMERICAN
-----------	--------------------	---------------------------	------------------------------------	-----------------------------------	-------	---------------------------------------	-------	---------------------------------------	-----------------

T
N
S
-TC

C

596-Red River Compact Commission-Special Trade Unadjusted Goal is 57.2%

FUND TYPE	TOTAL EXPENDITURES	TOTAL SPENT WITH NON-HUBS	TOTAL SPENT WITH **ADJ. HUBS 47.0%	TOTAL SPENT WITH *OTHER HUBS 10.2%	BLACK	**ADJUSTED HUB GOAL 47.0% HISPANIC	WOMAN	*OTHER HUB GOAL 10.2% ASIAN PACIFIC	NATIVE AMERICAN
-----------	--------------------	---------------------------	------------------------------------	------------------------------------	-------	---------------------------------------	-------	--	-----------------

T
N
S
-TC

C

596-Red River Compact Commission-Professional Services Unadjusted Goal is 20.0%

FUND TYPE	TOTAL EXPENDITURES	TOTAL SPENT WITH NON-HUBS	TOTAL SPENT WITH **ADJ. HUBS 18.1%	TOTAL SPENT WITH *OTHER HUBS 1.9%	BLACK	**ADJUSTED HUB GOAL 18.1% HISPANIC	WOMAN	*OTHER HUB GOAL 1.9% ASIAN PACIFIC	NATIVE AMERICAN
-----------	--------------------	---------------------------	------------------------------------	-----------------------------------	-------	---------------------------------------	-------	---------------------------------------	-----------------

T
N
S
-TC

C

596-Red River Compact Commission-Other Services Unadjusted Goal is 33.0%

FUND TYPE	TOTAL EXPENDITURES	TOTAL SPENT WITH NON-HUBS	TOTAL SPENT WITH **ADJ. HUBS 33.0%	ASIAN PACIFIC	BLACK	**ADJUSTED HUB GOAL 33.0% HISPANIC	NATIVE AMERICAN	WOMAN
-----------	--------------------	---------------------------	------------------------------------	---------------	-------	---------------------------------------	-----------------	-------

T
N
S
-TC

C

596-Red River Compact Commission-Commodity Purchasing Unadjusted Goal is 12.6%

FUND TYPE	TOTAL EXPENDITURES	TOTAL SPENT WITH NON-HUBS	TOTAL SPENT WITH **ADJ. HUBS 11.5%	TOTAL SPENT WITH *OTHER HUBS 1.1%	BLACK	**ADJUSTED HUB GOAL 11.5% HISPANIC	WOMAN	*OTHER HUB GOAL 1.1% ASIAN PACIFIC	NATIVE AMERICAN
-----------	--------------------	---------------------------	------------------------------------	-----------------------------------	-------	---------------------------------------	-------	---------------------------------------	-----------------

T
N
S
-TC

C

DB = DEBIT (NEGATIVE AMOUNT) * = OTHER HUBS ** = ADJUSTED HUBS *** = DOLLARS REPORTED BUT NOT SHOWN IN THESE COLUMNS. SEE COVER LETTER PARA. 4
T=TREASURY, N=NON-TREASURY, S=SUBCONTRACTOR FUNDS & PROCUREMENT CARD HUB PURCHASES, TC=TERM CONTRACT, C=CONSOLIDATED. SEE PAGE 4 OF HUB REPORT FOR FUND TYPE DESCRIPTION.

598-CANADIAN RIVER COMPACT COMMISSION-Heavy Construction Unadjusted Goal is 11.9%

FUND TYPE	TOTAL EXPENDITURES	TOTAL SPENT WITH NON-HUBS AMOUNT/%	TOTAL SPENT WITH **ADJ. HUBS 6.6% AMOUNT/%	TOTAL SPENT WITH *OTHER HUBS 5.3% AMOUNT/%	ASIAN PACIFIC AMOUNT/%	**ADJUSTED HUB GOAL 6.6% BLACK AMOUNT/%	HISPANIC AMOUNT/%	NATIVE AMERICAN AMOUNT/%	*OTHER HUB GOAL 5.3% WOMAN AMOUNT/%
-----------	--------------------	------------------------------------	--	--	------------------------	--	-------------------	--------------------------	--

T
N
S
-TC
C

598-CANADIAN RIVER COMPACT COMMISSION-Building Construction Unadjusted Goal is 26.1%

FUND TYPE	TOTAL EXPENDITURES	TOTAL SPENT WITH NON-HUBS	TOTAL SPENT WITH **ADJ. HUBS 25.1%	TOTAL SPENT WITH *OTHER HUBS 1.0%	BLACK	**ADJUSTED HUB GOAL 25.1% HISPANIC	WOMAN	*OTHER HUB GOAL 1.0% ASIAN PACIFIC	NATIVE AMERICAN
-----------	--------------------	---------------------------	------------------------------------	-----------------------------------	-------	---------------------------------------	-------	---------------------------------------	-----------------

T
N
S
-TC
C

598-CANADIAN RIVER COMPACT COMMISSION-Special Trade Unadjusted Goal is 57.2%

FUND TYPE	TOTAL EXPENDITURES	TOTAL SPENT WITH NON-HUBS	TOTAL SPENT WITH **ADJ. HUBS 47.0%	TOTAL SPENT WITH *OTHER HUBS 10.2%	BLACK	**ADJUSTED HUB GOAL 47.0% HISPANIC	ASIAN PACIFIC	NATIVE AMERICAN	WOMAN
-----------	--------------------	---------------------------	------------------------------------	------------------------------------	-------	---------------------------------------	---------------	-----------------	-------

T
N
S
-TC
C

598-CANADIAN RIVER COMPACT COMMISSION-Professional Services Unadjusted Goal is 20.0%

FUND TYPE	TOTAL EXPENDITURES	TOTAL SPENT WITH NON-HUBS	TOTAL SPENT WITH **ADJ. HUBS 18.1%	TOTAL SPENT WITH *OTHER HUBS 1.9%	BLACK	**ADJUSTED HUB GOAL 18.1% HISPANIC	WOMAN	*OTHER HUB GOAL 1.9% ASIAN PACIFIC	NATIVE AMERICAN
-----------	--------------------	---------------------------	------------------------------------	-----------------------------------	-------	---------------------------------------	-------	---------------------------------------	-----------------

T
N
S
-TC
C

598-CANADIAN RIVER COMPACT COMMISSION-Other Services Unadjusted Goal is 33.0%

FUND TYPE	TOTAL EXPENDITURES	TOTAL SPENT WITH NON-HUBS	TOTAL SPENT WITH **ADJ. HUBS 33.0%	ASIAN PACIFIC	**ADJUSTED HUB GOAL 33.0% BLACK	HISPANIC	NATIVE AMERICAN	WOMAN
-----------	--------------------	---------------------------	------------------------------------	---------------	------------------------------------	----------	-----------------	-------

T
N
S
-TC
C

\$2,412
\$2,412/100 %
\$2,412
\$2,412/100 %

598-CANADIAN RIVER COMPACT COMMISSION-Commodity Purchasing Unadjusted Goal is 12.6%

FUND TYPE	TOTAL EXPENDITURES	TOTAL SPENT WITH NON-HUBS	TOTAL SPENT WITH **ADJ. HUBS 11.5%	TOTAL SPENT WITH *OTHER HUBS 1.1%	BLACK	**ADJUSTED HUB GOAL 11.5% HISPANIC	WOMAN	*OTHER HUB GOAL 1.1% ASIAN PACIFIC	NATIVE AMERICAN
-----------	--------------------	---------------------------	------------------------------------	-----------------------------------	-------	---------------------------------------	-------	---------------------------------------	-----------------

T
N
S
-TC
C

DB = DEBIT (NEGATIVE AMOUNT) * = OTHER HUBS ** = ADJUSTED HUBS *** = DOLLARS REPORTED BUT NOT SHOWN IN THESE COLUMNS. SEE COVER LETTER PARA. 4
T-TREASURY, N=NON-TREASURY, S=SUBCONTRACTOR FUNDS & PROCUREMENT CARD HUB PURCHASES, TC=TERM CONTRACT, C=CONSOLIDATED. SEE PAGE 4 OF HUB REPORT FOR FUND TYPE DESCRIPTION.

599-PECOS RIVER COMPACT COMMISSION-Heavy Construction Unadjusted Goal is 11.9%

FUND TYPE	TOTAL EXPENDITURES	TOTAL SPENT WITH NON-HUBS AMOUNT/%	TOTAL SPENT WITH **ADJ. HUBS 6.6% AMOUNT/%	TOTAL SPENT WITH *OTHER HUBS 5.3% AMOUNT/%	ASIAN PACIFIC AMOUNT/%	BLACK AMOUNT/%	HISPANIC AMOUNT/%	NATIVE AMERICAN AMOUNT/%	*OTHER HUB GOAL 5.3% WOMAN AMOUNT/%
-----------	--------------------	------------------------------------	--	--	------------------------	----------------	-------------------	--------------------------	-------------------------------------

T
N
S
-TC
C

599-PECOS RIVER COMPACT COMMISSION-Building Construction Unadjusted Goal is 25.1%

FUND TYPE	TOTAL EXPENDITURES	TOTAL SPENT WITH NON-HUBS	TOTAL SPENT WITH **ADJ. HUBS 25.1%	TOTAL SPENT WITH *OTHER HUBS 1.0%	BLACK	HISPANIC	WOMAN	ASIAN PACIFIC	NATIVE AMERICAN	*OTHER HUB GOAL 1.0%
-----------	--------------------	---------------------------	------------------------------------	-----------------------------------	-------	----------	-------	---------------	-----------------	----------------------

T
N
S
-TC
C

599-PECOS RIVER COMPACT COMMISSION-Special Trade Unadjusted Goal is 57.2%

FUND TYPE	TOTAL EXPENDITURES	TOTAL SPENT WITH NON-HUBS	TOTAL SPENT WITH **ADJ. HUBS 57.0%	TOTAL SPENT WITH *OTHER HUBS 10.2%	BLACK	HISPANIC	ASIAN PACIFIC	NATIVE AMERICAN	WOMAN	*OTHER HUB GOAL 10.2%
-----------	--------------------	---------------------------	------------------------------------	------------------------------------	-------	----------	---------------	-----------------	-------	-----------------------

T
N
S
-TC
C

599-PECOS RIVER COMPACT COMMISSION-Professional Services Unadjusted Goal is 20.0%

FUND TYPE	TOTAL EXPENDITURES	TOTAL SPENT WITH NON-HUBS	TOTAL SPENT WITH **ADJ. HUBS 18.1%	TOTAL SPENT WITH *OTHER HUBS 1.9%	BLACK	HISPANIC	WOMAN	ASIAN PACIFIC	NATIVE AMERICAN	*OTHER HUB GOAL 1.9%
-----------	--------------------	---------------------------	------------------------------------	-----------------------------------	-------	----------	-------	---------------	-----------------	----------------------

T
N
S
-TC
C

599-PECOS RIVER COMPACT COMMISSION-Other Services Unadjusted Goal is 33.0%

FUND TYPE	TOTAL EXPENDITURES	TOTAL SPENT WITH NON-HUBS	TOTAL SPENT WITH **ADJ. HUBS 33.0%	ASIAN PACIFIC	BLACK	HISPANIC	NATIVE AMERICAN	WOMAN	*OTHER HUB GOAL 33.0%
-----------	--------------------	---------------------------	------------------------------------	---------------	-------	----------	-----------------	-------	-----------------------

T
N
S
-TC
C

599-PECOS RIVER COMPACT COMMISSION-Commodity Purchasing Unadjusted Goal is 12.8%

FUND TYPE	TOTAL EXPENDITURES	TOTAL SPENT WITH NON-HUBS	TOTAL SPENT WITH **ADJ. HUBS 11.5%	TOTAL SPENT WITH *OTHER HUBS 1.1%	BLACK	HISPANIC	WOMAN	ASIAN PACIFIC	NATIVE AMERICAN	*OTHER HUB GOAL 1.1%
-----------	--------------------	---------------------------	------------------------------------	-----------------------------------	-------	----------	-------	---------------	-----------------	----------------------

T
N
S
-TC
C

DB = DEBIT (NEGATIVE AMOUNT) * = OTHER HUBS ** = ADJUSTED HUBS *** = DOLLARS REPORTED BUT NOT SHOWN IN THESE COLUMNS. SEE COVER LETTER PARA. 4
T-TREASURY, N-NON-TREASURY, S-SUBCONTRACTOR FUNDS & PROCUREMENT CARD HUB PURCHASES, TC-TERM CONTRACT, C-CONSOLIDATED. SEE PAGE 4 OF HUB REPORT FOR FUND TYPE DESCRIPTION.

601-TEXAS DEPARTMENT OF TRANSPORTATION-Heavy Construction Unadjusted Goal is 11.9%

FUND TYPE	TOTAL EXPENDITURES	TOTAL SPENT WITH NON-HUBS AMOUNT/%	TOTAL SPENT WITH **ADJ. HUBS 6.6% AMOUNT/%	TOTAL SPENT WITH *OTHER HUBS 5.3% AMOUNT/%	**ADJUSTED HUB GOAL 6.6%				*OTHER HUB GOAL 5.3% AMOUNT/%
					ASIAN PACIFIC AMOUNT/%	BLACK AMOUNT/%	HISPANIC AMOUNT/%	NATIVE AMERICAN AMOUNT/%	
T	\$2,915,377,157	\$2,455,836,464/87.6%	\$25,701,573/1.02%	\$33,739,119/1.34%	\$3,608,963/.143%	\$2,098,941/.083%	\$19,196,420/.783%	\$796,248/.031%	\$33,739,119/1.34%
N									
S	***	***	\$112,095,139/4.82%	\$123,543,131/5.31%	\$4,276,143/.184%	\$11,596,406/.495%	\$90,890,114/3.91%	\$5,360,472/.230%	\$123,543,131/5.31%
-TC	\$264,025	\$237,210/89.8%		\$26,815/10.1%					\$26,815/10.1%
C	\$2,515,113,132	\$2,455,699,253/97.6%	\$127,796,712/5.47%	\$157,255,436/6.25%	\$7,687,106/.313%	\$12,696,350/.544%	\$110,056,535/4.37%	\$6,156,721/.244%	\$157,255,436/6.25%

601-TEXAS DEPARTMENT OF TRANSPORTATION-Building Construction Unadjusted Goal is 26.1%

FUND TYPE	TOTAL EXPENDITURES	TOTAL SPENT WITH NON-HUBS	TOTAL SPENT WITH **ADJ. HUBS 25.1% AMOUNT/%	TOTAL SPENT WITH *OTHER HUBS 1.0% AMOUNT/%	**ADJUSTED HUB GOAL 25.1%			*OTHER HUB GOAL 1.0%	
					BLACK AMOUNT/%	HISPANIC AMOUNT/%	WOMAN AMOUNT/%	ASIAN PACIFIC AMOUNT/%	NATIVE AMERICAN AMOUNT/%
T	\$24,533,837	\$22,118,177/90.1%	\$1,151,292/4.69%	\$1,264,366/5.15%	\$14,554/.058%	\$120,695/.492%	\$1,016,042/4.14%		\$1,264,366/5.15%
N									
S									
-TC									
C	\$24,533,837	\$22,118,177/90.1%	\$1,151,292/4.69%	\$1,264,366/5.15%	\$14,554/.058%	\$120,695/.492%	\$1,016,042/4.14%		\$1,264,366/5.15%

601-TEXAS DEPARTMENT OF TRANSPORTATION-Special Trade Unadjusted Goal is 57.2%

FUND TYPE	TOTAL EXPENDITURES	TOTAL SPENT WITH NON-HUBS	TOTAL SPENT WITH **ADJ. HUBS 47.0% AMOUNT/%	TOTAL SPENT WITH *OTHER HUBS 10.2% AMOUNT/%	**ADJUSTED HUB GOAL 47.0%			*OTHER HUB GOAL 10.2%	
					BLACK AMOUNT/%	HISPANIC AMOUNT/%	WOMAN AMOUNT/%	ASIAN PACIFIC AMOUNT/%	NATIVE AMERICAN AMOUNT/%
T	\$9,146,452	\$7,833,666/83.4%	\$1,002,780/10.9%	\$510,003/5.57%	\$85,823/.949%	\$918,956/10.0%			\$510,003/5.57%
N									
S									
-TC	\$128,785	\$116,079/90.1%	\$12,691/9.85%	\$16/.012%		\$12,691/8.85%			\$16/.012%
C	\$9,017,665	\$7,517,588/83.3%	\$890,089/10.9%	\$509,987/5.66%	\$85,823/.962%	\$903,265/10.0%			\$509,987/5.66%

601-TEXAS DEPARTMENT OF TRANSPORTATION-Professional Services Unadjusted Goal is 20.0%

FUND TYPE	TOTAL EXPENDITURES	TOTAL SPENT WITH NON-HUBS	TOTAL SPENT WITH **ADJ. HUBS 18.1% AMOUNT/%	TOTAL SPENT WITH *OTHER HUBS 1.9% AMOUNT/%	**ADJUSTED HUB GOAL 18.1%			*OTHER HUB GOAL 1.9%	
					BLACK AMOUNT/%	HISPANIC AMOUNT/%	WOMAN AMOUNT/%	ASIAN PACIFIC AMOUNT/%	NATIVE AMERICAN AMOUNT/%
T	\$119,647,603	\$103,674,723/86.6%	\$7,848,091/6.55%	\$8,124,787/6.79%	\$305,105/.255%	\$6,552,158/5.47%	\$990,827/.828%		\$8,124,787/6.79%
N									
S	***	***	\$8,809,151/7.38%	\$3,192,628/2.67%	\$326,285/.273%	\$5,277,225/4.42%	\$3,205,641/2.66%		\$3,192,628/2.67%
-TC									
C	\$119,647,603	\$103,674,723/86.6%	\$16,657,243/13.9%	\$11,317,415/9.45%	\$631,390/.527%	\$11,829,383/9.88%	\$4,196,488/3.50%		\$11,317,415/9.45%

601-TEXAS DEPARTMENT OF TRANSPORTATION-Other Services Unadjusted Goal is 33.0%

FUND TYPE	TOTAL EXPENDITURES	TOTAL SPENT WITH NON-HUBS	TOTAL SPENT WITH **ADJ. HUBS 33.0% AMOUNT/%	TOTAL SPENT WITH *OTHER HUBS 1.1% AMOUNT/%	**ADJUSTED HUB GOAL 33.0%				*OTHER HUB GOAL 1.1% AMOUNT/%
					ASIAN PACIFIC AMOUNT/%	BLACK AMOUNT/%	HISPANIC AMOUNT/%	NATIVE AMERICAN AMOUNT/%	
T	\$105,081,516	\$86,620,102/82.4%	\$18,461,414/17.5%		\$1,453,986/1.38%	\$2,156,816/2.05%	\$5,169,276/4.93%	\$133,788/.127%	\$18,461,414/17.5%
N									
S									
-TC	\$2,556,603	\$2,488,201/97.3%	\$68,401/2.67%		\$29/.001%	\$628/.020%	\$16,018/.626%	\$771/.030%	\$68,401/2.67%
C	\$102,524,913	\$84,131,901/82.0%	\$18,393,012/17.9%		\$1,453,956/1.41%	\$2,156,289/2.10%	\$5,173,257/5.04%	\$133,017/.129%	\$18,393,012/17.9%

601-TEXAS DEPARTMENT OF TRANSPORTATION-Commodity Purchasing Unadjusted Goal is 12.6%

FUND TYPE	TOTAL EXPENDITURES	TOTAL SPENT WITH NON-HUBS	TOTAL SPENT WITH **ADJ. HUBS 11.5% AMOUNT/%	TOTAL SPENT WITH *OTHER HUBS 1.1% AMOUNT/%	**ADJUSTED HUB GOAL 11.5%			*OTHER HUB GOAL 1.1% AMOUNT/%	
					BLACK AMOUNT/%	HISPANIC AMOUNT/%	WOMAN AMOUNT/%	ASIAN PACIFIC AMOUNT/%	NATIVE AMERICAN AMOUNT/%
T	\$211,329,126	\$193,808,728/91.7%	\$14,887,395/7.04%	\$2,633,001/1.24%	\$421,993/.199%	\$3,573,847/1.69%	\$10,891,554/5.15%	\$2,582,195/1.22%	\$2,633,001/1.24%
N									
S	***	***	\$100,369/.095%			\$50,718/.048%	\$49,652/.047%		\$100,369/.095%
-TC	\$34,358,245	\$32,632,862/94.9%	\$1,706,073/4.96%	\$19,308/.056%	\$39,510/.115%	\$276,304/.805%	\$1,368,750/4.04%	\$18,024/.052%	\$1,706,073/4.96%
C	\$176,970,880	\$161,175,866/91.0%	\$13,281,891/7.50%	\$2,613,691/1.47%	\$382,474/.216%	\$3,347,760/1.89%	\$9,551,456/5.39%	\$2,564,170/1.44%	\$2,613,691/1.47%

DB = DEBIT (NEGATIVE AMOUNT) * = OTHER HUBS ** = ADJUSTED HUBS *** = DOLLARS REPORTED BUT NOT SHOWN IN THESE COLUMNS. SEE COVER LETTER PARA. 4
T=TREASURY, N=NON-TREASURY, S=SUBCONTRACTOR FUNDS & PROCUREMENT CARD HUB PURCHASES, TC=TERM CONTRACT, C=CONSOLIDATED. SEE PAGE 4 OF HUB REPORT FOR FUND TYPE DESCRIPTION.

FUND TYPE	TOTAL EXPENDITURES	TOTAL SPENT WITH NON-HUBS AMOUNT/%	655-TX DEPT MENTAL HEALTH/RETARDATION-Heavy Construction Unadjusted Goal is 11.9%		**ADJUSTED HUB GOAL 6.6%				*OTHER HUB GOAL 5.3% WOMAN AMOUNT/%
			TOTAL SPENT WITH **ADJ. HUBS 6.6% AMOUNT/%	TOTAL SPENT WITH *OTHER HUBS 5.3% AMOUNT/%	ASIAN PACIFIC AMOUNT/%	BLACK AMOUNT/%	HISPANIC AMOUNT/%	NATIVE AMERICAN AMOUNT/%	
T	\$172	\$172/100 %							
N									
S									
TC									
C	\$172	\$172/100 %							

FUND TYPE	TOTAL EXPENDITURES	TOTAL SPENT WITH NON-HUBS	655-TX DEPT MENTAL HEALTH/RETARDATION-Building Construction Unadjusted Goal is 26.1%		**ADJUSTED HUB GOAL 25.1%			*OTHER HUB GOAL 1.0%	
			TOTAL SPENT WITH **ADJ. HUBS 25.1%	TOTAL SPENT WITH *OTHER HUBS 1.0%	BLACK	HISPANIC	WOMAN	ASIAN PACIFIC	NATIVE AMERICAN
T	\$138,184	\$138,184/100 %							
N									
S									
TC									
C	\$138,184	\$138,184/100 %							

FUND TYPE	TOTAL EXPENDITURES	TOTAL SPENT WITH NON-HUBS	655-TX DEPT MENTAL HEALTH/RETARDATION-Special Trade Unadjusted Goal is 57.2%		**ADJUSTED HUB GOAL 47.0%			*OTHER HUB GOAL 10.2%		
			TOTAL SPENT WITH **ADJ. HUBS 47.0%	TOTAL SPENT WITH *OTHER HUBS 10.2%	BLACK	HISPANIC	WOMAN	ASIAN PACIFIC	NATIVE AMERICAN	WOMAN
T	\$22,722,782	\$20,218,374/88.9%	\$676,387/3.85%	\$180,171/.801%	\$876,387/3.85%	\$876,387/3.85%	\$335/.001%	\$38,594/.174%	\$1,588,091/6.98%	
N										
S	***	***								
TC	\$75,958	\$2,210/2.91%	\$30,168/39.7%	\$43,579/57.3%		\$180,171/.801%			\$88,858/.310%	
C	\$22,646,823	\$20,216,163/89.2%	\$1,028,390/4.53%	\$1,654,298/7.30%		\$1,028,390/4.53%	\$335/.001%	\$38,594/.174%	\$1,614,369/7.12%	

FUND TYPE	TOTAL EXPENDITURES	TOTAL SPENT WITH NON-HUBS	655-TX DEPT MENTAL HEALTH/RETARDATION-Professional Services Unadjusted Goal is 20.0%		**ADJUSTED HUB GOAL 18.1%			*OTHER HUB GOAL 1.9%		
			TOTAL SPENT WITH **ADJ. HUBS 18.1%	TOTAL SPENT WITH *OTHER HUBS 1.9%	BLACK	HISPANIC	WOMAN	ASIAN PACIFIC	NATIVE AMERICAN	WOMAN
T	\$15,648,580	\$14,790,681/93.3%	\$648,753/4.09%	\$4,515/.171%	\$409,144/2.58%	\$409,144/2.58%	\$277,780/1.75%	\$408,144/2.58%		
N										
S	***	***								
TC	\$405,780	\$388,586/95.2%	\$6,358/1.56%	\$12,825/3.16%		\$4,143/.167%	\$6,358/1.56%	\$12,825/3.16%		
C	\$15,492,799	\$14,404,084/93.2%	\$646,910/4.18%	\$396,319/2.56%		\$86,824/.627%	\$278,292/1.80%	\$271,793/1.78%	\$386,319/2.56%	

FUND TYPE	TOTAL EXPENDITURES	TOTAL SPENT WITH NON-HUBS	655-TX DEPT MENTAL HEALTH/RETARDATION-Other Services Unadjusted Goal is 33.0%		**ADJUSTED HUB GOAL 33.0%				
			TOTAL SPENT WITH **ADJ. HUBS 33.0%	ASIAN PACIFIC	BLACK	HISPANIC	NATIVE AMERICAN	WOMAN	
T	\$22,028,375	\$20,583,518/93.4%	\$1,444,756/6.55%	\$2,468/.011%	\$185,747/.707%	\$235,776/1.07%	\$1,857/.008%	\$1,048,805/4.76%	
N									
S									
TC	\$472,044	\$460,845/97.6%	\$11,199/2.37%	\$69/.014%	\$61/.013%	\$1,877/.397%		\$9,189/1.94%	
C	\$21,556,330	\$20,122,773/93.3%	\$1,433,556/6.85%	\$2,398/.011%	\$185,685/.722%	\$233,898/1.06%	\$1,857/.009%	\$1,039,615/4.82%	

FUND TYPE	TOTAL EXPENDITURES	TOTAL SPENT WITH NON-HUBS	655-TX DEPT MENTAL HEALTH/RETARDATION-Commodity Purchasing Unadjusted Goal is 12.6%		**ADJUSTED HUB GOAL 11.5%			*OTHER HUB GOAL 1.1%	
			TOTAL SPENT WITH **ADJ. HUBS 11.5%	TOTAL SPENT WITH *OTHER HUBS 1.1%	BLACK	HISPANIC	WOMAN	ASIAN PACIFIC	NATIVE AMERICAN
T	\$91,177,849	\$85,266,959/93.5%	\$5,184,051/5.68%	\$725,838/.797%	\$497,917/.546%	\$601,682/.679%	\$3,884,451/4.28%	\$717,554/.787%	\$9,283/.010%
N									
S									
TC	\$17,449,687	\$16,679,401/95.5%	\$541,070/3.10%	\$229,216/1.31%	\$22,432/.128%	\$111,249/.637%	\$407,388/2.33%	\$229,215/1.31%	
C	\$73,728,161	\$68,587,558/93.0%	\$4,642,980/6.29%	\$497,622/.674%	\$475,484/.644%	\$690,433/.936%	\$3,477,062/4.71%	\$488,339/.662%	\$9,283/.012%

DB = DEBIT (NEGATIVE AMOUNT) ; * = OTHER HUBS ** = ADJUSTED HUBS *** = DOLLARS REPORTED BUT NOT SHOWN IN THESE COLUMNS. SEE COVER LETTER PARA. 4
T=TREASURY, N=NON-TREASURY, S=SUBCONTRACTOR FUNDS & PROCUREMENT CARD HUB PURCHASES, TC=TERM CONTRACT, C=CONSOLIDATED. SEE PAGE 4 OF HUB REPORT FOR FUND TYPE DESCRIPTION.

FUND TYPE	TOTAL EXPENDITURES	TOTAL SPENT WITH NON-HUBS AMOUNT/%	658-BEAUMONT STATE CENTER (SEE #655)-Heavy Construction Unadjusted Goal is 11.9%		**ADJUSTED HUB GOAL 6.6%				*OTHER HUB GOAL 5.3% WOMAN AMOUNT/%
			TOTAL SPENT WITH **ADJ. HUBS 6.6% AMOUNT/%	TOTAL SPENT WITH *OTHER HUBS 5.3% AMOUNT/%	ASIAN PACIFIC AMOUNT/%	BLACK AMOUNT/%	HISPANIC AMOUNT/%	NATIVE AMERICAN AMOUNT/%	

T
N
S
-TC

C

FUND TYPE	TOTAL EXPENDITURES	TOTAL SPENT WITH NON-HUBS	658-BEAUMONT STATE CENTER (SEE #655)-Building Construction Unadjusted Goal is 26.1%		**ADJUSTED HUB GOAL 25.1%			*OTHER HUB GOAL 1.0%	
			TOTAL SPENT WITH **ADJ. HUBS 25.1%	TOTAL SPENT WITH *OTHER HUBS 1.0%	BLACK	HISPANIC	WOMAN	ASIAN PACIFIC	NATIVE AMERICAN

T
N
S
-TC

C

FUND TYPE	TOTAL EXPENDITURES	TOTAL SPENT WITH NON-HUBS	658-BEAUMONT STATE CENTER (SEE #655)-Special Trade Unadjusted Goal is 57.2%		**ADJUSTED HUB GOAL 47.0%		*OTHER HUB GOAL 10.2%		
			TOTAL SPENT WITH **ADJ. HUBS 47.0%	TOTAL SPENT WITH *OTHER HUBS 10.2%	BLACK	HISPANIC	ASIAN PACIFIC	NATIVE AMERICAN	WOMAN

T
N
S
-TC

C

FUND TYPE	TOTAL EXPENDITURES	TOTAL SPENT WITH NON-HUBS	658-BEAUMONT STATE CENTER (SEE #655)-Professional Services Unadjusted Goal is 20.0%		**ADJUSTED HUB GOAL 18.1%			*OTHER HUB GOAL 1.9%	
			TOTAL SPENT WITH **ADJ. HUBS 18.1%	TOTAL SPENT WITH *OTHER HUBS 1.9%	BLACK	HISPANIC	WOMAN	ASIAN PACIFIC	NATIVE AMERICAN

T
N
S
-TC

C

FUND TYPE	TOTAL EXPENDITURES	TOTAL SPENT WITH NON-HUBS	658-BEAUMONT STATE CENTER (SEE #655)-Other Services Unadjusted Goal is 33.0%		**ADJUSTED HUB GOAL 33.0%				
			TOTAL SPENT WITH **ADJ. HUBS 33.0%	ASIAN PACIFIC	BLACK	HISPANIC	NATIVE AMERICAN	WOMAN	

T
N
S
-TC

C

FUND TYPE	TOTAL EXPENDITURES	TOTAL SPENT WITH NON-HUBS	658-BEAUMONT STATE CENTER (SEE #655)-Commodity Purchasing Unadjusted Goal is 12.6%		**ADJUSTED HUB GOAL 11.5%			*OTHER HUB GOAL 1.1%	
			TOTAL SPENT WITH **ADJ. HUBS 11.5%	TOTAL SPENT WITH *OTHER HUBS 1.1%	BLACK	HISPANIC	WOMAN	ASIAN PACIFIC	NATIVE AMERICAN

T
N
S
-TC

C	\$8,452	\$1,025/12.1%	\$7,427/87.8%	\$7,427/87.8%					\$7,427/87.8%
---	---------	---------------	---------------	---------------	--	--	--	--	---------------

DB = DEBIT (NEGATIVE AMOUNT) * = OTHER HUBS ** = ADJUSTED HUBS *** = DOLLARS REPORTED BUT NOT SHOWN IN THESE COLUMNS. SEE COVER LETTER PARA. 4
T-TREASURY, N-NON-TREASURY, S-SUBCONTRACTOR FUNDS & PROCUREMENT CARD HUB PURCHASES, TC-TERM CONTRACT, C-CONSOLIDATED. SEE PAGE 4 OF HUB REPORT FOR FUND TYPE DESCRIPTION.

665-TEXAS JUVENILE PROBATION COMMISSION-Heavy Construction Unadjusted Goal is 11.8%

FUND TYPE	TOTAL EXPENDITURES	TOTAL SPENT WITH NON-HUBS AMOUNT/%	TOTAL SPENT WITH **ADJ. HUBS 6.6% AMOUNT/%	TOTAL SPENT WITH *OTHER HUBS 5.3% AMOUNT/%	ASIAN PACIFIC AMOUNT/%	BLACK AMOUNT/%	HISPANIC AMOUNT/%	NATIVE AMERICAN AMOUNT/%	*OTHER HUB GOAL 5.3% WOMAN AMOUNT/%
-----------	--------------------	------------------------------------	--	--	------------------------	----------------	-------------------	--------------------------	-------------------------------------

T
N
S
-TC

C

665-TEXAS JUVENILE PROBATION COMMISSION-Building Construction Unadjusted Goal is 26.1%

FUND TYPE	TOTAL EXPENDITURES	TOTAL SPENT WITH NON-HUBS	TOTAL SPENT WITH **ADJ. HUBS 25.1%	TOTAL SPENT WITH *OTHER HUBS 1.0%	BLACK	HISPANIC	WOMAN	ASIAN PACIFIC	NATIVE AMERICAN
-----------	--------------------	---------------------------	------------------------------------	-----------------------------------	-------	----------	-------	---------------	-----------------

T
N
S
-TC

C

665-TEXAS JUVENILE PROBATION COMMISSION-Special Trade Unadjusted Goal is 57.2%

FUND TYPE	TOTAL EXPENDITURES	TOTAL SPENT WITH NON-HUBS	TOTAL SPENT WITH **ADJ. HUBS 47.0%	TOTAL SPENT WITH *OTHER HUBS 10.2%	BLACK	HISPANIC	ASIAN PACIFIC	NATIVE AMERICAN	WOMAN
-----------	--------------------	---------------------------	------------------------------------	------------------------------------	-------	----------	---------------	-----------------	-------

T
N
S
-TC

C

665-TEXAS JUVENILE PROBATION COMMISSION-Professional Services Unadjusted Goal is 20.0%

FUND TYPE	TOTAL EXPENDITURES	TOTAL SPENT WITH NON-HUBS	TOTAL SPENT WITH **ADJ. HUBS 18.1%	TOTAL SPENT WITH *OTHER HUBS 1.9%	BLACK	HISPANIC	WOMAN	ASIAN PACIFIC	NATIVE AMERICAN
-----------	--------------------	---------------------------	------------------------------------	-----------------------------------	-------	----------	-------	---------------	-----------------

T
N
S
-TC

C

665-TEXAS JUVENILE PROBATION COMMISSION-Other Services Unadjusted Goal is 33.0%

FUND TYPE	TOTAL EXPENDITURES	TOTAL SPENT WITH NON-HUBS	TOTAL SPENT WITH **ADJ. HUBS 33.0%	ASIAN PACIFIC	BLACK	HISPANIC	NATIVE AMERICAN	WOMAN
-----------	--------------------	---------------------------	------------------------------------	---------------	-------	----------	-----------------	-------

T
N
S
-TC

C

665-TEXAS JUVENILE PROBATION COMMISSION-Commodity Purchasing Unadjusted Goal is 12.6%

FUND TYPE	TOTAL EXPENDITURES	TOTAL SPENT WITH NON-HUBS	TOTAL SPENT WITH **ADJ. HUBS 11.5%	TOTAL SPENT WITH *OTHER HUBS 1.1%	BLACK	HISPANIC	WOMAN	ASIAN PACIFIC	NATIVE AMERICAN
-----------	--------------------	---------------------------	------------------------------------	-----------------------------------	-------	----------	-------	---------------	-----------------

T
N
S
-TC

C

DB = DEBIT (NEGATIVE AMOUNT) * = OTHER HUBS ** = ADJUSTED HUBS *** = DOLLARS REPORTED BUT NOT SHOWN IN THESE COLUMNS. SEE COVER LETTER PARA. 4
T-TREASURY, N=NON-TREASURY, S-SUBCONTRACTOR FUNDS & PROCUREMENT CARD HUB PURCHASES, TC-TERM CONTRACT, C=CONSOLIDATED. SEE PAGE 4 OF HUB REPORT FOR FUND TYPE DESCRIPTION.

FUND TYPE	TOTAL EXPENDITURES	TOTAL SPENT WITH NON-HUBS AMOUNT/%	677-AUSTIN STATE HOSPITAL (SEE # 655-J)-Heavy Construction Unadjusted Goal is 11.9%		**ADJUSTED HUB GOAL 8.6%					*OTHER HUB GOAL 5.3% WOMAN AMOUNT/%
			TOTAL SPENT WITH **ADJ. HUBS 8.6% AMOUNT/%	TOTAL SPENT WITH *OTHER HUBS 5.3% AMOUNT/%	ASIAN PACIFIC AMOUNT/%	BLACK AMOUNT/%	HISPANIC AMOUNT/%	NATIVE AMERICAN AMOUNT/%		

T
N
S
-TC

C

FUND TYPE	TOTAL EXPENDITURES	TOTAL SPENT WITH NON-HUBS	677-AUSTIN STATE HOSPITAL (SEE # 655-J)-Building Construction Unadjusted Goal is 26.1%		**ADJUSTED HUB GOAL 26.1%			*OTHER HUB GOAL 1.0%	
			TOTAL SPENT WITH **ADJ. HUBS 26.1%	TOTAL SPENT WITH *OTHER HUBS 1.0%	BLACK	HISPANIC	WOMAN	ASIAN PACIFIC	NATIVE AMERICAN

T
N
S
-TC

C

FUND TYPE	TOTAL EXPENDITURES	TOTAL SPENT WITH NON-HUBS	677-AUSTIN STATE HOSPITAL (SEE # 655-J)-Special Trade Unadjusted Goal is 57.2%		**ADJUSTED HUB GOAL 47.0%		*OTHER HUB GOAL 10.2%		
			TOTAL SPENT WITH **ADJ. HUBS 47.0%	TOTAL SPENT WITH *OTHER HUBS 10.2%	BLACK	HISPANIC	ASIAN PACIFIC	NATIVE AMERICAN	WOMAN

T
N
S
-TC

C

FUND TYPE	TOTAL EXPENDITURES	TOTAL SPENT WITH NON-HUBS	677-AUSTIN STATE HOSPITAL (SEE # 655-J)-Professional Services Unadjusted Goal is 20.0%		**ADJUSTED HUB GOAL 18.1%			*OTHER HUB GOAL 1.9%	
			TOTAL SPENT WITH **ADJ. HUBS 18.1%	TOTAL SPENT WITH *OTHER HUBS 1.9%	BLACK	HISPANIC	WOMAN	ASIAN PACIFIC	NATIVE AMERICAN

T
N
S
-TC

C

FUND TYPE	TOTAL EXPENDITURES	TOTAL SPENT WITH NON-HUBS	677-AUSTIN STATE HOSPITAL (SEE # 655-J)-Other Services Unadjusted Goal is 33.0%		**ADJUSTED HUB GOAL 33.0%				
			TOTAL SPENT WITH **ADJ. HUBS 33.0%	ASIAN PACIFIC	BLACK	HISPANIC	NATIVE AMERICAN	WOMAN	

T
N
S
-TC

C

FUND TYPE	TOTAL EXPENDITURES	TOTAL SPENT WITH NON-HUBS	677-AUSTIN STATE HOSPITAL (SEE # 655-J)-Commodity Purchasing Unadjusted Goal is 12.6%		**ADJUSTED HUB GOAL 11.6%			*OTHER HUB GOAL 1.1%	
			TOTAL SPENT WITH **ADJ. HUBS 11.6%	TOTAL SPENT WITH *OTHER HUBS 1.1%	BLACK	HISPANIC	WOMAN	ASIAN PACIFIC	NATIVE AMERICAN

T
N
S
-TC

C

\$171
\$171

\$171/100 %
\$171/100 %

\$171/100 %
\$171/100 %

DB = DEBIT (NEGATIVE AMOUNT) * = OTHER HUBS ** = ADJUSTED HUBS *** = DOLLARS REPORTED BUT NOT SHOWN IN THESE COLUMNS. SEE COVER LETTER PARA. 4
T-TREASURY, N=NON-TREASURY, S=SUBCONTRACTOR FUNDS & PROCUREMENT CARD HUB PURCHASES, TC-TERM CONTRACT, C=CONSOLIDATED. SEE PAGE 4-OF HUB REPORT FOR FUND TYPE DESCRIPTION.

694-TEXAS YOUTH COMMISSION-Heavy Construction Unadjusted Goal is 11.9%

FUND TYPE	TOTAL EXPENDITURES	TOTAL SPENT WITH NON-HUBS AMOUNT/%	TOTAL SPENT WITH **ADJ. HUBS 11.9% AMOUNT/%	TOTAL SPENT WITH *OTHER HUBS 5.3% AMOUNT/%	**ADJUSTED HUB GOAL 5.6%			*OTHER HUB GOAL 5.3% WOMAN AMOUNT/%
					ASIAN PACIFIC AMOUNT/%	BLACK AMOUNT/%	HISPANIC AMOUNT/%	
T	\$14,936	\$14,936/100 %						
N								
S								
-TC								
C	\$14,936	\$14,936/100 %						

694-TEXAS YOUTH COMMISSION-Building Construction Unadjusted Goal is 26.1%

FUND TYPE	TOTAL EXPENDITURES	TOTAL SPENT WITH NON-HUBS	TOTAL SPENT WITH **ADJ. HUBS 25.1% AMOUNT/%	TOTAL SPENT WITH *OTHER HUBS 1.0% AMOUNT/%	**ADJUSTED HUB GOAL 25.1%			*OTHER HUB GOAL 1.0%	
					BLACK	HISPANIC	WOMAN	ASIAN PACIFIC	NATIVE AMERICAN
T	\$12,418,581	\$12,276,437/98.8%	\$142,144/1.14%			\$142,144/1.14%			
N									
S	***	***	\$259,462/2.08%				\$259,462/2.08%		
-TC									
C	\$12,418,581	\$12,276,437/98.8%	\$401,606/3.23%			\$142,144/1.14%	\$259,462/2.08%		

694-TEXAS YOUTH COMMISSION-Special Trade Unadjusted Goal is 57.2%

FUND TYPE	TOTAL EXPENDITURES	TOTAL SPENT WITH NON-HUBS	TOTAL SPENT WITH **ADJ. HUBS 47.0% AMOUNT/%	TOTAL SPENT WITH *OTHER HUBS 10.2% AMOUNT/%	**ADJUSTED HUB GOAL 47.0%			*OTHER HUB GOAL 10.2%	
					BLACK	HISPANIC	WOMAN	ASIAN PACIFIC	NATIVE AMERICAN
T	\$5,080,744	\$4,882,443/96.0%	\$27,811/.546%	\$180,489/3.54%	\$2,588/.050%	\$25,223/.495%		\$180,489/3.54%	
N									
S	***	***	\$107,850/2.45%					\$107,850/2.45%	
-TC	\$14,468	\$249/1.72%	\$14,218/98.2%			\$14,218/98.2%			
C	\$5,076,275	\$4,882,193/96.1%	\$13,593/.267%	\$268,339/5.68%	\$2,588/.051%	\$11,005/.216%		\$268,339/5.68%	

694-TEXAS YOUTH COMMISSION-Professional Services Unadjusted Goal is 20.0%

FUND TYPE	TOTAL EXPENDITURES	TOTAL SPENT WITH NON-HUBS	TOTAL SPENT WITH **ADJ. HUBS 18.1% AMOUNT/%	TOTAL SPENT WITH *OTHER HUBS 1.9% AMOUNT/%	**ADJUSTED HUB GOAL 18.1%			*OTHER HUB GOAL 1.9%	
					BLACK	HISPANIC	WOMAN	ASIAN PACIFIC	NATIVE AMERICAN
T	\$3,602,226	\$3,499,510/97.1%	\$75,254/2.08%	\$27,461/.762%	\$902/.025%	\$42,771/1.18%	\$31,561/.876%	\$27,461/.762%	
N									
S	***	***	\$181,502/19.7%	\$13,998/1.52%		\$181,502/19.7%		\$13,998/1.52%	
-TC	\$11,092	\$11,092/100 %							
C	\$3,591,134	\$3,488,418/97.1%	\$266,757/7.14%	\$41,458/1.15%	\$902/.025%	\$224,273/6.24%	\$31,561/.873%	\$27,461/.764%	

694-TEXAS YOUTH COMMISSION-Other Services Unadjusted Goal is 33.0%

FUND TYPE	TOTAL EXPENDITURES	TOTAL SPENT WITH NON-HUBS	TOTAL SPENT WITH **ADJ. HUBS 33.0% AMOUNT/%	**ADJUSTED HUB GOAL 33.0%				
				ASIAN PACIFIC	BLACK	HISPANIC	NATIVE AMERICAN	WOMAN
T	\$11,304,548	\$10,248,844/90.6%	\$1,055,703/9.33%	\$10,240/.090%	\$720,867/6.37%	\$82,027/.748%	\$1,003/.008%	\$261,564/2.31%
N								
S								
-TC	\$248,288	\$241,805/97.4%	\$6,383/2.57%			\$727/.293%		\$5,856/2.27%
C	\$11,056,259	\$10,006,939/90.5%	\$1,049,320/9.48%	\$10,240/.092%	\$720,867/6.52%	\$61,300/.554%	\$1,003/.009%	\$255,807/2.31%

694-TEXAS YOUTH COMMISSION-Commodity Purchasing Unadjusted Goal is 12.6%

FUND TYPE	TOTAL EXPENDITURES	TOTAL SPENT WITH NON-HUBS	TOTAL SPENT WITH **ADJ. HUBS 11.5% AMOUNT/%	TOTAL SPENT WITH *OTHER HUBS 1.1% AMOUNT/%	**ADJUSTED HUB GOAL 11.5%			*OTHER HUB GOAL 1.1%	
					BLACK	HISPANIC	WOMAN	ASIAN PACIFIC	NATIVE AMERICAN
T	\$19,092,702	\$14,693,203/76.9%	\$3,630,627/19.0%	\$788,871/4.02%	\$967,352/5.06%	\$1,394,115/7.30%	\$1,269,359/6.64%	\$761,323/3.98%	
N									
S	***	***	\$6,987/25.9%	\$68/.254%	\$2,555/9.48%	\$1,153/4.28%	\$3,278/12.1%	\$88/.264%	
-TC	\$6,738,253	\$6,392,485/94.6%	\$306,032/4.54%	\$39,725/.589%	\$10,327/.153%	\$150,710/2.23%	\$144,995/2.16%	\$39,725/.589%	
C	\$12,354,448	\$8,300,707/67.1%	\$3,331,781/26.9%	\$729,014/5.90%	\$959,580/7.76%	\$1,244,558/10.0%	\$1,127,642/9.12%	\$721,687/5.84%	

DB = DEBIT (NEGATIVE AMOUNT) * = OTHER HUBS ** = ADJUSTED HUBS *** = DOLLARS REPORTED BUT NOT SHOWN IN THESE COLUMNS. SEE COVER LETTER PARA. 4
T=TREASURY, N=NON-TREASURY, S=SUBCONTRACTOR FUNDS & PROCUREMENT CARD HUB PURCHASES, TC=TERM CONTRACT, C=CONSOLIDATED. SEE PAGE 4 OF HUB REPORT FOR FUND TYPE DESCRIPTION.

695-TEXAS DEPT OF CRIMINAL JUSTICE-Heavy Construction Unadjusted Goal is 11.9%

FUND TYPE	TOTAL EXPENDITURES	TOTAL SPENT WITH NON-HUBS AMOUNT/%	TOTAL SPENT WITH **ADJ. HUBS 6.6% AMOUNT/%	TOTAL SPENT WITH *OTHER HUBS 5.3% AMOUNT/%	ASIAN PACIFIC AMOUNT/%	**ADJUSTED HUB GOAL 6.6% BLACK AMOUNT/%	HISPANIC AMOUNT/%	NATIVE AMERICAN AMOUNT/%	*OTHER HUB GOAL 5.3% WOMAN AMOUNT/%
T	\$3,989,387	\$3,989,387/100%							
N									
S	***	***		\$5,102/.127%					\$5,102/.127%
TC									
C	\$3,989,387	\$3,989,387/100%		\$5,102/.127%					\$5,102/.127%

696-TEXAS DEPT OF CRIMINAL JUSTICE-Building Construction Unadjusted Goal is 26.1%

FUND TYPE	TOTAL EXPENDITURES	TOTAL SPENT WITH NON-HUBS	TOTAL SPENT WITH **ADJ. HUBS 25.1% AMOUNT/%	TOTAL SPENT WITH *OTHER HUBS 1.0% AMOUNT/%	BLACK AMOUNT/%	**ADJUSTED HUB GOAL 25.1% HISPANIC AMOUNT/%	WOMAN AMOUNT/%	*OTHER HUB GOAL 1.0% ASIAN PACIFIC AMOUNT/%	NATIVE AMERICAN AMOUNT/%
T	\$91,106,747	\$90,144,067/98.9%	\$982,680/1.05%		\$13,185/.014%	\$305,425/.335%	\$644,069/.706%		
N									
S	***	***	\$770,027/.845%	\$268,805/.295%	\$3,556/.003%	\$208,376/.228%	\$958,094/.612%	\$268,805/.295%	
TC	\$820	\$820/100%							
C	\$91,105,927	\$90,143,247/98.9%	\$1,732,707/1.90%	\$268,805/.295%	\$16,741/.018%	\$513,802/.564%	\$1,202,163/1.31%	\$268,805/.295%	

696-TEXAS DEPT OF CRIMINAL JUSTICE-Special Trade Unadjusted Goal is 57.2%

FUND TYPE	TOTAL EXPENDITURES	TOTAL SPENT WITH NON-HUBS	TOTAL SPENT WITH **ADJ. HUBS 47.0% AMOUNT/%	TOTAL SPENT WITH *OTHER HUBS 10.2% AMOUNT/%	BLACK AMOUNT/%	**ADJUSTED HUB GOAL 47.0% HISPANIC AMOUNT/%	ASIAN PACIFIC AMOUNT/%	*OTHER HUB GOAL 10.2% NATIVE AMERICAN AMOUNT/%	WOMAN AMOUNT/%
T	\$2,440,048	\$1,893,110/77.6%	\$106,429/4.36%	\$440,598/18.0%	\$39,188/1.60%	\$67,243/2.75%	\$1,958/.081%	\$331,927/13.6%	\$106,592/4.36%
N	\$350	\$350/100%							
S	***	***	\$870/.063%	\$111,273/8.16%		\$870/.063%			\$111,273/8.16%
TC	\$1,505	\$1,505/100%							
C	\$2,438,902	\$1,891,964/77.5%	\$107,300/4.39%	\$551,781/22.6%	\$39,186/1.60%	\$68,113/2.79%	\$1,958/.081%	\$331,927/13.6%	\$217,865/8.93%

696-TEXAS DEPT OF CRIMINAL JUSTICE-Professional Services Unadjusted Goal is 20.0%

FUND TYPE	TOTAL EXPENDITURES	TOTAL SPENT WITH NON-HUBS	TOTAL SPENT WITH **ADJ. HUBS 16.1% AMOUNT/%	TOTAL SPENT WITH *OTHER HUBS 1.9% AMOUNT/%	BLACK AMOUNT/%	**ADJUSTED HUB GOAL 16.1% HISPANIC AMOUNT/%	WOMAN AMOUNT/%	*OTHER HUB GOAL 1.9% ASIAN PACIFIC AMOUNT/%	NATIVE AMERICAN AMOUNT/%
T	\$10,801,980	\$10,689,236/99.0%	\$102,743/.951%			\$102,743/.951%			
N									
S	***	***	\$117,158/2.03%		\$3,150/.059%	\$104,984/1.82%	\$9,025/.157%		
TC									
C	\$10,801,980	\$10,689,236/99.0%	\$219,903/2.03%		\$3,150/.029%	\$207,728/1.92%	\$9,025/.083%		

696-TEXAS DEPT OF CRIMINAL JUSTICE-Other Services Unadjusted Goal is 33.0%

FUND TYPE	TOTAL EXPENDITURES	TOTAL SPENT WITH NON-HUBS	TOTAL SPENT WITH **ADJ. HUBS 33.0% AMOUNT/%	TOTAL SPENT WITH *OTHER HUBS 1.1% AMOUNT/%	ASIAN PACIFIC AMOUNT/%	**ADJUSTED HUB GOAL 33.0% BLACK AMOUNT/%	HISPANIC AMOUNT/%	NATIVE AMERICAN AMOUNT/%	WOMAN AMOUNT/%
T	\$52,793,280	\$49,022,082/92.8%	\$3,771,197/7.14%		\$22,455/.042%	\$77,534/.146%	\$788,571/1.49%	\$372/.000%	\$2,862,264/5.45%
N	\$1,083,041	\$1,088,541/99.5%	\$4,499/.411%		\$1,049/.095%	\$2,228/.203%			\$1,222/.111%
S									
TC	\$3,539,023	\$3,370,248/95.2%	\$168,775/4.76%						\$168,775/4.76%
C	\$60,347,288	\$46,740,376/92.8%	\$3,806,822/7.16%		\$23,504/.045%	\$79,762/.158%	\$788,571/1.56%	\$372/.000%	\$2,714,711/5.39%

696-TEXAS DEPT OF CRIMINAL JUSTICE-Commodity Purchasing Unadjusted Goal is 12.6%

FUND TYPE	TOTAL EXPENDITURES	TOTAL SPENT WITH NON-HUBS	TOTAL SPENT WITH **ADJ. HUBS 11.5% AMOUNT/%	TOTAL SPENT WITH *OTHER HUBS 1.1% AMOUNT/%	BLACK AMOUNT/%	**ADJUSTED HUB GOAL 11.5% HISPANIC AMOUNT/%	WOMAN AMOUNT/%	*OTHER HUB GOAL 1.1% ASIAN PACIFIC AMOUNT/%	NATIVE AMERICAN AMOUNT/%
T	\$290,840,436	\$267,424,503/92.0%	\$20,133,550/6.92%	\$3,082,382/1.06%	\$2,654,856/.913%	\$3,487,070/1.20%	\$13,981,624/4.81%	\$2,871,945/1.02%	\$110,437/.038%
N	\$3,823,201	\$3,496,089/91.4%	\$289,979/7.58%	\$37,122/.971%	\$33,434/.874%	\$39,385/1.03%	\$217,159/5.64%	\$36,770/.961%	\$351/.009%
S	***	***	\$600,655/.433%	\$6,037/.004%	\$64,424/.046%	\$49,332/.035%	\$486,908/.351%	\$4,082/.002%	\$1,855/.001%
TC	\$64,181,068	\$77,609,374/92.1%	\$6,398,559/7.60%	\$177,153/.210%	\$971,703/1.15%	\$998,961/1.18%	\$4,427,895/5.26%	\$171,911/.204%	\$5,242/.006%
C	\$210,282,550	\$193,315,229/91.9%	\$14,625,636/6.96%	\$2,948,368/1.40%	\$1,781,011/.847%	\$2,586,827/1.23%	\$10,257,796/4.87%	\$2,340,886/1.35%	\$107,501/.051%

DB = DEBIT (NEGATIVE AMOUNT) * = OTHER HUBS ** = ADJUSTED HUBS *** = DOLLARS REPORTED BUT NOT SHOWN IN THESE COLUMNS. SEE COVER LETTER PARA. 4
T=TREASURY, N=NON-TREASURY, S=SUBCONTRACTOR FUNDS & PROCUREMENT CARD HUB PURCHASES, TC=TERM CONTRACT, C=CONSOLIDATED. SEE PAGE 4 OF HUB REPORT FOR FUND TYPE DESCRIPTION.

697-TDCJ - Pardons & Paroles Division-Heavy Construction Unadjusted Goal is 11.9%

FUND TYPE	TOTAL EXPENDITURES	TOTAL SPENT WITH NON-HUBS AMOUNT/%	TOTAL SPENT WITH **ADJ. HUBS 8.3% AMOUNT/%	TOTAL SPENT WITH *OTHER HUBS 5.3% AMOUNT/%	ASIAN PACIFIC AMOUNT/%	BLACK AMOUNT/%	HISPANIC AMOUNT/%	NATIVE AMERICAN AMOUNT/%	*OTHER HUB GOAL 5.3% WOMAN AMOUNT/%
T									
N									
S									
TC									
C									

697-TDCJ - Pardons & Paroles Division-Building Construction Unadjusted Goal is 26.1%

FUND TYPE	TOTAL EXPENDITURES	TOTAL SPENT WITH NON-HUBS	TOTAL SPENT WITH **ADJ. HUBS 25.1%	TOTAL SPENT WITH *OTHER HUBS 1.0%	BLACK	HISPANIC	WOMAN	*OTHER HUB GOAL 1.0% ASIAN PACIFIC NATIVE AMERICAN
T								
N								
S								
TC								
C								

697-TDCJ - Pardons & Paroles Division-Special Trade Unadjusted Goal is 57.2%

FUND TYPE	TOTAL EXPENDITURES	TOTAL SPENT WITH NON-HUBS	TOTAL SPENT WITH **ADJ. HUBS 47.0%	TOTAL SPENT WITH *OTHER HUBS 10.2%	BLACK	HISPANIC	ASIAN PACIFIC	NATIVE AMERICAN	WOMAN
T									
N									
S									
TC									
C									

697-TDCJ - Pardons & Paroles Division-Professional Services Unadjusted Goal is 20.0%

FUND TYPE	TOTAL EXPENDITURES	TOTAL SPENT WITH NON-HUBS	TOTAL SPENT WITH **ADJ. HUBS 18.1%	TOTAL SPENT WITH *OTHER HUBS 1.9%	BLACK	HISPANIC	WOMAN	*OTHER HUB GOAL 1.9% ASIAN PACIFIC NATIVE AMERICAN
T								
N								
S								
TC								
C								

697-TDCJ - Pardons & Paroles Division-Other Services Unadjusted Goal is 33.0%

FUND TYPE	TOTAL EXPENDITURES	TOTAL SPENT WITH NON-HUBS	TOTAL SPENT WITH **ADJ. HUBS 33.0%	ASIAN PACIFIC	BLACK	HISPANIC	NATIVE AMERICAN	WOMAN
T								
N								
S								
TC								
C								

697-TDCJ - Pardons & Paroles Division-Commodity Purchasing Unadjusted Goal is 12.6%

FUND TYPE	TOTAL EXPENDITURES	TOTAL SPENT WITH NON-HUBS	TOTAL SPENT WITH **ADJ. HUBS 11.5%	TOTAL SPENT WITH *OTHER HUBS 1.1%	BLACK	HISPANIC	WOMAN	*OTHER HUB GOAL 1.1% ASIAN PACIFIC NATIVE AMERICAN
T	\$3,365	\$560/16.6%	\$2,805/83.3%					\$2,805/83.3%
N								
S								
TC								
C	\$3,365	\$560/16.6%	\$2,805/83.3%					\$2,805/83.3%

DB = DEBIT (NEGATIVE AMOUNT) * = OTHER HUBS ** = ADJUSTED HUBS *** = DOLLARS REPORTED BUT NOT SHOWN IN THESE COLUMNS. SEE COVER LETTER PARA. 4
T=TREASURY, N=NON-TREASURY, S=SUBCONTRACTOR FUNDS & PROCUREMENT CARD HUB PURCHASES, TC=TERM CONTRACT, C=CONSOLIDATED. SEE PAGE 4 OF HUB REPORT FOR FUND TYPE DESCRIPTION.

FUND TYPE	TOTAL EXPENDITURES	TOTAL SPENT WITH NON-HUBS AMOUNT/%	899-LAREDO STATE CENTER (SEE #655)-Heavy Construction Unadjusted Goal is 11.9%		**ADJUSTED HUB GOAL 6.6%				*OTHER HUB GOAL 5.3%
			TOTAL SPENT WITH **ADJ. HUBS 6.6% AMOUNT/%	TOTAL SPENT WITH *OTHER HUBS 5.3% AMOUNT/%	ASIAN PACIFIC AMOUNT/%	BLACK AMOUNT/%	HISPANIC AMOUNT/%	NATIVE AMERICAN AMOUNT/%	WOMAN AMOUNT/%

T
N
S
-TC
C

FUND TYPE	TOTAL EXPENDITURES	TOTAL SPENT WITH NON-HUBS	899-LAREDO STATE CENTER (SEE #655)-Building Construction Unadjusted Goal is 26.1%		**ADJUSTED HUB GOAL 26.1%			*OTHER HUB GOAL 1.0%	
			TOTAL SPENT WITH **ADJ. HUBS 26.1%	TOTAL SPENT WITH *OTHER HUBS 1.0%	BLACK	HISPANIC	WOMAN	ASIAN PACIFIC	NATIVE AMERICAN

T
N
S
-TC
C

FUND TYPE	TOTAL EXPENDITURES	TOTAL SPENT WITH NON-HUBS	899-LAREDO STATE CENTER (SEE #655)-Special Trade Unadjusted Goal is 47.2%		**ADJUSTED HUB GOAL 47.0%		*OTHER HUB GOAL 10.2%		
			TOTAL SPENT WITH **ADJ. HUBS 47.0%	TOTAL SPENT WITH *OTHER HUBS 10.2%	BLACK	HISPANIC	ASIAN PACIFIC	NATIVE AMERICAN	WOMAN

T
N
S
-TC
C

FUND TYPE	TOTAL EXPENDITURES	TOTAL SPENT WITH NON-HUBS	899-LAREDO STATE CENTER (SEE #655)-Professional Services Unadjusted Goal is 20.0%		**ADJUSTED HUB GOAL 16.1%			*OTHER HUB GOAL 1.9%	
			TOTAL SPENT WITH **ADJ. HUBS 16.1%	TOTAL SPENT WITH *OTHER HUBS 1.9%	BLACK	HISPANIC	WOMAN	ASIAN PACIFIC	NATIVE AMERICAN

T
N
S
-TC
C

FUND TYPE	TOTAL EXPENDITURES	TOTAL SPENT WITH NON-HUBS	899-LAREDO STATE CENTER (SEE #655)-Other Services Unadjusted Goal is 33.0%		**ADJUSTED HUB GOAL 33.0%				
			TOTAL SPENT WITH **ADJ. HUBS 33.0%	ASIAN PACIFIC	BLACK	HISPANIC	NATIVE AMERICAN	WOMAN	

T
N
S
-TC
C

FUND TYPE	TOTAL EXPENDITURES	TOTAL SPENT WITH NON-HUBS	899-LAREDO STATE CENTER (SEE #655)-Commodity Purchasing Unadjusted Goal is 12.6%		**ADJUSTED HUB GOAL 11.5%			*OTHER HUB GOAL 1.1%	
			TOTAL SPENT WITH **ADJ. HUBS 11.5%	BLACK	HISPANIC	WOMAN	ASIAN PACIFIC	NATIVE AMERICAN	

T
N
S
-TC
C

	\$37,887	\$17,580/46.4%	\$20,307/53.5%	\$20,307/53.5%
C	\$37,887	\$17,580/46.4%	\$20,307/53.5%	\$20,307/53.5%

OB = DEBIT (NEGATIVE AMOUNT) * = OTHER HUBS ** = ADJUSTED HUBS *** = DOLLARS REPORTED BUT NOT SHOWN IN THESE COLUMNS. SEE COVER LETTER PARA. 4
T-TREASURY, N=NON-TREASURY, S=SUBCONTRACTOR FUNDS & PROCUREMENT CARO HUB PURCHASES, TC=TERM CONTRACT, C=CONSOLIDATED. SEE PAGE 4 OF HUB REPORT FOR FUND TYPE DESCRIPTION.

701-TEXAS EDUCATION AGENCY-Heavy Construction Unadjusted Goal is 11.9%

FUND TYPE	TOTAL EXPENDITURES	TOTAL SPENT WITH NON-HUBS AMOUNT/%	TOTAL SPENT WITH **ADJ. HUBS 8.5% AMOUNT/%	TOTAL SPENT WITH *OTHER HUBS 5.3% AMOUNT/%	ASIAN PACIFIC AMOUNT/%	**ADJUSTED HUB GOAL 6.6% BLACK AMOUNT/%	HISPANIC AMOUNT/%	NATIVE AMERICAN AMOUNT/%	*OTHER HUB GOAL 5.3% WOMAN AMOUNT/%
-----------	--------------------	------------------------------------	--	--	------------------------	--	-------------------	--------------------------	--

T
N
S
TC

C

701-TEXAS EDUCATION AGENCY-Building Construction Unadjusted Goal is 26.1%

FUND TYPE	TOTAL EXPENDITURES	TOTAL SPENT WITH NON-HUBS	TOTAL SPENT WITH **ADJ. HUBS 25.1%	TOTAL SPENT WITH *OTHER HUBS 1.0%	BLACK	**ADJUSTED HUB GOAL 25.1% HISPANIC	WOMAN	*OTHER HUB GOAL 1.0% ASIAN PACIFIC NATIVE AMERICAN
-----------	--------------------	---------------------------	------------------------------------	-----------------------------------	-------	---------------------------------------	-------	---

T
N
S
TC

C

701-TEXAS EDUCATION AGENCY-Special Trade Unadjusted Goal is 57.2%

FUND TYPE	TOTAL EXPENDITURES	TOTAL SPENT WITH NON-HUBS	TOTAL SPENT WITH **ADJ. HUBS 47.0% AMOUNT/%	TOTAL SPENT WITH *OTHER HUBS 10.2% AMOUNT/%	BLACK	**ADJUSTED HUB GOAL 47.0% HISPANIC	WOMAN	*OTHER HUB GOAL 10.2% ASIAN PACIFIC NATIVE AMERICAN
-----------	--------------------	---------------------------	---	---	-------	---------------------------------------	-------	--

T
N
S
TC

C

701-TEXAS EDUCATION AGENCY-Professional Services Unadjusted Goal is 20.0%

FUND TYPE	TOTAL EXPENDITURES	TOTAL SPENT WITH NON-HUBS	TOTAL SPENT WITH **ADJ. HUBS 18.1% AMOUNT/%	TOTAL SPENT WITH *OTHER HUBS 1.9% AMOUNT/%	BLACK	**ADJUSTED HUB GOAL 18.1% HISPANIC	WOMAN	*OTHER HUB GOAL 1.9% ASIAN PACIFIC NATIVE AMERICAN
-----------	--------------------	---------------------------	---	--	-------	---------------------------------------	-------	---

T
N
S
TC

C

701-TEXAS EDUCATION AGENCY-Other Services Unadjusted Goal is 33.0%

FUND TYPE	TOTAL EXPENDITURES	TOTAL SPENT WITH NON-HUBS	TOTAL SPENT WITH **ADJ. HUBS 33.0% AMOUNT/%	TOTAL SPENT WITH *OTHER HUBS 1.1% AMOUNT/%	ASIAN PACIFIC	BLACK	**ADJUSTED HUB GOAL 33.0% HISPANIC	NATIVE AMERICAN	WOMAN
-----------	--------------------	---------------------------	---	--	---------------	-------	---------------------------------------	-----------------	-------

T
N
S
TC

C

701-TEXAS EDUCATION AGENCY-Commodity Purchasing Unadjusted Goal is 12.6%

FUND TYPE	TOTAL EXPENDITURES	TOTAL SPENT WITH NON-HUBS	TOTAL SPENT WITH **ADJ. HUBS 11.5% AMOUNT/%	TOTAL SPENT WITH *OTHER HUBS 1.1% AMOUNT/%	BLACK	**ADJUSTED HUB GOAL 11.5% HISPANIC	WOMAN	*OTHER HUB GOAL 1.1% ASIAN PACIFIC NATIVE AMERICAN
-----------	--------------------	---------------------------	---	--	-------	---------------------------------------	-------	---

T
N
S
TC

C

DB = DEBIT (NEGATIVE AMOUNT) * = OTHER HUBS ** = ADJUSTED HUBS *** = DOLLARS REPORTED BUT NOT SHOWN IN THESE COLUMNS. SEE COVER LETTER PARA. 4
T=TREASURY, N=NON-TREASURY, S=SUBCONTRACTOR FUNDS & PROCUREMENT CARD HUB PURCHASES, TC=TERM CONTRACT, C=CONSOLIDATED. SEE PAGE 4 OF HUB REPORT FOR FUND TYPE DESCRIPTION.

703-(SEE #705) STATE BOARD OF EDUCATOR-Heavy Construction Unadjusted Goal is 11.9%

FUND TYPE	TOTAL EXPENDITURES	TOTAL SPENT WITH NON-HUBS AMOUNT/%	TOTAL SPENT WITH **ADJ. HUBS 6.6% AMOUNT/%	TOTAL SPENT WITH *OTHER HUBS 5.3% AMOUNT/%	ASIAN PACIFIC AMOUNT/%	**ADJUSTED HUB GOAL 6.6% BLACK AMOUNT/%	HISPANIC AMOUNT/%	NATIVE AMERICAN AMOUNT/%	*OTHER HUB GOAL 5.3% WOMAN AMOUNT/%
-----------	--------------------	------------------------------------	--	--	------------------------	--	-------------------	--------------------------	--

T
N
S
-TC
C

703-(SEE #705) STATE BOARD OF EDUCATOR-Building Construction Unadjusted Goal is 26.1%

FUND TYPE	TOTAL EXPENDITURES	TOTAL SPENT WITH NON-HUBS	TOTAL SPENT WITH **ADJ. HUBS 25.1%	TOTAL SPENT WITH *OTHER HUBS 1.0%	BLACK	**ADJUSTED HUB GOAL 26.1% HISPANIC	WOMAN	*OTHER HUB GOAL 1.0% ASIAN PACIFIC	NATIVE AMERICAN
-----------	--------------------	---------------------------	------------------------------------	-----------------------------------	-------	---------------------------------------	-------	---------------------------------------	-----------------

T
N
S
-TC
C

703-(SEE #705) STATE BOARD OF EDUCATOR-Special Trade Unadjusted Goal is 47.2%

FUND TYPE	TOTAL EXPENDITURES	TOTAL SPENT WITH NON-HUBS	TOTAL SPENT WITH **ADJ. HUBS 47.2%	TOTAL SPENT WITH *OTHER HUBS 10.2%	BLACK	**ADJUSTED HUB GOAL 47.0% HISPANIC	*OTHER HUB GOAL 10.2% ASIAN PACIFIC	NATIVE AMERICAN	WOMAN
-----------	--------------------	---------------------------	------------------------------------	------------------------------------	-------	---------------------------------------	--	-----------------	-------

T
N
S
-TC
C

703-(SEE #705) STATE BOARD OF EDUCATOR-Professional Services Unadjusted Goal is 20.0%

FUND TYPE	TOTAL EXPENDITURES	TOTAL SPENT WITH NON-HUBS	TOTAL SPENT WITH **ADJ. HUBS 18.1%	TOTAL SPENT WITH *OTHER HUBS 1.9%	BLACK	**ADJUSTED HUB GOAL 18.1% HISPANIC	WOMAN	*OTHER HUB GOAL 1.9% ASIAN PACIFIC	NATIVE AMERICAN
-----------	--------------------	---------------------------	------------------------------------	-----------------------------------	-------	---------------------------------------	-------	---------------------------------------	-----------------

T
N
S
-TC
C

703-(SEE #705) STATE BOARD OF EDUCATOR-Other Services Unadjusted Goal is 33.0%

FUND TYPE	TOTAL EXPENDITURES	TOTAL SPENT WITH NON-HUBS	TOTAL SPENT WITH **ADJ. HUBS 33.0%	ASIAN PACIFIC	BLACK	**ADJUSTED HUB GOAL 33.0% HISPANIC	NATIVE AMERICAN	WOMAN
-----------	--------------------	---------------------------	------------------------------------	---------------	-------	---------------------------------------	-----------------	-------

T
N
S
-TC
C

703-(SEE #705) STATE BOARD OF EDUCATOR-Commodity Purchasing Unadjusted Goal is 12.6%

FUND TYPE	TOTAL EXPENDITURES	TOTAL SPENT WITH NON-HUBS	TOTAL SPENT WITH **ADJ. HUBS 11.5%	TOTAL SPENT WITH *OTHER HUBS 1.1%	BLACK	**ADJUSTED HUB GOAL 11.5% HISPANIC	WOMAN	*OTHER HUB GOAL 1.1% ASIAN PACIFIC	NATIVE AMERICAN
-----------	--------------------	---------------------------	------------------------------------	-----------------------------------	-------	---------------------------------------	-------	---------------------------------------	-----------------

T
N
S
-TC
C

DB = DEBIT (NEGATIVE AMOUNT) * = OTHER HUBS ** = ADJUSTED HUBS *** = DOLLARS REPORTED BUT NOT SHOWN IN THESE COLUMNS. SEE COVER LETTER PARA. 4
T=TREASURY, N=NON-TREASURY, S=SUBCONTRACTOR FUNDS & PROCUREMENT CARD HUB PURCHASES, TC=TERM CONTRACT, C=CONSOLIDATED. SEE PAGE 4 OF HUB REPORT FOR FUND TYPE DESCRIPTION.

705-STATE BOARD FOR EDUCATOR CERT.-Heavy Construction Unadjusted Goal is 11.9%

FUND TYPE	TOTAL EXPENDITURES	TOTAL SPENT WITH NON-HUBS AMOUNT/%	TOTAL SPENT WITH **ADJ. HUBS 6.6%	TOTAL SPENT WITH *OTHER HUBS 5.3%	ASIAN PACIFIC AMOUNT/%	**ADJUSTED HUB GOAL 6.6%	BLACK AMOUNT/%	HISPANIC AMOUNT/%	NATIVE AMERICAN AMOUNT/%	*OTHER HUB GOAL 5.3% WOMAN AMOUNT/%
T										
N										
S										
TC										
C										

705-STATE BOARD FOR EDUCATOR CERT.-Building Construction Unadjusted Goal is 26.1%

FUND TYPE	TOTAL EXPENDITURES	TOTAL SPENT WITH NON-HUBS	TOTAL SPENT WITH **ADJ. HUBS 25.1%	TOTAL SPENT WITH *OTHER HUBS 1.0%	BLACK	**ADJUSTED HUB GOAL 25.1%	HISPANIC	WOMAN	*OTHER HUB GOAL 1.0%	ASIAN PACIFIC	NATIVE AMERICAN
T											
N											
S											
TC											
C											

705-STATE BOARD FOR EDUCATOR CERT.-Special Trade Unadjusted Goal is 57.2%

FUND TYPE	TOTAL EXPENDITURES	TOTAL SPENT WITH NON-HUBS	TOTAL SPENT WITH **ADJ. HUBS 47.0%	TOTAL SPENT WITH *OTHER HUBS 10.2%	BLACK	**ADJUSTED HUB GOAL 47.0%	HISPANIC	ASIAN PACIFIC	NATIVE AMERICAN	WOMAN
T										
N										
S										
TC										
C										

705-STATE BOARD FOR EDUCATOR CERT.-Professional Services Unadjusted Goal is 20.0%

FUND TYPE	TOTAL EXPENDITURES	TOTAL SPENT WITH NON-HUBS	TOTAL SPENT WITH **ADJ. HUBS 18.1%	TOTAL SPENT WITH *OTHER HUBS 1.9%	BLACK	**ADJUSTED HUB GOAL 18.1%	HISPANIC	WOMAN	*OTHER HUB GOAL 1.9%	ASIAN PACIFIC	NATIVE AMERICAN
T	\$2,872	\$2,872/100 %									
N											
S											
TC											
C	\$2,872	\$2,872/100 %									

705-STATE BOARD FOR EDUCATOR CERT.-Other Services Unadjusted Goal is 33.0%

FUND TYPE	TOTAL EXPENDITURES	TOTAL SPENT WITH NON-HUBS	TOTAL SPENT WITH **ADJ. HUBS 33.0%	TOTAL SPENT WITH *OTHER HUBS 1.1%	ASIAN PACIFIC	**ADJUSTED HUB GOAL 33.0%	BLACK	HISPANIC	NATIVE AMERICAN	WOMAN
T	\$1,335,043	\$1,175,456/88.0%	\$159,586/11.9%		\$18,720/1.40%			\$10,073/.754%		\$130,792/9.78%
N										
S										
TC	\$19,369	\$11,176/57.7%	\$8,192/42.2%					\$8,192/42.2%		
C	\$1,315,674	\$1,164,280/88.4%	\$151,394/11.5%		\$18,720/1.42%			\$1,880/.143%		\$130,792/9.94%

705-STATE BOARD FOR EDUCATOR CERT.-Commodity Purchasing Unadjusted Goal is 12.6%

FUND TYPE	TOTAL EXPENDITURES	TOTAL SPENT WITH NON-HUBS	TOTAL SPENT WITH **ADJ. HUBS 11.5%	TOTAL SPENT WITH *OTHER HUBS 1.1%	BLACK	**ADJUSTED HUB GOAL 11.5%	HISPANIC	WOMAN	*OTHER HUB GOAL 1.1%	ASIAN PACIFIC	NATIVE AMERICAN
T	\$247,622	\$98,676/39.8%	\$146,822/59.2%	\$2,123/.857%				\$146,822/59.2%		\$2,123/.857%	
N											
S											
TC	\$11,401	\$11,401/100 %									
C	\$236,221	\$87,275/36.9%	\$146,822/62.1%	\$2,123/.898%				\$146,822/62.1%		\$2,123/.898%	

DB = DEBIT (NEGATIVE AMOUNT) * = OTHER HUBS ** = ADJUSTED HUBS *** = DOLLARS REPORTED BUT NOT SHOWN IN THESE COLUMNS. SEE COVER LETTER PARA. 4
T=TREASURY, N=NON-TREASURY, S=SUBCONTRACTOR FUNDS & PROCUREMENT CARD HUB PURCHASES, TC=TERM CONTRACT, C=CONSOLIDATED. SEE PAGE 4 OF HUB REPORT FOR FUND TYPE DESCRIPTION.

FUND TYPE	TOTAL EXPENDITURES	TOTAL SPENT WITH NON-HUBS AMOUNT/%	710-TEXAS A & M UNIVERSITY SYSTEM-Heavy Construction Unadjusted Goal is 11.9%		**ADJUSTED HUB GOAL 6.6%				*OTHER HUB GOAL 5.3% WOMAN AMOUNT/%
			TOTAL SPENT WITH **ADJ. HUBS 6.6% AMOUNT/%	TOTAL SPENT WITH *OTHER HUBS 5.3% AMOUNT/%	ASIAN PACIFIC AMOUNT/%	BLACK AMOUNT/%	HISPANIC AMOUNT/%	NATIVE AMERICAN AMOUNT/%	

T									
N									
S									
-TC									
C									

FUND TYPE	TOTAL EXPENDITURES	TOTAL SPENT WITH NON-HUBS	710-TEXAS A & M UNIVERSITY SYSTEM-Building Construction Unadjusted Goal is 26.1%		**ADJUSTED HUB GOAL 25.1%			*OTHER HUB GOAL 1.0%	
			TOTAL SPENT WITH **ADJ. HUBS 25.1%	TOTAL SPENT WITH *OTHER HUBS 1.0%	BLACK	HISPANIC	WOMAN	ASIAN PACIFIC	NATIVE AMERICAN

T									
N	\$64,698,007	\$62,921,753/97.2%	\$1,834,696/2.52%	\$141,556/.218%			\$1,634,696/2.52%		\$141,556/.218%
S	***	***	\$2,048,918/3.18%			\$1,329,783/2.05%	\$719,125/1.11%		
-TC									
C	\$64,698,007	\$62,921,753/97.2%	\$3,683,814/5.69%	\$141,556/.218%		\$1,329,783/2.05%	\$2,353,831/3.63%		\$141,556/.218%

FUND TYPE	TOTAL EXPENDITURES	TOTAL SPENT WITH NON-HUBS	710-TEXAS A & M UNIVERSITY SYSTEM-Special Trade Unadjusted Goal is 57.2%		**ADJUSTED HUB GOAL 47.0%		*OTHER HUB GOAL 10.2%		
			TOTAL SPENT WITH **ADJ. HUBS 47.0%	TOTAL SPENT WITH *OTHER HUBS 10.2%	BLACK	HISPANIC	ASIAN PACIFIC	NATIVE AMERICAN	WOMAN

T	\$286	\$286/100%							
N									
S									
-TC									
C	\$286	\$286/100%							

FUND TYPE	TOTAL EXPENDITURES	TOTAL SPENT WITH NON-HUBS	710-TEXAS A & M UNIVERSITY SYSTEM-Professional Services Unadjusted Goal is 20.0%		**ADJUSTED HUB GOAL 18.1%			*OTHER HUB GOAL 1.8%	
			TOTAL SPENT WITH **ADJ. HUBS 18.1%	TOTAL SPENT WITH *OTHER HUBS 1.8%	BLACK	HISPANIC	WOMAN	ASIAN PACIFIC	NATIVE AMERICAN

T	\$3,975,471	\$3,668,416/92.2%	\$294,283/7.40%	\$12,771/.321%	\$8,641/.217%	\$285,641/7.18%			\$12,771/.321%
N			\$305,106/7.71%	\$367,468/9.28%	\$36,167/.914%	\$200,873/5.07%	\$68,066/1.72%		\$367,468/9.28%
S	***	***							
-TC									
C	\$3,975,471	\$3,668,416/92.2%	\$599,388/15.0%	\$380,239/9.56%	\$44,805/1.12%	\$486,514/12.2%	\$88,066/1.71%		\$380,239/9.58%

FUND TYPE	TOTAL EXPENDITURES	TOTAL SPENT WITH NON-HUBS	710-TEXAS A & M UNIVERSITY SYSTEM-Other Services Unadjusted Goal is 33.0%		**ADJUSTED HUB GOAL 33.0%				
			TOTAL SPENT WITH **ADJ. HUBS 33.0%	TOTAL SPENT WITH *OTHER HUBS 1.1%	ASIAN PACIFIC	BLACK	HISPANIC	NATIVE AMERICAN	WOMAN

T	\$22,240	\$22,240/100%							
N	\$2,364,435	\$2,286,713/97.1%	\$67,721/2.86%		\$16,552/.700%	\$5,675/.240%	\$6,440/.274%		\$39,013/1.65%
S									
-TC	\$1,855	\$1,855/100%							
C	\$2,364,435	\$2,317,097/97.1%	\$67,721/2.83%		\$16,552/.694%	\$5,675/.238%	\$6,440/.271%		\$39,013/1.63%

FUND TYPE	TOTAL EXPENDITURES	TOTAL SPENT WITH NON-HUBS	710-TEXAS A & M UNIVERSITY SYSTEM-Commodity Purchasing Unadjusted Goal is 12.6%		**ADJUSTED HUB GOAL 11.5%			*OTHER HUB GOAL 1.1%	
			TOTAL SPENT WITH **ADJ. HUBS 11.5%	TOTAL SPENT WITH *OTHER HUBS 1.1%	BLACK	HISPANIC	WOMAN	ASIAN PACIFIC	NATIVE AMERICAN

T	\$25,504	\$16,863/66.1%	\$4,400/17.2%	\$4,244/16.6%			\$4,400/17.2%		\$4,244/16.6%
N	\$13,640,456	\$12,690,236/93.0%	\$927,789/6.80%	\$22,448/.164%		\$83,901/.615%	\$843,888/6.18%		\$22,448/.164%
S									
-TC									
C	\$13,665,954	\$12,707,099/92.9%	\$932,170/6.82%	\$26,694/.195%		\$83,901/.613%	\$848,289/6.20%		\$26,694/.195%

DB = DEBIT (NEGATIVE AMOUNT) * = OTHER HUBS ** = ADJUSTED HUBS *** = DOLLARS REPORTED BUT NOT SHOWN IN THESE COLUMNS. SEE COVER LETTER PARA. 4
T=TREASURY, N=NON-TREASURY, S=SUBCONTRACTOR FUNDS & PROCUREMENT CARD HUB PURCHASES, TC=TERM CONTRACT, C=CONSOLIDATED. SEE PAGE 4 OF HUB REPORT FOR FUND TYPE DESCRIPTION.

711-TEXAS A & M UNIVERSITY (MAIN UNIV.)-Heavy Construction Unadjusted Goal is 11.9%

FUND TYPE	TOTAL EXPENDITURES	TOTAL SPENT WITH NON-HUBS AMOUNT/%	TOTAL SPENT WITH **ADJ. HUBS 6.6% AMOUNT/%	TOTAL SPENT WITH *OTHER HUBS 5.3% AMOUNT/%	**ADJUSTED HUB GOAL 6.6%				*OTHER HUB GOAL 5.3% WOMAN AMOUNT/%
					ASIAN PACIFIC AMOUNT/%	BLACK AMOUNT/%	HISPANIC AMOUNT/%	NATIVE AMERICAN AMOUNT/%	
T									
N	\$26,881	\$972/3.38%		\$27,909/96.6%					\$27,909/96.6%
S									
-TC									
C	\$26,881	\$972/3.36%		\$27,909/96.6%					\$27,909/96.6%

711-TEXAS A & M UNIVERSITY (MAIN UNIV.)-Building Construction Unadjusted Goal is 26.1%

FUND TYPE	TOTAL EXPENDITURES	TOTAL SPENT WITH NON-HUBS	TOTAL SPENT WITH **ADJ. HUBS 25.1% AMOUNT/%	TOTAL SPENT WITH *OTHER HUBS 1.0% AMOUNT/%	**ADJUSTED HUB GOAL 25.1%			*OTHER HUB GOAL 1.0%	
					BLACK	HISPANIC	WOMAN	ASIAN PACIFIC	NATIVE AMERICAN
T	\$62,972	\$62,972/100%							
N	\$106,101	\$106,101/100%							
S									
-TC									
C	\$169,074	\$169,074/100%							

711-TEXAS A & M UNIVERSITY (MAIN UNIV.)-Special Trade Unadjusted Goal is 57.2%

FUND TYPE	TOTAL EXPENDITURES	TOTAL SPENT WITH NON-HUBS	TOTAL SPENT WITH **ADJ. HUBS 47.0% AMOUNT/%	TOTAL SPENT WITH *OTHER HUBS 10.2% AMOUNT/%	**ADJUSTED HUB GOAL 47.0%		*OTHER HUB GOAL 10.2%		
					BLACK	HISPANIC	ASIAN PACIFIC	NATIVE AMERICAN	WOMAN
T	\$21,726	\$21,726/100%							
N	\$1,313,981	\$1,273,856/96.9%	\$25,910/1.97%	\$14,213/1.06%		\$25,910/1.87%			\$14,213/1.06%
S									
-TC									
C	\$1,335,707	\$1,295,584/96.9%	\$25,910/1.83%	\$14,213/1.06%		\$25,910/1.93%			\$14,213/1.06%

711-TEXAS A & M UNIVERSITY (MAIN UNIV.)-Professional Services Unadjusted Goal is 20.0%

FUND TYPE	TOTAL EXPENDITURES	TOTAL SPENT WITH NON-HUBS	TOTAL SPENT WITH **ADJ. HUBS 16.1% AMOUNT/%	TOTAL SPENT WITH *OTHER HUBS 1.9% AMOUNT/%	**ADJUSTED HUB GOAL 16.1%		*OTHER HUB GOAL 1.9%		
					BLACK	HISPANIC	WOMAN	ASIAN PACIFIC	NATIVE AMERICAN
T	\$7,831	\$7,831/100%							
N	\$326,534	\$326,534/100%							
S									
-TC									
C	\$334,365	\$334,365/100%							

711-TEXAS A & M UNIVERSITY (MAIN UNIV.)-Other Services Unadjusted Goal is 33.0%

FUND TYPE	TOTAL EXPENDITURES	TOTAL SPENT WITH NON-HUBS	TOTAL SPENT WITH **ADJ. HUBS 33.0% AMOUNT/%	**ADJUSTED HUB GOAL 33.0%				
				ASIAN PACIFIC	BLACK	HISPANIC	NATIVE AMERICAN	WOMAN
T	\$8,807,567	\$8,752,906/99.1%	\$54,660/.802%		\$980/.014%	\$4,441/.065%		\$48,238/.723%
N	\$20,796,036	\$20,075,183/96.5%	\$720,853/3.46%	\$31,644/.152%	\$25,239/.121%	\$144,107/.693%		\$519,862/2.49%
S								
-TC	\$374,628	\$374,628/100%						
C	\$27,228,975	\$26,453,461/97.1%	\$775,513/2.84%	\$31,644/.116%	\$26,219/.098%	\$148,649/.545%		\$569,101/2.09%

711-TEXAS A & M UNIVERSITY (MAIN UNIV.)-Commodity Purchasing Unadjusted Goal is 12.6%

FUND TYPE	TOTAL EXPENDITURES	TOTAL SPENT WITH NON-HUBS	TOTAL SPENT WITH **ADJ. HUBS 11.5% AMOUNT/%	TOTAL SPENT WITH *OTHER HUBS 1.1% AMOUNT/%	**ADJUSTED HUB GOAL 11.5%			*OTHER HUB GOAL 1.1%	
					BLACK	HISPANIC	WOMAN	ASIAN PACIFIC	NATIVE AMERICAN
T	\$11,633,110	\$10,596,128/91.1%	\$741,324/6.26%	\$495,657/4.18%					
N	\$70,988,978	\$66,691,139/93.9%	\$3,870,462/5.46%	\$427,377/.602%	\$17,905/.151%	\$268,534/2.26%	\$454,884/3.84%	\$495,657/4.18%	
S	***	***	\$600/.002%		\$245,602/.346%	\$622,008/.876%	\$3,002,850/4.23%	\$426,923/.601%	\$453/.000%
-TC	\$955,076	\$944,218/98.8%	\$9,887/1.03%	\$970/.101%		\$184/.040%	\$9,503/.935%	\$970/.101%	
C	\$81,867,013	\$76,343,049/93.2%	\$4,602,499/5.62%	\$922,063/1.12%	\$263,607/.321%	\$890,159/1.08%	\$3,448,832/4.21%	\$921,610/1.12%	\$453/.000%

DB = DEBIT (NEGATIVE AMOUNT) * = OTHER HUBS ** = ADJUSTED HUBS *** = DOLLARS REPORTED BUT NOT SHOWN IN THESE COLUMNS. SEE COVER LETTER PARA. 4
T=TREASURY, N=NON-TREASURY, S=SUBCONTRACTOR FUNDS & PROCUREMENT CARD HUB PURCHASES, TC=TERM CONTRACT, C=CONSOLIDATED. SEE PAGE 4 OF HUB REPORT FOR FUND TYPE DESCRIPTION.

712-TX ENGINEERING EXPERIMENT STATION-Heavy Construction Unadjusted Goal is 11.9%

FUND TYPE	TOTAL EXPENDITURES	TOTAL SPENT WITH NON-HUBS AMOUNT/%	TOTAL SPENT WITH **ADJ. HUBS 5.6% AMOUNT/%	TOTAL SPENT WITH *OTHER HUBS 5.3% AMOUNT/%	ASIAN PACIFIC AMOUNT/%	**ADJUSTED HUB GOAL 5.6% BLACK AMOUNT/%	HISPANIC AMOUNT/%	NATIVE AMERICAN AMOUNT/%	*OTHER HUB GOAL 5.3% WOMAN AMOUNT/%
T									
N									
S									
-TC									
C									

712-TX ENGINEERING EXPERIMENT STATION-Building Construction Unadjusted Goal is 26.1%

FUND TYPE	TOTAL EXPENDITURES	TOTAL SPENT WITH NON-HUBS	TOTAL SPENT WITH **ADJ. HUBS 25.1%	TOTAL SPENT WITH *OTHER HUBS 1.0%	BLACK	**ADJUSTED HUB GOAL 25.1% HISPANIC	WOMAN	*OTHER HUB GOAL 1.0% ASIAN PACIFIC	NATIVE AMERICAN
T									
N	\$86,462		\$86,462/100 %		\$17,862/20.6%	\$68,600/79.3%			
S									
-TC									
C	\$86,462		\$86,462/100 %		\$17,862/20.6%	\$68,600/79.3%			

712-TX ENGINEERING EXPERIMENT STATION-Special Trade Unadjusted Goal is 57.2%

FUND TYPE	TOTAL EXPENDITURES	TOTAL SPENT WITH NON-HUBS	TOTAL SPENT WITH **ADJ. HUBS 47.0%	TOTAL SPENT WITH *OTHER HUBS 10.2%	BLACK	**ADJUSTED HUB GOAL 47.0% HISPANIC	ASIAN PACIFIC	NATIVE AMERICAN	WOMAN
T									
N	\$12,685	\$12,685/100 %							
S									
-TC									
C	\$12,685	\$12,685/100 %							

712-TX ENGINEERING EXPERIMENT STATION-Professional Services Unadjusted Goal is 20.0%

FUND TYPE	TOTAL EXPENDITURES	TOTAL SPENT WITH NON-HUBS	TOTAL SPENT WITH **ADJ. HUBS 18.1%	TOTAL SPENT WITH *OTHER HUBS 1.9%	BLACK	**ADJUSTED HUB GOAL 18.1% HISPANIC	WOMAN	*OTHER HUB GOAL 1.9% ASIAN PACIFIC	NATIVE AMERICAN
T									
N	\$17,126	\$17,126/100 %							
S									
-TC									
C	\$17,126	\$17,126/100 %							

712-TX ENGINEERING EXPERIMENT STATION-Other Services Unadjusted Goal is 33.0%

FUND TYPE	TOTAL EXPENDITURES	TOTAL SPENT WITH NON-HUBS	TOTAL SPENT WITH **ADJ. HUBS 33.0%	ASIAN PACIFIC	BLACK	**ADJUSTED HUB GOAL 33.0% HISPANIC	NATIVE AMERICAN	WOMAN
T	\$43,162	\$43,162/100 %						
N	\$2,158,086	\$2,087,311/96.8%	\$110,774/5.0%		\$73,173/3.32%	\$5,718/.280%	\$5,137/.233%	\$26,747/1.21%
S								
-TC	\$69,284	\$69,284/100 %						
C	\$2,171,984	\$2,061,189/94.8%	\$110,774/5.10%		\$73,173/3.38%	\$5,718/.283%	\$5,137/.236%	\$26,747/1.23%

712-TX ENGINEERING EXPERIMENT STATION-Commodity Purchasing Unadjusted Goal is 12.6%

FUND TYPE	TOTAL EXPENDITURES	TOTAL SPENT WITH NON-HUBS	TOTAL SPENT WITH **ADJ. HUBS 11.5%	TOTAL SPENT WITH *OTHER HUBS 1.1%	BLACK	**ADJUSTED HUB GOAL 11.5% HISPANIC	WOMAN	*OTHER HUB GOAL 1.1% ASIAN PACIFIC	NATIVE AMERICAN
T	\$278,204	\$273,283/98.2%	\$4,908/1.76%			\$1148	\$5,023/1.80%		
N	\$8,632,771	\$8,172,703/94.6%	\$393,956/4.56%	\$68,111/.785%	\$22/.000%	\$111,726/1.29%	\$262,207/3.26%		\$68,111/.765%
S									
-TC	\$162,810	\$192,810/100 %							
C	\$8,718,162	\$8,253,186/94.8%	\$398,884/4.57%	\$68,111/.758%	\$22/.000%	\$111,611/1.28%	\$287,230/3.29%		\$68,111/.758%

DB = DEBIT (NEGATIVE AMOUNT) * = OTHER HUBS ** = ADJUSTED HUBS *** = DOLLARS REPORTED BUT NOT SHOWN IN THESE COLUMNS. SEE COVER LETTER PARA. 4
T=TREASURY, N=NON-TREASURY, S=SUBCONTRACTOR FUNDS & PROCUREMENT CARD HUB PURCHASES, TC=TERM CONTRACT, C=CONSOLIDATED. SEE PAGE 4 OF HUB REPORT FOR FUND TYPE DESCRIPTION.

713-TARLETON STATE UNIVERSITY-Heavy Construction Unadjusted Goal is 11.9%

FUND TYPE	TOTAL EXPENDITURES	TOTAL SPENT WITH NON-HUBS AMOUNT/%	TOTAL SPENT WITH **ADJ. HUBS 6.6% AMOUNT/%	TOTAL SPENT WITH *OTHER HUBS 5.3% AMOUNT/%	ASIAN PACIFIC AMOUNT/%	**ADJUSTED HUB GOAL 6.6% BLACK AMOUNT/%	HISPANIC AMOUNT/%	NATIVE AMERICAN AMOUNT/%	*OTHER HUB GOAL 6.3% WOMAN AMOUNT/%
-----------	--------------------	------------------------------------	--	--	------------------------	--	-------------------	--------------------------	--

T
N
S
-TC
C

713-TARLETON STATE UNIVERSITY-Building Construction Unadjusted Goal is 26.1%

FUND TYPE	TOTAL EXPENDITURES	TOTAL SPENT WITH NON-HUBS	TOTAL SPENT WITH **ADJ. HUBS 25.1%	TOTAL SPENT WITH *OTHER HUBS 1.0%	BLACK	**ADJUSTED HUB GOAL 25.1% HISPANIC	WOMAN	*OTHER HUB GOAL 1.0% ASIAN PACIFIC	NATIVE AMERICAN
-----------	--------------------	---------------------------	------------------------------------	-----------------------------------	-------	---------------------------------------	-------	---------------------------------------	-----------------

T
N
S
-TC
C

713-TARLETON STATE UNIVERSITY-Special Trade Unadjusted Goal is 57.2%

FUND TYPE	TOTAL EXPENDITURES	TOTAL SPENT WITH NON-HUBS	TOTAL SPENT WITH **ADJ. HUBS 47.0%	TOTAL SPENT WITH *OTHER HUBS 10.2%	BLACK	**ADJUSTED HUB GOAL 47.0% HISPANIC	WOMAN	*OTHER HUB GOAL 10.2% ASIAN PACIFIC	NATIVE AMERICAN	WOMAN
-----------	--------------------	---------------------------	------------------------------------	------------------------------------	-------	---------------------------------------	-------	--	-----------------	-------

T
N
S
-TC
C

713-TARLETON STATE UNIVERSITY-Professional Services Unadjusted Goal is 20.0%

FUND TYPE	TOTAL EXPENDITURES	TOTAL SPENT WITH NON-HUBS	TOTAL SPENT WITH **ADJ. HUBS 12.1%	TOTAL SPENT WITH *OTHER HUBS 1.8%	BLACK	**ADJUSTED HUB GOAL 20.0% HISPANIC	WOMAN	*OTHER HUB GOAL 1.8% ASIAN PACIFIC	NATIVE AMERICAN
-----------	--------------------	---------------------------	------------------------------------	-----------------------------------	-------	---------------------------------------	-------	---------------------------------------	-----------------

T
N
S
-TC
C

713-TARLETON STATE UNIVERSITY-Other Services Unadjusted Goal is 33.0%

FUND TYPE	TOTAL EXPENDITURES	TOTAL SPENT WITH NON-HUBS	TOTAL SPENT WITH **ADJ. HUBS 33.0%	ASIAN PACIFIC	BLACK	**ADJUSTED HUB GOAL 33.0% HISPANIC	NATIVE AMERICAN	WOMAN
-----------	--------------------	---------------------------	------------------------------------	---------------	-------	---------------------------------------	-----------------	-------

T
N
S
-TC
C

713-TARLETON STATE UNIVERSITY-Commodity Purchasing Unadjusted Goal is 12.6%

FUND TYPE	TOTAL EXPENDITURES	TOTAL SPENT WITH NON-HUBS	TOTAL SPENT WITH **ADJ. HUBS 13.5%	TOTAL SPENT WITH *OTHER HUBS 1.1%	BLACK	**ADJUSTED HUB GOAL 12.6% HISPANIC	WOMAN	*OTHER HUB GOAL 1.1% ASIAN PACIFIC	NATIVE AMERICAN
-----------	--------------------	---------------------------	------------------------------------	-----------------------------------	-------	---------------------------------------	-------	---------------------------------------	-----------------

T
N
S
-TC
C

DB = DEBIT (NEGATIVE AMOUNT) * = OTHER HUBS ** = ADJUSTED HUBS *** = DOLLARS REPORTED BUT NOT SHOWN IN THESE COLUMNS. SEE COVER LETTER PARA. 4
T=TREASURY, N=NON-TREASURY, S=SUBCONTRACTOR FUNDS & PROCUREMENT CARD HUB PURCHASES, TC=TERM CONTRACT, C=CONSOLIDATED. SEE PAGE 4 OF HUB REPORT FOR FUND TYPE DESCRIPTION.

714-UNIVERSITY OF TEXAS AT ARLINGTON-Heavy Construction Unadjusted Goal is 11.9%

FUND TYPE	TOTAL EXPENDITURES	TOTAL SPENT WITH NON-HUBS AMOUNT/%	TOTAL SPENT WITH **ADJ. HUBS 6.6% AMOUNT/%	TOTAL SPENT WITH *OTHER HUBS 5.3% AMOUNT/%	**ADJUSTED HUB GOAL 6.6%				*OTHER HUB GOAL 5.3% WOMAN AMOUNT/%
					ASIAN PACIFIC AMOUNT/%	BLACK AMOUNT/%	HISPANIC AMOUNT/%	NATIVE AMERICAN AMOUNT/%	
T									
N									
S									
TC									
C									

714-UNIVERSITY OF TEXAS AT ARLINGTON-Building Construction Unadjusted Goal is 26.1%

FUND TYPE	TOTAL EXPENDITURES	TOTAL SPENT WITH NON-HUBS	TOTAL SPENT WITH **ADJ. HUBS 29.1%	TOTAL SPENT WITH *OTHER HUBS 1.0%	**ADJUSTED HUB GOAL 25.1%			*OTHER HUB GOAL 1.0%	
					BLACK	HISPANIC	WOMAN	ASIAN PACIFIC	NATIVE AMERICAN
T									
N	\$551,963	\$551,963/100 %							
S									
TC									
C	\$551,963	\$551,963/100 %							

714-UNIVERSITY OF TEXAS AT ARLINGTON-Special Trade Unadjusted Goal is 57.2%

FUND TYPE	TOTAL EXPENDITURES	TOTAL SPENT WITH NON-HUBS	TOTAL SPENT WITH **ADJ. HUBS 47.0%	TOTAL SPENT WITH *OTHER HUBS 19.2%	**ADJUSTED HUB GOAL 47.0%			*OTHER HUB GOAL 10.2%		
					BLACK	HISPANIC	WOMAN	ASIAN PACIFIC	NATIVE AMERICAN	WOMAN
T	\$468,693	\$344,446/73.4%	\$31,654/6.75%	\$92,582/19.7%	\$20,083/.853%	\$31,564/6.75%			\$92,582/19.7%	
N	\$2,352,355	\$1,794,327/76.2%	\$425,338/18.0%	\$132,569/5.63%	\$2,083/.853%	\$405,254/17.2%	\$2,000/.085%	\$5,608/.238%	\$124,983/5.31%	
S	***	***	\$2,722/.108%	\$22,575/.901%	\$2,722/.108%				\$22,575/.901%	
TC										
C	\$2,820,948	\$2,138,774/75.8%	\$459,724/16.2%	\$247,747/8.78%	\$22,805/.808%	\$436,919/15.4%	\$2,000/.070%	\$5,506/.192%	\$240,141/8.51%	

714-UNIVERSITY OF TEXAS AT ARLINGTON-Professional Services Unadjusted Goal is 20.0%

FUND TYPE	TOTAL EXPENDITURES	TOTAL SPENT WITH NON-HUBS	TOTAL SPENT WITH **ADJ. HUBS 18.1%	TOTAL SPENT WITH *OTHER HUBS 1.8%	**ADJUSTED HUB GOAL 18.1%			*OTHER HUB GOAL 1.9%	
					BLACK	HISPANIC	WOMAN	ASIAN PACIFIC	NATIVE AMERICAN
T	\$30,217	\$30,217/100 %							
N	\$544,063	\$527,012/96.8%	\$6,840/1.25%	\$10,211/1.87%	\$6,840/1.25%				\$10,211/1.87%
S	***	***	\$24,204/4.65%			\$19,704/3.78%	\$4,500/.865%		
TC									
C	\$574,280	\$557,229/97.0%	\$31,044/5.40%	\$10,211/1.77%	\$6,840/1.19%	\$19,704/3.43%	\$4,500/.783%		\$10,211/1.77%

714-UNIVERSITY OF TEXAS AT ARLINGTON-Other Services Unadjusted Goal is 33.0%

FUND TYPE	TOTAL EXPENDITURES	TOTAL SPENT WITH NON-HUBS	TOTAL SPENT WITH **ADJ. HUBS 33.0%	**ADJUSTED HUB GOAL 33.0%				
				ASIAN PACIFIC	BLACK	HISPANIC	NATIVE AMERICAN	WOMAN
T	\$1,105,571	\$1,050,980/95.6%	\$14,591/1.31%		\$3,840/.347%	\$1,202/.108%	\$650/.058%	\$8,898/.804%
N	\$7,278,249	\$6,681,785/91.8%	\$596,463/8.19%	\$364/.005%	\$51,053/8.36%	\$51,636/7.09%	\$5,967/.082%	\$477,442/6.55%
S	***	***	\$86,003/14.0%		\$86,003/14.0%			
TC	\$135,717	\$135,717/100 %						
C	\$8,248,103	\$7,637,045/92.5%	\$697,057/8.45%	\$364/.004%	\$150,897/1.82%	\$52,838/.640%	\$8,617/.080%	\$486,340/5.89%

714-UNIVERSITY OF TEXAS AT ARLINGTON-Commodity Purchasing Unadjusted Goal is 12.5%

FUND TYPE	TOTAL EXPENDITURES	TOTAL SPENT WITH NON-HUBS	TOTAL SPENT WITH **ADJ. HUBS 11.5%	TOTAL SPENT WITH *OTHER HUBS 1.1%	**ADJUSTED HUB GOAL 11.5%			*OTHER HUB GOAL 1.1%	
					BLACK	HISPANIC	WOMAN	ASIAN PACIFIC	NATIVE AMERICAN
T	\$1,755,952	\$1,409,352/80.2%	\$276,790/15.7%	\$70,809/4.03%	\$54,028/3.07%	\$68,798/3.91%	\$152,963/8.71%	\$70,809/4.03%	
N	\$12,307,381	\$10,578,164/88.3%	\$824,985/6.70%	\$804,242/4.90%	\$172,623/1.40%	\$133,843/1.08%	\$518,718/4.21%	\$374,216/3.04%	
S	***	***	\$278,360/8.02%	\$93,892/2.70%	\$96,787/2.79%	\$71,935/2.07%	\$109,637/3.16%	\$4,760/.137%	
TC	\$488,950	\$451,506/92.3%	\$38,608/7.82%	\$834/.170%		\$25,486/5.21%	\$11,121/2.27%	\$834/.170%	
C	\$13,574,384	\$11,838,009/87.1%	\$1,342,528/9.89%	\$768,109/5.65%	\$323,439/2.38%	\$248,891/1.83%	\$770,197/5.67%	\$448,851/3.30%	

DB = DEBIT (NEGATIVE AMOUNT) * = OTHER HUBS ** = ADJUSTED HUBS *** = DOLLARS REPORTED BUT NOT SHOWN IN THESE COLUMNS. SEE COVER LETTER PARA. 4
T-TREASURY, N-NON-TREASURY, S-SUBCONTRACTOR FUNDS & PROCUREMENT CARD HUB PURCHASES, TC-TERM CONTRACT, C-CONSOLIDATED, SEE PAGE 4 OF HUB REPORT FOR FUND TYPE DESCRIPTION.

715-PRAIRIE VIEW A & M UNIVERSITY-Heavy Construction Unadjusted Goal is 11.8%
**ADJUSTED HUB GOAL 6.6%

FUND TYPE	TOTAL EXPENDITURES	TOTAL SPENT WITH NON-HUBS AMOUNT/%	TOTAL SPENT WITH **ADJ. HUBS 6.6% AMOUNT/%	TOTAL SPENT WITH *OTHER HUBS 5.3% AMOUNT/%	ASIAN PACIFIC AMOUNT/%	BLACK AMOUNT/%	HISPANIC AMOUNT/%	NATIVE AMERICAN AMOUNT/%	*OTHER HUB GOAL 5.3% WOMAN AMOUNT/%
T									
N									
S									
-TC									
C									

715-PRAIRIE VIEW A & M UNIVERSITY-Building Construction Unadjusted Goal is 26.1%
**ADJUSTED HUB GOAL 25.1%

FUND TYPE	TOTAL EXPENDITURES	TOTAL SPENT WITH NON-HUBS	TOTAL SPENT WITH **ADJ. HUBS 25.1%	TOTAL SPENT WITH *OTHER HUBS 1.0%	BLACK	HISPANIC	WOMAN	ASIAN PACIFIC	NATIVE AMERICAN
T	\$2,593	\$2,593/100 %							
N	\$2,035,744	\$1,789,396/87.8%	\$210,988/10.3%	\$35,359/1.73%	\$2,852/.145%	\$1,350/.066%	\$208,686/10.1%	\$35,359/1.73%	
S									
-TC									
C	\$2,038,337	\$1,791,989/87.9%	\$210,988/10.3%	\$35,359/1.73%	\$2,852/.144%	\$1,350/.066%	\$208,686/10.1%	\$35,359/1.73%	

715-PRAIRIE VIEW A & M UNIVERSITY-Special Trade Unadjusted Goal is 57.2%
**ADJUSTED HUB GOAL 47.0%

FUND TYPE	TOTAL EXPENDITURES	TOTAL SPENT WITH NON-HUBS	TOTAL SPENT WITH **ADJ. HUBS 47.0%	TOTAL SPENT WITH *OTHER HUBS 10.2%	BLACK	HISPANIC	WOMAN	ASIAN PACIFIC	NATIVE AMERICAN
T	\$477	\$477/100 %							
N	\$291,329	\$220,777/75.7%	\$43,471/14.8%	\$27,081/9.29%	\$43,471/14.8%		\$74/.025%		\$27,007/9.27%
S									
-TC									
C	\$291,606	\$221,254/76.8%	\$43,471/14.8%	\$27,081/9.28%	\$43,471/14.8%		\$74/.025%		\$27,007/8.25%

715-PRAIRIE VIEW A & M UNIVERSITY-Professional Services Unadjusted Goal is 20.0%
**ADJUSTED HUB GOAL 18.1%

FUND TYPE	TOTAL EXPENDITURES	TOTAL SPENT WITH NON-HUBS	TOTAL SPENT WITH **ADJ. HUBS 18.1%	TOTAL SPENT WITH *OTHER HUBS 1.8%	BLACK	HISPANIC	WOMAN	ASIAN PACIFIC	NATIVE AMERICAN
T	\$231,885	\$216,654/93.4%	\$15,230/6.56%						
N									
S									
-TC									
C	\$231,885	\$216,654/93.4%	\$15,230/6.56%		\$15,230/6.56%				

715-PRAIRIE VIEW A & M UNIVERSITY-Other Services Unadjusted Goal is 33.0%
**ADJUSTED HUB GOAL 33.0%

FUND TYPE	TOTAL EXPENDITURES	TOTAL SPENT WITH NON-HUBS	TOTAL SPENT WITH **ADJ. HUBS 33.0%	TOTAL SPENT WITH *OTHER HUBS 3.0%	ASIAN PACIFIC	BLACK	HISPANIC	NATIVE AMERICAN	WOMAN
T	\$74,244	\$71,994/96.9%	\$2,250/3.03%						
N	\$7,192,466	\$6,887,924/95.7%	\$308,541/4.23%		\$344/.004%	\$215,919/3.00%			\$88,278/1.22%
S									
-TC	\$73,869	\$73,869/100 %							
C	\$7,192,650	\$6,886,059/96.7%	\$308,791/4.26%		\$344/.004%	\$216,169/3.03%			\$88,278/1.22%

715-PRAIRIE VIEW A & M UNIVERSITY-Commodity Purchasing Unadjusted Goal is 12.6%
**ADJUSTED HUB GOAL 11.5%

FUND TYPE	TOTAL EXPENDITURES	TOTAL SPENT WITH NON-HUBS	TOTAL SPENT WITH **ADJ. HUBS 11.5%	TOTAL SPENT WITH *OTHER HUBS 1.1%	BLACK	HISPANIC	WOMAN	ASIAN PACIFIC	NATIVE AMERICAN
T	\$24,145	\$20,753/86.8%	\$3,658/8%	\$9,050/37.4%					
N	\$4,463,644	\$3,916,096/87.9%	\$382,249/8.71%	\$149,298/3.35%	\$252,975/5.68%	\$14,613/.328%	\$120,660/2.70%	\$149,298/3.35%	
S									
-TC	\$14,682	\$14,438/98.3%	\$244/1.66%				\$244/1.66%		
C	\$4,463,107	\$3,922,411/87.8%	\$382,346/8.56%	\$158,349/3.54%	\$247,199/5.53%	\$14,613/.327%	\$120,533/2.70%	\$158,349/3.54%	

DB = DEBIT (NEGATIVE AMOUNT) * = OTHER HUBS ** = ADJUSTED HUBS *** = DOLLARS REPORTED BUT NOT SHOWN IN THESE COLUMNS. SEE COVER LETTER PARA. 4
T=TREASURY, N=NON-TREASURY, S=SUBCONTRACTOR FUNDS & PROCUREMENT CARD HUB PURCHASES, TC=TERM CONTRACT, C=CONSOLIDATED. SEE PAGE 4 OF HUB REPORT FOR FUND TYPE DESCRIPTION.

FUND TYPE	TOTAL EXPENDITURES	TOTAL SPENT WITH NON-HUBS AMOUNT/%	716-TEXAS ENGINEERING EXTENSION SERVICE-Heavy Construction Unadjusted Goal is 11.8%		**ADJUSTED HUB GOAL 8.6%			*OTHER HUB GOAL 5.3%	
			TOTAL SPENT WITH **ADJ. HUBS 8.6% AMOUNT/%	TOTAL SPENT WITH *OTHER HUBS 5.3% AMOUNT/%	ASIAN PACIFIC AMOUNT/%	BLACK AMOUNT/%	HISPANIC AMOUNT/%	NATIVE AMERICAN AMOUNT/%	WOMAN AMOUNT/%

T									
N	\$30,089	\$30,089/100 %							
S									
-TC									
C	\$30,089	\$30,089/100 %							

FUND TYPE	TOTAL EXPENDITURES	TOTAL SPENT WITH NON-HUBS	716-TEXAS ENGINEERING EXTENSION SERVICE-Building Construction Unadjusted Goal is 28.1%		**ADJUSTED HUB GOAL 26.1%			*OTHER HUB GOAL 1.0%	
			TOTAL SPENT WITH **ADJ. HUBS 26.1%	TOTAL SPENT WITH *OTHER HUBS 1.0%	BLACK	HISPANIC	WOMAN	ASIAN PACIFIC	NATIVE AMERICAN

T									
N	\$125,881	\$124,621/98.9%	\$1,259/1.00%		\$1,259/1.00%				
S									
-TC									
C	\$125,881	\$124,621/98.9%	\$1,259/1.00%		\$1,259/1.00%				

FUND TYPE	TOTAL EXPENDITURES	TOTAL SPENT WITH NON-HUBS	716-TEXAS ENGINEERING EXTENSION SERVICE-Special Trade Unadjusted Goal is 57.2%		**ADJUSTED HUB GOAL 47.0%		*OTHER HUB GOAL 10.2%		
			TOTAL SPENT WITH **ADJ. HUBS 47.0%	TOTAL SPENT WITH *OTHER HUBS 10.2%	BLACK	HISPANIC	ASIAN PACIFIC	NATIVE AMERICAN	WOMAN

T	\$37	\$37/100 %							
N	\$52,179	\$43,740/83.8%		\$8,439/16.1%					\$8,439/16.1%
S									
-TC									
C	\$52,217	\$43,778/83.8%		\$8,439/16.1%					\$8,439/16.1%

FUND TYPE	TOTAL EXPENDITURES	TOTAL SPENT WITH NON-HUBS	716-TEXAS ENGINEERING EXTENSION SERVICE-Professional Services Unadjusted Goal is 20.0%		**ADJUSTED HUB GOAL 18.1%			*OTHER HUB GOAL 1.9%	
			TOTAL SPENT WITH **ADJ. HUBS 18.1%	TOTAL SPENT WITH *OTHER HUBS 1.9%	BLACK	HISPANIC	WOMAN	ASIAN PACIFIC	NATIVE AMERICAN

T	\$7,710	\$7,710/100 %							
N	\$415,437	\$412,352/99.2%	\$3,085/.742%					\$3,085/.742%	
S									
-TC									
C	\$423,147	\$420,062/99.2%	\$3,085/.729%					\$3,085/.729%	

FUND TYPE	TOTAL EXPENDITURES	TOTAL SPENT WITH NON-HUBS	716-TEXAS ENGINEERING EXTENSION SERVICE-Other Services Unadjusted Goal is 33.0%		**ADJUSTED HUB GOAL 33.0%				
			TOTAL SPENT WITH **ADJ. HUBS 33.0%	TOTAL SPENT WITH *OTHER HUBS 1.1%	ASIAN PACIFIC	BLACK	HISPANIC	NATIVE AMERICAN	WOMAN

T	\$188DB	\$337DB		\$148					\$148
N	\$3,014,616	\$2,740,366/90.9%	\$274,249/9.09%		\$111,403/3.69%	\$14,266/.473%	\$75,071/2.49%		\$73,508/2.43%
S									
-TC	\$162	\$162/100 %							
C	\$3,014,264	\$2,739,886/90.8%	\$274,387/9.10%		\$111,403/3.69%	\$14,266/.473%	\$75,071/2.49%		\$73,656/2.44%

FUND TYPE	TOTAL EXPENDITURES	TOTAL SPENT WITH NON-HUBS	716-TEXAS ENGINEERING EXTENSION SERVICE-Commodity Purchasing Unadjusted Goal is 12.8%		**ADJUSTED HUB GOAL 11.5%			*OTHER HUB GOAL 1.1%	
			TOTAL SPENT WITH **ADJ. HUBS 11.5%	TOTAL SPENT WITH *OTHER HUBS 1.1%	BLACK	HISPANIC	WOMAN	ASIAN PACIFIC	NATIVE AMERICAN

T	\$26,225	\$7,146/27.2%		\$19,079/72.7%					\$19,079/72.7%
N	\$8,343,927	\$5,838,266/82.0%	\$417,097/6.57%	\$67,573/1.38%	\$73,654/1.15%	\$75,090/1.18%	\$268,352/4.23%		\$87,573/1.38%
S									
-TC									
C	\$8,370,153	\$5,846,402/91.7%	\$417,087/6.54%	\$106,852/1.87%	\$73,654/1.15%	\$75,090/1.17%	\$268,352/4.21%		\$106,652/1.67%

DB = DEBIT (NEGATIVE AMOUNT) * = OTHER HUBS ** = ADJUSTED HUBS *** = DOLLARS REPORTED BUT NOT SHOWN IN THESE COLUMNS. SEE COVER LETTER PARA. 4
T-TREASURY, N=NON-TREASURY, S=SUBCONTRACTOR FUNDS & PROCUREMENT CARD HUB PURCHASES, TC-TERM CONTRACT, C=CONSOLIDATED. SEE PAGE 4 OF HUB REPORT FOR FUND TYPE DESCRIPTION.

717-TEXAS SOUTHERN UNIVERSITY-Heavy Construction Unadjusted Goal is 11.9%

FUND TYPE	TOTAL EXPENDITURES	TOTAL SPENT WITH NON-HUBS AMOUNT/%	TOTAL SPENT WITH **ADJ. HUBS 6.6% AMOUNT/%	TOTAL SPENT WITH *OTHER HUBS 5.3% AMOUNT/%	ASIAN PACIFIC AMOUNT/%	**ADJUSTED HUB GOAL 6.6% BLACK AMOUNT/%	HISPANIC AMOUNT/%	NATIVE AMERICAN AMOUNT/%	*OTHER HUB GOAL 5.3% WOMAN AMOUNT/%
-----------	--------------------	------------------------------------	--	--	------------------------	---	-------------------	--------------------------	-------------------------------------

T
N
S
-TC

C

717-TEXAS SOUTHERN UNIVERSITY-Building Construction Unadjusted Goal is 26.1%

FUND TYPE	TOTAL EXPENDITURES	TOTAL SPENT WITH NON-HUBS	TOTAL SPENT WITH **ADJ. HUBS 25.1%	TOTAL SPENT WITH *OTHER HUBS 1.0%	BLACK	HISPANIC	WOMAN	*OTHER HUB GOAL 1.0% ASIAN PACIFIC NATIVE AMERICAN
-----------	--------------------	---------------------------	------------------------------------	-----------------------------------	-------	----------	-------	--

T
N
S
-TC

C

717-TEXAS SOUTHERN UNIVERSITY-Special Trade Unadjusted Goal is 57.2%

FUND TYPE	TOTAL EXPENDITURES	TOTAL SPENT WITH NON-HUBS	TOTAL SPENT WITH **ADJ. HUBS 47.0%	TOTAL SPENT WITH *OTHER HUBS 10.2%	BLACK	HISPANIC	ASIAN PACIFIC	NATIVE AMERICAN	WOMAN
-----------	--------------------	---------------------------	------------------------------------	------------------------------------	-------	----------	---------------	-----------------	-------

T
N
S
-TC

C

717-TEXAS SOUTHERN UNIVERSITY-Professional Services Unadjusted Goal is 20.0%

FUND TYPE	TOTAL EXPENDITURES	TOTAL SPENT WITH NON-HUBS	TOTAL SPENT WITH **ADJ. HUBS 18.1%	TOTAL SPENT WITH *OTHER HUBS 1.9%	BLACK	HISPANIC	WOMAN	*OTHER HUB GOAL 1.9% ASIAN PACIFIC NATIVE AMERICAN
-----------	--------------------	---------------------------	------------------------------------	-----------------------------------	-------	----------	-------	--

T
N
S
-TC

C

717-TEXAS SOUTHERN UNIVERSITY-Other Services Unadjusted Goal is 33.0%

FUND TYPE	TOTAL EXPENDITURES	TOTAL SPENT WITH NON-HUBS	TOTAL SPENT WITH **ADJ. HUBS 33.0%	ASIAN PACIFIC	BLACK	HISPANIC	NATIVE AMERICAN	WOMAN
-----------	--------------------	---------------------------	------------------------------------	---------------	-------	----------	-----------------	-------

T
N
S
-TC

C

717-TEXAS SOUTHERN UNIVERSITY-Commodity Purchasing Unadjusted Goal is 12.6%

FUND TYPE	TOTAL EXPENDITURES	TOTAL SPENT WITH NON-HUBS	TOTAL SPENT WITH **ADJ. HUBS 11.5%	TOTAL SPENT WITH *OTHER HUBS 1.1%	BLACK	HISPANIC	WOMAN	*OTHER HUB GOAL 1.1% ASIAN PACIFIC NATIVE AMERICAN
-----------	--------------------	---------------------------	------------------------------------	-----------------------------------	-------	----------	-------	--

T
N
S
-TC

C

DB = DEBIT (NEGATIVE AMOUNT) * = OTHER HUBS ** = ADJUSTED HUBS *** = DOLLARS REPORTED BUT NOT SHOWN IN THESE COLUMNS. SEE COVER LETTER PARA. 4
T=TREASURY, N=NDN-TREASURY, S=SUBCONTRACTOR FUNDS & PROCUREMENT CARD HUB PURCHASES, TC=TERM CONTRACT, C=CONSOLIDATED. SEE PAGE 4 OF HUB REPORT FOR FUND TYPE DESCRIPTION.

718-TEXAS A & M UNIVERSITY AT GALVESTON-Heavy Construction Unadjusted Goal is 11.9%

FUND TYPE	TOTAL EXPENDITURES	TOTAL SPENT WITH NON-HUBS AMOUNT/%	TOTAL SPENT WITH **ADJ. HUBS 5.6% AMOUNT/%	TOTAL SPENT WITH *OTHER HUBS 5.3% AMOUNT/%	**ADJUSTED HUB GOAL 6.6%				*OTHER HUB GOAL 5.3% WOMAN AMOUNT/%
					ASIAN PACIFIC AMOUNT/%	BLACK AMOUNT/%	HISPANIC AMOUNT/%	NATIVE AMERICAN AMOUNT/%	
T									
N									
S									
TC									
C									

718-TEXAS A & M UNIVERSITY AT GALVESTON-Building Construction Unadjusted Goal is 26.1%

FUND TYPE	TOTAL EXPENDITURES	TOTAL SPENT WITH NON-HUBS	TOTAL SPENT WITH **ADJ. HUBS 29.1%	TOTAL SPENT WITH *OTHER HUBS 1.0%	**ADJUSTED HUB GOAL 25.1%			*OTHER HUB GOAL 1.0%	
					BLACK	HISPANIC	WOMAN	ASIAN PACIFIC	NATIVE AMERICAN
T	\$13,265	\$13,265/100%							
N	\$1,471,364	\$1,329,191/90.3%	\$142,173/9.65%			\$19,650/1.33%	\$122,522/8.32%		
S									
TC									
C	\$1,484,629	\$1,342,456/90.6%	\$142,173/9.57%			\$19,650/1.32%	\$122,522/8.25%		

718-TEXAS A & M UNIVERSITY AT GALVESTON-Special Trade Unadjusted Goal is 57.2%

FUND TYPE	TOTAL EXPENDITURES	TOTAL SPENT WITH NON-HUBS	TOTAL SPENT WITH **ADJ. HUBS 57.0%	TOTAL SPENT WITH *OTHER HUBS 10.2%	**ADJUSTED HUB GOAL 47.0%			*OTHER HUB GOAL 10.2%	
					BLACK	HISPANIC	WOMAN	ASIAN PACIFIC	NATIVE AMERICAN
T	\$13,085	\$6,735/68.7%		\$4,360/33.2%					
N									\$4,360/33.2%
S									
TC									
C	\$13,085	\$6,735/66.7%		\$4,360/33.2%					\$4,360/33.2%

718-TEXAS A & M UNIVERSITY AT GALVESTON-Professional Services Unadjusted Goal is 20.0%

FUND TYPE	TOTAL EXPENDITURES	TOTAL SPENT WITH NON-HUBS	TOTAL SPENT WITH **ADJ. HUBS 12.1%	TOTAL SPENT WITH *OTHER HUBS 1.8%	**ADJUSTED HUB GOAL 16.1%			*OTHER HUB GOAL 1.8%	
					BLACK	HISPANIC	WOMAN	ASIAN PACIFIC	NATIVE AMERICAN
T	\$2,727	\$2,727/100%							
N	\$51,429	\$51,429/100%							
S									
TC									
C	\$54,157	\$54,157/100%							

718-TEXAS A & M UNIVERSITY AT GALVESTON-Other Services Unadjusted Goal is 33.0%

FUND TYPE	TOTAL EXPENDITURES	TOTAL SPENT WITH NON-HUBS	TOTAL SPENT WITH **ADJ. HUBS 33.0%	**ADJUSTED HUB GOAL 33.0%				
				ASIAN PACIFIC	BLACK	HISPANIC	NATIVE AMERICAN	WOMAN
T	\$230,773	\$220,317/95.4%	\$10,455/4.53%		\$1,524/.660%	\$2,888/1.25%	\$350/.151%	\$5,690/2.48%
N	\$1,068,854	\$991,333/92.6%	\$78,521/7.33%	\$539/.050%	\$3,172/.296%	\$48,876/4.54%	\$2,595/.242%	\$23,538/2.20%
S								
TC	\$2,986	\$96/3.22%	\$2,890/96.7%			\$2,869/96.7%		
C	\$1,297,641	\$1,211,554/93.3%	\$86,086/6.62%	\$539/.041%	\$4,686/.361%	\$48,675/3.75%	\$2,945/.227%	\$29,230/2.25%

718-TEXAS A & M UNIVERSITY AT GALVESTON-Commodity Purchasing Unadjusted Goal is 12.6%

FUND TYPE	TOTAL EXPENDITURES	TOTAL SPENT WITH NON-HUBS	TOTAL SPENT WITH **ADJ. HUBS 11.5%	TOTAL SPENT WITH *OTHER HUBS 1.1%	**ADJUSTED HUB GOAL 11.5%			*OTHER HUB GOAL 1.1%	
					BLACK	HISPANIC	WOMAN	ASIAN PACIFIC	NATIVE AMERICAN
T	\$705,375	\$627,677/88.8%	\$46,893/6.64%	\$30,704/4.35%					
N	\$2,328,202	\$2,216,702/95.2%	\$107,323/4.60%	\$4,176/.179%	\$3,035/.430%	\$24,383/3.45%	\$18,574/2.77%	\$30,605/4.33%	\$98/.014%
S									
TC	\$5,162	\$4,914/95.3%	\$238/4.62%				\$238/4.62%		
C	\$3,028,424	\$2,839,465/93.7%	\$154,078/5.08%	\$34,860/1.15%	\$8,513/.281%	\$25,422/.839%	\$120,143/3.98%	\$34,407/1.13%	\$473/.015%

DB = DEBIT (NEGATIVE AMOUNT) * = OTHER HUBS ** = ADJUSTED HUBS *** = DOLLARS REPORTED BUT NOT SHOWN IN THESE COLUMNS. SEE COVER LETTER PARA. 4
T=TREASURY, N=NON-TREASURY, S=SUBCONTRACTOR FUNDS & PROCUREMENT CARD HUB PURCHASES, TC=TERM CONTRACT, C=CONSOLIDATED. SEE PAGE 4 OF HUB REPORT FOR FUND TYPE DESCRIPTION.

719-Tx State Technical College-Heavy Construction Unadjusted Goal is 11.9%

FUND TYPE	TOTAL EXPENDITURES	TOTAL SPENT WITH NON-HUBS AMOUNT/%	TOTAL SPENT WITH **ADJ. HUBS 6.6% AMOUNT/%	TOTAL SPENT WITH *OTHER HUBS 5.3% AMOUNT/%	**ADJUSTED HUB GOAL 6.6%				*OTHER HUB GOAL 5.3% AMOUNT/%
					ASIAN PACIFIC AMOUNT/%	BLACK AMOUNT/%	HISPANIC AMOUNT/%	NATIVE AMERICAN AMOUNT/%	
T	\$5,910	\$5,910/100%							
N									
S									
TC									
C	\$5,910	\$5,910/100%							

719-Tx State Technical College-Building Construction Unadjusted Goal is 26.1%

FUND TYPE	TOTAL EXPENDITURES	TOTAL SPENT WITH NON-HUBS	TOTAL SPENT WITH **ADJ. HUBS 26.1%	TOTAL SPENT WITH *OTHER HUBS 1.0%	**ADJUSTED HUB GOAL 26.1%				*OTHER HUB GOAL 1.0%	
					BLACK	HISPANIC	WOMAN	ASIAN PACIFIC	NATIVE AMERICAN	
T	\$355,573	\$325,946/91.6%	\$29,628/8.33%		\$29,628/8.33%					
N	\$3,698,814	\$3,552,588/96.0%	\$146,228/3.95%		\$146,228/3.95%					
S	***	***	\$141,299/3.44%		\$137,195/3.36%		\$4,104/.099%			
TC										
C	\$4,054,388	\$3,878,532/95.6%	\$317,155/7.82%		\$313,051/7.72%		\$4,104/.101%			

719-Tx State Technical College-Special Trade Unadjusted Goal is 57.2%

FUND TYPE	TOTAL EXPENDITURES	TOTAL SPENT WITH NON-HUBS	TOTAL SPENT WITH **ADJ. HUBS 47.0%	TOTAL SPENT WITH *OTHER HUBS 10.2%	**ADJUSTED HUB GOAL 47.0%				*OTHER HUB GOAL 10.2%	
					BLACK	HISPANIC	WOMAN	ASIAN PACIFIC	NATIVE AMERICAN	
T	\$1,302,445	\$1,113,500/85.4%	\$174,378/13.3%		\$174,378/13.3%					\$15,566/1.19%
N	\$1,831,187	\$1,652,752/90.2%	\$177,952/9.71%		\$177,952/9.71%					\$482/.026%
TC										
C	\$3,134,633	\$2,766,252/88.2%	\$352,331/11.2%		\$346,993/11.0%					\$16,048/.512%

719-Tx State Technical College-Professional Services Unadjusted Goal is 20.0%

FUND TYPE	TOTAL EXPENDITURES	TOTAL SPENT WITH NON-HUBS	TOTAL SPENT WITH **ADJ. HUBS 18.1%	TOTAL SPENT WITH *OTHER HUBS 1.9%	**ADJUSTED HUB GOAL 18.1%				*OTHER HUB GOAL 1.9%	
					BLACK	HISPANIC	WOMAN	ASIAN PACIFIC	NATIVE AMERICAN	
T	\$22,988	\$22,988/100%								
N	\$186,947	\$161,582/86.4%	\$25,365/13.5%		\$25,365/13.5%					
TC										
C	\$209,935	\$184,571/87.9%	\$25,365/12.0%		\$22,675/10.8%		\$2,690/1.28%			

719-Tx State Technical College-Other Services Unadjusted Goal is 33.0%

FUND TYPE	TOTAL EXPENDITURES	TOTAL SPENT WITH NON-HUBS	TOTAL SPENT WITH **ADJ. HUBS 33.0%	**ADJUSTED HUB GOAL 33.0%				
				ASIAN PACIFIC	BLACK	HISPANIC	NATIVE AMERICAN	WOMAN
T	\$1,778,051	\$1,525,505/85.7%	\$252,546/14.2%		\$3,070/.172%	\$124,638/7.00%		\$124,837/7.02%
N	\$2,719,537	\$2,598,388/95.5%	\$121,158/4.45%	\$14,478/.532%		\$58,733/2.15%		\$47,947/1.76%
TC	\$63,434	\$60,928/86.4%	\$2,505/3.00%					\$2,505/3.00%
C	\$4,414,174	\$4,042,974/91.5%	\$371,199/8.40%	\$14,478/.328%	\$3,070/.069%	\$183,371/4.15%		\$170,279/3.85%

719-Tx State Technical College-Commodity Purchasing Unadjusted Goal is 12.6%

FUND TYPE	TOTAL EXPENDITURES	TOTAL SPENT WITH NON-HUBS	TOTAL SPENT WITH **ADJ. HUBS 11.5%	TOTAL SPENT WITH *OTHER HUBS 1.1%	**ADJUSTED HUB GOAL 11.5%				*OTHER HUB GOAL 1.1%	
					BLACK	HISPANIC	WOMAN	ASIAN PACIFIC	NATIVE AMERICAN	
T	\$5,513,259	\$4,299,333/77.9%	\$639,352/11.5%		\$38,282/.694%	\$124,573/2.25%	\$476,496/8.64%	\$569,142/10.3%	\$5,431/.098%	
N	\$5,804,183	\$4,788,083/81.0%	\$610,432/10.3%		\$9,905/.167%	\$334,430/5.66%	\$288,087/4.50%	\$505,298/8.55%	\$388/.066%	
TC	\$950,461	\$892,766/93.9%	\$48,425/5.09%		\$259/.027%	\$6,706/.705%	\$41,458/4.36%	\$8,900/.936%	\$368/.038%	
C	\$10,486,980	\$8,194,650/78.2%	\$1,201,359/11.4%		\$47,928/.457%	\$452,297/4.32%	\$701,133/8.69%	\$1,085,540/10.1%	\$5,431/.051%	

DB = DEBIT (NEGATIVE AMOUNT) * = OTHER HUBS ** = ADJUSTED HUBS *** = DOLLARS REPORTED BUT NOT SHOWN IN THESE COLUMNS. SEE COVER LETTER PARA. 4
T=TREASURY, N=NON-TREASURY, S=SUBCONTRACTOR FUNDS & PROCUREMENT CARD HUB PURCHASES, TC=TERM CONTRACT, C=CONSOLIDATED. SEE PAGE 4 OF HUB REPORT FOR FUND TYPE DESCRIPTION.

720-UNIVERSITY OF TEXAS SYSTEM-Heavy Construction Unadjusted Goal is 11.9%

FUND TYPE	TOTAL EXPENDITURES	TOTAL SPENT WITH NON-HUBS AMOUNT/%	TOTAL SPENT WITH **ADJ HUBS 6.0% AMOUNT/%	TOTAL SPENT WITH *OTHER HUBS 5.3% AMOUNT/%	**ADJUSTED HUB GOAL 6.6%			*OTHER HUB GOAL 5.3%	
					ASIAN PACIFIC AMOUNT/%	BLACK AMOUNT/%	HISPANIC AMOUNT/%	NATIVE AMERICAN AMOUNT/%	WOMAN AMOUNT/%
T									
N									
S									
-TC									
C									

720-UNIVERSITY OF TEXAS SYSTEM-Building Construction Unadjusted Goal is 26.1%

FUND TYPE	TOTAL EXPENDITURES	TOTAL SPENT WITH NON-HUBS	TOTAL SPENT WITH **ADJ HUBS 25.1%	TOTAL SPENT WITH *OTHER HUBS 1.0%	**ADJUSTED HUB GOAL 25.1%			*OTHER HUB GOAL 1.0%	
					BLACK	HISPANIC	WOMAN	ASIAN PACIFIC	NATIVE AMERICAN
T									
N	\$137,383,205	\$133,141,132/96.9%	\$2,663,575/1.93%	\$1,578,456/1.14%	\$1,930,285/1.40%	\$727,973/.528%	\$5,317/.003%	\$1,578,456/1.14%	
S	***	***	\$10,910,196/7.65%	\$3,100,492/2.25%	\$224,292/.163%	\$3,154,786/2.28%	\$7,131,117/5.19%	\$763,278/.546%	\$2,347,214/1.70%
-TC									
C	\$137,383,205	\$133,141,132/96.9%	\$13,173,772/9.58%	\$4,678,948/3.40%	\$2,154,577/1.56%	\$3,682,759/2.62%	\$7,138,434/5.19%	\$2,331,774/1.68%	\$2,347,214/1.70%

720-UNIVERSITY OF TEXAS SYSTEM-Special Trade Unadjusted Goal is 57.2%

FUND TYPE	TOTAL EXPENDITURES	TOTAL SPENT WITH NON-HUBS	TOTAL SPENT WITH **ADJ HUBS 47.0%	TOTAL SPENT WITH *OTHER HUBS 10.2%	**ADJUSTED HUB GOAL 47.0%		*OTHER HUB GOAL 10.2%		
					BLACK	HISPANIC	ASIAN PACIFIC	NATIVE AMERICAN	WOMAN
T	\$1,108,304	\$1,106,291/99.8%	\$959/.086%	\$1,054/.095%		\$859/.086%			\$1,054/.095%
N	\$322,496	\$312,920/97.0%		\$9,576/2.96%					\$9,576/2.96%
-TC									
C	\$1,430,800	\$1,419,211/99.1%	\$959/.067%	\$10,630/.743%		\$969/.067%			\$10,630/.743%

720-UNIVERSITY OF TEXAS SYSTEM-Professional Services Unadjusted Goal is 20.0%

FUND TYPE	TOTAL EXPENDITURES	TOTAL SPENT WITH NON-HUBS	TOTAL SPENT WITH **ADJ HUBS 18.1%	TOTAL SPENT WITH *OTHER HUBS 1.9%	**ADJUSTED HUB GOAL 18.1%			*OTHER HUB GOAL 1.9%	
					BLACK	HISPANIC	WOMAN	ASIAN PACIFIC	NATIVE AMERICAN
T	\$18,274	\$18,274/100%							
N	\$22,389,956	\$20,393,256/91.0%	\$1,608,556/7.18%	\$395,111/1.77%	\$162,623/.726%	\$608,581/3.61%	\$636,283/2.84%	\$395,111/1.77%	
S	***	***	\$757,040/3.42%	\$187,256/.757%	\$46,888/.212%	\$572,903/2.59%	\$137,248/.621%	\$167,256/.757%	
-TC									
C	\$22,418,231	\$20,411,530/91.0%	\$2,365,529/10.6%	\$585,367/2.52%	\$208,511/.924%	\$1,362,585/6.16%	\$773,532/3.45%	\$565,367/2.52%	

720-UNIVERSITY OF TEXAS SYSTEM-Other Services Unadjusted Goal is 33.0%

FUND TYPE	TOTAL EXPENDITURES	TOTAL SPENT WITH NON-HUBS	TOTAL SPENT WITH **ADJ HUBS 33.0%	TOTAL SPENT WITH *OTHER HUBS 1.1%	**ADJUSTED HUB GOAL 33.0%				
					ASIAN PACIFIC	BLACK	HISPANIC	NATIVE AMERICAN	WOMAN
T	\$961,354	\$819,812/85.2%	\$141,541/14.7%			\$11,253/1.17%	\$28,493/2.96%		\$101,789/10.5%
N	\$8,643,768	\$7,937,183/82.3%	\$1,705,582/17.6%	\$908,321/10.5%	\$27,193/.282%	\$125,959/1.30%	\$219,612/2.27%	\$6,446/.066%	\$1,327,370/13.7%
S	***	***	\$908,321/10.5%		\$12,627/.276%		\$386,054/8.31%	\$1,600/.038%	\$107,640/2.31%
-TC	\$62,983	\$62,993/100%							
C	\$10,542,126	\$8,694,002/82.4%	\$2,356,448/22.3%		\$40,021/.379%	\$137,217/1.30%	\$634,159/6.01%	\$8,246/.078%	\$1,536,800/14.5%

720-UNIVERSITY OF TEXAS SYSTEM-Commodity Purchasing Unadjusted Goal is 12.6%

FUND TYPE	TOTAL EXPENDITURES	TOTAL SPENT WITH NON-HUBS	TOTAL SPENT WITH **ADJ HUBS 11.5%	TOTAL SPENT WITH *OTHER HUBS 1.1%	**ADJUSTED HUB GOAL 11.5%			*OTHER HUB GOAL 1.1%	
					BLACK	HISPANIC	WOMAN	ASIAN PACIFIC	NATIVE AMERICAN
T	\$1,041,340	\$718,373/68.9%	\$301,282/28.9%	\$21,684/2.08%	\$27,466/2.63%	\$76,369/7.38%	\$196,924/18.9%	\$21,684/2.08%	
N	\$5,774,441	\$3,987,820/69.0%	\$1,745,601/30.2%	\$40,819/.706%	\$310,586/5.37%	\$11,753/.203%	\$1,423,459/24.6%	\$40,738/.705%	
S	***	***	\$111,919/2.75%			\$60,103/1.48%	\$61,816/1.27%		\$80/.001%
-TC	\$248,173	\$246,039/99.1%	\$2,134/.859%			\$1,364/.545%	\$780/.314%		
C	\$6,567,608	\$4,460,156/67.9%	\$2,156,866/32.8%	\$62,503/.951%	\$338,056/5.14%	\$147,392/2.24%	\$1,671,619/25.4%	\$62,423/.950%	\$80/.001%

DB = DEBIT (NEGATIVE AMOUNT) * = OTHER HUBS ** = ADJUSTED HUBS *** = DOLLARS REPORTED BUT NOT SHOWN IN THESE COLUMNS. SEE COVER LETTER PARA. 4
T-TREASURY, N-NON-TREASURY, S-SUBCONTRACTOR FUNDS & PROCUREMENT CARD HUB PURCHASES, TC-TERM CONTRACT, C-CONSOLIDATED. SEE PAGE 4 OF HUB REPORT FOR FUND TYPE DESCRIPTION.

721-UNIVERSITY OF TEXAS AT AUSTIN-Heavy Construction Unadjusted Goal is 11.8%

FUND TYPE	TOTAL EXPENDITURES	TOTAL SPENT WITH NON-HUBS AMOUNT/%	TOTAL SPENT WITH **ADJ. HUBS 6.6% AMOUNT/%	TOTAL SPENT WITH *OTHER HUBS 5.3% AMOUNT/%	ASIAN PACIFIC AMOUNT/%	**ADJUSTED HUB GOAL 6.6% BLACK AMOUNT/%	HISPANIC AMOUNT/%	NATIVE AMERICAN AMOUNT/%	*OTHER HUB GOAL 5.3% WOMAN AMOUNT/%
T	\$134	\$134/100 %							
N	\$17,283	\$17,283/100 %							
S									
TC									
C	\$17,418	\$17,418/100 %							

721-UNIVERSITY OF TEXAS AT AUSTIN-Building Construction Unadjusted Goal is 26.1%

FUND TYPE	TOTAL EXPENDITURES	TOTAL SPENT WITH NON-HUBS	TOTAL SPENT WITH **ADJ. HUBS 25.1%	TOTAL SPENT WITH *OTHER HUBS 1.0%	BLACK	HISPANIC	WOMAN	*OTHER HUB GOAL 1.0% ASIAN PACIFIC	NATIVE AMERICAN
T	\$660,656	\$566,172/85.6%	\$94,483/14.3%		\$75/.011%	\$6,474/1.28%	\$85,934/13.0%		
N									
S									
TC									
C	\$660,656	\$566,172/85.6%	\$94,483/14.3%		\$75/.011%	\$6,474/1.28%	\$85,934/13.0%		

721-UNIVERSITY OF TEXAS AT AUSTIN-Special Trade Unadjusted Goal is 97.2%

FUND TYPE	TOTAL EXPENDITURES	TOTAL SPENT WITH NON-HUBS	TOTAL SPENT WITH **ADJ. HUBS 47.0%	TOTAL SPENT WITH *OTHER HUBS 10.2%	BLACK	HISPANIC	ASIAN PACIFIC	NATIVE AMERICAN	WOMAN
T	\$1,387,944	\$1,334,003/96.1%	\$37,222/2.68%	\$16,718/1.20%		\$37,222/2.68%	\$300/.021%		\$16,418/1.18%
N	\$15,442,544	\$13,650,469/88.3%	\$894,463/5.79%	\$497,611/5.81%	\$240,426/1.55%	\$654,025/4.23%	\$129,636/.839%		\$767,975/4.97%
S	***	***	\$964,422/5.73%	\$202,513/1.20%	\$726,476/4.31%	\$237,946/1.41%			\$202,513/1.20%
TC	\$1,142	\$1,142/100 %							
C	\$16,829,346	\$14,983,330/89.0%	\$1,696,108/11.2%	\$1,116,843/6.63%	\$966,905/5.74%	\$929,203/6.52%	\$129,938/.772%		\$986,907/5.86%

721-UNIVERSITY OF TEXAS AT AUSTIN-Professional Services Unadjusted Goal is 20.0%

FUND TYPE	TOTAL EXPENDITURES	TOTAL SPENT WITH NON-HUBS	TOTAL SPENT WITH **ADJ. HUBS 18.1%	TOTAL SPENT WITH *OTHER HUBS 1.8%	BLACK	HISPANIC	WOMAN	*OTHER HUB GOAL 1.8% ASIAN PACIFIC	NATIVE AMERICAN
T	\$341,549	\$284,153/83.1%	\$37,206/10.8%	\$20,190/5.91%		\$20,747/6.07%	\$16,458/4.81%		\$20,190/5.91%
N	\$1,582,174	\$1,466,854/92.7%	\$115,318/7.28%			\$8,362/.528%	\$106,952/6.75%		
S									
TC									
C	\$1,923,723	\$1,751,012/91.0%	\$152,521/7.92%	\$20,190/1.04%		\$29,109/1.51%	\$123,411/6.41%		\$20,190/1.04%

721-UNIVERSITY OF TEXAS AT AUSTIN-Other Services Unadjusted Goal is 33.0%

FUND TYPE	TOTAL EXPENDITURES	TOTAL SPENT WITH NON-HUBS	TOTAL SPENT WITH **ADJ. HUBS 33.0%	ASIAN PACIFIC	BLACK	HISPANIC	NATIVE AMERICAN	WOMAN
T	\$5,491,466	\$4,341,082/79.0%	\$1,150,383/20.9%	\$42,775/.778%	\$12,995/.236%	\$605,581/11.0%	\$3,556/.064%	\$485,375/8.83%
N	\$37,335,573	\$33,430,102/89.5%	\$3,905,470/10.4%	\$172,052/.460%	\$148,508/.397%	\$475,889/1.27%	\$93,275/.248%	\$3,015,743/6.07%
S	***	***	\$21,250/.737%		\$1,450/.050%			
TC	\$584,304	\$578,790/99.0%	\$5,513/.943%			\$4,726/.809%		\$785/.134%
C	\$42,242,734	\$37,192,383/88.0%	\$5,071,690/12.0%	\$214,827/.504%	\$192,954/.385%	\$1,086,642/2.59%	\$96,831/.229%	\$3,500,333/8.28%

721-UNIVERSITY OF TEXAS AT AUSTIN-Commodity Purchasing Unadjusted Goal is 12.6%

FUND TYPE	TOTAL EXPENDITURES	TOTAL SPENT WITH NON-HUBS	TOTAL SPENT WITH **ADJ. HUBS 11.5%	TOTAL SPENT WITH *OTHER HUBS 1.1%	BLACK	HISPANIC	WOMAN	*OTHER HUB GOAL 1.1% ASIAN PACIFIC	NATIVE AMERICAN
T	\$12,607,172	\$10,823,510/84.2%	\$1,726,905/13.6%	\$256,766/2.03%	\$189,653/1.50%	\$544,614/4.31%	\$992,636/7.87%	\$231,541/1.83%	\$25,214/.200%
N	\$86,180,971	\$73,408,539/85.1%	\$11,164,998/12.8%	\$1,607,433/1.86%	\$1,123,095/1.30%	\$3,395,137/3.93%	\$6,646,765/7.71%	\$1,570,747/1.82%	\$36,886/.042%
S	***	***	\$329,617/1.74%	\$41,821/.221%	\$138,449/.732%	\$25,293/.133%	\$165,875/.877%	\$35,084/.185%	\$6,737/.035%
TC	\$6,750,733	\$6,394,879/94.7%	\$290,468/4.15%	\$75,386/1.11%	\$3,863/.057%	\$121,246/1.79%	\$165,357/2.30%	\$75,129/1.11%	\$257/.003%
C	\$92,037,409	\$77,637,170/84.3%	\$12,941,053/14.0%	\$1,830,625/1.98%	\$1,447,334/1.57%	\$3,843,799/4.17%	\$7,649,819/8.31%	\$1,782,244/1.91%	\$68,380/.074%

DB = DEBIT (NEGATIVE AMOUNT) * = OTHER HUBS ** = ADJUSTED HUBS *** = DOLLARS REPORTED BUT NOT SHOWN IN THESE COLUMNS. SEE COVER LETTER PARA. 4
T=TREASURY, N=NON-TREASURY, S=SUBCONTRACTOR FUNDS & PROCUREMENT CARD HUB PURCHASES, TC=TERM CONTRACT, C=CONSOLIDATED. SEE PAGE 4 OF HUB REPORT FOR FUND TYPE DESCRIPTION.

723-UT MEDICAL BRANCH - GALVESTON-Heavy Construction Unadjusted Goal is 11.9%

FUND TYPE	TOTAL EXPENDITURES	TOTAL SPENT WITH NON-HUBS AMOUNT/%	TOTAL SPENT WITH **ADJ. HUBS 6.6% AMOUNT/%	TOTAL SPENT WITH *OTHER HUBS 5.3% AMOUNT/%	**ADJUSTED HUB GOAL 6.6%				*OTHER HUB GOAL 5.3% WOMAN AMOUNT/%
					ASIAN PACIFIC AMOUNT/%	BLACK AMOUNT/%	HISPANIC AMOUNT/%	NATIVE AMERICAN AMOUNT/%	
T									
N									
S									
TC									
C									

723-UT MEDICAL BRANCH - GALVESTON-Building Construction Unadjusted Goal is 28.1%

FUND TYPE	TOTAL EXPENDITURES	TOTAL SPENT WITH NON-HUBS	TOTAL SPENT WITH **ADJ. HUBS 25.1% AMOUNT/%	TOTAL SPENT WITH *OTHER HUBS 1.0% AMOUNT/%	**ADJUSTED HUB GOAL 25.1%			*OTHER HUB GOAL 1.0%	
					BLACK	HISPANIC	WOMAN	ASIAN PACIFIC	NATIVE AMERICAN
T									
N									
S									
TC									
C									

723-UT MEDICAL BRANCH - GALVESTON-Special Trade Unadjusted Goal is 57.2%

FUND TYPE	TOTAL EXPENDITURES	TOTAL SPENT WITH NON-HUBS	TOTAL SPENT WITH **ADJ. HUBS 47.0% AMOUNT/%	TOTAL SPENT WITH *OTHER HUBS 10.2% AMOUNT/%	**ADJUSTED HUB GOAL 47.0%		*OTHER HUB GOAL 10.2%		
					BLACK	HISPANIC	ASIAN PACIFIC	NATIVE AMERICAN	WOMAN
T									
N	\$7,683,786	\$4,410,750/57.4%	\$736,549/9.58%	\$2,536,466/33.0%	\$18,446/.240%	\$718,102/9.34%	\$3,196/.041%	\$31,105/.404%	\$2,502,165/32.5%
TC	\$2,863	\$2,863/100%							
C	\$7,680,803	\$4,407,867/57.3%	\$736,549/9.58%	\$2,536,466/33.0%	\$18,446/.240%	\$718,102/9.34%	\$3,196/.041%	\$31,105/.405%	\$2,502,165/32.5%

723-UT MEDICAL BRANCH - GALVESTON-Professional Services Unadjusted Goal is 20.0%

FUND TYPE	TOTAL EXPENDITURES	TOTAL SPENT WITH NON-HUBS	TOTAL SPENT WITH **ADJ. HUBS 18.1% AMOUNT/%	TOTAL SPENT WITH *OTHER HUBS 1.9% AMOUNT/%	**ADJUSTED HUB GOAL 18.1%			*OTHER HUB GOAL 1.9%	
					BLACK	HISPANIC	WOMAN	ASIAN PACIFIC	NATIVE AMERICAN
T									
N	\$12,289,586	\$12,148,207/98.8%	\$116,929/.951%	\$24,450/.198%	\$2,560/.020%	\$340/.002%	\$114,029/.927%	\$24,450/.198%	
TC									
C	\$12,289,586	\$12,148,207/98.8%	\$116,929/.951%	\$24,450/.198%	\$2,560/.020%	\$340/.002%	\$114,029/.927%	\$24,450/.198%	

723-UT MEDICAL BRANCH - GALVESTON-Other Services Unadjusted Goal is 33.0%

FUND TYPE	TOTAL EXPENDITURES	TOTAL SPENT WITH NON-HUBS	TOTAL SPENT WITH **ADJ. HUBS 33.0% AMOUNT/%	**ADJUSTED HUB GOAL 33.0%				
				ASIAN PACIFIC	BLACK	HISPANIC	NATIVE AMERICAN	WOMAN
T	\$81,825	\$81,825/100%						
N	\$32,337,313	\$27,515,956/85.0%	\$4,821,357/14.9%	\$93,709/.289%	\$168,548/.583%	\$2,811,661/8.69%	\$831/.002%	\$1,726,606/5.33%
TC	\$2,245,703	\$2,245,036/99.8%	\$668/.029%				\$688/.029%	
C	\$30,173,436	\$25,362,743/84.0%	\$4,820,692/15.8%	\$93,709/.310%	\$168,548/.824%	\$2,811,661/5.31%	\$166/.000%	\$1,726,606/5.72%

723-UT MEDICAL BRANCH - GALVESTON-Commodity Purchasing Unadjusted Goal is 12.6%

FUND TYPE	TOTAL EXPENDITURES	TOTAL SPENT WITH NON-HUBS	TOTAL SPENT WITH **ADJ. HUBS 11.5% AMOUNT/%	TOTAL SPENT WITH *OTHER HUBS 1.1% AMOUNT/%	**ADJUSTED HUB GOAL 11.5%			*OTHER HUB GOAL 1.1%	
					BLACK	HISPANIC	WOMAN	ASIAN PACIFIC	NATIVE AMERICAN
T	\$44,755	\$1,158/2.58%	\$3,578/7.99%	\$40,018/89.4%	\$3,578/7.99%				
N	\$132,371,849	\$119,120,393/89.9%	\$12,265,159/9.26%	\$888,296/.745%	\$10,028,104/7.57%	\$491,095/.371%	\$1,745,959/1.31%	\$888,387/.671%	\$97,409/.073%
TC	\$16,757,813	\$16,709,142/99.7%		\$48,670/.290%				\$268/.002%	\$48,301/.288%
C	\$116,668,790	\$102,412,408/88.5%	\$12,268,737/10.6%	\$977,644/.845%	\$10,031,622/8.67%	\$491,095/.424%	\$1,745,959/1.60%	\$928,537/.802%	\$49,107/.042%

DB = DEBIT (NEGATIVE AMOUNT) * = OTHER HUBS ** = ADJUSTED HUBS *** = DOLLARS REPORTED BUT NOT SHOWN IN THESE COLUMNS. SEE COVER LETTER PARA. 4
T=TREASURY, N=NON-TREASURY, S=SUBCONTRACTOR FUNDS & PROCUREMENT CARD HUB PURCHASES, TC=TERM CONTRACT, C=CONSOLIDATED. SEE PAGE 4 OF HUB REPORT FOR FUND TYPE DESCRIPTION.

724-UNIVERSITY OF TEXAS AT EL PASO-Heavy Construction Unadjusted Goal is 11.9%

FUND TYPE	TOTAL EXPENDITURES	TOTAL SPENT WITH NON-HUBS AMOUNT/%	TOTAL SPENT WITH **ADJ. HUBS 6.6% AMOUNT/%	TOTAL SPENT WITH *OTHER HUBS 5.3% AMOUNT/%	ASIAN PACIFIC AMOUNT/%	**ADJUSTED HUB GOAL 6.6% BLACK AMOUNT/%	HISPANIC AMOUNT/%	NATIVE AMERICAN AMOUNT/%	*OTHER HUB GOAL 5.3% WOMAN AMOUNT/%
T									
N	\$54	\$54/100 %							
S									
TC									
C	\$54	\$54/100 %							

724-UNIVERSITY OF TEXAS AT EL PASO-Building Construction Unadjusted Goal is 26.1%

FUND TYPE	TOTAL EXPENDITURES	TOTAL SPENT WITH NON-HUBS	TOTAL SPENT WITH **ADJ. HUBS 25.1% AMOUNT/%	TOTAL SPENT WITH *OTHER HUBS 1.0% AMOUNT/%	BLACK	**ADJUSTED HUB GOAL 25.1% HISPANIC	WOMAN	*OTHER HUB GOAL 1.0% ASIAN PACIFIC	NATIVE AMERICAN
T									
N									
S									
TC									
C									

724-UNIVERSITY OF TEXAS AT EL PASO-Special Trade Unadjusted Goal is 57.2%

FUND TYPE	TOTAL EXPENDITURES	TOTAL SPENT WITH NON-HUBS	TOTAL SPENT WITH **ADJ. HUBS 47.0% AMOUNT/%	TOTAL SPENT WITH *OTHER HUBS 10.2% AMOUNT/%	BLACK	**ADJUSTED HUB GOAL 47.0% HISPANIC	WOMAN	*OTHER HUB GOAL 10.2% ASIAN PACIFIC	NATIVE AMERICAN
T	\$5,350	\$5,350/100 %							
N	\$1,260,119	\$729,123/57.8%	\$512,900/40.7%	\$18,035/1.43%		\$512,900/40.7%			\$18,035/1.43%
S									
TC									
C	\$1,265,470	\$734,534/58.0%	\$512,900/40.5%	\$18,035/1.42%		\$512,900/40.5%			\$18,035/1.42%

724-UNIVERSITY OF TEXAS AT EL PASO-Professional Services Unadjusted Goal is 20.0%

FUND TYPE	TOTAL EXPENDITURES	TOTAL SPENT WITH NON-HUBS	TOTAL SPENT WITH **ADJ. HUBS 18.1% AMOUNT/%	TOTAL SPENT WITH *OTHER HUBS 1.9% AMOUNT/%	BLACK	**ADJUSTED HUB GOAL 18.1% HISPANIC	WOMAN	*OTHER HUB GOAL 1.9% ASIAN PACIFIC	NATIVE AMERICAN
T	\$100	\$100/100 %							
N	\$249,486	\$183,895/73.7%	\$65,590/26.2%			\$24,530/9.83%	\$41,060/16.4%		
S									
TC									
C	\$249,586	\$183,995/73.7%	\$65,590/26.2%			\$24,530/9.82%	\$41,060/16.4%		

724-UNIVERSITY OF TEXAS AT EL PASO-Other Services Unadjusted Goal is 33.0%

FUND TYPE	TOTAL EXPENDITURES	TOTAL SPENT WITH NON-HUBS	TOTAL SPENT WITH **ADJ. HUBS 33.0% AMOUNT/%	TOTAL SPENT WITH *OTHER HUBS 1.1% AMOUNT/%	ASIAN PACIFIC	BLACK	**ADJUSTED HUB GOAL 33.0% HISPANIC	NATIVE AMERICAN	WOMAN
T	\$467,761	\$462,013/98.7%	\$5,747/1.22%						\$246/.052%
N	\$5,045,824	\$4,800,113/95.1%	\$245,711/4.86%		\$1,280/.273%	\$2,100/.041%	\$4,221/.902%		\$57,841/1.14%
S									
TC	\$189,532	\$189,532/100 %							
C	\$5,344,053	\$5,092,583/95.2%	\$251,459/4.70%		\$988/.018%	\$2,100/.039%	\$190,302/3.56%		\$58,087/1.05%

724-UNIVERSITY OF TEXAS AT EL PASO-Commodity Purchasing Unadjusted Goal is 12.6%

FUND TYPE	TOTAL EXPENDITURES	TOTAL SPENT WITH NON-HUBS	TOTAL SPENT WITH **ADJ. HUBS 11.5% AMOUNT/%	TOTAL SPENT WITH *OTHER HUBS 1.1% AMOUNT/%	BLACK	**ADJUSTED HUB GOAL 11.5% HISPANIC	WOMAN	*OTHER HUB GOAL 1.1% ASIAN PACIFIC	NATIVE AMERICAN
T	\$777,253	\$618,432/79.5%	\$141,826/18.2%	\$17,193/2.21%					
N	\$11,220,181	\$9,500,510/84.6%	\$1,647,149/14.6%	\$72,521/.646%	\$10,601/1.36%	\$35,423/4.55%	\$95,601/12.2%	\$17,193/2.21%	
S									
TC	\$202,489	\$199,188/98.3%	\$2,348/1.15%	\$962/.470%		\$779/.384%	\$1,568/.774%		\$952/.470%
C	\$11,794,944	\$9,919,754/84.1%	\$1,786,427/15.1%	\$88,762/.752%	\$21,633/1.83%	\$711,666/6.03%	\$1,053,127/8.92%	\$88,678/.751%	\$83/.000%

DB = DEBIT (NEGATIVE AMOUNT) * = OTHER HUBS ** = ADJUSTED HUBS *** = DOLLARS REPORTED BUT NOT SHOWN IN THESE COLUMNS. SEE COVER LETTER PARA. 4
T-TREASURY, N=NON-TREASURY, S=SUBCONTRACTOR FUNDS & PROCUREMENT CARD HUB PURCHASES, TC-TERM CONTRACT; C=CONSOLIDATED. SEE PAGE 4 OF HUB REPORT FOR FUND TYPE DESCRIPTION.

727-TEXAS TRANSPORTATION INSTITUTE-Heavy Construction Unadjusted Goal is 11.9%

FUND TYPE	TOTAL EXPENDITURES	TOTAL SPENT WITH NON-HUBS AMOUNT/%	TOTAL SPENT WITH **ADJ. HUBS 6.6% AMOUNT/%	TOTAL SPENT WITH *OTHER HUBS 5.3% AMOUNT/%	ASIAN PACIFIC AMOUNT/%	**ADJUSTED HUB GOAL 6.6% BLACK AMOUNT/%	HISPANIC AMOUNT/%	NATIVE AMERICAN AMOUNT/%	*OTHER HUB GOAL 5.3% WOMAN AMOUNT/%
-----------	--------------------	------------------------------------	--	--	------------------------	--	-------------------	--------------------------	--

T
N
S
-TC

C

727-TEXAS TRANSPORTATION INSTITUTE-Building Construction Unadjusted Goal is 28.1%

FUND TYPE	TOTAL EXPENDITURES	TOTAL SPENT WITH NON-HUBS	TOTAL SPENT WITH **ADJ. HUBS 25.1%	TOTAL SPENT WITH *OTHER HUBS 1.0%	BLACK	**ADJUSTED HUB GOAL 25.1% HISPANIC	WOMAN	*OTHER HUB GOAL 1.0% ASIAN PACIFIC	NATIVE AMERICAN
-----------	--------------------	---------------------------	------------------------------------	-----------------------------------	-------	---------------------------------------	-------	---------------------------------------	-----------------

T
N
S
-TC

C

727-TEXAS TRANSPORTATION INSTITUTE-Special Trade Unadjusted Goal is 57.2%

FUND TYPE	TOTAL EXPENDITURES	TOTAL SPENT WITH NON-HUBS	TOTAL SPENT WITH **ADJ. HUBS 47.0%	TOTAL SPENT WITH *OTHER HUBS 10.2%	BLACK	**ADJUSTED HUB GOAL 47.0% HISPANIC	ASIAN PACIFIC	NATIVE AMERICAN	WOMAN
-----------	--------------------	---------------------------	------------------------------------	------------------------------------	-------	---------------------------------------	---------------	-----------------	-------

T
N
S
-TC

C

727-TEXAS TRANSPORTATION INSTITUTE-Professional Services Unadjusted Goal is 20.0%

FUND TYPE	TOTAL EXPENDITURES	TOTAL SPENT WITH NON-HUBS	TOTAL SPENT WITH **ADJ. HUBS 18.1%	TOTAL SPENT WITH *OTHER HUBS 1.9%	BLACK	**ADJUSTED HUB GOAL 18.1% HISPANIC	WOMAN	*OTHER HUB GOAL 1.9% ASIAN PACIFIC	NATIVE AMERICAN
-----------	--------------------	---------------------------	------------------------------------	-----------------------------------	-------	---------------------------------------	-------	---------------------------------------	-----------------

T
N
S
-TC

C

727-TEXAS TRANSPORTATION INSTITUTE-Other Services Unadjusted Goal is 33.0%

FUND TYPE	TOTAL EXPENDITURES	TOTAL SPENT WITH NON-HUBS	TOTAL SPENT WITH **ADJ. HUBS 33.0%	ASIAN PACIFIC	BLACK	**ADJUSTED HUB GOAL 33.0% HISPANIC	NATIVE AMERICAN	WOMAN
-----------	--------------------	---------------------------	------------------------------------	---------------	-------	---------------------------------------	-----------------	-------

T
N
S
-TC

C

727-TEXAS TRANSPORTATION INSTITUTE-Commodity Purchasing Unadjusted Goal is 12.6%

FUND TYPE	TOTAL EXPENDITURES	TOTAL SPENT WITH NON-HUBS	TOTAL SPENT WITH **ADJ. HUBS 11.5%	TOTAL SPENT WITH *OTHER HUBS 1.1%	BLACK	**ADJUSTED HUB GOAL 11.5% HISPANIC	WOMAN	*OTHER HUB GOAL 1.1% ASIAN PACIFIC	NATIVE AMERICAN
-----------	--------------------	---------------------------	------------------------------------	-----------------------------------	-------	---------------------------------------	-------	---------------------------------------	-----------------

T
N
S
-TC

C

DB = DEBIT (NEGATIVE AMOUNT) * = OTHER HUBS ** = ADJUSTED HUBS *** = DOLLARS REPORTED BUT NOT SHOWN IN THESE COLUMNS. SEE COVER LETTER PARA. 4
T=TREASURY, N=NON-TREASURY, S=SUBCONTRACTOR FUNDS & PROCUREMENT CARD HUB PURCHASES, TC=TERM CONTRACT, C=CONSOLIDATED. SEE PAGE 4 OF HUB REPORT FOR FUND TYPE DESCRIPTION.

729-UT SOUTHWESTERN MEDICAL CTR/DALLAS-Heavy Construction Unadjusted Goal is 11.8%

FUND TYPE	TOTAL EXPENDITURES	TOTAL SPENT WITH NON-HUBS AMOUNT/%	TOTAL SPENT WITH **ADJ. HUBS 6.6% AMOUNT/%	TOTAL SPENT WITH *OTHER HUBS 5.3% AMOUNT/%	**ADJUSTED HUB GOAL 6.6%		*OTHER HUB GOAL 5.3%	
					ASIAN PACIFIC AMOUNT/%	BLACK AMOUNT/%	HISPANIC AMOUNT/%	NATIVE AMERICAN AMOUNT/%
T								
N	\$36,689	\$36,689/100%						
S								
-TC								
C	\$36,689	\$36,689/100%						

729-UT SOUTHWESTERN MEDICAL CTR/DALLAS-Building Construction Unadjusted Goal is 28.1%

FUND TYPE	TOTAL EXPENDITURES	TOTAL SPENT WITH NON-HUBS	TOTAL SPENT WITH **ADJ. HUBS 25.1%	TOTAL SPENT WITH *OTHER HUBS 3.0%	**ADJUSTED HUB GOAL 25.1%			*OTHER HUB GOAL 3.0%	
					BLACK	HISPANIC	WOMAN	ASIAN PACIFIC	NATIVE AMERICAN
T									
N									
S									
-TC									
C									

729-UT SOUTHWESTERN MEDICAL CTR/DALLAS-Special Trade Unadjusted Goal is 57.2%

FUND TYPE	TOTAL EXPENDITURES	TOTAL SPENT WITH NON-HUBS	TOTAL SPENT WITH **ADJ. HUBS 47.0%	TOTAL SPENT WITH *OTHER HUBS 10.2%	**ADJUSTED HUB GOAL 47.0%			*OTHER HUB GOAL 10.2%	
					BLACK	HISPANIC	WOMAN	ASIAN PACIFIC	NATIVE AMERICAN
T	\$360	\$360/100%							
N	\$6,375,485	\$8,188,384/97.0%	\$130,174/2.04%	\$56,907/.892%	\$130,174/2.04%			\$3,675/.057%	\$53,232/.835%
S									
-TC									
C	\$6,375,825	\$8,188,744/97.0%	\$130,174/2.04%	\$56,907/.892%	\$130,174/2.04%			\$3,675/.057%	\$53,232/.834%

729-UT SOUTHWESTERN MEDICAL CTR/DALLAS-Professional Services Unadjusted Goal is 20.0%

FUND TYPE	TOTAL EXPENDITURES	TOTAL SPENT WITH NON-HUBS	TOTAL SPENT WITH **ADJ. HUBS 18.1%	TOTAL SPENT WITH *OTHER HUBS 1.9%	**ADJUSTED HUB GOAL 18.1%			*OTHER HUB GOAL 1.9%	
					BLACK	HISPANIC	WOMAN	ASIAN PACIFIC	NATIVE AMERICAN
T									
N	\$366,092	\$311,281/85.2%	\$53,810/14.7%			\$10,387/2.84%		\$43,422/11.8%	
S									
-TC									
C	\$366,092	\$311,281/85.2%	\$53,810/14.7%			\$10,387/2.84%		\$43,422/11.8%	

729-UT SOUTHWESTERN MEDICAL CTR/DALLAS-Other Services Unadjusted Goal is 33.0%

FUND TYPE	TOTAL EXPENDITURES	TOTAL SPENT WITH NON-HUBS	TOTAL SPENT WITH **ADJ. HUBS 33.0%	**ADJUSTED HUB GOAL 33.0%				
				ASIAN PACIFIC	BLACK	HISPANIC	NATIVE AMERICAN	WOMAN
T	\$690,751	\$636,089/92.0%	\$54,661/7.91%					
N	\$22,348,511	\$19,335,765/86.5%	\$3,012,746/13.4%	\$183/.026%	\$40,430/5.85%	\$1,046/.151%	\$240/.034%	\$12,781/1.85%
S				\$28,872/.129%	\$1,610,851/7.20%	\$160,033/.805%	\$5,012/.022%	\$1,167,976/6.31%
-TC	\$303,019	\$303,019/100%						
C	\$22,736,242	\$19,668,814/86.5%	\$3,067,427/13.4%	\$29,055/.127%	\$1,651,282/7.26%	\$181,079/.796%	\$5,252/.023%	\$1,200,758/5.28%

729-UT SOUTHWESTERN MEDICAL CTR/DALLAS-Commodity Purchasing Unadjusted Goal is 12.6%

FUND TYPE	TOTAL EXPENDITURES	TOTAL SPENT WITH NON-HUBS	TOTAL SPENT WITH **ADJ. HUBS 11.5%	TOTAL SPENT WITH *OTHER HUBS 1.1%	**ADJUSTED HUB GOAL 11.5%			*OTHER HUB GOAL 1.1%	
					BLACK	HISPANIC	WOMAN	ASIAN PACIFIC	NATIVE AMERICAN
T	\$878,525	\$508,863/57.9%	\$258,374/29.4%						
N	\$97,693,497	\$48,062,542/53.3%	\$8,488,706/14.7%	\$111,287/12.8%	\$19,464/2.21%	\$5,333/.607%	\$233,575/26.5%	\$110,735/12.6%	
S				\$1,122,248/1.96%	\$771,272/1.33%	\$2,003,617/3.47%	\$5,723,916/9.82%	\$1,115,396/1.93%	
-TC	\$657,822	\$629,502/95.6%	\$20,886/3.17%	\$7,534/1.14%		\$2,103/.318%	\$18,782/2.85%	\$7,534/1.14%	
C	\$97,914,100	\$47,941,903/52.7%	\$8,738,194/15.0%	\$1,238,001/2.13%	\$790,737/1.36%	\$2,006,747/3.48%	\$5,838,710/10.2%	\$1,218,597/2.10%	

DR = DEBIT (NEGATIVE AMOUNT) * = OTHER HUBS ** = ADJUSTED HUBS *** = DOLLARS REPORTED BUT NOT SHOWN IN THESE COLUMNS. SEE COVER LETTER PARA. 4
T-TREASURY, N-NON-TREASURY, S-SUBCONTRACTOR FUNDS & PROCUREMENT CARD HUB PURCHASES, TC-TERM CONTRACT, C-CONSOLIDATED. SEE PAGE 4 OF HUB REPORT FOR FUND TYPE DESCRIPTION.

730-UNIVERSITY OF HOUSTON-Heavy Construction Unadjusted Goal is 11.9%

FUND TYPE	TOTAL EXPENDITURES	TOTAL SPENT WITH NON-HUBS AMOUNT/%	TOTAL SPENT WITH **ADJ. HUBS 6.6% AMOUNT/%	TOTAL SPENT WITH *OTHER HUBS 5.3% AMOUNT/%	**ADJUSTED HUB GOAL 6.6%				*OTHER HUB GOAL 5.3% WOMAN AMOUNT/%
					ASIAN PACIFIC AMOUNT/%	BLACK AMOUNT/%	HISPANIC AMOUNT/%	NATIVE AMERICAN AMOUNT/%	
T									
N									
S									
TC									
C									

730-UNIVERSITY OF HOUSTON-Building Construction Unadjusted Goal is 26.1%

FUND TYPE	TOTAL EXPENDITURES	TOTAL SPENT WITH NON-HUBS	TOTAL SPENT WITH **ADJ. HUBS 25.1%	TOTAL SPENT WITH *OTHER HUBS 1.0%	**ADJUSTED HUB GOAL 25.1%			*OTHER HUB GOAL 1.0%	
					BLACK	HISPANIC	WOMAN	ASIAN PACIFIC	NATIVE AMERICAN
T	\$300,534	\$359,506/118%	\$58,86808		\$4,693/1.56%	\$41,44408	\$22,17608		
N	\$7,118,309	\$6,528,338/91.7%	\$379,138/5.32%	\$210,832/2.86%	\$42,445/.586%	\$326,248/4.58%	\$10,446/.146%	\$210,832/2.86%	
S									
TC									
C	\$7,418,848	\$6,887,845/92.8%	\$320,170/4.31%	\$210,832/2.84%	\$47,138/.635%	\$284,764/3.83%	\$11,73108	\$210,832/2.84%	

730-UNIVERSITY OF HOUSTON-Special Trade Unadjusted Goal is 57.2%

FUND TYPE	TOTAL EXPENDITURES	TOTAL SPENT WITH NON-HUBS	TOTAL SPENT WITH **ADJ. HUBS 47.0%	TOTAL SPENT WITH *OTHER HUBS 10.2%	**ADJUSTED HUB GOAL 47.0%		*OTHER HUB GOAL 10.2%		
					BLACK	HISPANIC	ASIAN PACIFIC	NATIVE AMERICAN	WOMAN
T	\$11,027,034	\$9,192,272/83.3%	\$1,331,451/12.0%	\$503,310/4.56%		\$1,331,451/12.0%			\$503,310/4.56%
N	\$5,180,041	\$3,622,217/69.7%	\$1,338,929/25.7%	\$228,894/4.41%	\$153,467/2.95%	\$1,185,482/22.8%	\$8,805/.169%		\$220,088/4.24%
S									
TC	\$1,496,114	\$1,138,210/76.0%	\$145,289/9.71%	\$212,604/14.2%	\$145,289/9.71%	\$1,134,610/75.8%	\$8,805/.568%		\$203,799/13.6%
C	\$14,720,962	\$11,676,279/79.3%	\$2,525,081/17.1%	\$519,600/3.52%	\$8,168/.056%	\$1,382,303/9.39%			\$519,600/3.52%

730-UNIVERSITY OF HOUSTON-Professional Services Unadjusted Goal is 20.0%

FUND TYPE	TOTAL EXPENDITURES	TOTAL SPENT WITH NON-HUBS	TOTAL SPENT WITH **ADJ. HUBS 18.1%	TOTAL SPENT WITH *OTHER HUBS 1.9%	**ADJUSTED HUB GOAL 18.1%			*OTHER HUB GOAL 1.9%	
					BLACK	HISPANIC	WOMAN	ASIAN PACIFIC	NATIVE AMERICAN
T	\$229,888	\$229,889/100%							
N	\$843,018	\$297,939/46.3%	\$45,563/7.08%	\$299,515/46.5%	\$12,300/1.91%	\$22,880/3.55%	\$10,383/1.61%	\$298,515/46.5%	
S									
TC	\$263,165		\$2,650/1.00%	\$260,515/98.9%	\$2,650/1.00%			\$260,515/98.9%	
C	\$609,742	\$527,828/86.5%	\$42,913/7.03%	\$39,000/8.39%	\$9,650/1.58%	\$22,880/3.75%	\$10,383/1.70%	\$39,000/8.39%	

730-UNIVERSITY OF HOUSTON-Other Services Unadjusted Goal is 33.0%

FUND TYPE	TOTAL EXPENDITURES	TOTAL SPENT WITH NON-HUBS	TOTAL SPENT WITH **ADJ. HUBS 33.0%	**ADJUSTED HUB GOAL 33.0%				
				ASIAN PACIFIC	BLACK	HISPANIC	NATIVE AMERICAN	WOMAN
T	\$5,069,493	\$4,820,981/95.0%	\$248,511/4.90%					
N	\$9,103,782	\$8,683,024/95.3%	\$420,758/4.62%	\$1,140/.022%	\$28,308/.558%	\$185,829/3.66%		\$33,133/.653%
S				\$97,152/.737%	\$47,501/.521%	\$159,580/1.75%		\$146,524/1.60%
TC	\$490,458	\$490,428/99.8%	\$30/.006%					\$30/.008%
C	\$13,662,817	\$13,013,577/95.1%	\$669,239/4.89%	\$98,293/.498%	\$75,809/.554%	\$345,509/2.52%		\$178,627/1.31%

730-UNIVERSITY OF HOUSTON-Commodity Purchasing Unadjusted Goal is 12.6%

FUND TYPE	TOTAL EXPENDITURES	TOTAL SPENT WITH NON-HUBS	TOTAL SPENT WITH **ADJ. HUBS 11.5%	TOTAL SPENT WITH *OTHER HUBS 1.1%	**ADJUSTED HUB GOAL 11.5%			*OTHER HUB GOAL 1.1%	
					BLACK	HISPANIC	WOMAN	ASIAN PACIFIC	NATIVE AMERICAN
T	\$9,023,018	\$8,136,803/90.1%	\$453,021/5.02%	\$433,193/4.80%					
N	\$13,988,965	\$12,815,161/92.3%	\$770,842/5.51%	\$302,961/2.16%	\$55,986/.620%	\$120,414/1.33%	\$278,620/3.06%	\$431,362/4.78%	\$1,831/.020%
S					\$71,281/.509%	\$35,214/.251%	\$664,346/4.74%	\$302,732/2.16%	\$228/.001%
TC	\$560,895	\$468,815/83.6%	\$67,985/12.1%	\$23,984/4.27%	\$23,924/4.26%	\$22,701/5.83%	\$11,369/2.02%	\$23,213/4.13%	\$771/.137%
C	\$22,451,088	\$20,583,049/91.8%	\$1,155,868/5.14%	\$712,170/3.17%	\$103,343/.460%	\$122,327/.547%	\$829,597/4.14%	\$710,881/3.16%	\$1,289/.005%

DB = DEBIT (NEGATIVE AMOUNT) * = OTHER HUBS ** = ADJUSTED HUBS *** = DOLLARS REPORTED BUT NOT SHOWN IN THESE COLUMNS. SEE COVER LETTER PARA. 4
T=TREASURY, N=NON-TREASURY, S=SUBCONTRACTOR FUNDS & PROCUREMENT CARD HUB PURCHASES, TC=TERM CONTRACT, C=CONSOLIDATED. SEE PAGE 4 OF HUB REPORT FOR FUND TYPE DESCRIPTION.

731-TEXAS WOMAN'S UNIVERSITY-Heavy Construction Unadjusted Goal is 11.9%

FUND TYPE	TOTAL EXPENDITURES	TOTAL SPENT WITH NON-HUBS AMOUNT/%	TOTAL SPENT WITH **ADJ. HUBS 4.8%	TOTAL SPENT WITH *OTHER HUBS 5.3%	**ADJUSTED HUB GOAL 5.6%				*OTHER HUB GOAL 5.3% WOMAN AMOUNT/%
					ASIAN PACIFIC AMOUNT/%	BLACK AMOUNT/%	HISPANIC AMOUNT/%	NATIVE AMERICAN AMOUNT/%	

T
N
S
-TC

C

731-TEXAS WOMAN'S UNIVERSITY-Building Construction Unadjusted Goal is 26.1%

FUND TYPE	TOTAL EXPENDITURES	TOTAL SPENT WITH NON-HUBS	TOTAL SPENT WITH **ADJ. HUBS 25.1%	TOTAL SPENT WITH *OTHER HUBS 1.0%	**ADJUSTED HUB GOAL 25.1%			*OTHER HUB GOAL 1.0%	
					BLACK	HISPANIC	WOMAN	ASIAN PACIFIC	NATIVE AMERICAN

T
N
S
-TC

C

731-TEXAS WOMAN'S UNIVERSITY-Special Trade Unadjusted Goal is 57.2%

FUND TYPE	TOTAL EXPENDITURES	TOTAL SPENT WITH NON-HUBS	TOTAL SPENT WITH **ADJ. HUBS 47.0%	TOTAL SPENT WITH *OTHER HUBS 10.2%	**ADJUSTED HUB GOAL 47.0%		*OTHER HUB GOAL 10.2%		
					BLACK	HISPANIC	ASIAN PACIFIC	NATIVE AMERICAN	WOMAN

T
N
S
-TC

C

731-TEXAS WOMAN'S UNIVERSITY-Professional Services Unadjusted Goal is 20.0%

FUND TYPE	TOTAL EXPENDITURES	TOTAL SPENT WITH NON-HUBS	TOTAL SPENT WITH **ADJ. HUBS 18.1%	TOTAL SPENT WITH *OTHER HUBS 1.9%	**ADJUSTED HUB GOAL 18.1%			*OTHER HUB GOAL 1.9%	
					BLACK	HISPANIC	WOMAN	ASIAN PACIFIC	NATIVE AMERICAN

T
N
S
-TC

C

731-TEXAS WOMAN'S UNIVERSITY-Other Services Unadjusted Goal is 33.0%

FUND TYPE	TOTAL EXPENDITURES	TOTAL SPENT WITH NON-HUBS	TOTAL SPENT WITH **ADJ. HUBS 33.0%	**ADJUSTED HUB GOAL 33.0%				
				ASIAN PACIFIC	BLACK	HISPANIC	NATIVE AMERICAN	WOMAN

T
N
S
-TC

C

731-TEXAS WOMAN'S UNIVERSITY-Commodity Purchasing Unadjusted Goal is 12.6%

FUND TYPE	TOTAL EXPENDITURES	TOTAL SPENT WITH NON-HUBS	TOTAL SPENT WITH **ADJ. HUBS 11.5%	TOTAL SPENT WITH *OTHER HUBS 1.1%	**ADJUSTED HUB GOAL 11.5%			*OTHER HUB GOAL 1.1%	
					BLACK	HISPANIC	WOMAN	ASIAN PACIFIC	NATIVE AMERICAN

T
N
S
-TC

C

DB = DEBIT (NEGATIVE AMOUNT) * = OTHER HUBS ** = ADJUSTED HUBS *** = DOLLARS REPORTED BUT NOT SHOWN IN THESE COLUMNS. SEE COVER LETTER PARA. 4
T-TREASURY, N-NON-TREASURY, S-SUBCONTRACTOR FUNDS & PROCUREMENT CARD HUB PURCHASES, TC-TERM CONTRACT, C-CONSOLIDATED. SEE PAGE 4 OF HUB REPORT FOR FUND TYPE DESCRIPTION.

732-TEXAS A & M UNIVERSITY - KINGSVILLE-Heavy Construction Unadjusted Goal is 11.9%

FUND TYPE	TOTAL EXPENDITURES	TOTAL SPENT WITH NON-HUBS AMOUNT/%	TOTAL SPENT WITH **ADJ HUBS 6.6% AMOUNT/%	TOTAL SPENT WITH *OTHER HUBS 5.3% AMOUNT/%	**ADJUSTED HUB GOAL 6.6%				*OTHER HUB GOAL 5.3% WOMAN AMOUNT/%
					ASIAN PACIFIC AMOUNT/%	BLACK AMOUNT/%	HISPANIC AMOUNT/%	NATIVE AMERICAN AMOUNT/%	
T	\$59,700	\$59,075/98.9%		\$625/1.04%					\$625/1.04%
N									
S									
TC									
C	\$59,700	\$59,075/98.9%		\$625/1.04%					\$625/1.04%

732-TEXAS A & M UNIVERSITY - KINGSVILLE-Building Construction Unadjusted Goal is 26.1%

FUND TYPE	TOTAL EXPENDITURES	TOTAL SPENT WITH NON-HUBS	TOTAL SPENT WITH **ADJ HUBS 25.1% AMOUNT/%	TOTAL SPENT WITH *OTHER HUBS 1.0% AMOUNT/%	**ADJUSTED HUB GOAL 25.1%			*OTHER HUB GOAL 1.0%	
					BLACK	HISPANIC	WOMAN	ASIAN PACIFIC	NATIVE AMERICAN
T	\$916,170	\$903,389/98.6%		\$12,771/1.39%				\$12,771/1.39%	
N	\$642,372	\$571,177/88.9%	\$71,194/11.0%		\$950/.148%		\$70,244/10.9%		
S									
TC									
C	\$1,558,543	\$1,474,577/94.6%	\$71,194/4.56%	\$12,771/.819%	\$950/.061%		\$70,244/4.50%	\$12,771/.819%	

732-TEXAS A & M UNIVERSITY - KINGSVILLE-Special Trade Unadjusted Goal is 57.2%

FUND TYPE	TOTAL EXPENDITURES	TOTAL SPENT WITH NON-HUBS	TOTAL SPENT WITH **ADJ HUBS 47.0% AMOUNT/%	TOTAL SPENT WITH *OTHER HUBS 10.2% AMOUNT/%	**ADJUSTED HUB GOAL 47.0%			*OTHER HUB GOAL 10.2%	
					BLACK	HISPANIC	WOMAN	ASIAN PACIFIC	NATIVE AMERICAN
T	\$1,612,568	\$1,410,202/87.4%	\$45,256/2.80%	\$157,107/9.74%				\$152,700/9.46%	
N	\$1,578,442	\$1,307,457/82.6%	\$28,532/1.80%	\$242,451/15.3%	\$45,256/2.80%	\$4,407/.273%		\$242,451/15.3%	
S					\$28,532/1.80%				
TC	\$510		\$510/100%				\$510/100%		
C	\$3,190,498	\$2,717,660/85.1%	\$73,278/2.29%	\$399,559/12.5%	\$73,278/2.29%	\$4,407/.138%		\$385,151/12.3%	

732-TEXAS A & M UNIVERSITY - KINGSVILLE-Professional Services Unadjusted Goal is 20.0%

FUND TYPE	TOTAL EXPENDITURES	TOTAL SPENT WITH NON-HUBS	TOTAL SPENT WITH **ADJ HUBS 18.1% AMOUNT/%	TOTAL SPENT WITH *OTHER HUBS 1.9% AMOUNT/%	**ADJUSTED HUB GOAL 18.1%			*OTHER HUB GOAL 1.9%	
					BLACK	HISPANIC	WOMAN	ASIAN PACIFIC	NATIVE AMERICAN
T	\$184,048DB	\$117,660	\$17,900	\$319,608DB				\$319,608DB	
N	\$267,853	\$191,305/71.4%	\$78,548/28.5%		\$17,900		\$78,548/28.5%		
S									
TC									
C	\$83,805	\$308,965/368%	\$94,448/112%	\$319,608DB	\$94,448/112%			\$319,608DB	

732-TEXAS A & M UNIVERSITY - KINGSVILLE-Other Services Unadjusted Goal is 33.0%

FUND TYPE	TOTAL EXPENDITURES	TOTAL SPENT WITH NON-HUBS	TOTAL SPENT WITH **ADJ HUBS 33.0% AMOUNT/%	**ADJUSTED HUB GOAL 33.0%				
				ASIAN PACIFIC	BLACK	HISPANIC	NATIVE AMERICAN	WOMAN
T	\$635,060	\$503,843/79.1%	\$31,219/5.83%					\$9,148/1.70%
N	\$1,903,936	\$1,866,741/96.9%	\$57,193/3.00%	\$249/.046%		\$21,818/4.07%		\$21,827/1.13%
S				\$311/.016%		\$38,255/1.85%		
TC	\$70,958	\$70,830/98.9%	\$26/.037%					\$26/.037%
C	\$2,368,039	\$2,279,655/96.2%	\$88,384/3.73%	\$560/.023%		\$57,074/2.41%		\$30,750/1.29%

732-TEXAS A & M UNIVERSITY - KINGSVILLE-Commodity Purchasing Unadjusted Goal is 12.6%

FUND TYPE	TOTAL EXPENDITURES	TOTAL SPENT WITH NON-HUBS	TOTAL SPENT WITH **ADJ HUBS 11.5% AMOUNT/%	TOTAL SPENT WITH *OTHER HUBS 1.1% AMOUNT/%	**ADJUSTED HUB GOAL 11.5%			*OTHER HUB GOAL 1.1%	
					BLACK	HISPANIC	WOMAN	ASIAN PACIFIC	NATIVE AMERICAN
T	\$2,841,492	\$1,965,122/69.1%	\$206,222/7.25%	\$670,147/23.5%				\$670,037/23.5%	\$109/.003%
N	\$3,541,846	\$3,253,557/91.8%	\$113,838/3.21%	\$174,350/4.92%	\$19,397/.882%	\$15,039/.529%	\$171,785/6.04%	\$174,350/4.92%	
S					\$7,143/.201%		\$106,785/3.01%		
TC	\$358,937	\$325,948/90.8%	\$31,920/8.89%	\$1,088/.297%	\$593/.165%	\$237/.066%	\$31,088/8.68%	\$1,088/.297%	
C	\$6,024,400	\$4,892,730/81.2%	\$288,241/4.78%	\$843,428/14.0%	\$18,803/.312%	\$21,845/.364%	\$287,492/4.10%	\$843,319/13.9%	\$109/.001%

DB = DEBIT (NEGATIVE AMOUNT) * = OTHER HUBS ** = ADJUSTED HUBS *** = DOLLARS REPORTED BUT NOT SHOWN IN THESE COLUMNS. SEE COVER LETTER PARA. 4
T-TREASURY, N-NON-TREASURY, S-SUBCONTRACTOR FUNDS & PROCUREMENT CARD-HUB PURCHASES, TC-TERM CONTRACT, C-CONSOLIDATED. SEE PAGE 4 OF HUB REPORT FOR FUND TYPE DESCRIPTION.

733-TEXAS TECH UNIVERSITY-Heavy Construction Unadjusted Goal is 11.8%

FUND TYPE	TOTAL EXPENDITURES	TOTAL SPENT WITH NON-HUBS AMOUNT/%	TOTAL SPENT WITH **ADJ. HUBS 6.6%	TOTAL SPENT WITH *OTHER HUBS 5.3%	**ADJUSTED HUB GOAL 6.6%			*OTHER HUB GOAL 5.3%	
					ASIAN PACIFIC AMOUNT/%	BLACK AMOUNT/%	HISPANIC AMOUNT/%	NATIVE AMERICAN AMOUNT/%	WOMAN AMOUNT/%
T	\$285	\$285/100 %							
N	\$16,218	\$16,218/100 %							
S									
-TC									
C	\$16,504	\$16,504/100 %							

733-TEXAS TECH UNIVERSITY-Building Construction Unadjusted Goal is 26.1%

FUND TYPE	TOTAL EXPENDITURES	TOTAL SPENT WITH NON-HUBS	TOTAL SPENT WITH **ADJ. HUBS 25.1%	TOTAL SPENT WITH *OTHER HUBS 1.0%	**ADJUSTED HUB GOAL 25.1%			*OTHER HUB GOAL 1.0%	
					BLACK	HISPANIC	WOMAN	ASIAN PACIFIC	NATIVE AMERICAN
T									
N	\$38,050,081	\$37,887,329/99.5%	\$148,236/.392%	\$13,515/.035%			\$149,236/.392%		\$13,515/.035%
S	***	***	\$1,894,683/4.97%			\$1,835,000/4.82%	\$58,683/.156%		
-TC									
C	\$38,050,081	\$37,887,329/99.5%	\$2,043,919/5.37%	\$13,515/.035%		\$1,835,000/4.82%	\$208,919/.549%		\$13,515/.035%

733-TEXAS TECH UNIVERSITY-Special Trade Unadjusted Goal is 57.2%

FUND TYPE	TOTAL EXPENDITURES	TOTAL SPENT WITH NON-HUBS	TOTAL SPENT WITH **ADJ. HUBS 47.0%	TOTAL SPENT WITH *OTHER HUBS 10.2%	**ADJUSTED HUB GOAL 47.0%		*OTHER HUB GOAL 10.2%		
					BLACK	HISPANIC	ASIAN PACIFIC	NATIVE AMERICAN	WOMAN
T	\$224,86408	\$288,00208	\$21,272	\$41,785	\$45	\$21,227		\$4,115	\$37,650
N	\$11,122,887	\$10,869,737/97.7%		\$253,160/2.27%			\$158,534/1.42%		\$84,626/.850%
S									\$32,627/100 %
-TC	\$32,627			\$32,627/100 %					
C	\$10,865,305	\$10,581,734/97.3%	\$21,272/.185%	\$262,298/2.41%	\$45/.000%	\$21,227/.185%	\$158,534/1.45%	\$4,115/.037%	\$99,649/.917%

733-TEXAS TECH UNIVERSITY-Professional Services Unadjusted Goal is 20.0%

FUND TYPE	TOTAL EXPENDITURES	TOTAL SPENT WITH NON-HUBS	TOTAL SPENT WITH **ADJ. HUBS 18.1%	TOTAL SPENT WITH *OTHER HUBS 1.8%	**ADJUSTED HUB GOAL 18.1%			*OTHER HUB GOAL 1.8%	
					BLACK	HISPANIC	WOMAN	ASIAN PACIFIC	NATIVE AMERICAN
T	\$1,831	\$1,831/100 %							
N	\$358,172	\$358,172/100 %							
S									
-TC									
C	\$358,003	\$358,003/100 %							

733-TEXAS TECH UNIVERSITY-Other Services Unadjusted Goal is 33.0%

FUND TYPE	TOTAL EXPENDITURES	TOTAL SPENT WITH NON-HUBS	TOTAL SPENT WITH **ADJ. HUBS 33.0%	**ADJUSTED HUB GOAL 33.0%				
				ASIAN PACIFIC	BLACK	HISPANIC	NATIVE AMERICAN	WOMAN
T	\$1,059,088	\$1,033,820/97.6%	\$25,168/2.37%			\$9,805/.825%		\$15,363/1.45%
N	\$13,719,450	\$12,939,247/94.3%	\$780,202/5.68%	\$1,284/.009%	\$282/.002%	\$63,056/.459%	\$88,948/.648%	\$626,830/4.58%
S								
-TC	\$179,811	\$179,811/100 %						
C	\$14,598,727	\$13,793,358/94.4%	\$805,379/5.51%	\$1,284/.008%	\$282/.001%	\$72,861/.498%	\$88,948/.609%	\$641,893/4.59%

733-TEXAS TECH UNIVERSITY-Commodity Purchasing Unadjusted Goal is 12.6%

FUND TYPE	TOTAL EXPENDITURES	TOTAL SPENT WITH NON-HUBS	TOTAL SPENT WITH **ADJ. HUBS 11.5%	TOTAL SPENT WITH *OTHER HUBS 1.1%	**ADJUSTED HUB GOAL 11.5%			*OTHER HUB GOAL 1.1%	
					BLACK	HISPANIC	WOMAN	ASIAN PACIFIC	NATIVE AMERICAN
T	\$4,945,527	\$4,053,814/81.9%	\$508,798/10.2%	\$382,914/7.74%	\$18,558/.316%	\$47,918/.968%	\$445,221/9.00%	\$374,564/7.87%	\$8,349/.168%
N	\$26,710,876	\$25,121,899/94.0%	\$1,285,835/4.81%	\$303,141/1.13%	\$70,007/.262%	\$127,344/.476%	\$1,088,483/4.07%	\$287,033/1.07%	\$16,108/.960%
S	***	***	\$33,281/1.05%				\$33,281/1.05%		
-TC	\$874,552	\$829,643/94.8%	\$40,063/4.58%	\$4,845/.554%		\$2,498/.285%	\$37,585/4.29%	\$4,845/.554%	
C	\$30,781,852	\$28,346,070/92.0%	\$1,787,851/5.80%	\$681,211/2.21%	\$85,665/.278%	\$172,765/.561%	\$1,529,420/4.98%	\$658,752/2.13%	\$24,458/.078%

DB = DEBIT (NEGATIVE AMOUNT) * = OTHER HUBS ** = ADJUSTED HUBS *** = DOLLARS REPORTED BUT NOT SHOWN IN THESE COLUMNS. SEE COVER LETTER PARA. 4
T=TREASURY, N=NON-TREASURY, S=SUBCONTRACTOR FUNDS & PROCUREMENT CARD HUB PURCHASES, TC=TERM CONTRACT, C=CONSOLIDATED. SEE PAGE 4 OF HUB REPORT FOR FUND TYPE DESCRIPTION.

734-LAMAR UNIVERSITY - BEAUMONT-Meavy Construction Unadjusted Goal is 11.8%

FUND TYPE	TOTAL EXPENDITURES	TOTAL SPENT WITH NON-HUBS AMOUNT/%	TOTAL SPENT WITH **ADJ. HUBS 6.6% AMOUNT/%	TOTAL SPENT WITH *OTHER HUBS 5.3% AMOUNT/%	**ADJUSTED HUB GOAL 6.6%				*OTHER HUB GOAL 5.3% WOMAN AMOUNT/%
					ASIAN PACIFIC AMOUNT/%	BLACK AMOUNT/%	HISPANIC AMOUNT/%	NATIVE AMERICAN AMOUNT/%	

T
N
S
-TC
C

734-LAMAR UNIVERSITY - BEAUMONT-Building Construction Unadjusted Goal is 26.1%

FUND TYPE	TOTAL EXPENDITURES	TOTAL SPENT WITH NON-HUBS	TOTAL SPENT WITH **ADJ. HUBS 25.1%	TOTAL SPENT WITH *OTHER HUBS 1.0%	**ADJUSTED HUB GOAL 25.1%			*OTHER HUB GOAL 1.0%	
					BLACK	HISPANIC	WOMAN	ASIAN PACIFIC	NATIVE AMERICAN

T
N
S
-TC
C

734-LAMAR UNIVERSITY - BEAUMONT-Special Trade Unadjusted Goal is 57.2%

FUND TYPE	TOTAL EXPENDITURES	TOTAL SPENT WITH NON-HUBS	TOTAL SPENT WITH **ADJ. HUBS 47.0%	TOTAL SPENT WITH *OTHER HUBS 10.2%	**ADJUSTED HUB GOAL 47.0%		*OTHER HUB GOAL 10.2%		
					BLACK	HISPANIC	ASIAN PACIFIC	NATIVE AMERICAN	WOMAN

T
N
S
-TC
C

734-LAMAR UNIVERSITY - BEAUMONT-Professional Services Unadjusted Goal is 20.0%

FUND TYPE	TOTAL EXPENDITURES	TOTAL SPENT WITH NON-HUBS	TOTAL SPENT WITH **ADJ. HUBS 16.1%	TOTAL SPENT WITH *OTHER HUBS 1.6%	**ADJUSTED HUB GOAL 16.1%			*OTHER HUB GOAL 1.9%	
					BLACK	HISPANIC	WOMAN	ASIAN PACIFIC	NATIVE AMERICAN

T
N
S
-TC
C

734-LAMAR UNIVERSITY - BEAUMONT-Other Services Unadjusted Goal is 33.0%

FUND TYPE	TOTAL EXPENDITURES	TOTAL SPENT WITH NON-HUBS	TOTAL SPENT WITH **ADJ. HUBS 33.0%	**ADJUSTED HUB GOAL 33.0%				
				ASIAN PACIFIC	BLACK	HISPANIC	NATIVE AMERICAN	WOMAN

T
N
S
-TC
C

734-LAMAR UNIVERSITY - BEAUMONT-Commodity Purchasing Unadjusted Goal is 12.6%

FUND TYPE	TOTAL EXPENDITURES	TOTAL SPENT WITH NON-HUBS	TOTAL SPENT WITH **ADJ. HUBS 11.5%	TOTAL SPENT WITH *OTHER HUBS 1.1%	**ADJUSTED HUB GOAL 11.5%			*OTHER HUB GOAL 1.1%	
					BLACK	HISPANIC	WOMAN	ASIAN PACIFIC	NATIVE AMERICAN

DB = DEBIT (NEGATIVE AMOUNT) * = OTHER HUBS ** = ADJUSTED HUBS *** = DOLLARS REPORTED BUT NOT SHOWN IN THESE COLUMNS. SEE COVER LETTER PARA. 4
T=TREASURY, N=NON-TREASURY, S=SUBCONTRACTOR FUNDS & PROCUREMENT CARD HUB PURCHASES, TC=TERM CONTRACT, C=CONSOLIDATED. SEE PAGE 4 OF HUB REPORT FOR FUND TYPE DESCRIPTION.

735-MIDWESTERN STATE UNIVERSITY-Heavy Construction Unadjusted Goal is 11.9%

FUND TYPE	TOTAL EXPENDITURES	TOTAL SPENT WITH NON-HUBS AMOUNT/%	TOTAL SPENT WITH **ADJ. HUBS 5.5% AMOUNT/%	TOTAL SPENT WITH *OTHER HUBS 5.3% AMOUNT/%	ASIAN PACIFIC AMOUNT/%	**ADJUSTED HUB GOAL 6.6% BLACK AMOUNT/%	HISPANIC AMOUNT/%	NATIVE AMERICAN AMOUNT/%	*OTHER HUB GOAL 5.3% WOMAN AMOUNT/%
T	\$3,866	\$3,866/100 %							
N									
S									
TC									
C	\$3,866	\$3,866/100 %							

735-MIDWESTERN STATE UNIVERSITY-Building Construction Unadjusted Goal is 26.1%

FUND TYPE	TOTAL EXPENDITURES	TOTAL SPENT WITH NON-HUBS	TOTAL SPENT WITH **ADJ. HUBS 25.1%	TOTAL SPENT WITH *OTHER HUBS 1.0%	BLACK	**ADJUSTED HUB GOAL 25.1% HISPANIC	WOMAN	*OTHER HUB GOAL 1.0% ASIAN PACIFIC	NATIVE AMERICAN
T									
N									
S									
TC									
C									

735-MIDWESTERN STATE UNIVERSITY-Special Trade Unadjusted Goal is 57.2%

FUND TYPE	TOTAL EXPENDITURES	TOTAL SPENT WITH NON-HUBS	TOTAL SPENT WITH **ADJ. HUBS 47.0%	TOTAL SPENT WITH *OTHER HUBS 10.2%	BLACK	**ADJUSTED HUB GOAL 47.0% HISPANIC	ASIAN PACIFIC	NATIVE AMERICAN	WOMAN
T	\$156,233	\$156,233/100 %							
N									
S									
TC									
C	\$156,233	\$156,233/100 %							

735-MIDWESTERN STATE UNIVERSITY-Professional Services Unadjusted Goal is 20.0%

FUND TYPE	TOTAL EXPENDITURES	TOTAL SPENT WITH NON-HUBS	TOTAL SPENT WITH **ADJ. HUBS 18.1%	TOTAL SPENT WITH *OTHER HUBS 1.9%	BLACK	**ADJUSTED HUB GOAL 18.1% HISPANIC	WOMAN	*OTHER HUB GOAL 1.9% ASIAN PACIFIC	NATIVE AMERICAN
T	\$52,448	\$52,448/100 %							
N									
S									
TC									
C	\$52,448	\$52,448/100 %							

735-MIDWESTERN STATE UNIVERSITY-Other Services Unadjusted Goal is 33.0%

FUND TYPE	TOTAL EXPENDITURES	TOTAL SPENT WITH NON-HUBS	TOTAL SPENT WITH **ADJ. HUBS 33.0%	ASIAN PACIFIC	BLACK	**ADJUSTED HUB GOAL 33.0% HISPANIC	NATIVE AMERICAN	WOMAN
T	\$433,726	\$433,203/99.8 %	\$525/.121%					\$525/.121%
N	\$115,606	\$115,606/100 %						
S								
TC	\$63,475	\$63,475/100 %						
C	\$485,858	\$485,333/99.8 %	\$525/.108%					\$525/.108%

735-MIDWESTERN STATE UNIVERSITY-Commodity Purchasing Unadjusted Goal is 12.6%

FUND TYPE	TOTAL EXPENDITURES	TOTAL SPENT WITH NON-HUBS	TOTAL SPENT WITH **ADJ. HUBS 11.5%	TOTAL SPENT WITH *OTHER HUBS 1.1%	BLACK	**ADJUSTED HUB GOAL 11.5% HISPANIC	WOMAN	*OTHER HUB GOAL 1.1% ASIAN PACIFIC	NATIVE AMERICAN
T	\$1,771,098	\$1,621,772/91.5 %	\$110,091/6.21%	\$39,234/2.21%	\$14,817/.836%	\$5,001/.282%	\$90,272/5.09%	\$38,234/2.21%	
N	\$506,271	\$503,312/99.4 %	\$2,959/.584%			\$2,959/.584%			
S									
TC	\$45,912	\$45,468/98.0 %	\$446/.972%			\$104/.226%	\$342/.745%		
C	\$2,231,457	\$2,078,617/93.1 %	\$112,605/5.04%	\$39,234/1.75%	\$14,817/.664%	\$7,657/.352%	\$89,930/4.03%	\$38,234/1.75%	

DB = DEBIT (NEGATIVE AMOUNT) * = OTHER HUBS ** = ADJUSTED HUBS *** = DOLLARS REPORTED BUT NOT SHOWN IN THESE COLUMNS. SEE COVER LETTER PARA. 4
T-TREASURY, N-NON-TREASURY, S-SUBCONTRACTOR FUNDS & PROCUREMENT CARD HUB PURCHASES, TC-TERM CONTRACT, C-CONSOLIDATED. SEE PAGE 4 OF HUB REPORT FOR FUND TYPE DESCRIPTION.

FUND TYPE	TOTAL EXPENDITURES	TOTAL SPENT WITH NON-HUBS AMOUNT/%	TOTAL SPENT WITH **ADJ. HUBS 6.6% AMOUNT/%	TOTAL SPENT WITH *OTHER HUBS 5.3% AMOUNT/%	736-UNIVERSITY OF TEXAS - PAN AMERICAN-Heavy Construction Unadjusted Goal is 11.9% **ADJUSTED HUB GOAL 6.6%				*OTHER HUB GOAL 5.3% WOMAN AMOUNT/%
					ASIAN PACIFIC AMOUNT/%	BLACK AMOUNT/%	HISPANIC AMOUNT/%	NATIVE AMERICAN AMOUNT/%	

T
N
S
-TC
C

FUND TYPE	TOTAL EXPENDITURES	TOTAL SPENT WITH NON-HUBS AMOUNT/%	TOTAL SPENT WITH **ADJ. HUBS 25.1% AMOUNT/%	TOTAL SPENT WITH *OTHER HUBS 1.0% AMOUNT/%	738-UNIVERSITY OF TEXAS - PAN AMERICAN-Building Construction Unadjusted Goal is 26.1% **ADJUSTED HUB GOAL 25.1%			*OTHER HUB GOAL 1.0%	
					BLACK	HISPANIC	WOMAN	ASIAN PACIFIC	NATIVE AMERICAN

T
N
S
-TC
C

FUND TYPE	TOTAL EXPENDITURES	TOTAL SPENT WITH NON-HUBS AMOUNT/%	TOTAL SPENT WITH **ADJ. HUBS 47.0% AMOUNT/%	TOTAL SPENT WITH *OTHER HUBS 10.2% AMOUNT/%	736-UNIVERSITY OF TEXAS - PAN AMERICAN-Special Trade Unadjusted Goal is 57.2% **ADJUSTED HUB GOAL 47.0%		*OTHER HUB GOAL 10.2%		
					BLACK	HISPANIC	ASIAN PACIFIC	NATIVE AMERICAN	WOMAN

T
N
S
-TC
C

FUND TYPE	TOTAL EXPENDITURES	TOTAL SPENT WITH NON-HUBS AMOUNT/%	TOTAL SPENT WITH **ADJ. HUBS 10.1% AMOUNT/%	TOTAL SPENT WITH *OTHER HUBS 1.9% AMOUNT/%	736-UNIVERSITY OF TEXAS - PAN AMERICAN-Professional Services Unadjusted Goal is 20.0% **ADJUSTED HUB GOAL 10.1%			*OTHER HUB GOAL 1.9%	
					BLACK	HISPANIC	WOMAN	ASIAN PACIFIC	NATIVE AMERICAN

T
N
S
-TC
C

FUND TYPE	TOTAL EXPENDITURES	TOTAL SPENT WITH NON-HUBS AMOUNT/%	TOTAL SPENT WITH **ADJ. HUBS 33.0% AMOUNT/%	TOTAL SPENT WITH *OTHER HUBS 1.9% AMOUNT/%	736-UNIVERSITY OF TEXAS - PAN AMERICAN-Other Services Unadjusted Goal is 33.0% **ADJUSTED HUB GOAL 33.0%				
					ASIAN PACIFIC	BLACK	HISPANIC	NATIVE AMERICAN	WOMAN

T
N
S
-TC
C

FUND TYPE	TOTAL EXPENDITURES	TOTAL SPENT WITH NON-HUBS AMOUNT/%	TOTAL SPENT WITH **ADJ. HUBS 11.5% AMOUNT/%	TOTAL SPENT WITH *OTHER HUBS 1.1% AMOUNT/%	736-UNIVERSITY OF TEXAS - PAN AMERICAN-Commodity Purchasing Unadjusted Goal is 12.6% **ADJUSTED HUB GOAL 11.5%			*OTHER HUB GOAL 1.1%	
					BLACK	HISPANIC	WOMAN	ASIAN PACIFIC	NATIVE AMERICAN

T
N
S
-TC
C

DB = DEBIT (NEGATIVE AMOUNT) * = OTHER HUBS ** = ADJUSTED HUBS *** = DOLLARS REPORTED BUT NOT SHOWN IN THESE COLUMNS. SEE COVER LETTER PARA. 4
T-TREASURY, N-NON-TREASURY, S-SUBCONTRACTOR FUNDS & PROCUREMENT CARD HUB PURCHASES, TC-TERM CONTRACT, C-CONSOLIDATED. SEE PAGE 4 OF HUB REPORT FOR FUND TYPE DESCRIPTION.

737-ANGELO STATE UNIVERSITY-Heavy Construction Unadjusted Goal is 11.9%

FUND TYPE	TOTAL EXPENDITURES	TOTAL SPENT WITH NON-HUBS AMOUNT/%	TOTAL SPENT WITH **ADJ. HUBS 6.6%	TOTAL SPENT WITH *OTHER HUBS 5.3%	**ADJUSTED HUB GOAL 6.6%			*OTHER HUB GOAL 5.3%	
					ASIAN PACIFIC AMOUNT/%	BLACK AMOUNT/%	HISPANIC AMOUNT/%	NATIVE AMERICAN AMOUNT/%	WOMAN AMOUNT/%
T	\$20,400	\$20,400/100 %							
N									
S									
TC									
C	\$20,400	\$20,400/100 %							

737-ANGELO STATE UNIVERSITY-Building Construction Unadjusted Goal is 25.1%

FUND TYPE	TOTAL EXPENDITURES	TOTAL SPENT WITH NON-HUBS	TOTAL SPENT WITH **ADJ. HUBS 25.1%	TOTAL SPENT WITH *OTHER HUBS 1.0%	**ADJUSTED HUB GOAL 25.1%			*OTHER HUB GOAL 1.0%	
					BLACK	HISPANIC	WOMAN	ASIAN PACIFIC	NATIVE AMERICAN
T	\$1,055,670	\$1,034,483/97.9%	\$21,187/2.00%		\$18,000/1.70%		\$3,187/.301%		
N	\$6,776,186	\$6,776,186/100 %					\$486,345/6.20%		
S	***	***	\$486,345/6.20%						
TC									
C	\$7,831,856	\$7,810,689/99.7%	\$507,532/6.48%		\$18,000/.224%		\$489,532/6.25%		

737-ANGELO STATE UNIVERSITY-Special Trade Unadjusted Goal is 57.2%

FUND TYPE	TOTAL EXPENDITURES	TOTAL SPENT WITH NON-HUBS	TOTAL SPENT WITH **ADJ. HUBS 47.4%	TOTAL SPENT WITH *OTHER HUBS 10.2%	**ADJUSTED HUB GOAL 47.0%			*OTHER HUB GOAL 10.2%		
					BLACK	HISPANIC	WOMAN	ASIAN PACIFIC	NATIVE AMERICAN	WOMAN
T	\$510,259	\$406,647/79.8%	\$18,599/3.64%	\$85,012/16.6%		\$18,599/3.64%			\$85,012/16.6%	
N	\$867,891	\$807,425/83.0%	\$50,466/5.81%	\$9,988/1.14%	\$681/.101%		\$49,615/5.71%		\$9,988/1.14%	
S										
TC	\$53,822	\$48,198/89.5%	\$5,624/10.4%				\$53,822/100 %			
C	\$1,324,328	\$1,185,875/88.0%	\$63,471/4.79%	\$94,981/7.17%	\$681/.066%		\$14,392/1.03%		\$94,981/7.17%	

737-ANGELO STATE UNIVERSITY-Professional Services Unadjusted Goal is 20.0%

FUND TYPE	TOTAL EXPENDITURES	TOTAL SPENT WITH NON-HUBS	TOTAL SPENT WITH **ADJ. HUBS 18.1%	TOTAL SPENT WITH *OTHER HUBS 1.9%	**ADJUSTED HUB GOAL 18.1%			*OTHER HUB GOAL 1.9%	
					BLACK	HISPANIC	WOMAN	ASIAN PACIFIC	NATIVE AMERICAN
T	\$130,284	\$39,023/29.9%	\$91,261/70.0%				\$91,261/70.0%		
N	\$1,117,491	\$552,853/49.4%	\$563,031/50.3%	\$1,766/.158%		\$563,500/49.6%		\$9,531/.853%	\$1,766/.158%
S									
TC									
C	\$1,247,736	\$591,676/47.4%	\$654,283/52.4%	\$1,766/.141%		\$563,500/44.3%	\$100,793/8.07%		\$1,766/.141%

737-ANGELO STATE UNIVERSITY-Other Services Unadjusted Goal is 33.0%

FUND TYPE	TOTAL EXPENDITURES	TOTAL SPENT WITH NON-HUBS	TOTAL SPENT WITH **ADJ. HUBS 33.0%	**ADJUSTED HUB GOAL 33.0%					
				ASIAN PACIFIC	BLACK	HISPANIC	NATIVE AMERICAN	WOMAN	
T	\$1,061,727	\$759,363/71.5%	\$302,363/28.4%		\$643/.060%		\$6,719/.632%		\$285,001/27.7%
N	\$2,839,720	\$2,508,764/88.2%	\$332,956/11.7%		\$7,840/.276%		\$44,368/1.56%	\$16,678/.587%	\$264,068/8.29%
S									
TC	\$74,407	\$74,407/100 %							
C	\$3,827,040	\$3,191,720/83.3%	\$635,319/16.6%		\$8,483/.221%		\$51,068/1.33%	\$16,678/.435%	\$559,068/14.6%

737-ANGELO STATE UNIVERSITY-Commodity Purchasing Unadjusted Goal is 12.6%

FUND TYPE	TOTAL EXPENDITURES	TOTAL SPENT WITH NON-HUBS	TOTAL SPENT WITH **ADJ. HUBS 11.5%	TOTAL SPENT WITH *OTHER HUBS 1.1%	**ADJUSTED HUB GOAL 11.5%			*OTHER HUB GOAL 1.1%	
					BLACK	HISPANIC	WOMAN	ASIAN PACIFIC	NATIVE AMERICAN
T	\$2,459,828	\$1,761,786/72.4%	\$698,042/28.3%		\$2,679/.108%	\$169,647/6.88%	\$352,948/14.3%		\$152,666/6.20%
N	\$3,097,290	\$2,761,376/89.1%	\$293,810/9.48%	\$42,103/1.35%	\$4,475/.144%	\$82,384/2.65%	\$208,949/6.68%	\$38,745/1.25%	\$3,358/.105%
S									
TC	\$576,375	\$562,398/97.5%	\$13,977/2.43%				\$8,042/1.39%		\$5,935/1.02%
C	\$4,980,543	\$3,980,785/79.9%	\$910,943/16.2%	\$188,834/3.79%	\$7,155/.143%	\$261,931/5.05%	\$551,866/11.0%	\$185,476/3.72%	\$3,358/.067%

DB = DEBIT (NEGATIVE AMOUNT) * = OTHER HUBS ** = ADJUSTED HUBS *** = DOLLARS REPORTED BUT NOT SHOWN IN THESE COLUMNS. SEE COVER LETTER PARA. 4
T: TREASURY, N: NON-TREASURY, S: SUBCONTRACTOR FUNDS & PROCUREMENT CARD HUB PURCHASES, TC: TERM CONTRACT, C: CONSOLIDATED. SEE PAGE 4 OF HUB REPORT FOR FUND TYPE DESCRIPTION.

738-UNIVERSITY OF TEXAS AT DALLAS-Heavy Construction Unadjusted Goal is 11.9%

FUND TYPE	TOTAL EXPENDITURES	TOTAL SPENT WITH NON-HUBS AMOUNT/%	TOTAL SPENT WITH **ADJ. HUBS 6.6% AMOUNT/%	TOTAL SPENT WITH *OTHER HUBS 5.3% AMOUNT/%	**ADJUSTED HUB GOAL 6.6%				*OTHER HUB GOAL 5.3%	
					ASIAN PACIFIC AMOUNT/%	BLACK AMOUNT/%	HISPANIC AMOUNT/%	NATIVE AMERICAN AMOUNT/%	WOMAN AMOUNT/%	

T
N
S
-TC
C

738-UNIVERSITY OF TEXAS AT DALLAS-Building Construction Unadjusted Goal is 26.1%

FUND TYPE	TOTAL EXPENDITURES	TOTAL SPENT WITH NON-HUBS	TOTAL SPENT WITH **ADJ. HUBS 25.1% AMOUNT/%	TOTAL SPENT WITH *OTHER HUBS 1.0% AMOUNT/%	**ADJUSTED HUB GOAL 25.1%			*OTHER HUB GOAL 1.0%	
					BLACK	HISPANIC	WOMAN	ASIAN PACIFIC	NATIVE AMERICAN

T
N
S
-TC
C

738-UNIVERSITY OF TEXAS AT DALLAS-Special Trade Unadjusted Goal is 57.2%

FUND TYPE	TOTAL EXPENDITURES	TOTAL SPENT WITH NON-HUBS	TOTAL SPENT WITH **ADJ. HUBS 47.0% AMOUNT/%	TOTAL SPENT WITH *OTHER HUBS 10.2% AMOUNT/%	**ADJUSTED HUB GOAL 47.0%			*OTHER HUB GOAL 10.2%	
					BLACK	HISPANIC	WOMAN	ASIAN PACIFIC	NATIVE AMERICAN

T
N
S
-TC
C

738-UNIVERSITY OF TEXAS AT DALLAS-Professional Services Unadjusted Goal is 20.0%

FUND TYPE	TOTAL EXPENDITURES	TOTAL SPENT WITH NON-HUBS	TOTAL SPENT WITH **ADJ. HUBS 19.1% AMOUNT/%	TOTAL SPENT WITH *OTHER HUBS 1.9% AMOUNT/%	**ADJUSTED HUB GOAL 18.1%			*OTHER HUB GOAL 1.9%	
					BLACK	HISPANIC	WOMAN	ASIAN PACIFIC	NATIVE AMERICAN

T
N
S
-TC
C

738-UNIVERSITY OF TEXAS AT DALLAS-Other Services Unadjusted Goal is 33.0%

FUND TYPE	TOTAL EXPENDITURES	TOTAL SPENT WITH NON-HUBS	TOTAL SPENT WITH **ADJ. HUBS 33.0% AMOUNT/%	**ADJUSTED HUB GOAL 33.0%				
				ASIAN PACIFIC	BLACK	HISPANIC	NATIVE AMERICAN	WOMAN

T
N
S
-TC
C

738-UNIVERSITY OF TEXAS AT DALLAS-Commodity Purchasing Unadjusted Goal is 12.6%

FUND TYPE	TOTAL EXPENDITURES	TOTAL SPENT WITH NON-HUBS	TOTAL SPENT WITH **ADJ. HUBS 11.5% AMOUNT/%	TOTAL SPENT WITH *OTHER HUBS 1.1% AMOUNT/%	**ADJUSTED HUB GOAL 11.5%			*OTHER HUB GOAL 1.1%	
					BLACK	HISPANIC	WOMAN	ASIAN PACIFIC	NATIVE AMERICAN

T
N
S
-TC
C

DB = DEBIT (NEGATIVE AMOUNT) * = OTHER HUBS ** = ADJUSTED HUBS *** = DOLLARS REPORTED BUT NOT SHOWN IN THESE COLUMNS. SEE COVER LETTER PARA. 4
 T=TREASURY, N=NON-TREASURY, S=SUBCONTRACTOR FUNDS & PROCUREMENT CARD HUB PURCHASES, TC=TERM CONTRACT, C=CONSOLIDATED. SEE PAGE 4 OF HUB REPORT FOR FUND TYPE DESCRIPTION.

739-TX TECH UNIV HEALTH SCIENCES CENTER-Heavy Construction Unadjusted Goal is 11.9%									
FUND TYPE	TOTAL EXPENDITURES	TOTAL SPENT WITH NON-HUBS AMOUNT/%	TOTAL SPENT WITH **ADJ. HUBS 6.6% AMOUNT/%	TOTAL SPENT WITH *OTHER HUBS 5.3% AMOUNT/%	ASIAN PACIFIC AMOUNT/%	BLACK AMOUNT/%	HISPANIC AMOUNT/%	NATIVE AMERICAN AMOUNT/%	*OTHER HUB GOAL 5.3% WOMAN AMOUNT/%
T	\$956	\$956/100 %							
N									
S									
-TC									
C	\$956	\$956/100 %							

739-TX TECH UNIV HEALTH SCIENCES CENTER-Building Construction Unadjusted Goal is 25.1%									
FUND TYPE	TOTAL EXPENDITURES	TOTAL SPENT WITH NON-HUBS	TOTAL SPENT WITH **ADJ. HUBS 25.1%	TOTAL SPENT WITH *OTHER HUBS 1.0%	BLACK	HISPANIC	WOMAN	ASIAN PACIFIC	*OTHER HUB GOAL 1.0% NATIVE AMERICAN
T	\$42,539	\$42,538/100 %							
N	\$92,995	\$89,825/98.5%	\$3,170/3.40%				\$3,170/3.40%		
S									
-TC									
C	\$136,534	\$132,364/97.8%	\$3,170/2.33%				\$3,170/2.33%		

739-TX TECH UNIV HEALTH SCIENCES CENTER-Special Trade Unadjusted Goal is 57.2%									
FUND TYPE	TOTAL EXPENDITURES	TOTAL SPENT WITH NON-HUBS	TOTAL SPENT WITH **ADJ. HUBS 47.0%	TOTAL SPENT WITH *OTHER HUBS 10.2%	BLACK	HISPANIC	ASIAN PACIFIC	NATIVE AMERICAN	WOMAN
T	\$2,492,262	\$2,026,659/81.3%	\$414,628/16.6%	\$51,075/2.04%		\$414,628/16.6%			\$51,075/2.04%
N	\$7,252,302	\$4,757,793/65.6%	\$2,484,355/34.2%	\$10,153/.140%		\$2,484,355/34.2%		\$111/.001%	\$10,042/.138%
S	***	***		\$885/.014%					\$985/.014%
-TC									
C	\$9,744,564	\$6,784,452/69.6%	\$2,898,883/29.7%	\$62,223/.638%		\$2,898,883/29.7%		\$111/.001%	\$62,112/.637%

739-TX TECH UNIV HEALTH SCIENCES CENTER-Professional Services Unadjusted Goal is 20.0%									
FUND TYPE	TOTAL EXPENDITURES	TOTAL SPENT WITH NON-HUBS	TOTAL SPENT WITH **ADJ. HUBS 18.1%	TOTAL SPENT WITH *OTHER HUBS 1.8%	BLACK	HISPANIC	WOMAN	ASIAN PACIFIC	*OTHER HUB GOAL 1.8% NATIVE AMERICAN
T	\$195,225	\$194,815/99.7%	\$410/.210%				\$410/.210%		
N	\$12,212,584	\$12,212,564/100.0%							
S									
-TC									
C	\$12,407,790	\$12,407,380/99.9%	\$410/.003%				\$410/.003%		

739-TX TECH UNIV HEALTH SCIENCES CENTER-Other Services Unadjusted Goal is 33.0%									
FUND TYPE	TOTAL EXPENDITURES	TOTAL SPENT WITH NON-HUBS	TOTAL SPENT WITH **ADJ. HUBS 33.0%	ASIAN PACIFIC	BLACK	HISPANIC	NATIVE AMERICAN	WOMAN	
T	\$790,378	\$784,703/99.7%	\$1,675/.212%					\$57008	
N	\$7,277,723	\$6,867,037/94.3%	\$410,686/5.64%	\$4,202/.057%	\$15,423/.211%	\$91,298/1.25%		\$298,761/4.11%	
S									
-TC	\$142,326	\$142,326/100 %							
C	\$7,925,775	\$7,613,414/94.7%	\$412,361/5.20%	\$4,252/.053%	\$15,423/.194%	\$93,484/1.17%		\$299,190/3.77%	

739-TX TECH UNIV HEALTH SCIENCES CENTER-Commodity Purchasing Unadjusted Goal is 12.6%									
FUND TYPE	TOTAL EXPENDITURES	TOTAL SPENT WITH NON-HUBS	TOTAL SPENT WITH **ADJ. HUBS 11.5%	TOTAL SPENT WITH *OTHER HUBS 1.1%	BLACK	HISPANIC	WOMAN	ASIAN PACIFIC	*OTHER HUB GOAL 1.1% NATIVE AMERICAN
T	\$3,557,518	\$3,070,415/86.3%	\$345,114/9.70%	\$141,989/3.99%	\$3,387/.095%	\$49,114/1.38%	\$292,612/8.22%		\$141,889/3.99%
N	\$11,397,086	\$10,522,285/92.3%	\$829,774/7.28%	\$45,005/.394%	\$33,885/.298%	\$40,070/.351%	\$759,717/6.63%		\$44,282/.388%
S	***	***	\$133,918/94.8%	\$5,806/4.11%			\$133,918/94.9%		\$5,806/4.11%
-TC	\$26,352	\$26,352/100 %							
C	\$14,928,232	\$13,565,348/90.8%	\$1,308,807/8.76%	\$192,801/1.29%	\$37,374/.250%	\$89,185/.597%	\$1,182,247/7.91%		\$192,058/1.28%

DB = DEBIT (NEGATIVE AMOUNT) * = OTHER HUBS ** = ADJUSTED HUBS *** = DOLLARS REPORTED BUT NOT SHOWN IN THESE COLUMNS. SEE COVER LETTER PARA. 4
T-TREASURY, N-NON-TREASURY, S-SUBCONTRACTOR FUNDS & PROCUREMENT CARD HUB PURCHASES, TC-TERM CONTRACT, C-CONSOLIDATED. SEE PAGE 4 OF HUB REPORT FOR FUND TYPE DESCRIPTION.

742-UNIV OF TEX OF THE PERMIAN BASIN-Heavy Construction Unadjusted Goal is 11.9%

FUND TYPE	TOTAL EXPENDITURES	TOTAL SPENT WITH NON-HUBS AMOUNT/%	TOTAL SPENT WITH **ADJ. HUBS 6.6% AMOUNT/%	TOTAL SPENT WITH *OTHER HUBS 5.3% AMOUNT/%	**ADJUSTED HUB GOAL 6.6%				*OTHER HUB GOAL 5.3% WOMAN AMOUNT/%
					ASIAN PACIFIC AMOUNT/%	BLACK AMOUNT/%	HISPANIC AMOUNT/%	NATIVE AMERICAN AMOUNT/%	
T									
N	\$520	\$520/100 %							
S									
-TC									
C	\$520	\$520/100 %							

742-UNIV OF TEX OF THE PERMIAN BASIN-Building Construction Unadjusted Goal is 26.1%

FUND TYPE	TOTAL EXPENDITURES	TOTAL SPENT WITH NON-HUBS	TOTAL SPENT WITH **ADJ. HUBS 25.1% AMOUNT/%	TOTAL SPENT WITH *OTHER HUBS 1.9% AMOUNT/%	**ADJUSTED HUB GOAL 25.1%			*OTHER HUB GOAL 1.9%	
					BLACK	HISPANIC	WOMAN	ASIAN PACIFIC	NATIVE AMERICAN
T									
N	\$287	\$287/100 %							
S									
-TC									
C	\$287	\$287/100 %							

742-UNIV OF TEX OF THE PERMIAN BASIN-Special Trade Unadjusted Goal is 57.2%

FUND TYPE	TOTAL EXPENDITURES	TOTAL SPENT WITH NON-HUBS	TOTAL SPENT WITH **ADJ. HUBS 47.0% AMOUNT/%	TOTAL SPENT WITH *OTHER HUBS 10.2% AMOUNT/%	**ADJUSTED HUB GOAL 47.0%		*OTHER HUB GOAL 10.2%		
					BLACK	HISPANIC	ASIAN PACIFIC	NATIVE AMERICAN	WOMAN
T	\$9,046	\$9,046/100 %							
N	\$599,808	\$586,183/97.7%	\$13,725/2.26%		\$13,725/2.26%				
S	***	***	\$254,271/84.5%		\$149,601/38.0%	\$104,670/26.5%			
-TC									
C	\$608,954	\$595,229/97.7%	\$267,996/44.0%		\$183,326/26.8%	\$104,670/17.1%			

742-UNIV OF TEX OF THE PERMIAN BASIN-Professional Services Unadjusted Goal is 20.0%

FUND TYPE	TOTAL EXPENDITURES	TOTAL SPENT WITH NON-HUBS	TOTAL SPENT WITH **ADJ. HUBS 18.1% AMOUNT/%	TOTAL SPENT WITH *OTHER HUBS 1.8% AMOUNT/%	**ADJUSTED HUB GOAL 18.1%			*OTHER HUB GOAL 1.8%	
					BLACK	HISPANIC	WOMAN	ASIAN PACIFIC	NATIVE AMERICAN
T									
N	\$16,934	\$16,934/100 %							
S									
-TC									
C	\$16,934	\$16,934/100 %							

742-UNIV OF TEX OF THE PERMIAN BASIN-Other Services Unadjusted Goal is 33.0%

FUND TYPE	TOTAL EXPENDITURES	TOTAL SPENT WITH NON-HUBS	TOTAL SPENT WITH **ADJ. HUBS 33.0% AMOUNT/%	**ADJUSTED HUB GOAL 33.0%					
				ASIAN PACIFIC	BLACK	HISPANIC	NATIVE AMERICAN	WOMAN	
T									
N	\$353,568	\$333,888/94.4%	\$19,680/5.56%						
S	\$587,950	\$584,151/99.3%	\$3,808/.647%			\$100/.028%	\$568/.096%		\$3,240/.551%
-TC									
C	\$922,212	\$898,723/97.4%	\$23,488/2.54%			\$668/.072%			\$22,820/2.97%

742-UNIV OF TEX OF THE PERMIAN BASIN-Commodity Purchasing Unadjusted Goal is 12.6%

FUND TYPE	TOTAL EXPENDITURES	TOTAL SPENT WITH NON-HUBS	TOTAL SPENT WITH **ADJ. HUBS 11.5% AMOUNT/%	TOTAL SPENT WITH *OTHER HUBS 1.1% AMOUNT/%	**ADJUSTED HUB GOAL 11.5%			*OTHER HUB GOAL 1.1%	
					BLACK	HISPANIC	WOMAN	ASIAN PACIFIC	NATIVE AMERICAN
T									
N	\$377,617	\$286,898/75.9%	\$63,742/16.8%						
S	\$733,813	\$681,690/92.9%	\$49,284/6.71%			\$2,022/.535%	\$3,022/.412%	\$61,719/16.3%	\$26,876/7.14%
-TC									
C	\$1,084,551	\$941,909/86.8%	\$113,026/10.4%			\$11,507/1.06%	\$3,022/.278%	\$98,497/9.08%	\$28,615/2.73%

DB = DEBIT (NEGATIVE AMOUNT) * = OTHER HUBS ** = ADJUSTED HUBS *** = DOLLARS REPORTED BUT NOT SHOWN IN THESE COLUMNS. SEE COVER LETTER PARA. 4
T-TREASURY, N=NON-TREASURY, S=SUBCONTRACTOR FUNDS & PROCUREMENT CARD HUB PURCHASES, TC=TERM CONTRACT, C=CONSOLIDATED. SEE PAGE 4 OF HUB REPORT FOR FUND TYPE DESCRIPTION

FUND TYPE	TOTAL EXPENDITURES	TOTAL SPENT WITH NON-HUBS AMOUNT/%	743-UNIVERSITY OF TEXAS AT SAN ANTONIO-Heavy Construction Unadjusted Goal is 11.9%		**ADJUSTED HUB GOAL 6.6%				*OTHER HUB GOAL 5.3% WOMAN AMOUNT/%
			TOTAL SPENT WITH **ADJ. HUBS 6.6% AMOUNT/%	TOTAL SPENT WITH *OTHER HUBS 5.3% AMOUNT/%	ASIAN PACIFIC AMOUNT/%	BLACK AMOUNT/%	HISPANIC AMOUNT/%	NATIVE AMERICAN AMOUNT/%	

T									
N									
S									
-TC									

FUND TYPE	TOTAL EXPENDITURES	TOTAL SPENT WITH NON-HUBS	743-UNIVERSITY OF TEXAS AT SAN ANTONIO-Building Construction Unadjusted Goal is 26.1%		**ADJUSTED HUB GOAL 25.1%			*OTHER HUB GOAL 1.0% ASIAN PACIFIC NATIVE AMERICAN
			TOTAL SPENT WITH **ADJ. HUBS 25.1%	TOTAL SPENT WITH *OTHER HUBS 1.0%	BLACK	HISPANIC	WOMAN	

T	\$2,270		\$2,270/100%				\$2,270/100%	
N	\$451,805	\$441,828/97.8%	\$9,878/2.16%				\$9,878/2.15%	
S								
-TC								
C	\$454,076	\$441,828/97.3%	\$12,148/2.67%				\$12,148/2.67%	

FUND TYPE	TOTAL EXPENDITURES	TOTAL SPENT WITH NON-HUBS	743-UNIVERSITY OF TEXAS AT SAN ANTONIO-Special Trade Unadjusted Goal is 57.2%		**ADJUSTED HUB GOAL 47.0%		*OTHER HUB GOAL 10.2%		
			TOTAL SPENT WITH **ADJ. HUBS 47.0%	TOTAL SPENT WITH *OTHER HUBS 10.2%	BLACK	HISPANIC	ASIAN PACIFIC	NATIVE AMERICAN	WOMAN

T	\$15,422	\$15,422/100%							
N	\$1,432,413	\$1,143,109/79.8%	\$46,504/3.25%	\$242,699/18.9%		\$46,504/3.25%		\$242,699/16.9%	
S	***	***	\$65,401/10.4%	\$3,241/.519%		\$65,401/10.4%		\$3,241/.519%	
-TC									
C	\$1,447,836	\$1,158,531/80.0%	\$112,006/7.73%	\$245,941/16.9%		\$112,006/7.73%		\$245,941/16.9%	

FUND TYPE	TOTAL EXPENDITURES	TOTAL SPENT WITH NON-HUBS	743-UNIVERSITY OF TEXAS AT SAN ANTONIO-Professional Services Unadjusted Goal is 20.0%		**ADJUSTED HUB GOAL 18.1%			*OTHER HUB GOAL 1.9%	
			TOTAL SPENT WITH **ADJ. HUBS 18.1%	TOTAL SPENT WITH *OTHER HUBS 1.9%	BLACK	HISPANIC	WOMAN	ASIAN PACIFIC	NATIVE AMERICAN

T	\$920	\$920/100%							
N	\$39,371	\$25,290/64.2%	\$14,080/35.7%			\$14,080/35.7%			
S									
-TC									
C	\$40,291	\$25,210/65.0%	\$14,080/34.9%			\$14,080/34.9%			

FUND TYPE	TOTAL EXPENDITURES	TOTAL SPENT WITH NON-HUBS	743-UNIVERSITY OF TEXAS AT SAN ANTONIO-Other Services Unadjusted Goal is 33.0%		**ADJUSTED HUB GOAL 33.0%				
			TOTAL SPENT WITH **ADJ. HUBS 33.0%	TOTAL SPENT WITH *OTHER HUBS 1.1%	ASIAN PACIFIC	BLACK	HISPANIC	NATIVE AMERICAN	WOMAN

T	\$601,758	\$483,832/80.4%	\$117,826/19.5%			\$57,009%	\$53,083/8.82%	\$14,000/2.32%	\$50,785/8.43%
N	\$6,403,108	\$6,026,477/94.1%	\$376,831/5.88%	\$49,956/7.80%	\$1,693/.026%	\$211,583/3.30%	\$85,459/8.95%		\$113,397/1.77%
S	***	***	\$107,540/10.7%						\$22,080/2.21%
-TC	\$23,922	\$23,822/100%							
C	\$6,980,944	\$6,486,387/92.9%	\$602,087/8.62%	\$49,956/.715%	\$1,750/.025%	\$350,126/5.01%	\$14,000/.200%		\$186,263/2.66%

FUND TYPE	TOTAL EXPENDITURES	TOTAL SPENT WITH NON-HUBS	743-UNIVERSITY OF TEXAS AT SAN ANTONIO-Commodity Purchasing Unadjusted Goal is 12.8%		**ADJUSTED HUB GOAL 11.5%			*OTHER HUB GOAL 1.1%	
			TOTAL SPENT WITH **ADJ. HUBS 11.5%	TOTAL SPENT WITH *OTHER HUBS 1.1%	BLACK	HISPANIC	WOMAN	ASIAN PACIFIC	NATIVE AMERICAN

T	\$1,909,133	\$1,309,280/68.5%	\$475,216/24.8%	\$124,656/6.52%		\$64,128/3.35%	\$221,474/11.6%	\$189,603/9.93%	\$124,534/6.52%
N	\$10,673,411	\$7,648,746/71.6%	\$1,597,775/14.8%	\$1,431,890/13.4%		\$61,757/.765%	\$965,767/9.04%	\$550,250/5.15%	\$1,428,887/13.3%
S	***	***	\$68,492/3.49%	\$273/.014%		\$1,419/.072%	\$52,321/2.67%	\$14,751/.753%	\$273/.014%
-TC	\$611,947	\$593,315/92.0%	\$46,326/7.57%	\$2,305/.376%		\$269/.044%	\$32,007/5.23%	\$14,048/2.29%	\$2,183/.358%
C	\$11,975,597	\$8,364,681/70.0%	\$2,095,157/17.4%	\$1,554,514/12.9%		\$147,045/1.22%	\$1,207,555/10.0%	\$740,556/6.18%	\$1,552,247/12.9%

DB = DEBIT (NEGATIVE AMOUNT) * = OTHER HUBS ** = ADJUSTED HUBS *** = DOLLARS REPORTED BUT NOT SHOWN IN THESE COLUMNS. SEE COVER LETTER PARA. 4
T=TREASURY, N=NON-TREASURY, S=SUBCONTRACTOR FUNDS & PROCUREMENT CARD HUB PURCHASES, TC=TERM CONTRACT, C=CONSOLIDATED. SEE PAGE 4 OF HUB REPORT FOR FUND TYPE DESCRIPTION.

744-UT HEALTH SCIENCE CENTER - HOUSTON-Heavy Construction Unadjusted Goal is 11.8%									
FUND TYPE	TOTAL EXPENDITURES	TOTAL SPENT WITH NON-HUBS AMOUNT/%	TOTAL SPENT WITH **ADJ. HUBS 6.6% AMOUNT/%	TOTAL SPENT WITH *OTHER HUBS 5.3% AMOUNT/%	ASIAN PACIFIC AMOUNT/%	BLACK AMOUNT/%	HISPANIC AMOUNT/%	NATIVE AMERICAN AMOUNT/%	*OTHER HUB GOAL 5.3% WOMAN AMOUNT/%
T									
N									
S									
TC									
C									

744-UT HEALTH SCIENCE CENTER - HOUSTON-Building Construction Unadjusted Goal is 26.1%									
FUND TYPE	TOTAL EXPENDITURES	TOTAL SPENT WITH NON-HUBS	TOTAL SPENT WITH **ADJ. HUBS 25.1% AMOUNT/%	TOTAL SPENT WITH *OTHER HUBS 1.0% AMOUNT/%	BLACK AMOUNT/%	HISPANIC AMOUNT/%	WOMAN AMOUNT/%	*OTHER HUB GOAL 1.0% ASIAN PACIFIC AMOUNT/%	NATIVE AMERICAN AMOUNT/%
T									
N									
S									
TC									
C									

744-UT HEALTH SCIENCE CENTER - HOUSTON-Special Trade Unadjusted Goal is 57.2%									
FUND TYPE	TOTAL EXPENDITURES	TOTAL SPENT WITH NON-HUBS	TOTAL SPENT WITH **ADJ. HUBS 47.0% AMOUNT/%	TOTAL SPENT WITH *OTHER HUBS 10.2% AMOUNT/%	BLACK AMOUNT/%	HISPANIC AMOUNT/%	ASIAN PACIFIC AMOUNT/%	NATIVE AMERICAN AMOUNT/%	WOMAN AMOUNT/%
T									
N	\$4,955,488	\$4,312,259/87.0%	\$144,564/2.91%	\$498,654/10.0%	\$9,247/.186%	\$135,307/2.73%	\$337,405/6.80%		\$161,249/3.25%
S	***	***	\$124,271/2.50%	\$147,529/2.97%	\$35,975/.726%	\$88,296/1.78%			\$147,529/2.97%
TC									
C	\$4,865,466	\$4,312,259/87.0%	\$268,825/5.42%	\$646,183/13.0%	\$45,222/.912%	\$223,603/4.51%	\$337,405/6.80%		\$308,772/6.23%

744-UT HEALTH SCIENCE CENTER - HOUSTON-Professional Services Unadjusted Goal is 20.0%									
FUND TYPE	TOTAL EXPENDITURES	TOTAL SPENT WITH NON-HUBS	TOTAL SPENT WITH **ADJ. HUBS 16.1% AMOUNT/%	TOTAL SPENT WITH *OTHER HUBS .8% AMOUNT/%	BLACK AMOUNT/%	HISPANIC AMOUNT/%	WOMAN AMOUNT/%	*OTHER HUB GOAL 1.0% ASIAN PACIFIC AMOUNT/%	NATIVE AMERICAN AMOUNT/%
T									
N	\$2,562,319	\$2,478,246/96.7%	\$84,072/3.28%		\$6,010/.234%		\$78,062/3.04%		
S									
TC	\$1,121	\$1,121/100%							
C	\$2,561,198	\$2,477,125/96.7%	\$84,072/3.28%		\$6,010/.234%		\$78,062/3.04%		

744-UT HEALTH SCIENCE CENTER - HOUSTON-Other Services Unadjusted Goal is 33.0%									
FUND TYPE	TOTAL EXPENDITURES	TOTAL SPENT WITH NON-HUBS	TOTAL SPENT WITH **ADJ. HUBS 33.0% AMOUNT/%	TOTAL SPENT WITH *OTHER HUBS .0% AMOUNT/%	ASIAN PACIFIC AMOUNT/%	BLACK AMOUNT/%	HISPANIC AMOUNT/%	NATIVE AMERICAN AMOUNT/%	WOMAN AMOUNT/%
T	\$142,373	\$142,373/100%							
N	\$21,237,070	\$18,689,160/88.0%	\$2,547,909/11.9%		\$457,275/2.15%	\$1,234,870/5.81%	\$295,120/1.38%	\$1,648/.007%	\$558,995/2.63%
S									
TC	\$214,243	\$214,223/99.9%	\$20/.009%				\$20/.009%		
C	\$21,165,200	\$18,617,311/87.9%	\$2,547,889/12.0%		\$457,275/2.16%	\$1,234,870/5.83%	\$295,100/1.39%	\$1,648/.007%	\$558,995/2.64%

744-UT HEALTH SCIENCE CENTER - HOUSTON-Commodity Purchasing Unadjusted Goal is 12.5%									
FUND TYPE	TOTAL EXPENDITURES	TOTAL SPENT WITH NON-HUBS	TOTAL SPENT WITH **ADJ. HUBS 11.3% AMOUNT/%	TOTAL SPENT WITH *OTHER HUBS 1.1% AMOUNT/%	BLACK AMOUNT/%	HISPANIC AMOUNT/%	WOMAN AMOUNT/%	*OTHER HUB GOAL 1.1% ASIAN PACIFIC AMOUNT/%	NATIVE AMERICAN AMOUNT/%
T	\$18,317	\$8,543/44.2%	\$10,773/55.7%						
N	\$33,342,594	\$29,899,908/89.6%	\$2,621,014/7.86%	\$821,871/2.46%	\$1,225,131/3.67%	\$91,475/.274%	\$1,304,408/3.91%	\$821,871/2.46%	
S	***	***	\$723,485/4.33%	\$42,871/.256%	\$258,837/1.53%	\$251,945/1.50%	\$214,703/1.23%	\$42,871/.256%	
TC	\$1,063,391	\$1,036,626/97.4%	\$18,349/1.72%	\$8,415/.781%		\$784/.073%	\$17,568/1.65%	\$8,415/.781%	
C	\$32,298,519	\$28,871,824/89.3%	\$3,326,151/10.2%	\$866,901/2.68%	\$1,481,958/4.58%	\$342,640/1.06%	\$1,501,543/4.64%	\$866,901/2.68%	

DB = DEBIT (NEGATIVE AMOUNT) * = OTHER HUBS ** = ADJUSTED HUBS *** = DOLLARS REPORTED BUT NOT SHOWN IN THESE COLUMNS. SEE COVER LETTER PARA. 4
T=TREASURY, N=NON-TREASURY, S=SUBCONTRACTOR FUNDS & PROCUREMENT CARD HUB PURCHASES, TC=TERM CONTRACT, C=CONSOLIDATED. SEE PAGE 4 OF HUB REPORT FOR FUND TYPE DESCRIPTION.

745-UT HEALTH SCIENCE CENTER-SAN ANTONIO-Heavy Construction Unadjusted Goal is 11.9%

FUND TYPE	TOTAL EXPENDITURES	TOTAL SPENT WITH NON-HUBS AMOUNT/%	TOTAL SPENT WITH **ADJ. HUBS 6.6% AMOUNT/%	TOTAL SPENT WITH *OTHER HUBS 5.3% AMOUNT/%	**ADJUSTED HUB GOAL 6.6%				*OTHER HUB GOAL 5.3%
					ASIAN PACIFIC AMOUNT/%	BLACK AMOUNT/%	HISPANIC AMOUNT/%	NATIVE AMERICAN AMOUNT/%	WOMAN AMOUNT/%

T
N
S
-TC

C

745-UT HEALTH SCIENCE CENTER-SAN ANTONIO-Building Construction Unadjusted Goal is 26.1%

FUND TYPE	TOTAL EXPENDITURES	TOTAL SPENT WITH NON-HUBS	TOTAL SPENT WITH **ADJ. HUBS 25.1%	TOTAL SPENT WITH *OTHER HUBS 1.8%	**ADJUSTED HUB GOAL 25.1%			*OTHER HUB GOAL 1.0%	
					BLACK	HISPANIC	WOMAN	ASIAN PACIFIC	NATIVE AMERICAN

T
N
S
-TC

C

745-UT HEALTH SCIENCE CENTER-SAN ANTONIO-Special Trade Unadjusted Goal is 57.2%

FUND TYPE	TOTAL EXPENDITURES	TOTAL SPENT WITH NON-HUBS	TOTAL SPENT WITH **ADJ. HUBS 47.0%	TOTAL SPENT WITH *OTHER HUBS 10.2%	**ADJUSTED HUB GOAL 47.0%		*OTHER HUB GOAL 10.2%		
					BLACK	HISPANIC	ASIAN PACIFIC	NATIVE AMERICAN	WOMAN

T
N
S
-TC

C

745-UT HEALTH SCIENCE CENTER-SAN ANTONIO-Professional Services Unadjusted Goal is 20.0%

FUND TYPE	TOTAL EXPENDITURES	TOTAL SPENT WITH NON-HUBS	TOTAL SPENT WITH **ADJ. HUBS 18.1%	TOTAL SPENT WITH *OTHER HUBS .8%	**ADJUSTED HUB GOAL 18.1%			*OTHER HUB GOAL 1.8%	
					BLACK	HISPANIC	WOMAN	ASIAN PACIFIC	NATIVE AMERICAN

T
N
S
-TC

C

745-UT HEALTH SCIENCE CENTER-SAN ANTONIO-Other Services Unadjusted Goal is 33.0%

FUND TYPE	TOTAL EXPENDITURES	TOTAL SPENT WITH NON-HUBS	TOTAL SPENT WITH **ADJ. HUBS 33.0%	**ADJUSTED HUB GOAL 33.0%				
				ASIAN PACIFIC	BLACK	HISPANIC	NATIVE AMERICAN	WOMAN

T
N
S
-TC

C

745-UT HEALTH SCIENCE CENTER-SAN ANTONIO-Commodity Purchasing Unadjusted Goal is 12.6%

FUND TYPE	TOTAL EXPENDITURES	TOTAL SPENT WITH NON-HUBS	TOTAL SPENT WITH **ADJ. HUBS 11.5%	TOTAL SPENT WITH *OTHER HUBS 1.1%	**ADJUSTED HUB GOAL 11.5%			*OTHER HUB GOAL 1.1%	
					BLACK	HISPANIC	WOMAN	ASIAN PACIFIC	NATIVE AMERICAN

T
N
S
-TC

C

DB = DEBIT (NEGATIVE AMOUNT) * = OTHER HUBS ** = ADJUSTED HUBS *** = DOLLARS REPORTED BUT NOT SHOWN IN THESE COLUMNS. SEE COVER LETTER PARA. 4
T=TREASURY, N=NON-TREASURY, S=SUBCONTRACTOR FUNDS & PROCUREMENT CARD HUB PURCHASES, TC=TERM CONTRACT, C=CONSOLIDATED. SEE PAGE 4 OF HUB REPORT FOR FUND TYPE DESCRIPTION.

747-UNIVERSITY OF TEXAS AT BROWNSVILLE-Heavy Construction Unadjusted Goal is 11.8%

FUND TYPE	TOTAL EXPENDITURES	TOTAL SPENT WITH NON-HUBS AMOUNT/%	TOTAL SPENT WITH **ADJ. HUBS 8.6% AMOUNT/%	TOTAL SPENT WITH *OTHER HUBS 3.2% AMOUNT/%	ASIAN PACIFIC AMOUNT/%	BLACK **ADJUSTED HUB GOAL 8.6% AMOUNT/%	HISPANIC AMOUNT/%	NATIVE AMERICAN AMOUNT/%	*OTHER HUB GOAL 5.3% WOMAN AMOUNT/%
T									
N									
S									
-TC									
C									

747-UNIVERSITY OF TEXAS AT BROWNSVILLE-Building Construction Unadjusted Goal is 26.1%

FUND TYPE	TOTAL EXPENDITURES	TOTAL SPENT WITH NON-HUBS	TOTAL SPENT WITH **ADJ. HUBS 25.1%	TOTAL SPENT WITH *OTHER HUBS 1.0%	BLACK **ADJUSTED HUB GOAL 25.1%	HISPANIC	WOMAN	*OTHER HUB GOAL 1.0% ASIAN PACIFIC NATIVE AMERICAN
T								
N								
S								
-TC								
C								

747-UNIVERSITY OF TEXAS AT BROWNSVILLE-Special Trade Unadjusted Goal is 57.2%

FUND TYPE	TOTAL EXPENDITURES	TOTAL SPENT WITH NON-HUBS	TOTAL SPENT WITH **ADJ. HUBS 47.0%	TOTAL SPENT WITH *OTHER HUBS 10.2%	BLACK **ADJUSTED HUB GOAL 47.0%	HISPANIC	ASIAN PACIFIC	NATIVE AMERICAN	WOMAN *OTHER HUB GOAL 10.2%
T									
N	\$14,522	\$14,189/97.7%		\$333/2.29%					\$333/2.29%
S									
-TC									
C	\$14,522	\$14,189/97.7%		\$333/2.29%					\$333/2.29%

747-UNIVERSITY OF TEXAS AT BROWNSVILLE-Professional Services Unadjusted Goal is 20.0%

FUND TYPE	TOTAL EXPENDITURES	TOTAL SPENT WITH NON-HUBS	TOTAL SPENT WITH **ADJ. HUBS 18.1%	TOTAL SPENT WITH *OTHER HUBS 1.9%	BLACK **ADJUSTED HUB GOAL 18.1%	HISPANIC	WOMAN	*OTHER HUB GOAL 1.9% ASIAN PACIFIC NATIVE AMERICAN
T								
N	\$2,753	\$2,753/100%						
S								
-TC								
C	\$2,753	\$2,753/100%						

747-UNIVERSITY OF TEXAS AT BROWNSVILLE-Other Services Unadjusted Goal is 33.0%

FUND TYPE	TOTAL EXPENDITURES	TOTAL SPENT WITH NON-HUBS	TOTAL SPENT WITH **ADJ. HUBS 13.0%	ASIAN PACIFIC	BLACK **ADJUSTED HUB GOAL 33.0%	HISPANIC	NATIVE AMERICAN	WOMAN
T	\$3,798	\$3,798/100%						
N	\$1,821,565	\$1,608,246/88.1%	\$13,319/.821%	\$5/.000%	\$15/.000%	\$7,655/.472%		\$5,643/.348%
S								
-TC	\$38,613	\$39,813/100%						
C	\$1,885,750	\$1,572,431/89.1%	\$13,319/.840%	\$5/.000%	\$15/.000%	\$7,655/.482%		\$5,643/.355%

747-UNIVERSITY OF TEXAS AT BROWNSVILLE-Commodity Purchasing Unadjusted Goal is 12.6%

FUND TYPE	TOTAL EXPENDITURES	TOTAL SPENT WITH NON-HUBS	TOTAL SPENT WITH **ADJ. HUBS 11.3%	TOTAL SPENT WITH *OTHER HUBS 1.3%	BLACK **ADJUSTED HUB GOAL 11.5%	HISPANIC	WOMAN	*OTHER HUB GOAL 1.1% ASIAN PACIFIC NATIVE AMERICAN
T	\$8,551	\$23,797DB	\$32,478/379%	\$1300B				
N	\$3,071,430	\$2,230,669/72.6%	\$767,681/24.6%	\$82,979/2.70%	\$14,984/175%	\$129DB	\$17,613/205%	\$1300B
S					\$8,661/.282%	\$251,012/8.17%	\$497,907/16.2%	\$82,979/2.70%
-TC	\$235,125	\$221,789/94.3%	\$13,336/5.67%			\$170/.072%	\$13,166/5.59%	
C	\$2,844,856	\$1,985,282/69.7%	\$776,724/27.3%	\$82,848/2.91%	\$23,656/.831%	\$250,712/8.21%	\$502,358/17.6%	\$82,848/2.91%

DB = DEBIT (NEGATIVE AMOUNT) * = OTHER HUBS ** = ADJUSTED HUBS *** = DOLLARS REPORTED BUT NOT SHOWN IN THESE COLUMNS. SEE COVER LETTER PARA. 4
T-TREASURY, N-NON-TREASURY, S-SUBCONTRACTOR FUNDS & PROCUREMENT CARD HUB PURCHASES, TC-TERM CONTRACT, C-CONSOLIDATED. SEE PAGE 4-OF HUB REPORT FOR FUND TYPE DESCRIPTION.

748-BAYLOR COLLEGE OF DENTISTRY - TAMUS-Heavy Construction Unadjusted Goal is 11.9%

FUND TYPE	TOTAL EXPENDITURES	TOTAL SPENT WITH NON-HUBS AMOUNT/%	TOTAL SPENT WITH **ADJ. HUBS 8.8% AMOUNT/%	TOTAL SPENT WITH *OTHER HUBS 5.3% AMOUNT/%	**ADJUSTED HUB GOAL 8.6%				*OTHER HUB GOAL 5.3% WOMAN AMOUNT/%
					ASIAN PACIFIC AMOUNT/%	BLACK AMOUNT/%	HISPANIC AMOUNT/%	NATIVE AMERICAN AMOUNT/%	
T									
N	\$329	\$329/100 %							
S									
-TC									
C	\$329	\$329/100 %							

748-BAYLOR COLLEGE OF DENTISTRY - TAMUS-Building Construction Unadjusted Goal is 26.1%

FUND TYPE	TOTAL EXPENDITURES	TOTAL SPENT WITH NON-HUBS	TOTAL SPENT WITH **ADJ. HUBS 25.1%	TOTAL SPENT WITH *OTHER HUBS 1.0%	**ADJUSTED HUB GOAL 25.1%			*OTHER HUB GOAL 1.0%	
					BLACK	HISPANIC	WOMAN	ASIAN PACIFIC	NATIVE AMERICAN
T									
N									
S									
-TC									
C									

748-BAYLOR COLLEGE OF DENTISTRY - TAMUS-Special Trade Unadjusted Goal is 57.2%

FUND TYPE	TOTAL EXPENDITURES	TOTAL SPENT WITH NON-HUBS	TOTAL SPENT WITH **ADJ. HUBS 47.0%	TOTAL SPENT WITH *OTHER HUBS 10.2%	**ADJUSTED HUB GOAL 47.0%			*OTHER HUB GOAL 10.2%		
					BLACK	HISPANIC	ASIAN PACIFIC	NATIVE AMERICAN	WOMAN	
T	\$177	\$177/100 %								
N	\$564,677	\$563,408/99.7%	\$1,269/.224%				\$1,269/.224%			
S										
-TC										
C	\$564,854	\$563,585/99.7%	\$1,269/.224%				\$1,269/.224%			

748-BAYLOR COLLEGE OF DENTISTRY - TAMUS-Professional Services Unadjusted Goal is 20.0%

FUND TYPE	TOTAL EXPENDITURES	TOTAL SPENT WITH NON-HUBS	TOTAL SPENT WITH **ADJ. HUBS 18.1%	TOTAL SPENT WITH *OTHER HUBS 1.9%	**ADJUSTED HUB GOAL 18.1%			*OTHER HUB GOAL 1.9%	
					BLACK	HISPANIC	WOMAN	ASIAN PACIFIC	NATIVE AMERICAN
T									
N	\$25,922	\$25,922/100 %							
S									
-TC									
C	\$25,922	\$25,922/100 %							

748-BAYLOR COLLEGE OF DENTISTRY - TAMUS-Other Services Unadjusted Goal is 33.0%

FUND TYPE	TOTAL EXPENDITURES	TOTAL SPENT WITH NON-HUBS	TOTAL SPENT WITH **ADJ. HUBS 33.0%	**ADJUSTED HUB GOAL 33.0%				
				ASIAN PACIFIC	BLACK	HISPANIC	NATIVE AMERICAN	WOMAN
T	\$3,185	\$3,185/100 %						
N	\$1,088,335	\$1,070,177/98.3%	\$18,158/1.66%	\$5,511/.506%	\$519/.047%	\$1,665/.153%	\$343/.031%	\$10,117/.929%
S								
-TC								
C	\$1,091,520	\$1,073,362/98.3%	\$18,158/1.66%	\$5,511/.504%	\$519/.047%	\$1,665/.152%	\$343/.031%	\$10,117/.927%

748-BAYLOR COLLEGE OF DENTISTRY - TAMUS-Commodity Purchasing Unadjusted Goal is 12.6%

FUND TYPE	TOTAL EXPENDITURES	TOTAL SPENT WITH NON-HUBS	TOTAL SPENT WITH **ADJ. HUBS 11.5%	TOTAL SPENT WITH *OTHER HUBS 1.1%	**ADJUSTED HUB GOAL 11.5%			*OTHER HUB GOAL 1.1%	
					BLACK	HISPANIC	WOMAN	ASIAN PACIFIC	NATIVE AMERICAN
T	\$75,521DB	\$75,673DB	\$152						
N	\$4,476,300	\$4,169,706/93.1%	\$271,228/6.05%	\$35,365/.790%	\$87/.003%	\$44,862/1.00%	\$226,213/5.05%	\$33,852/.756%	\$1,512/.033%
S									
-TC									
C	\$4,400,778	\$4,094,032/93.0%	\$271,380/6.16%	\$35,365/.803%	\$239/.005%	\$44,862/1.01%	\$226,278/5.14%	\$33,852/.769%	\$1,512/.034%

DB = DEBIT (NEGATIVE AMOUNT) * = OTHER HUBS ** = ADJUSTED HUBS *** = DOLLARS REPORTED BUT NOT SHOWN IN THESE COLUMNS. SEE COVER LETTER PARA. 4
T: TREASURY, N: NON-TREASURY, S: SUBCONTRACTOR FUNDS & PROCUREMENT CARD HUB PURCHASES, TC: TERM CONTRACT, C: CONSOLIDATED. SEE PAGE 4 OF HUB REPORT FOR FUND TYPE DESCRIPTION.

750-UNIVERSITY OF TEXAS AT TYLER-Heavy Construction Unadjusted Goal is 11.9%

FUND TYPE	TOTAL EXPENDITURES	TOTAL SPENT WITH NON-HUBS AMOUNT/%	TOTAL SPENT WITH **ADJ. HUBS 6.6% AMOUNT/%	TOTAL SPENT WITH *OTHER HUBS 5.3% AMOUNT/%	ASIAN PACIFIC AMOUNT/%	**ADJUSTED HUB GOAL 6.6% BLACK AMOUNT/%	HISPANIC AMOUNT/%	NATIVE AMERICAN AMOUNT/%	*OTHER HUB GOAL 5.3% WOMAN AMOUNT/%
T									
N	\$109,318	\$109,318/100 %							
S									
-TC									
C	\$109,318	\$109,318/100 %							

750-UNIVERSITY OF TEXAS AT TYLER-Building Construction Unadjusted Goal is 26.1%

FUND TYPE	TOTAL EXPENDITURES	TOTAL SPENT WITH NON-HUBS	TOTAL SPENT WITH **ADJ. HUBS 25.1% AMOUNT/%	TOTAL SPENT WITH *OTHER HUBS 1.0% AMOUNT/%	BLACK AMOUNT/%	**ADJUSTED HUB GOAL 25.1% HISPANIC AMOUNT/%	WOMAN AMOUNT/%	*OTHER HUB GOAL 1.0% ASIAN PACIFIC AMOUNT/%	NATIVE AMERICAN AMOUNT/%
T									
N	\$2,774	\$1,493/17.0%	\$7,261/82.9%				\$7,261/82.9%		
S									
-TC									
C	\$2,774	\$1,493/17.0%	\$7,261/82.9%				\$7,261/82.9%		

750-UNIVERSITY OF TEXAS AT TYLER-Special Trade Unadjusted Goal is 57.2%

FUND TYPE	TOTAL EXPENDITURES	TOTAL SPENT WITH NON-HUBS	TOTAL SPENT WITH **ADJ. HUBS 47.0% AMOUNT/%	TOTAL SPENT WITH *OTHER HUBS 10.2% AMOUNT/%	BLACK AMOUNT/%	**ADJUSTED HUB GOAL 47.0% HISPANIC AMOUNT/%	ASIAN PACIFIC AMOUNT/%	*OTHER HUB GOAL 10.2% NATIVE AMERICAN AMOUNT/%	WOMAN AMOUNT/%
T	\$16,389	\$15,529/94.8%	\$840/5.13%						\$840/5.13%
N	\$1,239,356	\$1,239,356/100 %							
S									
-TC									
C	\$1,255,728	\$1,254,886/99.9%	\$840/.066%						\$840/.066%

750-UNIVERSITY OF TEXAS AT TYLER-Professional Services Unadjusted Goal is 20.0%

FUND TYPE	TOTAL EXPENDITURES	TOTAL SPENT WITH NON-HUBS	TOTAL SPENT WITH **ADJ. HUBS 18.1% AMOUNT/%	TOTAL SPENT WITH *OTHER HUBS 1.9% AMOUNT/%	BLACK AMOUNT/%	**ADJUSTED HUB GOAL 18.1% HISPANIC AMOUNT/%	WOMAN AMOUNT/%	*OTHER HUB GOAL 1.9% ASIAN PACIFIC AMOUNT/%	NATIVE AMERICAN AMOUNT/%
T	\$1,360	\$1,360/100 %							
N	\$185,439	\$185,439/100 %							
S									
-TC									
C	\$186,819	\$186,819/100 %							

750-UNIVERSITY OF TEXAS AT TYLER-Other Services Unadjusted Goal is 33.0%

FUND TYPE	TOTAL EXPENDITURES	TOTAL SPENT WITH NON-HUBS	TOTAL SPENT WITH **ADJ. HUBS 33.0% AMOUNT/%	ASIAN PACIFIC AMOUNT/%	BLACK AMOUNT/%	**ADJUSTED HUB GOAL 33.0% HISPANIC AMOUNT/%	NATIVE AMERICAN AMOUNT/%	WOMAN AMOUNT/%
T	\$289,281	\$279,807/96.7%	\$9,473/3.27%	\$10/.003%				\$9,451/3.26%
N	\$2,360,340	\$2,304,113/97.6%	\$56,227/2.38%		\$930/.039%	\$2,186/.092%		\$53,108/2.25%
S								
-TC	\$7,888	\$7,980/99.9%	\$7/.096%					\$7/.096%
C	\$2,641,633	\$2,575,940/97.5%	\$65,693/2.48%	\$10/.000%	\$930/.035%	\$2,200/.083%		\$62,552/2.36%

750-UNIVERSITY OF TEXAS AT TYLER-Commodity Purchasing Unadjusted Goal is 12.6%

FUND TYPE	TOTAL EXPENDITURES	TOTAL SPENT WITH NON-HUBS	TOTAL SPENT WITH **ADJ. HUBS 11.5% AMOUNT/%	TOTAL SPENT WITH *OTHER HUBS 1.1% AMOUNT/%	BLACK AMOUNT/%	**ADJUSTED HUB GOAL 11.5% HISPANIC AMOUNT/%	WOMAN AMOUNT/%	*OTHER HUB GOAL 1.1% ASIAN PACIFIC AMOUNT/%	NATIVE AMERICAN AMOUNT/%
T	\$684,805	\$563,248/82.2%	\$85,602/12.5%	\$35,954/5.25%	\$8,008/1.16%	\$2,807/.424%	\$74,667/10.9%	\$35,954/5.25%	
N	\$2,098,609	\$1,530,581/72.9%	\$553,462/26.3%	\$14,745/7.02%	\$16,571/7.89%	\$91,601/4.36%	\$445,309/21.2%	\$14,745/7.02%	
S									
-TC	\$33,378	\$15,663/46.9%	\$14,869/44.5%	\$2,845/8.52%		\$13,326/39.9%	\$1,543/4.62%	\$2,845/8.52%	
C	\$2,750,238	\$2,078,166/75.5%	\$624,216/22.6%	\$47,854/1.74%	\$24,578/.893%	\$81,182/2.95%	\$518,453/18.6%	\$47,854/1.74%	

DB = DEBIT (NEGATIVE AMOUNT) * = OTHER HUBS ** = ADJUSTED HUBS *** = DOLLARS REPORTED BUT NOT SHOWN IN THESE COLUMNS. SEE COVER LETTER PARA. 4
T=TREASURY, N=NON-TREASURY, S=SUBCONTRACTOR FUNDS & PROCUREMENT CARD HUB PURCHASES, TC=TERM CONTRACT, C=CONSOLIDATED. SEE PAGE 4 OF HUB REPORT FOR FUND TYPE DESCRIPTION.

751-TEXAS A & M UNIVERSITY - COMMERCE-Heavy Construction Unadjusted Goal is 11.9%

FUND TYPE	TOTAL EXPENDITURES	TOTAL SPENT WITH NON-HUBS AMOUNT/%	TOTAL SPENT WITH **ADJ. HUBS 6.6% AMOUNT/%	TOTAL SPENT WITH *OTHER HUBS 5.3% AMOUNT/%	ASIAN PACIFIC AMOUNT/%	**ADJUSTED HUB GOAL 6.6% BLACK AMOUNT/%	HISPANIC AMOUNT/%	NATIVE AMERICAN AMOUNT/%	*OTHER HUB GOAL 5.3% WOMAN AMOUNT/%
T									
N									
S									
TC									
C									

T
N
S
TC
C

751-TEXAS A & M UNIVERSITY - COMMERCE-Building Construction Unadjusted Goal is 26.1%

FUND TYPE	TOTAL EXPENDITURES	TOTAL SPENT WITH NON-HUBS	TOTAL SPENT WITH **ADJ. HUBS 25.1%	TOTAL SPENT WITH *OTHER HUBS 1.0%	BLACK	HISPANIC	WOMAN	*OTHER HUB GOAL 1.0% ASIAN PACIFIC	NATIVE AMERICAN
T	\$88,771	\$89,771/100%							
N	\$110,450	\$110,450/100%							
S									
TC									
C	\$200,222	\$200,222/100%							

T
N
S
TC
C

751-TEXAS A & M UNIVERSITY - COMMERCE-Special Trade Unadjusted Goal is 57.2%

FUND TYPE	TOTAL EXPENDITURES	TOTAL SPENT WITH NON-HUBS	TOTAL SPENT WITH **ADJ. HUBS 47.0%	TOTAL SPENT WITH *OTHER HUBS 10.2%	BLACK	HISPANIC	ASIAN PACIFIC	NATIVE AMERICAN	WOMAN
T	\$207,562	\$207,562/100%							
N	\$667,641	\$667,033/99.9%		\$608/.070%					\$608/.070%
S									
TC									
C	\$1,075,204	\$1,074,566/99.9%		\$608/.056%					\$608/.056%

T
N
S
TC
C

751-TEXAS A & M UNIVERSITY - COMMERCE-Professional Services Unadjusted Goal is 20.0%

FUND TYPE	TOTAL EXPENDITURES	TOTAL SPENT WITH NON-HUBS	TOTAL SPENT WITH **ADJ. HUBS 18.1%	TOTAL SPENT WITH *OTHER HUBS 1.9%	BLACK	HISPANIC	WOMAN	*OTHER HUB GOAL 1.9% ASIAN PACIFIC	NATIVE AMERICAN
T	\$6,887	\$6,887/100%							
N	\$136,654	\$133,065/97.9%	\$2,789/2.05%			\$2,789/2.05%			
S									
TC									
C	\$142,541	\$139,752/98.0%	\$2,789/1.95%			\$2,789/1.85%			

T
N
S
TC
C

751-TEXAS A & M UNIVERSITY - COMMERCE-Other Services Unadjusted Goal is 33.0%

FUND TYPE	TOTAL EXPENDITURES	TOTAL SPENT WITH NON-HUBS	TOTAL SPENT WITH **ADJ. HUBS 33.0%	ASIAN PACIFIC	BLACK	HISPANIC	NATIVE AMERICAN	WOMAN
T	\$603,479	\$602,602/99.8%	\$877/.145%					
N	\$1,740,401	\$1,733,896/99.6%	\$6,405/.368%	\$23/.003%	\$145/.024%			\$709/.117%
S								\$6,405/.368%
TC	\$3,922	\$3,922/100%						
C	\$2,339,858	\$2,332,875/99.6%	\$7,282/.311%	\$23/.001%	\$145/.006%			\$7,114/.304%

T
N
S
TC
C

751-TEXAS A & M UNIVERSITY - COMMERCE-Commodity Purchasing Unadjusted Goal is 12.6%

FUND TYPE	TOTAL EXPENDITURES	TOTAL SPENT WITH NON-HUBS	TOTAL SPENT WITH **ADJ. HUBS 11.5%	TOTAL SPENT WITH *OTHER HUBS 1.1%	BLACK	HISPANIC	WOMAN	*OTHER HUB GOAL 1.1% ASIAN PACIFIC	NATIVE AMERICAN
T	\$2,438,082	\$1,821,561/74.6%	\$528,428/21.6%	\$89,092/3.65%	\$10,875/.445%	\$4,776/.195%	\$512,776/21.0%	\$88,092/3.65%	
N	\$3,568,104	\$3,343,070/93.6%	\$207,820/5.82%	\$17,213/.482%	\$8,499/.238%		\$199,320/5.58%	\$17,213/.482%	
S									
TC	\$100,327	\$80,273/89.9%	\$9,730/9.69%	\$323/.322%			\$9,730/9.69%	\$323/.322%	
C	\$5,906,858	\$5,074,357/85.9%	\$728,518/12.2%	\$105,982/1.79%	\$18,375/.326%	\$4,776/.080%	\$702,366/11.8%	\$105,982/1.79%	

T
N
S
TC
C

DB = DEBIT (NEGATIVE AMOUNT) * = OTHER HUBS ** = ADJUSTED HUBS *** = DOLLARS REPORTED BUT NOT SHOWN IN THESE COLUMNS. SEE COVER LETTER PARA. 4
T-TREASURY, N-NON-TREASURY, S-SUBCONTRACTOR FUNDS & PROCUREMENT CARD HUB PURCHASES, TC-TERM CONTRACT, C-CONSOLIDATED. SEE PAGE 4 OF HUB REPORT FOR FUND TYPE DESCRIPTION.

752-UNIVERSITY OF NORTH TEXAS-Heavy Construction Unadjusted Goal is 11.8%

FUND TYPE	TOTAL EXPENDITURES	TOTAL SPENT WITH NON-HUBS AMOUNT/%	TOTAL SPENT WITH **ADJ. HUBS 5.6% AMOUNT/%	TOTAL SPENT WITH *OTHER HUBS 5.3% AMOUNT/%	**ADJUSTED HUB GOAL 5.6%				*OTHER HUB GOAL 5.3% WOMAN AMOUNT/%
					ASIAN PACIFIC AMOUNT/%	BLACK AMOUNT/%	HISPANIC AMOUNT/%	NATIVE AMERICAN AMOUNT/%	

T
N
S
-TC
C

752-UNIVERSITY OF NORTH TEXAS-Building Construction Unadjusted Goal is 28.1%

FUND TYPE	TOTAL EXPENDITURES	TOTAL SPENT WITH NON-HUBS	TOTAL SPENT WITH **ADJ. HUBS 25.1%	TOTAL SPENT WITH *OTHER HUBS 1.0%	**ADJUSTED HUB GOAL 25.1%			*OTHER HUB GOAL 1.0%	
					BLACK	HISPANIC	WOMAN	ASIAN PACIFIC	NATIVE AMERICAN

T
N
S
-TC
C

752-UNIVERSITY OF NORTH TEXAS-Special Trade Unadjusted Goal is 57.2%

FUND TYPE	TOTAL EXPENDITURES	TOTAL SPENT WITH NON-HUBS	TOTAL SPENT WITH **ADJ. HUBS 47.0%	TOTAL SPENT WITH *OTHER HUBS 10.2%	**ADJUSTED HUB GOAL 47.0%			*OTHER HUB GOAL 10.2%		
					BLACK	HISPANIC	WOMAN	ASIAN PACIFIC	NATIVE AMERICAN	WOMAN

T
N
S
-TC
C

752-UNIVERSITY OF NORTH TEXAS-Professional Services Unadjusted Goal is 20.0%

FUND TYPE	TOTAL EXPENDITURES	TOTAL SPENT WITH NON-HUBS	TOTAL SPENT WITH **ADJ. HUBS 18.1%	TOTAL SPENT WITH *OTHER HUBS 1.8%	**ADJUSTED HUB GOAL 18.1%			*OTHER HUB GOAL 1.8%	
					BLACK	HISPANIC	WOMAN	ASIAN PACIFIC	NATIVE AMERICAN

T
N
S
-TC
C

752-UNIVERSITY OF NORTH TEXAS-Other Services Unadjusted Goal is 33.0%

FUND TYPE	TOTAL EXPENDITURES	TOTAL SPENT WITH NON-HUBS	TOTAL SPENT WITH **ADJ. HUBS 33.0%	**ADJUSTED HUB GOAL 33.0%				
				ASIAN PACIFIC	BLACK	HISPANIC	NATIVE AMERICAN	WOMAN

T
N
S
-TC
C

752-UNIVERSITY OF NORTH TEXAS-Commodity Purchasing Unadjusted Goal is 12.6%

FUND TYPE	TOTAL EXPENDITURES	TOTAL SPENT WITH NON-HUBS	TOTAL SPENT WITH **ADJ. HUBS 11.5%	TOTAL SPENT WITH *OTHER HUBS 1.1%	**ADJUSTED HUB GOAL 11.5%			*OTHER HUB GOAL 1.1%	
					BLACK	HISPANIC	WOMAN	ASIAN PACIFIC	NATIVE AMERICAN

T
N
S
-TC
C

DB = DEBIT (NEGATIVE AMOUNT) * = OTHER HUBS ** = ADJUSTED HUBS *** = DOLLARS REPORTED BUT NOT SHOWN IN THESE COLUMNS. SEE COVER LETTER PARA. 4
T=TREASURY, N=NON-TREASURY, S=SUBCONTRACTOR FUNDS & PROCUREMENT CARD HUB PURCHASES, TC=TERM CONTRACT, C=CONSOLIDATED. SEE PAGE 4 OF HUB REPORT FOR FUND TYPE DESCRIPTION.

753-SAM HOUSTON STATE UNIVERSITY-Heavy Construction Unadjusted Goal is 11.9%

FUND TYPE	TOTAL EXPENDITURES	TOTAL SPENT WITH NON-HUBS AMOUNT/%	TOTAL SPENT WITH **ADJ. HUBS 8.6% AMOUNT/%	TOTAL SPENT WITH *OTHER HUBS 5.3% AMOUNT/%	**ADJUSTED HUB GOAL 6.6%			*OTHER HUB GOAL 5.3%	
					ASIAN PACIFIC AMOUNT/%	BLACK AMOUNT/%	HISPANIC AMOUNT/%	NATIVE AMERICAN AMOUNT/%	WOMAN AMOUNT/%

T									
N	\$3,864	\$3,864/100 %							
S									
TC									
C	\$3,864	\$3,864/100 %							

753-SAM HOUSTON STATE UNIVERSITY-Building Construction Unadjusted Goal is 26.1%

FUND TYPE	TOTAL EXPENDITURES	TOTAL SPENT WITH NON-HUBS	TOTAL SPENT WITH **ADJ. HUBS 25.1%	TOTAL SPENT WITH *OTHER HUBS 1.0%	**ADJUSTED HUB GOAL 25.1%			*OTHER HUB GOAL 1.0%	
					BLACK	HISPANIC	WOMAN	ASIAN PACIFIC	NATIVE AMERICAN

T	\$833,986	\$380,126/45.2%	\$459,560/54.7%		\$220,364/26.2%	\$185,092/22.0%	\$54,102/6.44%		
N	\$7,581	\$5,565/73.3%	\$2,016/26.6%			\$90/1.19%	\$1,826/25.4%		
S									
TC									
C	\$847,268	\$385,691/45.5%	\$461,576/54.4%		\$220,364/26.0%	\$185,183/21.8%	\$56,028/6.61%		

753-SAM HOUSTON STATE UNIVERSITY-Special Trade Unadjusted Goal is 57.2%

FUND TYPE	TOTAL EXPENDITURES	TOTAL SPENT WITH NON-HUBS	TOTAL SPENT WITH **ADJ. HUBS 47.0%	TOTAL SPENT WITH *OTHER HUBS 10.2%	**ADJUSTED HUB GOAL 47.0%			*OTHER HUB GOAL 10.2%		
					BLACK	HISPANIC	WOMAN	ASIAN PACIFIC	NATIVE AMERICAN	WOMAN

T	\$1,165,225	\$781,490/67.0%	\$316,142/27.1%	\$67,593/5.80%	\$77,639/6.66%	\$238,502/20.4%				\$67,593/5.80%
N	\$960,274	\$708,168/73.6%	\$81,525/8.48%	\$168,560/17.6%	\$22,203/2.31%	\$68,321/6.17%	\$103,980/10.8%			\$85,600/6.83%
S	***	***		\$7,200/.439%						\$7,200/.439%
TC	\$34,618		\$34,618/100 %			\$34,618/100 %				
C	\$2,090,661	\$1,490,658/71.2%	\$363,049/17.3%	\$244,374/11.6%	\$99,843/4.77%	\$263,205/12.6%	\$103,980/5.97%			\$140,384/6.71%

753-SAM HOUSTON STATE UNIVERSITY-Professional Services Unadjusted Goal is 20.0%

FUND TYPE	TOTAL EXPENDITURES	TOTAL SPENT WITH NON-HUBS	TOTAL SPENT WITH **ADJ. HUBS 18.1%	TOTAL SPENT WITH *OTHER HUBS 1.9%	**ADJUSTED HUB GOAL 18.1%			*OTHER HUB GOAL 1.9%	
					BLACK	HISPANIC	WOMAN	ASIAN PACIFIC	NATIVE AMERICAN

T	\$90,898	\$46,705/51.3%	\$38,446/42.2%	\$5,747/6.32%		\$16,399/18.0%	\$22,046/24.2%		
N	\$65,859	\$47,026/71.4%	\$7,273/11.0%	\$1,500/2.28%			\$7,273/13.0%		\$1,500/2.28%
S									
TC									
C	\$146,758	\$93,731/63.9%	\$45,719/31.1%	\$7,247/4.93%		\$16,399/11.1%	\$29,319/19.3%		\$7,247/4.93%

753-SAM HOUSTON STATE UNIVERSITY-Other Services Unadjusted Goal is 33.0%

FUND TYPE	TOTAL EXPENDITURES	TOTAL SPENT WITH NON-HUBS	TOTAL SPENT WITH **ADJ. HUBS 33.0%	**ADJUSTED HUB GOAL 33.0%				
				ASIAN PACIFIC	BLACK	HISPANIC	NATIVE AMERICAN	WOMAN

T	\$985,838	\$907,112/91.9%	\$79,126/8.07%						
N	\$1,654,691	\$1,470,951/88.8%	\$183,739/11.1%	\$3,680/.222%	\$47,612/2.87%	\$600/.036%			
S									
TC	\$77,732	\$75,780/97.4%	\$1,952/2.51%						\$1,952/2.51%
C	\$2,563,797	\$2,302,282/89.7%	\$261,514/10.2%	\$3,680/.143%	\$73,886/2.88%	\$600/.023%			\$183,348/7.16%

753-SAM HOUSTON STATE UNIVERSITY-Commodity Purchasing Unadjusted Goal is 12.6%

FUND TYPE	TOTAL EXPENDITURES	TOTAL SPENT WITH NON-HUBS	TOTAL SPENT WITH **ADJ. HUBS 11.5%	TOTAL SPENT WITH *OTHER HUBS 1.1%	**ADJUSTED HUB GOAL 11.5%			*OTHER HUB GOAL 1.1%	
					BLACK	HISPANIC	WOMAN	ASIAN PACIFIC	NATIVE AMERICAN

T	\$4,007,220	\$3,120,487/77.8%	\$608,418/12.6%	\$378,314/9.44%	\$32,719/.816%	\$107,027/2.67%	\$368,671/8.20%	\$378,314/9.44%	
N	\$2,907,830	\$2,686,527/92.3%	\$173,782/5.97%	\$47,520/1.63%	\$19,518/.674%	\$26,138/.885%	\$128,028/4.40%	\$47,315/1.62%	\$204/.007%
S									
TC	\$409,345	\$310,876/76.9%	\$88,863/21.7%	\$8,485/2.31%	\$525/.126%	\$31,115/7.60%	\$57,242/13.9%	\$9,485/2.31%	
C	\$5,505,706	\$5,496,039/99.8%	\$593,318/10.8%	\$416,349/6.93%	\$51,810/.906%	\$102,049/1.56%	\$439,458/6.75%	\$415,144/6.38%	\$204/.003%

DB = DEBIT (NEGATIVE AMOUNT) * = OTHER HUBS ** = ADJUSTED HUBS *** = DOLLARS REPORTED BUT NOT SHOWN IN THESE COLUMNS. SEE COVER LETTER PARA. 4
T=TREASURY, N=NON-TREASURY, S=SUBCONTRACTOR FUNDS & PROCUREMENT CARD HUB PURCHASES, TC=TERM CONTRACT, C=CONSOLIDATED. SEE PAGE 4 OF HUB REPORT FOR FUND TYPE DESCRIPTION.

754-SOUTHWEST TEXAS STATE UNIVERSITY-Heavy Construction Unadjusted Goal is 11.9%

FUND TYPE	TOTAL EXPENDITURES	TOTAL SPENT WITH NON-HUBS AMOUNT/%	TOTAL SPENT WITH **ADJ. HUBS 6.8% AMOUNT/%	TOTAL SPENT WITH *OTHER HUBS 5.3% AMOUNT/%	**ADJUSTED HUB GOAL 6.8%				*OTHER HUB GOAL 5.3% WOMAN AMOUNT/%
					ASIAN PACIFIC AMOUNT/%	BLACK AMOUNT/%	HISPANIC AMOUNT/%	NATIVE AMERICAN AMOUNT/%	
T	\$162,257	\$159,104/98.0%		\$3,153/1.94%					
N									\$3,153/1.94%
S									
-TC									
C	\$162,257	\$159,104/98.0%		\$3,153/1.94%					\$3,153/1.94%

754-SOUTHWEST TEXAS STATE UNIVERSITY-Building Construction Unadjusted Goal is 26.1%

FUND TYPE	TOTAL EXPENDITURES	TOTAL SPENT WITH NON-HUBS	TOTAL SPENT WITH **ADJ. HUBS 25.1% AMOUNT/%	TOTAL SPENT WITH *OTHER HUBS 1.0% AMOUNT/%	**ADJUSTED HUB GOAL 25.1%			*OTHER HUB GOAL 1.0%	
					BLACK	HISPANIC	WOMAN	ASIAN PACIFIC	NATIVE AMERICAN
T	\$334,416	\$331,445/99.1%	\$2,970/.888%						
N	\$11,328	\$11,328/100.0%							
S	***	***							
-TC			\$219,656/63.5%	\$1,876/.542%		\$219,656/83.5%			\$1,876/.542%
C	\$345,744	\$342,773/99.1%	\$222,627/64.3%	\$1,876/.542%		\$222,627/64.3%			\$1,876/.542%

754-SOUTHWEST TEXAS STATE UNIVERSITY-Special Trade Unadjusted Goal is 57.2%

FUND TYPE	TOTAL EXPENDITURES	TOTAL SPENT WITH NON-HUBS	TOTAL SPENT WITH **ADJ. HUBS 47.0% AMOUNT/%	TOTAL SPENT WITH *OTHER HUBS 10.2% AMOUNT/%	**ADJUSTED HUB GOAL 47.0%			*OTHER HUB GOAL 10.2%	
					BLACK	HISPANIC	WOMAN	ASIAN PACIFIC	NATIVE AMERICAN
T	\$1,524,233	\$1,086,363/71.2%	\$75,832/4.97%	\$362,036/23.7%					
N	\$3,438,630	\$2,641,431/76.8%	\$97,252/2.82%	\$689,946/20.3%	\$12,536/.364%	\$84,716/2.46%	\$58,632/1.70%		\$362,036/23.7%
S									\$641,314/18.6%
-TC									
C	\$4,962,864	\$3,727,795/75.1%	\$173,086/3.48%	\$1,061,982/21.3%	\$12,536/.292%	\$160,550/3.23%	\$58,632/1.18%		\$1,003,350/20.2%

754-SOUTHWEST TEXAS STATE UNIVERSITY-Professional Services Unadjusted Goal is 20.0%

FUND TYPE	TOTAL EXPENDITURES	TOTAL SPENT WITH NON-HUBS	TOTAL SPENT WITH **ADJ. HUBS 18.1% AMOUNT/%	TOTAL SPENT WITH *OTHER HUBS 1.8% AMOUNT/%	**ADJUSTED HUB GOAL 18.1%			*OTHER HUB GOAL 1.8%	
					BLACK	HISPANIC	WOMAN	ASIAN PACIFIC	NATIVE AMERICAN
T	\$61,218	\$60,230/98.7%	\$688/1.21%						
N	\$460,934	\$424,490/92.0%	\$20,164/4.37%	\$16,280/3.53%		\$475/.584%	\$513/.631%		
S						\$20,164/4.37%			\$16,280/3.53%
-TC									
C	\$542,152	\$504,720/93.0%	\$21,152/3.90%	\$16,280/3.00%		\$20,638/3.80%	\$513/.094%		\$16,280/3.00%

754-SOUTHWEST TEXAS STATE UNIVERSITY-Other Services Unadjusted Goal is 33.0%

FUND TYPE	TOTAL EXPENDITURES	TOTAL SPENT WITH NON-HUBS	TOTAL SPENT WITH **ADJ. HUBS 33.0% AMOUNT/%	**ADJUSTED HUB GOAL 33.0%				
				ASIAN PACIFIC	BLACK	HISPANIC	NATIVE AMERICAN	WOMAN
T	\$325,891	\$324,543/99.5%	\$1,347/.413%					
N	\$6,495,668	\$5,633,568/88.3%	\$662,279/10.1%	\$32,577/.501%	\$16,601/.255%	\$229,453/3.53%		
S								\$383,646/5.90%
-TC	\$258,920	\$258,920/100.0%						
C	\$6,562,838	\$5,689,212/89.8%	\$663,626/10.1%	\$32,577/.496%	\$16,601/.253%	\$230,800/3.51%		\$383,646/5.84%

754-SOUTHWEST TEXAS STATE UNIVERSITY-Commodity Purchasing Unadjusted Goal is 12.6%

FUND TYPE	TOTAL EXPENDITURES	TOTAL SPENT WITH NON-HUBS	TOTAL SPENT WITH **ADJ. HUBS 11.3% AMOUNT/%	TOTAL SPENT WITH *OTHER HUBS 1.1% AMOUNT/%	**ADJUSTED HUB GOAL 11.5%			*OTHER HUB GOAL 1.1%	
					BLACK	HISPANIC	WOMAN	ASIAN PACIFIC	NATIVE AMERICAN
T	\$2,417,370	\$1,913,406/79.1%	\$363,941/15.0%	\$140,022/5.79%					
N	\$10,449,123	\$9,490,758/90.8%	\$763,114/7.30%	\$195,250/1.86%	\$9,972/.095%	\$309,464/2.96%	\$443,677/4.24%		\$140,022/5.79%
S									\$195,127/1.85%
-TC									\$123/.001%
C	\$12,866,493	\$11,404,165/88.6%	\$1,127,058/8.75%	\$335,272/2.60%	\$9,972/.077%	\$576,091/4.47%	\$540,982/4.20%		\$335,148/2.60%

DB = DEBIT (NEGATIVE AMOUNT) * = OTHER HUBS ** = ADJUSTED HUBS *** = DOLLARS REPORTED BUT NOT SHOWN IN THESE COLUMNS. SEE COVER LETTER PARA. 4
T-TREASURY, N=NON-TREASURY, S=SUBCONTRACTOR FUNDS & PROCUREMENT CARD HUB PURCHASES, TC=TERM CONTRACT, C=CONSOLIDATED. SEE PAGE 4 OF HUB REPORT FOR FUND TYPE DESCRIPTION.

755-STEPHEN F AUSTIN STATE UNIVERSITY-Heavy Construction Unadjusted Goal is 11.9%

FUND TYPE	TOTAL EXPENDITURES	TOTAL SPENT WITH NON-HUBS AMOUNT/%	TOTAL SPENT WITH **ADJ. HUBS 5.6% AMOUNT/%	TOTAL SPENT WITH *OTHER HUBS 5.3% AMOUNT/%	ASIAN PACIFIC AMOUNT/%	**ADJUSTED HUB GOAL 5.6% BLACK AMOUNT/%	HISPANIC AMOUNT/%	NATIVE AMERICAN AMOUNT/%	*OTHER HUB GOAL 5.3% WOMAN AMOUNT/%
T	\$1,423	\$1,423/100 %							
N									
S									
-TC									
C	\$1,423	\$1,423/100 %							

755-STEPHEN F AUSTIN STATE UNIVERSITY-Building Construction Unadjusted Goal is 26.1%

FUND TYPE	TOTAL EXPENDITURES	TOTAL SPENT WITH NON-HUBS	TOTAL SPENT WITH **ADJ. HUBS 26.1%	TOTAL SPENT WITH *OTHER HUBS 1.0%	BLACK	**ADJUSTED HUB GOAL 25.1% HISPANIC	WOMAN	*OTHER HUB GOAL 1.0% ASIAN PACIFIC	NATIVE AMERICAN
T	\$41,221	\$41,221/100 %							
N									
S									
-TC									
C	\$41,221	\$41,221/100 %							

755-STEPHEN F AUSTIN STATE UNIVERSITY-Special Trade Unadjusted Goal is 57.2%

FUND TYPE	TOTAL EXPENDITURES	TOTAL SPENT WITH NON-HUBS	TOTAL SPENT WITH **ADJ. HUBS 47.0%	TOTAL SPENT WITH *OTHER HUBS 10.2%	BLACK	**ADJUSTED HUB GOAL 47.0% HISPANIC	ASIAN PACIFIC	*OTHER HUB GOAL 10.2% NATIVE AMERICAN	WOMAN
T	\$449,562	\$442,887/98.5%	\$6,575/1.46%						\$6,575/1.46%
N	\$1,755,438	\$1,713,013/97.5%	\$42,425/2.41%						\$42,425/2.41%
S	***	***	\$1,054,857/88.4%						\$1,054,857/88.4%
-TC									
C	\$2,205,001	\$2,156,000/97.7%	\$1,103,858/50.0%						\$1,103,858/50.0%

755-STEPHEN F AUSTIN STATE UNIVERSITY-Professional Services Unadjusted Goal is 20.0%

FUND TYPE	TOTAL EXPENDITURES	TOTAL SPENT WITH NON-HUBS	TOTAL SPENT WITH **ADJ. HUBS 18.1%	TOTAL SPENT WITH *OTHER HUBS 1.9%	BLACK	**ADJUSTED HUB GOAL 18.1% HISPANIC	WOMAN	*OTHER HUB GOAL 1.9% ASIAN PACIFIC	NATIVE AMERICAN
T	\$49,462	\$46,362/97.7%	\$1,099/2.22%						\$1,099/2.22%
N	\$219,001	\$219,001/100 %							
S									
-TC									
C	\$268,464	\$267,364/99.5%	\$1,099/.409%						\$1,099/.409%

755-STEPHEN F AUSTIN STATE UNIVERSITY-Other Services Unadjusted Goal is 33.0%

FUND TYPE	TOTAL EXPENDITURES	TOTAL SPENT WITH NON-HUBS	TOTAL SPENT WITH **ADJ. HUBS 33.0%	ASIAN PACIFIC	BLACK	**ADJUSTED HUB GOAL 33.0% HISPANIC	NATIVE AMERICAN	WOMAN
T	\$474,265	\$473,585/99.8%	\$670/.141%					\$670/.141%
N	\$7,494,000	\$7,379,185/98.4%	\$114,813/1.53%	\$1,640/.021%		\$3,457/.046%		\$109,716/1.45%
S								
-TC	\$250,078	\$250,078/100 %						
C	\$7,718,167	\$7,602,704/98.5%	\$115,483/1.48%	\$1,640/.021%		\$3,457/.044%		\$110,385/1.43%

755-STEPHEN F AUSTIN STATE UNIVERSITY-Commodity Purchasing Unadjusted Goal is 12.5%

FUND TYPE	TOTAL EXPENDITURES	TOTAL SPENT WITH NON-HUBS	TOTAL SPENT WITH **ADJ. HUBS 11.5%	TOTAL SPENT WITH *OTHER HUBS 1.1%	BLACK	**ADJUSTED HUB GOAL 11.5% HISPANIC	WOMAN	*OTHER HUB GOAL 1.1% ASIAN PACIFIC	NATIVE AMERICAN
T	\$2,054,656	\$1,476,104/71.8%	\$382,109/17.1%	\$226,442/11.0%	\$19,009/.925%	\$49,899/2.42%	\$283,198/13.7%	\$226,442/11.0%	
N	\$10,752,675	\$9,946,941/92.5%	\$651,915/6.06%	\$154,020/1.43%	\$14,885/.138%	\$109,592/1.01%	\$527,437/4.90%	\$154,020/1.43%	
S	***	***	\$3,387/5.10%	\$1,304/.191%			\$3,387/5.10%		
-TC	\$679,957	\$671,608/98.8%	\$6,744/.892%	\$1,304/.191%	\$3/.000%	\$973/.143%	\$5,757/.848%	\$1,304/.191%	
C	\$12,127,876	\$10,751,436/88.6%	\$1,000,667/8.26%	\$378,158/3.12%	\$33,891/.279%	\$158,519/1.30%	\$808,267/6.66%	\$378,158/3.12%	

DB = DEBIT (NEGATIVE AMOUNT) * = OTHER HUBS ** = ADJUSTED HUBS *** = DOLLARS REPORTED, BUT NOT SHOWN IN THESE COLUMNS. SEE COVER LETTER PARA. 4
T-TREASURY, N-NON-TREASURY, S-SUBCONTRACTOR FUNDS & PROCUREMENT CARD HUB PURCHASES, TC-TERM CONTRACT, C-CONSOLIDATED. SEE PAGE 4 OF HUB REPORT FOR FUND TYPE DESCRIPTION.

756-SUL ROSS STATE UNIVERSITY-Heavy Construction Unadjusted Goal is 11.9%

FUND TYPE	TOTAL EXPENDITURES	TOTAL SPENT WITH NON-HUBS AMOUNT/%	TOTAL SPENT WITH **ADJ. HUBS 6.6% AMOUNT/%	TOTAL SPENT WITH *OTHER HUBS 5.3% AMOUNT/%	ASIAN PACIFIC AMOUNT/%	BLACK AMOUNT/%	HISPANIC AMOUNT/%	NATIVE AMERICAN AMOUNT/%	*OTHER HUB GOAL 5.3% WOMAN AMOUNT/%
-----------	--------------------	------------------------------------	--	--	------------------------	----------------	-------------------	--------------------------	-------------------------------------

T
N
S
-TC

C

756-SUL ROSS STATE UNIVERSITY-Building Construction Unadjusted Goal is 26.1%

FUND TYPE	TOTAL EXPENDITURES	TOTAL SPENT WITH NON-HUBS	TOTAL SPENT WITH **ADJ. HUBS 25.1% AMOUNT/%	TOTAL SPENT WITH *OTHER HUBS 1.0% AMOUNT/%	BLACK AMOUNT/%	HISPANIC AMOUNT/%	WOMAN AMOUNT/%	ASIAN PACIFIC AMOUNT/%	NATIVE AMERICAN AMOUNT/%	*OTHER HUB GOAL 1.0%
-----------	--------------------	---------------------------	---	--	----------------	-------------------	----------------	------------------------	--------------------------	----------------------

T
N
S
-TC

C

756-SUL ROSS STATE UNIVERSITY-Special Trade Unadjusted Goal is 57.2%

FUND TYPE	TOTAL EXPENDITURES	TOTAL SPENT WITH NON-HUBS	TOTAL SPENT WITH **ADJ. HUBS 47.0% AMOUNT/%	TOTAL SPENT WITH *OTHER HUBS 10.2% AMOUNT/%	BLACK AMOUNT/%	HISPANIC AMOUNT/%	ASIAN PACIFIC AMOUNT/%	NATIVE AMERICAN AMOUNT/%	WOMAN AMOUNT/%	*OTHER HUB GOAL 10.2%
-----------	--------------------	---------------------------	---	---	----------------	-------------------	------------------------	--------------------------	----------------	-----------------------

T
N
S
-TC

C

756-SUL ROSS STATE UNIVERSITY-Professional Services Unadjusted Goal is 20.0%

FUND TYPE	TOTAL EXPENDITURES	TOTAL SPENT WITH NON-HUBS	TOTAL SPENT WITH **ADJ. HUBS 18.1% AMOUNT/%	TOTAL SPENT WITH *OTHER HUBS 1.8% AMOUNT/%	BLACK AMOUNT/%	HISPANIC AMOUNT/%	WOMAN AMOUNT/%	ASIAN PACIFIC AMOUNT/%	NATIVE AMERICAN AMOUNT/%	*OTHER HUB GOAL 1.8%
-----------	--------------------	---------------------------	---	--	----------------	-------------------	----------------	------------------------	--------------------------	----------------------

T
N
S
-TC

C

756-SUL ROSS STATE UNIVERSITY-Other Services Unadjusted Goal is 33.0%

FUND TYPE	TOTAL EXPENDITURES	TOTAL SPENT WITH NON-HUBS	TOTAL SPENT WITH **ADJ. HUBS 33.0% AMOUNT/%	TOTAL SPENT WITH *OTHER HUBS 1.1% AMOUNT/%	ASIAN PACIFIC AMOUNT/%	BLACK AMOUNT/%	HISPANIC AMOUNT/%	NATIVE AMERICAN AMOUNT/%	WOMAN AMOUNT/%	*OTHER HUB GOAL 1.1%
-----------	--------------------	---------------------------	---	--	------------------------	----------------	-------------------	--------------------------	----------------	----------------------

T
N
S
-TC

C

756-SUL ROSS STATE UNIVERSITY-Commodity Purchasing Unadjusted Goal is 12.6%

FUND TYPE	TOTAL EXPENDITURES	TOTAL SPENT WITH NON-HUBS	TOTAL SPENT WITH **ADJ. HUBS 11.5% AMOUNT/%	TOTAL SPENT WITH *OTHER HUBS 1.1% AMOUNT/%	BLACK AMOUNT/%	HISPANIC AMOUNT/%	WOMAN AMOUNT/%	ASIAN PACIFIC AMOUNT/%	NATIVE AMERICAN AMOUNT/%	*OTHER HUB GOAL 1.1%
-----------	--------------------	---------------------------	---	--	----------------	-------------------	----------------	------------------------	--------------------------	----------------------

T
N
S
-TC

C

DB = DEBIT (NEGATIVE AMOUNT) * = OTHER HUBS ** = ADJUSTED HUBS *** = DOLLARS REPORTED BUT NOT SHOWN IN THESE COLUMNS. SEE COVER LETTER PARA. 4
T-TREASURY, N=NON-TREASURY, S-SUBCONTRACTOR FUNDS & PROCUREMENT CARD HUB PURCHASES, TC-TERM CONTRACT, C-CONSOLIDATED. SEE PAGE 4 OF HUB REPORT FOR FUND TYPE DESCRIPTION.

757-WEST TEXAS A & M UNIVERSITY-Heavy Construction Unadjusted Goal is 11.9%									
FUND TYPE	TOTAL EXPENDITURES	TOTAL SPENT WITH NON-HUBS AMOUNT/%	TOTAL SPENT WITH **ADJ. HUBS 5.5% AMOUNT/%	TOTAL SPENT WITH *OTHER HUBS 5.3% AMOUNT/%	ASIAN PACIFIC AMOUNT/%	BLACK AMOUNT/%	HISPANIC AMOUNT/%	NATIVE AMERICAN AMOUNT/%	*OTHER HUB GOAL 5.3% WOMAN AMOUNT/%

T
N
S
-TC

C

757-WEST TEXAS A & M UNIVERSITY-Building Construction Unadjusted Goal is 25.1%									
FUND TYPE	TOTAL EXPENDITURES	TOTAL SPENT WITH NON-HUBS	TOTAL SPENT WITH **ADJ. HUBS 25.1%	TOTAL SPENT WITH *OTHER HUBS 1.0%	BLACK	HISPANIC	WOMAN	ASIAN PACIFIC	NATIVE AMERICAN

T
N
S
-TC

C

757-WEST TEXAS A & M UNIVERSITY-Special Trade Unadjusted Goal is 57.2%									
FUND TYPE	TOTAL EXPENDITURES	TOTAL SPENT WITH NON-HUBS	TOTAL SPENT WITH **ADJ. HUBS 47.0%	TOTAL SPENT WITH *OTHER HUBS 10.2%	BLACK	HISPANIC	ASIAN PACIFIC	NATIVE AMERICAN	WOMAN

T
N
S
-TC

C

757-WEST TEXAS A & M UNIVERSITY-Professional Services Unadjusted Goal is 20.0%									
FUND TYPE	TOTAL EXPENDITURES	TOTAL SPENT WITH NON-HUBS	TOTAL SPENT WITH **ADJ. HUBS 15.1%	TOTAL SPENT WITH *OTHER HUBS 1.8%	BLACK	HISPANIC	WOMAN	ASIAN PACIFIC	NATIVE AMERICAN

T
N
S
-TC

C

757-WEST TEXAS A & M UNIVERSITY-Other Services Unadjusted Goal is 33.0%									
FUND TYPE	TOTAL EXPENDITURES	TOTAL SPENT WITH NON-HUBS	TOTAL SPENT WITH **ADJ. HUBS 31.0%	ASIAN PACIFIC	BLACK	HISPANIC	NATIVE AMERICAN	WOMAN	

T
N
S
-TC

C

757-WEST TEXAS A & M UNIVERSITY-Commodity Purchasing Unadjusted Goal is 12.8%									
FUND TYPE	TOTAL EXPENDITURES	TOTAL SPENT WITH NON-HUBS	TOTAL SPENT WITH **ADJ. HUBS 11.5%	TOTAL SPENT WITH *OTHER HUBS 1.1%	BLACK	HISPANIC	WOMAN	ASIAN PACIFIC	NATIVE AMERICAN

T
N
S
-TC

C

DB = DEBIT (NEGATIVE AMOUNT) * = OTHER HUBS ** = ADJUSTED HUBS *** = DOLLARS REPORTED BUT NOT SHOWN IN THESE COLUMNS. SEE COVER LETTER PARA. 4
T=TREASURY, N=NON-TREASURY, S=SUBCONTRACTOR FUNDS & PROCUREMENT CARD HUB PURCHASES, TC=TERM CONTRACT, C=CONSOLIDATED. SEE PAGE 4 OF HUB REPORT FOR FUND TYPE DESCRIPTION.

758-TX STATE UNIV SYST. BOARD OF REGENTS-Heavy Construction Unadjusted Goal is 11.9%

FUND TYPE	TOTAL EXPENDITURES	TOTAL SPENT WITH NON-HUBS AMOUNT/%	TOTAL SPENT WITH **ADJ. HUBS 6.6% AMOUNT/%	TOTAL SPENT WITH *OTHER HUBS 5.3% AMOUNT/%	**ADJUSTED HUB GOAL 6.6%				*OTHER HUB GOAL 5.3%	
					ASIAN PACIFIC AMOUNT/%	BLACK AMOUNT/%	HISPANIC AMOUNT/%	NATIVE AMERICAN AMOUNT/%	WOMAN AMOUNT/%	

T
N
S
-TC

C

758-TX STATE UNIV SYST. BOARD OF REGENTS-Building Construction Unadjusted Goal is 26.1%

FUND TYPE	TOTAL EXPENDITURES	TOTAL SPENT WITH NON-HUBS	TOTAL SPENT WITH **ADJ. HUBS 25.1%	TOTAL SPENT WITH *OTHER HUBS 1.0%	**ADJUSTED HUB GOAL 25.1%			*OTHER HUB GOAL 1.0%	
					BLACK	HISPANIC	WOMAN	ASIAN PACIFIC	NATIVE AMERICAN

T
N
S
-TC

C

758-TX STATE UNIV SYST. BOARD OF REGENTS-Special Trade Unadjusted Goal is 57.2%

FUND TYPE	TOTAL EXPENDITURES	TOTAL SPENT WITH NON-HUBS	TOTAL SPENT WITH **ADJ. HUBS 47.0%	TOTAL SPENT WITH *OTHER HUBS 10.2%	**ADJUSTED HUB GOAL 47.0%		*OTHER HUB GOAL 10.2%		
					BLACK	HISPANIC	ASIAN PACIFIC	NATIVE AMERICAN	WOMAN

T
N
S
-TC

C

758-TX STATE UNIV SYST. BOARD OF REGENTS-Professional Services Unadjusted Goal is 20.0%

FUND TYPE	TOTAL EXPENDITURES	TOTAL SPENT WITH NON-HUBS	TOTAL SPENT WITH **ADJ. HUBS 18.1%	TOTAL SPENT WITH *OTHER HUBS 1.9%	**ADJUSTED HUB GOAL 18.1%			*OTHER HUB GOAL 1.9%	
					BLACK	HISPANIC	WOMAN	ASIAN PACIFIC	NATIVE AMERICAN

T
N
S
-TC

C

758-TX STATE UNIV SYST. BOARD OF REGENTS-Other Services Unadjusted Goal is 33.0%

FUND TYPE	TOTAL EXPENDITURES	TOTAL SPENT WITH NON-HUBS	TOTAL SPENT WITH **ADJ. HUBS 33.0%	TOTAL SPENT WITH *OTHER HUBS 1.1%	**ADJUSTED HUB GOAL 33.0%				
					ASIAN PACIFIC	BLACK	HISPANIC	NATIVE AMERICAN	WOMAN
T	\$14,050	\$11,831/84.2%	\$2,218/15.7%	\$83,222/100%	\$21/.150%	\$95/.678%	\$83,222/100%		\$2,102/14.9%
N	\$83,222								
S									
-TC	\$2,078	\$2,078/100%							
C	\$95,194	\$9,752/10.2%	\$85,441/88.7%		\$21/.022%	\$95/.099%	\$83,222/87.4%		\$2,102/2.20%

T
N
S
-TC

C

758-TX STATE UNIV SYST. BOARD OF REGENTS-Commodity Purchasing Unadjusted Goal is 12.6%

FUND TYPE	TOTAL EXPENDITURES	TOTAL SPENT WITH NON-HUBS	TOTAL SPENT WITH **ADJ. HUBS 11.5%	TOTAL SPENT WITH *OTHER HUBS 1.1%	**ADJUSTED HUB GOAL 11.5%			*OTHER HUB GOAL 1.1%	
					BLACK	HISPANIC	WOMAN	ASIAN PACIFIC	NATIVE AMERICAN
T	\$36,952	\$23,847/64.5%	\$11,958/32.3%	\$1,146/3.10%	\$6,279/16.9%		\$5,680/15.3%	\$1,060/2.87%	\$85/.231%
N									
S									
-TC	\$12,607	\$12,607/100%							
C	\$24,344	\$11,239/46.1%	\$11,858/48.1%	\$1,146/4.70%	\$6,279/25.7%		\$5,680/23.3%	\$1,060/4.35%	\$85/.351%

T
N
S
-TC

DB = DEBIT (NEGATIVE AMOUNT) * = OTHER HUBS ** = ADJUSTED HUBS *** = DOLLARS REPORTED BUT NOT SHOWN IN THESE COLUMNS. SEE COVER LETTER PARA. 4
T-TREASURY, N=NON-TREASURY, S-SUBCONTRACTOR FUNDS & PROCUREMENT CARD HUB PURCHASES, TC-TERM CONTRACT, C-CONSOLIDATED. SEE PAGE 4 OF HUB REPORT FOR FUND TYPE DESCRIPTION.

759-UNIVERSITY OF HOUSTON - CLEAR LAKE-Heavy Construction Unadjusted Goal is 11.9%

FUND TYPE	TOTAL EXPENDITURES	TOTAL SPENT WITH NON-HUBS AMOUNT/%	TOTAL SPENT WITH **ADJ HUBS 6.6% AMOUNT/%	TOTAL SPENT WITH *OTHER HUBS 5.3% AMOUNT/%	**ADJUSTED HUB GOAL 6.6%				*OTHER HUB GOAL 5.3% WOMAN AMOUNT/%
					ASIAN PACIFIC AMOUNT/%	BLACK AMOUNT/%	HISPANIC AMOUNT/%	NATIVE AMERICAN AMOUNT/%	
T									
N									
S									
-TC									
C									

759-UNIVERSITY OF HOUSTON - CLEAR LAKE-Building Construction Unadjusted Goal is 28.1%

FUND TYPE	TOTAL EXPENDITURES	TOTAL SPENT WITH NON-HUBS	TOTAL SPENT WITH **ADJ HUBS 25.1%	TOTAL SPENT WITH *OTHER HUBS 1.0%	**ADJUSTED HUB GOAL 25.1%			*OTHER HUB GOAL 1.0%	
					BLACK	HISPANIC	WOMAN	ASIAN PACIFIC	NATIVE AMERICAN
T	\$17,815DB	\$17,815DB							
N	\$22,526	\$25,542DB	\$3,015			\$375		\$2,640	
S									
-TC									
C	\$40,342DB	\$43,358DB	\$3,015			\$375		\$2,640	

759-UNIVERSITY OF HOUSTON - CLEAR LAKE-Special Trade Unadjusted Goal is 57.2%

FUND TYPE	TOTAL EXPENDITURES	TOTAL SPENT WITH NON-HUBS	TOTAL SPENT WITH **ADJ HUBS 47.0%	TOTAL SPENT WITH *OTHER HUBS 10.2%	**ADJUSTED HUB GOAL 47.0%			*OTHER HUB GOAL 10.2%	
					BLACK	HISPANIC	WOMAN	ASIAN PACIFIC	NATIVE AMERICAN
T	\$579,132	\$645,275/88.1%	\$24,532/4.23%	\$9,322/1.60%		\$24,532/4.23%		\$9,322/1.60%	
N	\$1,502,093	\$1,080,038/71.8%		\$422,055/28.0%				\$422,055/28.0%	
S									
-TC	\$24,092		\$24,092/100%			\$24,092/100%			
C	\$2,057,132	\$1,625,315/79.0%	\$440/.021%	\$431,377/20.9%		\$440/.021%		\$431,377/20.9%	

759-UNIVERSITY OF HOUSTON - CLEAR LAKE-Professional Services Unadjusted Goal is 20.0%

FUND TYPE	TOTAL EXPENDITURES	TOTAL SPENT WITH NON-HUBS	TOTAL SPENT WITH **ADJ HUBS 18.1%	TOTAL SPENT WITH *OTHER HUBS 1.9%	**ADJUSTED HUB GOAL 18.1%			*OTHER HUB GOAL 1.9%	
					BLACK	HISPANIC	WOMAN	ASIAN PACIFIC	NATIVE AMERICAN
T	\$8,371	\$8,371/100%							
N	\$21,512	\$21,512/100%							
S									
-TC									
C	\$27,883	\$27,883/100%							

759-UNIVERSITY OF HOUSTON - CLEAR LAKE-Other Services Unadjusted Goal is 33.0%

FUND TYPE	TOTAL EXPENDITURES	TOTAL SPENT WITH NON-HUBS	TOTAL SPENT WITH **ADJ HUBS 33.0%	**ADJUSTED HUB GOAL 33.0%				
				ASIAN PACIFIC	BLACK	HISPANIC	NATIVE AMERICAN	WOMAN
T	\$355,073	\$301,993/85.0%	\$53,080/14.9%					
N	\$1,247,034	\$1,114,950/89.4%	\$132,084/10.5%	\$186/.046%	\$22,050/5.21%	\$5,030/1.41%	\$14,425/4.06%	\$11,408/3.21%
S				\$158/.012%	\$21,289/1.70%		\$400/.032%	\$110,236/8.83%
-TC	\$29,760	\$29,760/100%						
C	\$1,572,346	\$1,347,162/88.2%	\$185,164/11.7%	\$323/.020%	\$43,340/2.75%	\$5,030/.320%	\$14,825/.942%	\$121,844/7.73%

759-UNIVERSITY OF HOUSTON - CLEAR LAKE-Commodity Purchasing Unadjusted Goal is 12.6%

FUND TYPE	TOTAL EXPENDITURES	TOTAL SPENT WITH NON-HUBS	TOTAL SPENT WITH **ADJ HUBS 11.5%	TOTAL SPENT WITH *OTHER HUBS 1.1%	**ADJUSTED HUB GOAL 11.5%			*OTHER HUB GOAL 1.1%	
					BLACK	HISPANIC	WOMAN	ASIAN PACIFIC	NATIVE AMERICAN
T	\$2,510,014	\$1,405,450/53.8%	\$383,701/14.7%	\$820,862/31.4%					
N	\$1,170,925	\$601,200/58.4%	\$182,742/15.6%	\$186,983/15.9%	\$49,588/1.89%	\$21,205/.812%	\$312,908/11.9%	\$820,120/31.4%	
S					\$14,379/1.22%	\$23,403/1.99%	\$144,859/12.3%	\$186,983/15.9%	
-TC	\$265,288	\$259,848/98.0%	\$8,800/3.31%	\$1,640/.618%		\$5,366/2.02%	\$3,434/1.28%	\$1,383/.521%	
C	\$3,515,650	\$1,951,802/55.5%	\$597,642/15.8%	\$1,006,205/28.5%	\$63,968/1.81%	\$29,243/1.11%	\$454,431/12.9%	\$1,005,720/28.6%	

DB = DEBIT (NEGATIVE AMOUNT) * = OTHER HUBS ** = ADJUSTED HUBS *** = DOLLARS REPORTED BUT NOT SHOWN IN THESE COLUMNS. SEE COVER LETTER PARA. 4
T=TREASURY, N=NON-TREASURY, S=SUBCONTRACTOR FUNDS & PROCUREMENT CARD HUB PURCHASES, TC=TERM CONTRACT, C=CONSOLIDATED. SEE PAGE 4 OF HUB REPORT FOR FUND TYPE DESCRIPTION.

FUND TYPE	TOTAL EXPENDITURES	TOTAL SPENT WITH NON-HUBS AMOUNT/%	760-TEXAS A & M UNIV. - CORPUS		CHRISTI-Heavy Construction Unadjusted Goal is 11.9%				*OTHER HUB GOAL 5.3% WOMAN AMOUNT/%
			TOTAL SPENT WITH **ADJ HUBS 8.5% AMOUNT/%	TOTAL SPENT WITH *OTHER HUBS 3.4% AMOUNT/%	ASIAN PACIFIC AMOUNT/%	**ADJUSTED HUB GOAL 6.6% BLACK AMOUNT/%	HISPANIC AMOUNT/%	NATIVE AMERICAN AMOUNT/%	
T									
N	\$1,980	\$1,980/100 %							
S									
TC									
C	\$1,980	\$1,980/100 %							

FUND TYPE	TOTAL EXPENDITURES	TOTAL SPENT WITH NON-HUBS	760-TEXAS A & M UNIV. - CORPUS		CHRISTI-Building Construction Unadjusted Goal is 26.1%			*OTHER HUB GOAL 1.0%	
			TOTAL SPENT WITH **ADJ HUBS 25.1% AMOUNT/%	TOTAL SPENT WITH *OTHER HUBS 1.0% AMOUNT/%	BLACK AMOUNT/%	**ADJUSTED HUB GOAL 25.1% HISPANIC AMOUNT/%	WOMAN AMOUNT/%	ASIAN PACIFIC AMOUNT/%	NATIVE AMERICAN AMOUNT/%
T	\$112,711	\$87,831/77.6%	\$24,879/22.0%						
N	\$808,783	\$662,455/82.1%	\$144,327/17.8%			\$300/.037%	\$144,027/17.8%		
S									
TC									
C	\$819,494	\$750,287/81.5%	\$169,207/18.4%			\$300/.032%	\$168,907/18.3%		

FUND TYPE	TOTAL EXPENDITURES	TOTAL SPENT WITH NON-HUBS	760-TEXAS A & M UNIV. - CORPUS		CHRISTI-Special Trade Unadjusted Goal is 57.2%			*OTHER HUB GOAL 10.2%	
			TOTAL SPENT WITH **ADJ HUBS 47.0% AMOUNT/%	TOTAL SPENT WITH *OTHER HUBS 10.2% AMOUNT/%	BLACK AMOUNT/%	**ADJUSTED HUB GOAL 47.0% HISPANIC AMOUNT/%	WOMAN AMOUNT/%	ASIAN PACIFIC AMOUNT/%	NATIVE AMERICAN AMOUNT/%
T	\$1,008,280	\$710,351/70.4%	\$294,930/29.4%	\$202,998/20.1%					
N	\$413,280	\$407,947/98.7%	\$4,288/1.03%	\$1,045/.252%				\$202,998/20.1%	\$1,045/.252%
S									
TC	\$936	\$936/100 %							
C	\$1,420,623	\$1,117,362/78.6%	\$299,216/6.98%	\$204,043/14.3%		\$299,216/6.98%			\$204,043/14.3%

FUND TYPE	TOTAL EXPENDITURES	TOTAL SPENT WITH NON-HUBS	760-TEXAS A & M UNIV. - CORPUS		CHRISTI-Professional Services Unadjusted Goal is 20.0%			*OTHER HUB GOAL 1.9%	
			TOTAL SPENT WITH **ADJ HUBS 18.1% AMOUNT/%	TOTAL SPENT WITH *OTHER HUBS 1.9% AMOUNT/%	BLACK AMOUNT/%	**ADJUSTED HUB GOAL 18.1% HISPANIC AMOUNT/%	WOMAN AMOUNT/%	ASIAN PACIFIC AMOUNT/%	NATIVE AMERICAN AMOUNT/%
T									
N	\$251,355	\$251,355/100 %							
S									
TC									
C	\$251,355	\$251,355/100 %							

FUND TYPE	TOTAL EXPENDITURES	TOTAL SPENT WITH NON-HUBS	760-TEXAS A & M UNIV. - CORPUS		CHRISTI-Other Services Unadjusted Goal is 33.0%				
			TOTAL SPENT WITH **ADJ HUBS 33.0% AMOUNT/%	TOTAL SPENT WITH *OTHER HUBS 1.1% AMOUNT/%	ASIAN PACIFIC AMOUNT/%	**ADJUSTED HUB GOAL 33.0% BLACK AMOUNT/%	HISPANIC AMOUNT/%	NATIVE AMERICAN AMOUNT/%	WOMAN AMOUNT/%
T	\$621,804	\$601,782/96.7%	\$20,021/3.22%						
N	\$1,265,729	\$1,209,942/95.2%	\$59,786/4.72%			\$2,373/.187%	\$60/.008%	\$50,376/3.98%	\$889/.159%
S									\$7,037/.556%
TC	\$111,384	\$111,384/100 %							
C	\$1,776,149	\$1,695,340/95.5%	\$79,808/4.49%			\$2,403/.135%	\$60/.003%	\$69,316/3.90%	\$8,027/.451%

FUND TYPE	TOTAL EXPENDITURES	TOTAL SPENT WITH NON-HUBS	760-TEXAS A & M UNIV. - CORPUS		CHRISTI-Commodity Purchasing Unadjusted Goal is 12.6%				
			TOTAL SPENT WITH **ADJ HUBS 11.5% AMOUNT/%	TOTAL SPENT WITH *OTHER HUBS 1.1% AMOUNT/%	BLACK AMOUNT/%	**ADJUSTED HUB GOAL 11.5% HISPANIC AMOUNT/%	WOMAN AMOUNT/%	*OTHER HUB GOAL 1.1% ASIAN PACIFIC AMOUNT/%	NATIVE AMERICAN AMOUNT/%
T	\$2,425,973	\$2,003,308/82.5%	\$178,490/7.39%	\$243,177/10.0%					
N	\$4,684,435	\$4,472,213/95.8%	\$120,306/2.57%	\$71,916/1.54%		\$18,023/.742%	\$69,722/2.87%	\$91,744/3.76%	\$243,177/10.0%
S						\$22,057/.472%	\$28,524/.811%	\$69,724/1.48%	\$71,916/1.54%
TC	\$148,862	\$144,350/96.9%	\$1,254/.842%	\$3,327/2.23%			\$13/.008%	\$1,241/.833%	\$3,327/2.23%
C	\$6,941,446	\$6,331,138/91.2%	\$298,541/4.30%	\$311,766/4.49%		\$40,080/.577%	\$98,234/1.41%	\$160,226/2.30%	\$311,766/4.49%

DB = DEBIT (NEGATIVE AMOUNT) * = OTHER HUBS ** = ADJUSTED HUBS *** = DOLLARS REPORTED BUT NOT SHOWN IN THESE COLUMNS. SEE COVER LETTER PARA. 4
T=TREASURY, N=NON-TREASURY, S=SUBCONTRACTOR FUNDS & PROCUREMENT CARD HUB PURCHASES, TC=TERM CONTRACT, C=CONSOLIDATED. SEE PAGE 4 OF HUB REPORT FOR FUND TYPE DESCRIPTION.

761-TX A & M INTERNATIONAL UNIV-Heavy Construction Unadjusted Goal is 11.9%

FUND TYPE	TOTAL EXPENDITURES	TOTAL SPENT WITH NON-HUBS AMOUNT/%	TOTAL SPENT WITH **ADJ. HUBS 6.6% AMOUNT/%	TOTAL SPENT WITH *OTHER HUBS 5.3% AMOUNT/%	**ADJUSTED HUB GOAL 6.6%			*OTHER HUB GOAL 5.3%	
					ASIAN PACIFIC AMOUNT/%	BLACK AMOUNT/%	HISPANIC AMOUNT/%	NATIVE AMERICAN AMOUNT/%	WOMAN AMOUNT/%
T									
N									
S									
TC									
C									

761-TX A & M INTERNATIONAL UNIV-Building Construction Unadjusted Goal is 26.1%

FUND TYPE	TOTAL EXPENDITURES	TOTAL SPENT WITH NON-HUBS	TOTAL SPENT WITH **ADJ. HUBS 25.1% AMOUNT/%	TOTAL SPENT WITH *OTHER HUBS 1.0% AMOUNT/%	**ADJUSTED HUB GOAL 25.1%			*OTHER HUB GOAL 1.0%	
					BLACK	HISPANIC	WOMAN	ASIAN PACIFIC	NATIVE AMERICAN
T	\$13,850	\$13,850/100 %							
N									
S									
TC									
C	\$13,850	\$13,850/100 %							

761-TX A & M INTERNATIONAL UNIV-Special Trade Unadjusted Goal is 57.2%

FUND TYPE	TOTAL EXPENDITURES	TOTAL SPENT WITH NON-HUBS	TOTAL SPENT WITH **ADJ. HUBS 57.0% AMOUNT/%	TOTAL SPENT WITH *OTHER HUBS 10.2% AMOUNT/%	**ADJUSTED HUB GOAL 47.0%			*OTHER HUB GOAL 10.2%		
					BLACK	HISPANIC	WOMAN	ASIAN PACIFIC	NATIVE AMERICAN	WOMAN
T	\$50,489	\$49,061/97.1%	\$1,428/2.82%			\$1,428/2.82%				
N										
S										
TC										
C	\$50,489	\$49,061/97.1%	\$1,428/2.82%			\$1,428/2.82%				

761-TX A & M INTERNATIONAL UNIV-Professional Services Unadjusted Goal is 20.0%

FUND TYPE	TOTAL EXPENDITURES	TOTAL SPENT WITH NON-HUBS	TOTAL SPENT WITH **ADJ. HUBS 18.1% AMOUNT/%	TOTAL SPENT WITH *OTHER HUBS 1.9% AMOUNT/%	**ADJUSTED HUB GOAL 18.1%			*OTHER HUB GOAL 1.9%		
					BLACK	HISPANIC	WOMAN	ASIAN PACIFIC	NATIVE AMERICAN	NATIVE AMERICAN
T	\$358,437	\$233,397/65.1%	\$125,039/34.8%			\$125,039/34.8%				
N	\$698,915	\$368,515/52.8%	\$328,300/47.1%			\$328,300/47.1%				
TC										
C	\$1,055,352	\$602,012/57.0%	\$453,339/42.9%			\$453,339/42.9%				

761-TX A & M INTERNATIONAL UNIV-Other Services Unadjusted Goal is 33.0%

FUND TYPE	TOTAL EXPENDITURES	TOTAL SPENT WITH NON-HUBS	TOTAL SPENT WITH **ADJ. HUBS 33.0% AMOUNT/%	**ADJUSTED HUB GOAL 33.0%					*OTHER HUB GOAL 1.1%
				ASIAN PACIFIC	BLACK	HISPANIC	NATIVE AMERICAN	WOMAN	
T	\$487,455	\$473,022/97.0%	\$14,433/2.85%	\$4,833/.991%	\$250/.071%	\$8,278/1.69%		\$871/.188%	
N	\$478,428	\$455,008/95.1%	\$23,420/4.83%	\$3,116/.650%	\$112/.023%			\$20,192/4.21%	
TC	\$248,562	\$246,562/100 %							
C	\$720,322	\$682,468/94.7%	\$37,853/5.25%	\$7,949/1.10%	\$462/.064%	\$8,278/1.14%		\$21,153/2.93%	

761-TX A & M INTERNATIONAL UNIV-Commodity Purchasing Unadjusted Goal is 12.6%

FUND TYPE	TOTAL EXPENDITURES	TOTAL SPENT WITH NON-HUBS	TOTAL SPENT WITH **ADJ. HUBS 11.5% AMOUNT/%	TOTAL SPENT WITH *OTHER HUBS 1.1% AMOUNT/%	**ADJUSTED HUB GOAL 11.5%			*OTHER HUB GOAL 1.1%		
					BLACK	HISPANIC	WOMAN	ASIAN PACIFIC	NATIVE AMERICAN	NATIVE AMERICAN
T	\$1,324,088	\$787,643/59.4%	\$405,420/30.6%	\$131,024/8.89%	\$10,348/.781%	\$137,415/10.3%	\$257,655/18.4%	\$128,364/8.69%	\$2,860/.200%	
N	\$851,247	\$481,943/56.6%	\$305,817/32.1%	\$163,487/17.1%	\$11,627/1.22%	\$54,259/5.70%	\$238,929/25.2%	\$156,853/16.4%	\$6,624/.696%	
TC	\$115,883	\$112,216/97.0%	\$2,899/2.50%	\$568/.491%			\$2,899/2.50%	\$568/.491%		
C	\$2,159,652	\$1,157,369/53.5%	\$708,338/32.7%	\$293,843/13.6%	\$21,977/1.01%	\$191,674/8.87%	\$484,686/22.9%	\$284,659/13.1%	\$9,284/.428%	

DB = DEBIT (NEGATIVE AMOUNT) * = OTHER HUBS ** = ADJUSTED HUBS *** = DOLLARS REPORTED BUT NOT SHOWN IN THESE COLUMNS. SEE COVER LETTER PARA. 4
T=TREASURY, N=NON-TREASURY, S=SUBCONTRACTOR FUNDS & PROCUREMENT CARD HUB PURCHASES, TC=TERM CONTRACT, C=CONSOLIDATED. SEE PAGE 4 OF HUB REPORT FOR FUND TYPE DESCRIPTION.

763-UNT HEALTH SCIENCE CTR AT FORT WORTH-Heavy Construction Unadjusted Goal is 11.9%

FUND TYPE	TOTAL EXPENDITURES	TOTAL SPENT WITH NON-HUBS AMOUNT/%	TOTAL SPENT WITH **ADJ. HUBS 8.6% AMOUNT/%	TOTAL SPENT WITH *OTHER HUBS 3.3% AMOUNT/%	ASIAN PACIFIC AMOUNT/%	BLACK AMOUNT/%	HISPANIC AMOUNT/%	NATIVE AMERICAN AMOUNT/%	*OTHER HUB GOAL 5.3% WOMAN AMOUNT/%
T									
N									
S									
-TC									
C									

763-UNT HEALTH SCIENCE CTR AT FORT WORTH-Building Construction Unadjusted Goal is 26.1%

FUND TYPE	TOTAL EXPENDITURES	TOTAL SPENT WITH NON-HUBS	TOTAL SPENT WITH **ADJ. HUBS 25.1%	TOTAL SPENT WITH *OTHER HUBS 1.0%	BLACK	HISPANIC	WOMAN	*OTHER HUB GOAL 1.0% ASIAN PACIFIC NATIVE AMERICAN
T	\$287,457	\$287,457/100 %						
N								
S								
-TC								
C	\$287,457	\$287,457/100 %						

763-UNT HEALTH SCIENCE CTR AT FORT WORTH-Special Trade Unadjusted Goal is 57.2%

FUND TYPE	TOTAL EXPENDITURES	TOTAL SPENT WITH NON-HUBS	TOTAL SPENT WITH **ADJ. HUBS 47.0%	TOTAL SPENT WITH *OTHER HUBS 10.2%	BLACK	HISPANIC	ASIAN PACIFIC	NATIVE AMERICAN	WOMAN	*OTHER HUB GOAL 10.2%
T	\$626,580	\$355,783/56.8%	\$38,366/7.28%	\$122,431/23.2%		\$38,365/7.28%			\$1,315/.248%	\$121,115/23.0%
N	\$69,207	\$61,153/88.3%	\$198/.286%	\$7,854/11.3%	\$198/.286%					\$7,854/11.3%
-TC										
C	\$695,787	\$426,937/71.6%	\$38,563/8.47%	\$130,285/21.8%	\$198/.283%	\$38,365/8.43%		\$1,315/.220%		\$128,970/21.8%

763-UNT HEALTH SCIENCE CTR AT FORT WORTH-Professional Services Unadjusted Goal is 20.0%

FUND TYPE	TOTAL EXPENDITURES	TOTAL SPENT WITH NON-HUBS	TOTAL SPENT WITH **ADJ. HUBS 16.1%	TOTAL SPENT WITH *OTHER HUBS 3.9%	BLACK	HISPANIC	WOMAN	*OTHER HUB GOAL 1.9% ASIAN PACIFIC NATIVE AMERICAN
T	\$146,356	\$146,356/100 %						
N	\$2,557,608	\$2,551,258/99.7%	\$8,349/.248%				\$6,349/.248%	
-TC								
C	\$2,703,964	\$2,697,614/99.7%	\$6,348/.234%				\$6,348/.234%	

763-UNT HEALTH SCIENCE CTR AT FORT WORTH-Other Services Unadjusted Goal is 33.0%

FUND TYPE	TOTAL EXPENDITURES	TOTAL SPENT WITH NON-HUBS	TOTAL SPENT WITH **ADJ. HUBS 33.0%	TOTAL SPENT WITH *OTHER HUBS 1.1%	ASIAN PACIFIC	BLACK	HISPANIC	NATIVE AMERICAN	WOMAN	*OTHER HUB GOAL 33.0%
T	\$715,681	\$614,705/85.8%	\$100,975/14.1%			\$15,058/2.10%	\$23,861/3.34%	\$1,300/.181%	\$60,856/8.47%	
N	\$1,807,473	\$1,783,912/97.5%	\$43,561/2.41%			\$10,052/.556%	\$5,261/.291%		\$28,247/1.56%	
-TC	\$72,953	\$72,953/100 %								
C	\$2,450,201	\$2,305,665/94.1%	\$144,536/5.89%			\$25,109/1.02%	\$28,223/1.19%	\$1,300/.053%		\$88,903/3.62%

763-UNT HEALTH SCIENCE CTR AT FORT WORTH-Commodity Purchasing Unadjusted Goal is 12.8%

FUND TYPE	TOTAL EXPENDITURES	TOTAL SPENT WITH NON-HUBS	TOTAL SPENT WITH **ADJ. HUBS 11.5%	TOTAL SPENT WITH *OTHER HUBS 1.3%	BLACK	HISPANIC	WOMAN	ASIAN PACIFIC	NATIVE AMERICAN	*OTHER HUB GOAL 1.1%
T	\$3,370,980	\$2,169,422/64.3%	\$1,101,856/32.6%	\$99,681/2.95%	\$114,658/3.40%	\$133,691/3.96%	\$853,505/25.3%	\$95,638/2.83%	\$4,042/.119%	
N	\$3,066,998	\$2,622,787/82.2%	\$543,267/17.7%	\$944/.030%	\$40,457/1.31%	\$123,548/4.02%	\$379,260/12.3%	\$328/.010%	\$615/.020%	
-TC	\$450,333	\$433,426/96.2%	\$13,781/3.05%	\$2,145/.688%		\$51/.011%	\$13,710/3.04%		\$3,145/.688%	
C	\$5,987,825	\$4,258,783/71.1%	\$1,631,381/27.2%	\$97,480/1.62%	\$195,117/2.59%	\$257,188/4.29%	\$1,219,055/20.3%	\$92,822/1.55%		\$4,657/.077%

DB = DEBIT (NEGATIVE AMOUNT) * = OTHER HUBS ** = ADJUSTED HUBS *** = DOLLARS REPORTED BUT NOT SHOWN IN THESE COLUMNS. SEE COVER LETTER PARA. 4
T=TREASURY, N=NON-TREASURY, S=SUBCONTRACTOR FUNDS & PROCUREMENT CARD HUB PURCHASES, TC=TERM CONTRACT, C=CONSOLIDATED. SEE PAGE 4 OF HUB REPORT FOR FUND TYPE DESCRIPTION.

764-TEXAS A&M UNIVERSITY-TEXARKANA-Heavy Construction Unadjusted Goal is 11.9%

FUND TYPE	TOTAL EXPENDITURES	TOTAL SPENT WITH NON-HUBS AMOUNT/%	TOTAL SPENT WITH **ADJ. HUBS 6.6% AMOUNT/%	TOTAL SPENT WITH *OTHER HUBS 5.3% AMOUNT/%	ASIAN PACIFIC AMOUNT/%	**ADJUSTED HUB GOAL 6.6% BLACK AMOUNT/%	HISPANIC AMOUNT/%	NATIVE AMERICAN AMOUNT/%	*OTHER HUB GOAL 5.3% WOMAN AMOUNT/%
-----------	--------------------	------------------------------------	--	--	------------------------	--	-------------------	--------------------------	--

T
N
S
-TC
C

764-TEXAS A&M UNIVERSITY-TEXARKANA-Building Construction Unadjusted Goal is 26.1%

FUND TYPE	TOTAL EXPENDITURES	TOTAL SPENT WITH NON-HUBS	TOTAL SPENT WITH **ADJ. HUBS 26.1%	TOTAL SPENT WITH *OTHER HUBS 1.0%	BLACK	**ADJUSTED HUB GOAL 26.1% HISPANIC	WOMAN	*OTHER HUB GOAL 1.0% ASIAN PACIFIC	NATIVE AMERICAN
-----------	--------------------	---------------------------	------------------------------------	-----------------------------------	-------	---------------------------------------	-------	---------------------------------------	-----------------

T
N
S
-TC
C

764-TEXAS A&M UNIVERSITY-TEXARKANA-Special Trade Unadjusted Goal is 57.2%

FUND TYPE	TOTAL EXPENDITURES	TOTAL SPENT WITH NON-HUBS	TOTAL SPENT WITH **ADJ. HUBS 47.0%	TOTAL SPENT WITH *OTHER HUBS 10.2%	BLACK	**ADJUSTED HUB GOAL 47.0% HISPANIC	ASIAN PACIFIC	*OTHER HUB GOAL 10.2% NATIVE AMERICAN	WOMAN
-----------	--------------------	---------------------------	------------------------------------	------------------------------------	-------	---------------------------------------	---------------	--	-------

T
N
S
-TC
C

764-TEXAS A&M UNIVERSITY-TEXARKANA-Professional Services Unadjusted Goal is 20.0%

FUND TYPE	TOTAL EXPENDITURES	TOTAL SPENT WITH NON-HUBS	TOTAL SPENT WITH **ADJ. HUBS 18.1%	TOTAL SPENT WITH *OTHER HUBS 1.9%	BLACK	**ADJUSTED HUB GOAL 18.1% HISPANIC	WOMAN	*OTHER HUB GOAL 1.9% ASIAN PACIFIC	NATIVE AMERICAN
-----------	--------------------	---------------------------	------------------------------------	-----------------------------------	-------	---------------------------------------	-------	---------------------------------------	-----------------

T
N
S
-TC
C

764-TEXAS A&M UNIVERSITY-TEXARKANA-Other Services Unadjusted Goal is 33.0%

FUND TYPE	TOTAL EXPENDITURES	TOTAL SPENT WITH NON-HUBS	TOTAL SPENT WITH **ADJ. HUBS 33.0%	ASIAN PACIFIC	BLACK	**ADJUSTED HUB GOAL 33.0% HISPANIC	NATIVE AMERICAN	WOMAN
-----------	--------------------	---------------------------	------------------------------------	---------------	-------	---------------------------------------	-----------------	-------

T
N
S
-TC
C

764-TEXAS A&M UNIVERSITY-TEXARKANA-Commodity Purchasing Unadjusted Goal is 12.6%

FUND TYPE	TOTAL EXPENDITURES	TOTAL SPENT WITH NON-HUBS	TOTAL SPENT WITH **ADJ. HUBS 11.5%	TOTAL SPENT WITH *OTHER HUBS 1.1%	BLACK	**ADJUSTED HUB GOAL 11.5% HISPANIC	WOMAN	*OTHER HUB GOAL 1.1% ASIAN PACIFIC	NATIVE AMERICAN
-----------	--------------------	---------------------------	------------------------------------	-----------------------------------	-------	---------------------------------------	-------	---------------------------------------	-----------------

T
N
S
-TC
C

DB = DEBIT (NEGATIVE AMOUNT) * = OTHER HUBS ** = ADJUSTED HUBS *** = DOLLARS REPORTED BUT NOT SHOWN IN THESE COLUMNS. SEE COVER LETTER PARA. 4
T-TREASURY, N-NON-TREASURY, S-SUBCONTRACTOR FUNDS & PROCUREMENT CARD HUB PURCHASES, TC-TERM CONTRACT, C-CONSOLIDATED. SEE PAGE 4 OF HUB REPORT FOR FUND TYPE DESCRIPTION.

765-UNIVERSITY OF HOUSTON-VICTORIA-Heavy Construction Unadjusted Goal is 11.9%

FUND TYPE	TOTAL EXPENDITURES	TOTAL SPENT WITH NON-HUBS AMOUNT/%	TOTAL SPENT WITH **ADJ. HUBS 6.6% AMOUNT/%	TOTAL SPENT WITH *OTHER HUBS 5.3% AMOUNT/%	ASIAN PACIFIC AMOUNT/%	**ADJUSTED HUB GOAL 6.6% BLACK AMOUNT/%	HISPANIC AMOUNT/%	NATIVE AMERICAN AMOUNT/%	*OTHER HUB GOAL 5.3% WOMAN AMOUNT/%
T									
N									
S									
-TC									
C									

765-UNIVERSITY OF HOUSTON-VICTORIA-Building Construction Unadjusted Goal is 26.1%

FUND TYPE	TOTAL EXPENDITURES	TOTAL SPENT WITH NON-HUBS	TOTAL SPENT WITH **ADJ. HUBS 25.1%	TOTAL SPENT WITH *OTHER HUBS 1.0%	BLACK	**ADJUSTED HUB GOAL 25.1% HISPANIC	WOMAN	*OTHER HUB GOAL 1.0% ASIAN PACIFIC	NATIVE AMERICAN
T									
N	\$4,769,364	\$4,769,330/99.8%	\$34/.000%				\$34/.000%		
S									
-TC									
C	\$4,769,364	\$4,769,330/99.8%	\$34/.000%				\$34/.000%		

765-UNIVERSITY OF HOUSTON-VICTORIA-Special Trade Unadjusted Goal is 57.2%

FUND TYPE	TOTAL EXPENDITURES	TOTAL SPENT WITH NON-HUBS	TOTAL SPENT WITH **ADJ. HUBS 47.0%	TOTAL SPENT WITH *OTHER HUBS 10.2%	BLACK	**ADJUSTED HUB GOAL 47.0% HISPANIC	WOMAN	*OTHER HUB GOAL 10.2% ASIAN PACIFIC	NATIVE AMERICAN
T									
N	\$74,121	\$74,121/100%							
S	\$125,320	\$125,320/100%							
-TC									
C	\$199,441	\$199,441/100%							

765-UNIVERSITY OF HOUSTON-VICTORIA-Professional Services Unadjusted Goal is 20.0%

FUND TYPE	TOTAL EXPENDITURES	TOTAL SPENT WITH NON-HUBS	TOTAL SPENT WITH **ADJ. HUBS 18.1%	TOTAL SPENT WITH *OTHER HUBS 1.9%	BLACK	**ADJUSTED HUB GOAL 18.1% HISPANIC	WOMAN	*OTHER HUB GOAL 1.9% ASIAN PACIFIC	NATIVE AMERICAN
T									
N	\$22,635	\$22,635/100%							
S									
-TC									
C	\$22,635	\$22,635/100%							

765-UNIVERSITY OF HOUSTON-VICTORIA-Other Services Unadjusted Goal is 33.0%

FUND TYPE	TOTAL EXPENDITURES	TOTAL SPENT WITH NON-HUBS	TOTAL SPENT WITH **ADJ. HUBS 33.0%	TOTAL SPENT WITH *OTHER HUBS 1.1%	ASIAN PACIFIC	**ADJUSTED HUB GOAL 33.0% BLACK	HISPANIC	NATIVE AMERICAN	WOMAN
T									
N	\$195,818	\$199,270/99.7%	\$548/.274%						\$548/.274%
S	\$317,760	\$298,378/90.7%	\$29,392/9.24%		\$49/.015%	\$232/.073%	\$496/.156%		\$28,804/8.00%
-TC	\$15,548	\$15,548/100%							
C	\$502,031	\$472,100/94.0%	\$29,931/5.96%		\$49/.005%	\$232/.046%	\$496/.088%		\$29,153/5.80%

765-UNIVERSITY OF HOUSTON-VICTORIA-Commodity Purchasing Unadjusted Goal is 12.6%

FUND TYPE	TOTAL EXPENDITURES	TOTAL SPENT WITH NON-HUBS	TOTAL SPENT WITH **ADJ. HUBS 11.5%	TOTAL SPENT WITH *OTHER HUBS 1.1%	BLACK	**ADJUSTED HUB GOAL 11.5% HISPANIC	WOMAN	*OTHER HUB GOAL 1.1% ASIAN PACIFIC	NATIVE AMERICAN
T									
N	\$581,868	\$314,401/54.0%	\$211,150/36.2%	\$56,296/9.67%	\$1,593/.273%	\$171,703/29.5%	\$37,853/6.50%	\$56,296/9.67%	
S	\$326,668	\$267,323/81.8%	\$47,323/14.4%	\$12,022/3.68%		\$43,370/13.2%	\$3,953/1.21%	\$12,022/3.68%	
-TC	\$70,228	\$70,228/100%							
C	\$838,288	\$511,495/61.0%	\$258,473/30.8%	\$68,319/8.14%	\$1,593/.190%	\$215,073/25.6%	\$41,806/4.98%	\$68,319/8.14%	

DB = DEBIT (NEGATIVE AMOUNT) * = OTHER HUBS ** = ADJUSTED HUBS *** = DOLLARS REPORTED BUT NOT SHOWN IN THESE COLUMNS. SEE COVER LETTER PARA. 4
T=TREASURY, N=NON-TREASURY, S=SUBCONTRACTOR FUNDS & PROCUREMENT CARD HUB PURCHASES, TC=TERM CONTRACT, C=CONSOLIDATED. SEE PAGE 4 OF HUB REPORT FOR FUND TYPE DESCRIPTION.

767-SW COLLEGIATE INSTITUTE FOR THE DEAF-Heavy Construction Unadjusted Goal is 11.9%

FUND TYPE	TOTAL EXPENDITURES	TOTAL SPENT WITH NON-HUBS AMOUNT/%	TOTAL SPENT WITH **ADJ. HUBS 6.6% AMOUNT/%	TOTAL SPENT WITH *OTHER HUBS 5.3% AMOUNT/%	ASIAN PACIFIC AMOUNT/%	**ADJUSTED HUB GOAL 6.6% BLACK AMOUNT/%	HISPANIC AMOUNT/%	NATIVE AMERICAN AMOUNT/%	*OTHER HUB GOAL 5.3% WOMAN AMOUNT/%
T	\$612	\$612/100 %							
N									
S									
TC									
C	\$612	\$612/100 %							

767-SW COLLEGIATE INSTITUTE FOR THE DEAF-Building Construction Unadjusted Goal is 26.1%

FUND TYPE	TOTAL EXPENDITURES	TOTAL SPENT WITH NON-HUBS	TOTAL SPENT WITH **ADJ. HUBS 26.1%	TOTAL SPENT WITH *OTHER HUBS 1.0%	BLACK	**ADJUSTED HUB GOAL 26.1% HISPANIC	WOMAN	*OTHER HUB GOAL 1.0% ASIAN PACIFIC	NATIVE AMERICAN
T	\$9,695	\$9,695/100 %							
N									
S									
TC									
C	\$9,695	\$9,695/100 %							

767-SW COLLEGIATE INSTITUTE FOR THE DEAF-Special Trade Unadjusted Goal is 57.2%

FUND TYPE	TOTAL EXPENDITURES	TOTAL SPENT WITH NON-HUBS	TOTAL SPENT WITH **ADJ. HUBS 47.0%	TOTAL SPENT WITH *OTHER HUBS 10.2%	BLACK	**ADJUSTED HUB GOAL 47.0% HISPANIC	ASIAN PACIFIC	NATIVE AMERICAN	WOMAN
T	\$129,390	\$128,415/99.2%	\$874/.753%				\$824/.714%		\$50/.038%
N									
S									
TC									
C	\$129,390	\$128,415/99.2%	\$874/.753%				\$824/.714%		\$50/.038%

767-SW COLLEGIATE INSTITUTE FOR THE DEAF-Professional Services Unadjusted Goal is 20.0%

FUND TYPE	TOTAL EXPENDITURES	TOTAL SPENT WITH NON-HUBS	TOTAL SPENT WITH **ADJ. HUBS 18.1%	TOTAL SPENT WITH *OTHER HUBS 1.9%	BLACK	**ADJUSTED HUB GOAL 18.1% HISPANIC	WOMAN	*OTHER HUB GOAL 1.9% ASIAN PACIFIC	NATIVE AMERICAN
T									
N									
S									
TC									
C									

767-SW COLLEGIATE INSTITUTE FOR THE DEAF-Other Services Unadjusted Goal is 33.0%

FUND TYPE	TOTAL EXPENDITURES	TOTAL SPENT WITH NON-HUBS	TOTAL SPENT WITH **ADJ. HUBS 23.0%	TOTAL SPENT WITH *OTHER HUBS 33.0%	ASIAN PACIFIC	BLACK	**ADJUSTED HUB GOAL 33.0% HISPANIC	NATIVE AMERICAN	WOMAN
T	\$255,867	\$255,296/99.7%	\$570/.223%		\$125/.048%			\$370/.144%	\$75/.028%
N									
S									
TC									
C	\$255,867	\$255,296/99.7%	\$570/.223%		\$125/.048%			\$370/.144%	\$75/.028%

767-SW COLLEGIATE INSTITUTE FOR THE DEAF-Commodity Purchasing Unadjusted Goal is 12.6%

FUND TYPE	TOTAL EXPENDITURES	TOTAL SPENT WITH NON-HUBS	TOTAL SPENT WITH **ADJ. HUBS 11.5%	TOTAL SPENT WITH *OTHER HUBS 1.1%	BLACK	**ADJUSTED HUB GOAL 11.5% HISPANIC	WOMAN	*OTHER HUB GOAL 1.1% ASIAN PACIFIC	NATIVE AMERICAN
T	\$229,500	\$229,257/99.8%	\$152/.066%	\$80/.039%			\$152/.066%	\$90/.038%	
N									
S									
TC									
C	\$229,500	\$229,257/99.8%	\$152/.066%	\$80/.039%			\$152/.066%	\$90/.038%	

DB = DEBIT (NEGATIVE AMOUNT) * = OTHER HUBS ** = ADJUSTED HUBS *** = DOLLARS REPORTED BUT NOT SHOWN IN THESE COLUMNS. SEE COVER LETTER PARA. 4
T-TREASURY, N-NON-TREASURY, S-SUBCONTRACTOR FUNDS & PROCUREMENT CARD HUB PURCHASES, TC-TERM CONTRACT, C-CONSOLIDATED. SEE PAGE 4 OF HUB REPORT FOR FUND TYPE DESCRIPTION.

FUND TYPE	TOTAL EXPENDITURES	TOTAL SPENT WITH NON-HUBS AMOUNT/%	TOTAL SPENT WITH **ADJ. HUBS 6.6% AMOUNT/%	TOTAL SPENT WITH *OTHER HUBS 5.3% AMOUNT/%	771-SCHOOL/BLIND AND VISUALLY IMPAIRED-Heavy Construction Unadjusted Goal is 11.9% **ADJUSTED HUB GOAL 6.6%					*OTHER HUB GOAL 5.3% WOMAN AMOUNT/%
					ASIAN PACIFIC AMOUNT/%	BLACK AMOUNT/%	HISPANIC AMOUNT/%	NATIVE AMERICAN AMOUNT/%		

T
N
S
-TC

C

FUND TYPE	TOTAL EXPENDITURES	TOTAL SPENT WITH NON-HUBS	TOTAL SPENT WITH **ADJ. HUBS 25.1% AMOUNT/%	TOTAL SPENT WITH *OTHER HUBS 1.0% AMOUNT/%	771-SCHOOL/BLIND AND VISUALLY IMPAIRED-Building Construction Unadjusted Goal is 26.1% **ADJUSTED HUB GOAL 25.1%			*OTHER HUB GOAL 1.0%	
					BLACK	HISPANIC	WOMAN	ASIAN PACIFIC	NATIVE AMERICAN

T
N
S
-TC

C

FUND TYPE	TOTAL EXPENDITURES	TOTAL SPENT WITH NON-HUBS	TOTAL SPENT WITH **ADJ. HUBS 47.0% AMOUNT/%	TOTAL SPENT WITH *OTHER HUBS 10.2% AMOUNT/%	771-SCHOOL/BLIND AND VISUALLY IMPAIRED-Special Trade Unadjusted Goal is 57.2% **ADJUSTED HUB GOAL 47.0%			*OTHER HUB GOAL 10.2%		
					BLACK	HISPANIC	ASIAN PACIFIC	NATIVE AMERICAN	WOMAN	

T
N
S
-TC

C

FUND TYPE	TOTAL EXPENDITURES	TOTAL SPENT WITH NON-HUBS	TOTAL SPENT WITH **ADJ. HUBS 18.1% AMOUNT/%	TOTAL SPENT WITH *OTHER HUBS 1.9% AMOUNT/%	771-SCHOOL/BLIND AND VISUALLY IMPAIRED-Professional Services Unadjusted Goal is 20.0% **ADJUSTED HUB GOAL 18.1%			*OTHER HUB GOAL 1.9%	
					BLACK	HISPANIC	WOMAN	ASIAN PACIFIC	NATIVE AMERICAN

T
N
S
-TC

C

FUND TYPE	TOTAL EXPENDITURES	TOTAL SPENT WITH NON-HUBS	TOTAL SPENT WITH **ADJ. HUBS 33.0% AMOUNT/%	771-SCHOOL/BLIND AND VISUALLY IMPAIRED-Other Services Unadjusted Goal is 33.0% **ADJUSTED HUB GOAL 33.0%				
				ASIAN PACIFIC	BLACK	HISPANIC	NATIVE AMERICAN	WOMAN

T
N
S
-TC

C

FUND TYPE	TOTAL EXPENDITURES	TOTAL SPENT WITH NON-HUBS	TOTAL SPENT WITH **ADJ. HUBS 11.5% AMOUNT/%	TOTAL SPENT WITH *OTHER HUBS 1.1% AMOUNT/%	771-SCHOOL/BLIND AND VISUALLY IMPAIRED-Commodity Purchasing Unadjusted Goal is 12.6% **ADJUSTED HUB GOAL 11.5%			*OTHER HUB GOAL 1.1%	
					BLACK	HISPANIC	WOMAN	ASIAN PACIFIC	NATIVE AMERICAN

T
N
S
-TC

C

DB = DEBIT (NEGATIVE AMOUNT) * = OTHER HUBS ** = ADJUSTED HUBS *** = DOLLARS REPORTED BUT NOT SHOWN IN THESE COLUMNS. SEE COVER LETTER PARA. 4
T-TREASURY, N-NON-TREASURY, S-SUBCONTRACTOR FUNDS & PROCUREMENT CARD HUB PURCHASES, TC-TERM CONTRACT, C-CONSOLIDATED. SEE PAGE 4 OF HUB REPORT FOR FUND TYPE DESCRIPTION.

772-SCHOOL FOR THE DEAF-Heavy Construction Unadjusted Goal is 11.9%

FUND TYPE	TOTAL EXPENDITURES	TOTAL SPENT WITH NON-HUBS AMOUNT/%	TOTAL SPENT WITH **ADJ. HUBS 8.6% AMOUNT/%	TOTAL SPENT WITH *OTHER HUBS 3.3% AMOUNT/%	ASIAN PACIFIC AMOUNT/%	**ADJUSTED HUB GOAL 8.6% BLACK AMOUNT/%	HISPANIC AMOUNT/%	NATIVE AMERICAN AMOUNT/%	*OTHER HUB GOAL 5.3% WOMAN AMOUNT/%
T									
N									
S									
-TC									
C									

772-SCHOOL FOR THE DEAF-Building Construction Unadjusted Goal is 26.1%

FUND TYPE	TOTAL EXPENDITURES	TOTAL SPENT WITH NON-HUBS	TOTAL SPENT WITH **ADJ. HUBS 25.1% AMOUNT/%	TOTAL SPENT WITH *OTHER HUBS 1.0% AMOUNT/%	BLACK	**ADJUSTED HUB GOAL 25.1% HISPANIC	WOMAN	*OTHER HUB GOAL 1.0% ASIAN PACIFIC	NATIVE AMERICAN
T									
N									
S									
-TC									
C									

772-SCHOOL FOR THE DEAF-Special Trade Unadjusted Goal is 57.2%

FUND TYPE	TOTAL EXPENDITURES	TOTAL SPENT WITH NON-HUBS	TOTAL SPENT WITH **ADJ. HUBS 47.0% AMOUNT/%	TOTAL SPENT WITH *OTHER HUBS 10.2% AMOUNT/%	BLACK	HISPANIC	ASIAN PACIFIC	NATIVE AMERICAN	WOMAN
T	\$144,320	\$96,357/66.7%	\$32,756/22.6%	\$15,206/10.5%	\$10,400/7.20%	\$22,356/15.4%			\$15,206/10.5%
N									
S									
-TC									
C	\$144,320	\$96,357/66.7%	\$32,756/22.6%	\$15,206/10.5%	\$10,400/7.20%	\$22,356/15.4%			\$15,206/10.5%

772-SCHOOL FOR THE DEAF-Professional Services Unadjusted Goal is 20.0%

FUND TYPE	TOTAL EXPENDITURES	TOTAL SPENT WITH NON-HUBS	TOTAL SPENT WITH **ADJ. HUBS 18.1% AMOUNT/%	TOTAL SPENT WITH *OTHER HUBS 1.9% AMOUNT/%	BLACK	HISPANIC	WOMAN	ASIAN PACIFIC	NATIVE AMERICAN
T	\$119,482	\$106,075/89.7%	\$13,407/11.2%			\$10,635/8.90%	\$2,772/2.32%		
N									
S									
-TC	\$890		\$890/100%				\$890/100%		
C	\$118,492	\$106,075/89.5%	\$12,417/10.4%			\$10,635/8.97%	\$1,782/1.50%		

772-SCHOOL FOR THE DEAF-Other Services Unadjusted Goal is 33.0%

FUND TYPE	TOTAL EXPENDITURES	TOTAL SPENT WITH NON-HUBS	TOTAL SPENT WITH **ADJ. HUBS 33.0% AMOUNT/%	ASIAN PACIFIC	BLACK	HISPANIC	NATIVE AMERICAN	WOMAN
T	\$637,470	\$510,002/80.0%	\$127,468/19.9%		\$28,210/4.42%	\$23,132/3.62%		\$76,125/11.9%
N								
S								
-TC	\$9,211	\$9,211/100%						
C	\$628,258	\$500,790/79.7%	\$127,468/20.2%		\$28,210/4.49%	\$23,132/3.68%		\$76,125/12.1%

772-SCHOOL FOR THE DEAF-Commodity Purchasing Unadjusted Goal is 12.6%

FUND TYPE	TOTAL EXPENDITURES	TOTAL SPENT WITH NON-HUBS	TOTAL SPENT WITH **ADJ. HUBS 11.3% AMOUNT/%	TOTAL SPENT WITH *OTHER HUBS 1.3% AMOUNT/%	BLACK	HISPANIC	WOMAN	ASIAN PACIFIC	NATIVE AMERICAN
T	\$2,010,232	\$1,678,937/83.5%	\$224,045/11.1%	\$107,250/5.33%	\$11,887/.591%	\$46,937/2.33%	\$165,220/8.21%	\$103,598/5.15%	\$3,651/.181%
N									
S									
-TC	\$402,751	\$361,271/89.7%	\$32,381/8.04%	\$9,099/2.25%		\$22,576/5.60%	\$9,804/2.43%	\$9,099/2.25%	
C	\$1,607,480	\$1,317,666/81.9%	\$191,663/11.9%	\$98,150/6.10%	\$11,887/.738%	\$24,360/1.51%	\$155,415/9.66%	\$94,499/5.87%	\$3,651/.227%

DB = DEBIT (NEGATIVE AMOUNT) * = OTHER HUBS ** = ADJUSTED HUBS *** = DOLLARS REPORTED BUT NOT SHOWN IN THESE COLUMNS. SEE COVER LETTER PARA. 4
T=TREASURY, N=NON-TREASURY, S=SUBCONTRACTOR FUNDS & PROCUREMENT CARD HUB PURCHASES, TC=TERM CONTRACT, C=CONSOLIDATED. SEE PAGE 4 OF HUB REPORT FOR FUND TYPE DESCRIPTION.

FUND TYPE	TOTAL EXPENDITURES	TOTAL SPENT WITH NON-HUBS AMOUNT/%	781-TX HIGHER EDUCATION COORD.		BOARD-Heavy Construction Unadjusted Goal is 11.9%				*OTHER HUB GOAL 5.3% WOMAN AMOUNT/%
			TOTAL SPENT WITH **ADJ. HUBS 6.6% AMOUNT/%	TOTAL SPENT WITH *OTHER HUBS 5.3% AMOUNT/%	ASIAN PACIFIC AMOUNT/%	BLACK AMOUNT/%	HISPANIC AMOUNT/%	NATIVE AMERICAN AMOUNT/%	

T									
N									
S									
-TC									
C									

FUND TYPE	TOTAL EXPENDITURES	TOTAL SPENT WITH NON-HUBS	781-TX HIGHER EDUCATION COORD.		BOARD-Building Construction Unadjusted Goal is 26.1%			*OTHER HUB GOAL 1.0%	
			TOTAL SPENT WITH **ADJ. HUBS 25.1%	TOTAL SPENT WITH *OTHER HUBS 1.0%	BLACK	HISPANIC	WOMAN	ASIAN PACIFIC	NATIVE AMERICAN

T									
N									
S									
-TC									
C									

FUND TYPE	TOTAL EXPENDITURES	TOTAL SPENT WITH NON-HUBS	781-TX HIGHER EDUCATION COORD.		BOARD-Special Trade Unadjusted Goal is 57.2%		*OTHER HUB GOAL 10.2%		
			TOTAL SPENT WITH **ADJ. HUBS 47.0%	TOTAL SPENT WITH *OTHER HUBS 10.2%	BLACK	HISPANIC	ASIAN PACIFIC	NATIVE AMERICAN	WOMAN

T	\$4,589	\$3,024/65.8%	\$650/14.1%	\$915/19.9%	\$650/14.1%	\$650/14.1%			\$915/19.9%
N									
S									
-TC									
C	\$4,589	\$3,024/65.8%	\$650/14.1%	\$915/19.9%	\$650/14.1%	\$650/14.1%			\$915/19.9%

FUND TYPE	TOTAL EXPENDITURES	TOTAL SPENT WITH NON-HUBS	781-TX HIGHER EDUCATION COORD.		BOARD-Professional Services Unadjusted Goal is 20.0%			*OTHER HUB GOAL 1.9%	
			TOTAL SPENT WITH **ADJ. HUBS 18.1%	TOTAL SPENT WITH *OTHER HUBS 1.9%	BLACK	HISPANIC	WOMAN	ASIAN PACIFIC	NATIVE AMERICAN

T	\$4,80708	\$4,80708							
N									
S									
-TC									
C	\$4,80708	\$4,80708							

FUND TYPE	TOTAL EXPENDITURES	TOTAL SPENT WITH NON-HUBS	781-TX HIGHER EDUCATION COORD.		BOARD-Other Services Unadjusted Goal is 33.0%				
			TOTAL SPENT WITH **ADJ. HUBS 23.0%	TOTAL SPENT WITH *OTHER HUBS 1.1%	ASIAN PACIFIC	BLACK	HISPANIC	NATIVE AMERICAN	WOMAN

T	\$1,728,090	\$1,048,700/60.2%	\$77,389/4.5%	\$453/.26%	\$33,620/2.98%	\$89/.007%	\$3,626/.322%		\$40,053/3.55%
N									
S									
-TC	\$74,292	\$73,838/98.3%	\$453/.609%						\$453/.609%
C	\$1,051,797	\$974,860/92.6%	\$76,936/7.31%	\$453/.434%	\$33,620/3.18%	\$89/.008%	\$3,626/.344%		\$38,600/3.75%

FUND TYPE	TOTAL EXPENDITURES	TOTAL SPENT WITH NON-HUBS	781-TX HIGHER EDUCATION COORD.		BOARD-Commodity Purchasing Unadjusted Goal is 12.6%			*OTHER HUB GOAL 1.1%		
			TOTAL SPENT WITH **ADJ. HUBS 11.5%	TOTAL SPENT WITH *OTHER HUBS 1.1%	BLACK	HISPANIC	WOMAN	ASIAN PACIFIC	NATIVE AMERICAN	

T	\$1,870,860	\$1,306,819/70.0%	\$325,807/17.4%	\$38,223/2.06%	\$2,785/.147%	\$267,176/17.1%	\$35,845/2.14%		\$38,576/2.18%	\$1,647/.098%
N										
S										
-TC	\$188,293	\$185,771/98.6%	\$1,703/.905%	\$818/.434%			\$1,703/.905%		\$818/.434%	
C	\$1,482,567	\$1,121,048/75.6%	\$324,103/21.8%	\$818/.544%	\$2,785/.187%	\$267,176/19.3%	\$34,141/2.30%		\$36,758/2.41%	\$1,647/.111%

DB = DEBIT (NEGATIVE AMOUNT) * = OTHER HUBS ** = ADJUSTED HUBS *** = DOLLARS REPORTED BUT NOT SHOWN IN THESE COLUMNS. SEE COVER LETTER PARA. 4
T=TREASURY, N=NON-TREASURY, S=SUBCONTRACTOR FUNDS & PROCUREMENT CARD HUB PURCHASES, TC=TERM CONTRACT, C=CONSOLIDATED. SEE PAGE 4 OF HUB REPORT FOR FUND TYPE DESCRIPTION.

783-UNIVERSITY OF HOUSTON - SYSTEM-Heavy Construction Unadjusted Goal is 11.9%

FUND TYPE	TOTAL EXPENDITURES	TOTAL SPENT WITH NON-HUBS AMOUNT/%	TOTAL SPENT WITH **ADJ. HUBS 6.6% AMOUNT/%	TOTAL SPENT WITH *OTHER HUBS 5.3% AMOUNT/%	ASIAN PACIFIC AMOUNT/%	BLACK AMOUNT/%	HISPANIC AMOUNT/%	NATIVE AMERICAN AMOUNT/%	*OTHER HUB GOAL 5.3% WOMAN AMOUNT/%
-----------	--------------------	------------------------------------	--	--	------------------------	----------------	-------------------	--------------------------	-------------------------------------

T
N
S
-TC

C

783-UNIVERSITY OF HOUSTON - SYSTEM-Building Construction Unadjusted Goal is 26.1%

FUND TYPE	TOTAL EXPENDITURES	TOTAL SPENT WITH NON-HUBS	TOTAL SPENT WITH **ADJ. HUBS 25.1%	TOTAL SPENT WITH *OTHER HUBS 1.0%	BLACK	HISPANIC	WOMAN	ASIAN PACIFIC	NATIVE AMERICAN
-----------	--------------------	---------------------------	------------------------------------	-----------------------------------	-------	----------	-------	---------------	-----------------

T
N
S
-TC

C

783-UNIVERSITY OF HOUSTON - SYSTEM-Special Trade Unadjusted Goal is 57.2%

FUND TYPE	TOTAL EXPENDITURES	TOTAL SPENT WITH NON-HUBS	TOTAL SPENT WITH **ADJ. HUBS 47.0%	TOTAL SPENT WITH *OTHER HUBS 10.2%	BLACK	HISPANIC	ASIAN PACIFIC	NATIVE AMERICAN	WOMAN
-----------	--------------------	---------------------------	------------------------------------	------------------------------------	-------	----------	---------------	-----------------	-------

T
N
S
-TC

C

783-UNIVERSITY OF HOUSTON - SYSTEM-Professional Services Unadjusted Goal is 20.0%

FUND TYPE	TOTAL EXPENDITURES	TOTAL SPENT WITH NON-HUBS	TOTAL SPENT WITH **ADJ. HUBS 18.1%	TOTAL SPENT WITH *OTHER HUBS 1.9%	BLACK	HISPANIC	WOMAN	ASIAN PACIFIC	NATIVE AMERICAN
-----------	--------------------	---------------------------	------------------------------------	-----------------------------------	-------	----------	-------	---------------	-----------------

T
N
S
-TC

C

783-UNIVERSITY OF HOUSTON - SYSTEM-Other Services Unadjusted Goal is 33.0%

FUND TYPE	TOTAL EXPENDITURES	TOTAL SPENT WITH NON-HUBS	TOTAL SPENT WITH **ADJ. HUBS 33.0%	ASIAN PACIFIC	BLACK	HISPANIC	NATIVE AMERICAN	WOMAN
-----------	--------------------	---------------------------	------------------------------------	---------------	-------	----------	-----------------	-------

T
N
S
-TC

C

783-UNIVERSITY OF HOUSTON - SYSTEM-Commodity Purchasing Unadjusted Goal is 12.6%

FUND TYPE	TOTAL EXPENDITURES	TOTAL SPENT WITH NON-HUBS	TOTAL SPENT WITH **ADJ. HUBS 11.5%	TOTAL SPENT WITH *OTHER HUBS 1.1%	BLACK	HISPANIC	WOMAN	ASIAN PACIFIC	NATIVE AMERICAN
-----------	--------------------	---------------------------	------------------------------------	-----------------------------------	-------	----------	-------	---------------	-----------------

T
N
S
-TC

C

DB = DEBIT (NEGATIVE AMOUNT) * = OTHER HUBS ** = ADJUSTED HUBS *** = DOLLARS REPORTED BUT NOT SHOWN IN THESE COLUMNS. SEE COVER LETTER PARA. 4
T-TREASURY, N=NON-TREASURY, S-SUBCONTRACTOR FUNDS & PROCUREMENT CARD HUB PURCHASES, TC-TERM CONTRACT, C=CONSOLIDATED. SEE PAGE 4 OF HUB REPORT FOR FUND TYPE DESCRIPTION.

784-UNIVERSITY OF HOUSTON-DOWNTOWN-Heavy Construction Unadjusted Goal is 11.9%

FUND TYPE	TOTAL EXPENDITURES	TOTAL SPENT WITH NON-HUBS AMOUNT/%	TOTAL SPENT WITH **ADJ. HUBS 6.6% AMOUNT/%	TOTAL SPENT WITH *OTHER HUBS 5.3% AMOUNT/%	**ADJUSTED HUB GOAL 6.6%				*OTHER HUB GOAL 5.3% WOMAN AMOUNT/%
					ASIAN PACIFIC AMOUNT/%	BLACK AMOUNT/%	HISPANIC AMOUNT/%	NATIVE AMERICAN AMOUNT/%	
T	\$27,056	\$27,056/100%							
N									
S									
-TC									
C	\$27,056	\$27,056/100%							

784-UNIVERSITY OF HOUSTON-DOWNTOWN-Building Construction Unadjusted Goal is 26.1%

FUND TYPE	TOTAL EXPENDITURES	TOTAL SPENT WITH NON-HUBS	TOTAL SPENT WITH **ADJ. HUBS 25.1%	TOTAL SPENT WITH *OTHER HUBS 1.0%	**ADJUSTED HUB GOAL 25.1%			*OTHER HUB GOAL 1.0%	
					BLACK	HISPANIC	WOMAN	ASIAN PACIFIC	NATIVE AMERICAN
T	\$595,204	\$415,406/69.7%							
N	\$326,546	\$222,211/67.9%	\$93,935/28.7%	\$179,797/30.2%		\$2,450/.749%	\$91,485/27.5%	\$179,797/30.2%	
S				\$10,700/3.27%				\$10,700/3.27%	
-TC									
C	\$922,050	\$637,618/69.1%	\$93,935/10.1%	\$190,497/20.6%		\$2,450/.265%	\$91,485/9.32%	\$180,497/20.6%	

784-UNIVERSITY OF HOUSTON-DOWNTOWN-Special Trade Unadjusted Goal is 57.2%

FUND TYPE	TOTAL EXPENDITURES	TOTAL SPENT WITH NON-HUBS	TOTAL SPENT WITH **ADJ. HUBS 47.0%	TOTAL SPENT WITH *OTHER HUBS 10.2%	**ADJUSTED HUB GOAL 47.0%		*OTHER HUB GOAL 10.2%		
					BLACK	HISPANIC	ASIAN PACIFIC	NATIVE AMERICAN	WOMAN
T	\$294,123	\$294,123/100%							
N	\$132,709	\$132,709/100%							
S									
-TC									
C	\$426,833	\$426,833/100%							

784-UNIVERSITY OF HOUSTON-DOWNTOWN-Professional Services Unadjusted Goal is 20.0%

FUND TYPE	TOTAL EXPENDITURES	TOTAL SPENT WITH NON-HUBS	TOTAL SPENT WITH **ADJ. HUBS 16.1%	TOTAL SPENT WITH *OTHER HUBS 1.6%	**ADJUSTED HUB GOAL 16.1%			*OTHER HUB GOAL 1.6%	
					BLACK	HISPANIC	WOMAN	ASIAN PACIFIC	NATIVE AMERICAN
T	\$8,413	\$8,413/100%							
N	\$12,843	\$12,443/96.1%		\$500/3.86%					
S									
-TC									
C	\$21,356	\$20,856/97.6%		\$500/2.34%					\$500/2.34%

784-UNIVERSITY OF HOUSTON-DOWNTOWN-Other Services Unadjusted Goal is 33.0%

FUND TYPE	TOTAL EXPENDITURES	TOTAL SPENT WITH NON-HUBS	TOTAL SPENT WITH **ADJ. HUBS 33.0%	TOTAL SPENT WITH *OTHER HUBS 1.1%	**ADJUSTED HUB GOAL 33.0%				
					ASIAN PACIFIC	BLACK	HISPANIC	NATIVE AMERICAN	WOMAN
T	\$324,564	\$320,388/97.4%							
N	\$1,127,302	\$1,112,810/98.7%	\$8,475/2.87%	\$14,391/1.27%	\$165/.014%	\$299/.026%	\$9,578/.849%		\$8,475/2.57%
S									\$4,351/.386%
-TC	\$37,874	\$37,874/100%							
C	\$1,418,292	\$1,295,425/98.3%	\$22,867/1.61%		\$165/.011%	\$289/.021%	\$9,578/.675%		\$12,827/.904%

784-UNIVERSITY OF HOUSTON-DOWNTOWN-Commodity Purchasing Unadjusted Goal is 12.6%

FUND TYPE	TOTAL EXPENDITURES	TOTAL SPENT WITH NON-HUBS	TOTAL SPENT WITH **ADJ. HUBS 11.5%	TOTAL SPENT WITH *OTHER HUBS 1.1%	**ADJUSTED HUB GOAL 11.5%			*OTHER HUB GOAL 1.1%	
					BLACK	HISPANIC	WOMAN	ASIAN PACIFIC	NATIVE AMERICAN
T	\$2,056,633	\$1,495,674/72.7%							
N	\$90,986	\$812,215/89.1%	\$461,990/22.4%	\$60,307/6.76%	\$3,942/.191%	\$155,772/7.57%	\$302,274/14.6%	\$98,969/4.81%	
S									\$18,463/2.07%
-TC	\$22,050	\$10,920/49.4%	\$1,601/7.25%	\$9,559/43.2%			\$1,801/7.25%		\$9,559/43.2%
C	\$2,925,538	\$2,296,968/78.5%	\$520,896/17.7%	\$107,873/3.68%	\$7,067/.241%	\$155,772/5.32%	\$357,855/12.2%		\$107,873/3.68%

DB = DEBIT (NEGATIVE AMOUNT) * = OTHER HUBS ** = ADJUSTED HUBS *** = DOLLARS REPORTED BUT NOT SHOWN IN THESE COLUMNS. SEE COVER LETTER PARA. 4
T-TREASURY, N-NON-TREASURY, S-SUBCONTRACTOR FUNDS & PROCUREMENT CARD HUB PURCHASES, TC-TERM CONTRACT, C-CONSOLIDATED. SEE PAGE 4 OF HUB REPORT FOR FUND TYPE DESCRIPTION.

785-UNIV OF TEXAS HEALTH CENTER AT TYLER-Heavy Construction Unadjusted Goal is 11.9%

FUND TYPE	TOTAL EXPENDITURES	TOTAL SPENT WITH NON-HUBS AMOUNT/%	TOTAL SPENT WITH	TOTAL SPENT WITH	**ADJUSTED HUB GOAL 6.6%				*OTHER HUB GOAL 5.3%
			**ADJ. HUBS 5.6% AMOUNT/%	*OTHER HUBS 5.3% AMOUNT/%	ASIAN PACIFIC AMOUNT/%	BLACK AMOUNT/%	HISPANIC AMOUNT/%	NATIVE AMERICAN AMOUNT/%	WOMAN AMOUNT/%
T									
N	\$693	\$693/100 %							
S									
-TC									
C	\$693	\$693/100 %							

785-UNIV OF TEXAS HEALTH CENTER AT TYLER-Building Construction Unadjusted Goal is 26.1%

FUND TYPE	TOTAL EXPENDITURES	TOTAL SPENT WITH NON-HUBS	TOTAL SPENT WITH	TOTAL SPENT WITH	**ADJUSTED HUB GOAL 26.1%			*OTHER HUB GOAL 1.0%	
			**ADJ. HUBS 25.1%	*OTHER HUBS 1.0%	BLACK	HISPANIC	WOMAN	ASIAN PACIFIC	NATIVE AMERICAN
T									
N	\$47	\$47/100 %							
S									
-TC									
C	\$47	\$47/100 %							

785-UNIV OF TEXAS HEALTH CENTER AT TYLER-Special Trade Unadjusted Goal is 57.2%

FUND TYPE	TOTAL EXPENDITURES	TOTAL SPENT WITH NON-HUBS	TOTAL SPENT WITH	TOTAL SPENT WITH	**ADJUSTED HUB GOAL 47.0%			*OTHER HUB GOAL 10.2%		
			**ADJ. HUBS 47.0%	*OTHER HUBS 10.2%	BLACK	HISPANIC	WOMAN	ASIAN PACIFIC	NATIVE AMERICAN	WOMAN
T										
N	\$104,277	\$104,042/98.7%		\$234/.224%						\$234/.224%
S	***	***		\$1,750/1.74%						\$1,750/1.74%
-TC										
C	\$104,277	\$104,042/98.7%		\$1,984/1.90%						\$1,984/1.90%

785-UNIV OF TEXAS HEALTH CENTER AT TYLER-Professional Services Unadjusted Goal is 20.0%

FUND TYPE	TOTAL EXPENDITURES	TOTAL SPENT WITH NON-HUBS	TOTAL SPENT WITH	TOTAL SPENT WITH	**ADJUSTED HUB GOAL 18.1%			*OTHER HUB GOAL 1.9%		
			**ADJ. HUBS 18.1%	*OTHER HUBS 1.9%	BLACK	HISPANIC	WOMAN	ASIAN PACIFIC	NATIVE AMERICAN	WOMAN
T										
N	\$536,368	\$536,368/100 %								
S	***	***								
-TC										
C	\$536,368	\$536,368/100 %								

785-UNIV OF TEXAS HEALTH CENTER AT TYLER-Other Services Unadjusted Goal is 33.0%

FUND TYPE	TOTAL EXPENDITURES	TOTAL SPENT WITH NON-HUBS	TOTAL SPENT WITH	**ADJUSTED HUB GOAL 33.0%					
			**ADJ. HUBS 33.0%	ASIAN PACIFIC	BLACK	HISPANIC	NATIVE AMERICAN	WOMAN	
T	\$148,806	\$148,806/100 %							
N	\$6,309,103	\$5,451,027/86.3%	\$858,075/13.6%				\$31,221/.494%		\$826,853/13.1%
S	***	***	\$3,541/.110%						\$3,541/.110%
-TC	\$44,218	\$44,218/100 %							
C	\$6,413,691	\$5,555,618/86.6%	\$861,618/13.4%				\$31,221/.486%		\$830,394/12.9%

785-UNIV OF TEXAS HEALTH CENTER AT TYLER-Commodity Purchasing Unadjusted Goal is 12.6%

FUND TYPE	TOTAL EXPENDITURES	TOTAL SPENT WITH NON-HUBS	TOTAL SPENT WITH	TOTAL SPENT WITH	**ADJUSTED HUB GOAL 11.5%			*OTHER HUB GOAL 1.1%		
			**ADJ. HUBS 11.5%	*OTHER HUBS 1.1%	BLACK	HISPANIC	WOMAN	ASIAN PACIFIC	NATIVE AMERICAN	WOMAN
T	\$17,425	\$16,250/93.2%		\$1,174/6.74%						
N	\$15,165,753	\$13,958,938/92.0%	\$608,434/4.01%	\$598,379/3.94%	\$48,272/.318%	\$115,605/.762%	\$444,557/2.93%		\$598,379/3.94%	
S	***	***								
-TC	\$42,607	\$42,607/100 %								
C	\$15,140,570	\$13,932,581/92.0%	\$608,434/4.01%	\$599,554/3.95%	\$48,272/.318%	\$115,605/.763%	\$444,557/2.93%		\$599,554/3.95%	

DB = DEBIT (NEGATIVE AMOUNT) * = OTHER HUBS ** = ADJUSTED HUBS *** = DOLLARS REPORTED BUT NOT SHOWN IN THESE COLUMNS. SEE COVER LETTER PARA. 4
T-TREASURY, N=NON-TREASURY, S=SUBCONTRACTOR FUNDS & PROCUREMENT CARD HUB PURCHASES, TC=TERM CONTRACT, C=CONSOLIDATED. SEE PAGE 4 OF HUB REPORT FOR FUND TYPE DESCRIPTION.

787-LAMAR STATE COLLEGE - ORANGE-Heavy Construction Unadjusted Goal is 11.8%

FUND TYPE	TOTAL EXPENDITURES	TOTAL SPENT WITH NON-HUBS AMOUNT/%	TOTAL SPENT WITH **ADJ. HUBS 6.6%	TOTAL SPENT WITH *OTHER HUBS 5.2%	ASIAN PACIFIC AMOUNT/%	**ADJUSTED HUB GOAL 6.6%	BLACK AMOUNT/%	HISPANIC AMOUNT/%	NATIVE AMERICAN AMOUNT/%	*OTHER HUB GOAL 5.3% WOMAN AMOUNT/%
T										
N										
S										
-TC										
C										

787-LAMAR STATE COLLEGE - ORANGE-Building Construction Unadjusted Goal is 26.1%

FUND TYPE	TOTAL EXPENDITURES	TOTAL SPENT WITH NON-HUBS	TOTAL SPENT WITH **ADJ. HUBS 25.1%	TOTAL SPENT WITH *OTHER HUBS 1.0%	BLACK	**ADJUSTED HUB GOAL 25.1%	HISPANIC	WOMAN	*OTHER HUB GOAL 1.0%	ASIAN PACIFIC	NATIVE AMERICAN
T	\$5,950	\$5,950/100 %									
N											
S											
-TC											
C	\$5,950	\$5,950/100 %									

787-LAMAR STATE COLLEGE - ORANGE-Special Trade Unadjusted Goal is 57.2%

FUND TYPE	TOTAL EXPENDITURES	TOTAL SPENT WITH NON-HUBS	TOTAL SPENT WITH **ADJ. HUBS 47.0%	TOTAL SPENT WITH *OTHER HUBS 10.2%	BLACK	**ADJUSTED HUB GOAL 47.0%	HISPANIC	WOMAN	*OTHER HUB GOAL 10.2%	ASIAN PACIFIC	NATIVE AMERICAN
T	\$398,001	\$384,235/96.5%		\$13,765/3.45%							
N	\$793	\$793/100 %									
S											
-TC	\$398	\$348/100 %									
C	\$398,446	\$384,680/96.5%		\$13,765/3.45%							\$13,765/3.45%

787-LAMAR STATE COLLEGE - ORANGE-Professional Services Unadjusted Goal is 20.0%

FUND TYPE	TOTAL EXPENDITURES	TOTAL SPENT WITH NON-HUBS	TOTAL SPENT WITH **ADJ. HUBS 18.1%	TOTAL SPENT WITH *OTHER HUBS 1.9%	BLACK	**ADJUSTED HUB GOAL 18.1%	HISPANIC	WOMAN	*OTHER HUB GOAL 1.9%	ASIAN PACIFIC	NATIVE AMERICAN
T	\$4,000	\$4,000/100 %									
N	\$10,728	\$3,232/30.1%	\$7,496/69.8%								
S											
-TC											
C	\$14,728	\$7,232/49.1%	\$7,496/50.8%								\$7,496/50.8%

787-LAMAR STATE COLLEGE - ORANGE-Other Services Unadjusted Goal is 33.0%

FUND TYPE	TOTAL EXPENDITURES	TOTAL SPENT WITH NON-HUBS	TOTAL SPENT WITH **ADJ. HUBS 33.0%	TOTAL SPENT WITH *OTHER HUBS 0.34%	ASIAN PACIFIC	**ADJUSTED HUB GOAL 33.0%	BLACK	HISPANIC	NATIVE AMERICAN	WOMAN
T	\$78,351	\$78,351/99.3%	\$500/.634%							
N	\$369,870	\$366,266/99.0%	\$3,403/.920%		\$38/.010%		\$3,344/.904%		\$21/.005%	\$500/.634%
S										
-TC	\$5,137	\$5,137/100 %								
C	\$443,364	\$439,481/99.1%	\$3,903/.880%		\$38/.008%		\$3,344/.754%		\$21/.004%	\$500/.112%

787-LAMAR STATE COLLEGE - ORANGE-Commodity Purchasing Unadjusted Goal is 12.6%

FUND TYPE	TOTAL EXPENDITURES	TOTAL SPENT WITH NON-HUBS	TOTAL SPENT WITH **ADJ. HUBS 11.5%	TOTAL SPENT WITH *OTHER HUBS 1.1%	BLACK	**ADJUSTED HUB GOAL 11.5%	HISPANIC	WOMAN	*OTHER HUB GOAL 1.1%	ASIAN PACIFIC	NATIVE AMERICAN
T	\$457,847	\$254,360/52.1%	\$28,812/6.29%	\$144,674/31.5%							
N	\$520,928	\$383,206/75.4%	\$80,067/15.3%	\$47,654/9.14%	\$9,014/1.86%		\$11,747/2.56%		\$8,050/1.75%	\$144,674/31.5%	
S					\$3,224/.618%		\$43,474/8.34%		\$33,368/6.40%	\$47,654/9.14%	
-TC	\$35,414	\$35,258/99.5%	\$155/.438%								\$155/.438%
C	\$943,361	\$642,308/68.0%	\$108,724/11.5%	\$192,328/20.3%	\$12,238/1.29%		\$56,222/5.85%		\$41,263/4.37%	\$192,328/20.3%	

DB = DEBIT (NEGATIVE AMOUNT) * = OTHER HUBS ** = ADJUSTED HUBS *** = DOLLARS REPORTED BUT NOT SHOWN IN THESE COLUMNS. SEE COVER LETTER PARA. 4
T-TREASURY, N-NON-TREASURY, S-SUBCONTRACTOR FUNDS & PROCUREMENT CARD HUB PURCHASES, TC-TERM CONTRACT, C-CONSOLIDATED. SEE PAGE 4 OF HUB REPORT FOR FUND-TYPE DESCRIPTION.

788-LAMAR UNIVERSITY - PORT ARTHUR-Heavy Construction Unadjusted Goal is 11.9%

FUND TYPE	TOTAL EXPENDITURES	TOTAL SPENT WITH NON-HUBS AMOUNT/%	TOTAL SPENT WITH **ADJ. HUBS 6.5%	TOTAL SPENT WITH *OTHER HUBS 5.3%	**ADJUSTED HUB GOAL 6.6%				*OTHER HUB GOAL 5.3% WOMAN AMOUNT/%
					ASIAN PACIFIC AMOUNT/%	BLACK AMOUNT/%	HISPANIC AMOUNT/%	NATIVE AMERICAN AMOUNT/%	
T									
N									
S									
-TC									
C									

788-LAMAR UNIVERSITY - PORT ARTHUR-Building Construction Unadjusted Goal is 26.1%

FUND TYPE	TOTAL EXPENDITURES	TOTAL SPENT WITH NON-HUBS	TOTAL SPENT WITH **ADJ. HUBS 25.1%	TOTAL SPENT WITH *OTHER HUBS 1.0%	**ADJUSTED HUB GOAL 26.1%			*OTHER HUB GOAL 1.0%	
					BLACK	HISPANIC	WOMAN	ASIAN PACIFIC	NATIVE AMERICAN
T	\$226,110	\$226,110/100%							
N	\$226,110	\$226,110/100%							
S	***	***	\$34,744/7.68%			\$31,250/6.91%		\$3,494/.772%	
-TC									
C	\$452,221	\$452,221/100%	\$34,744/7.68%			\$31,250/6.91%		\$3,494/.772%	

788-LAMAR UNIVERSITY - PORT ARTHUR-Special Trade Unadjusted Goal is 57.2%

FUND TYPE	TOTAL EXPENDITURES	TOTAL SPENT WITH NON-HUBS	TOTAL SPENT WITH **ADJ. HUBS 47.0%	TOTAL SPENT WITH *OTHER HUBS 10.2%	**ADJUSTED HUB GOAL 47.0%			*OTHER HUB GOAL 10.2%		
					BLACK	HISPANIC	WOMAN	ASIAN PACIFIC	NATIVE AMERICAN	WOMAN
T	\$696,828	\$606,148/84.6%	\$736/.123%	\$90,943/16.2%				\$528/.088%	\$90,415/15.1%	
N	\$206,793	\$117,028/56.5%	\$2,922/1.41%	\$86,843/41.9%	\$2,922/1.41%				\$86,843/41.9%	
S										
-TC										
C	\$603,621	\$622,175/77.4%	\$3,858/.455%	\$177,787/22.1%	\$3,858/.455%			\$528/.065%	\$177,259/22.0%	

788-LAMAR UNIVERSITY - PORT ARTHUR-Professional Services Unadjusted Goal is 20.0%

FUND TYPE	TOTAL EXPENDITURES	TOTAL SPENT WITH NON-HUBS	TOTAL SPENT WITH **ADJ. HUBS 18.1%	TOTAL SPENT WITH *OTHER HUBS 1.9%	**ADJUSTED HUB GOAL 18.1%			*OTHER HUB GOAL 1.9%	
					BLACK	HISPANIC	WOMAN	ASIAN PACIFIC	NATIVE AMERICAN
T	\$38,670	\$38,670/100%							
N	\$30,760	\$30,760/100%							
S									
-TC									
C	\$69,451	\$69,451/100%							

788-LAMAR UNIVERSITY - PORT ARTHUR-Other Services Unadjusted Goal is 33.0%

FUND TYPE	TOTAL EXPENDITURES	TOTAL SPENT WITH NON-HUBS	TOTAL SPENT WITH **ADJ. HUBS 33.0%	TOTAL SPENT WITH *OTHER HUBS 1.1%	**ADJUSTED HUB GOAL 33.0%			
					ASIAN PACIFIC	BLACK	HISPANIC	NATIVE AMERICAN
T	\$159,671	\$159,322/98.6%	\$548/.343%					\$548/.343%
N	\$406,202	\$386,686/97.6%	\$9,518/2.34%		\$280/.071%		\$8,200/2.02%	\$1,026/.253%
S								
-TC	\$37,640	\$37,640/100%						
C	\$527,533	\$517,467/98.0%	\$10,065/1.90%		\$280/.055%		\$8,200/1.55%	\$1,576/.285%

788-LAMAR UNIVERSITY - PORT ARTHUR-Commodity Purchasing Unadjusted Goal is 12.8%

FUND TYPE	TOTAL EXPENDITURES	TOTAL SPENT WITH NON-HUBS	TOTAL SPENT WITH **ADJ. HUBS 11.5%	TOTAL SPENT WITH *OTHER HUBS 1.1%	**ADJUSTED HUB GOAL 11.5%			*OTHER HUB GOAL 1.1%	
					BLACK	HISPANIC	WOMAN	ASIAN PACIFIC	NATIVE AMERICAN
T	\$1,181,515	\$760,544/65.4%	\$172,850/14.8%	\$228,120/19.6%	\$46,939/4.04%	\$46,865/4.03%	\$78,045/6.80%	\$228,120/19.6%	
N	\$287,995	\$254,933/88.5%	\$28,768/9.92%	\$6,293/2.18%		\$22,075/7.66%	\$4,680/1.62%	\$6,293/2.18%	
S									
-TC	\$82,912	\$81,985/98.8%	\$927/1.11%				\$927/1.11%		
C	\$1,368,588	\$993,493/88.3%	\$198,691/14.5%	\$234,413/17.1%	\$46,939/3.43%	\$68,943/5.04%	\$82,808/6.05%	\$234,413/17.1%	

DB = DEBIT (NEGATIVE AMOUNT) * = OTHER HUBS ** = ADJUSTED HUBS *** = DOLLARS REPORTED BUT NOT SHOWN IN THESE COLUMNS. SEE COVER LETTER PARA. 4
T=TREASURY, N=NON-TREASURY, S=SUBCONTRACTOR FUNDS & PROCUREMENT CARD HUB PURCHASES, TC=TERM CONTRACT, C=CONSOLIDATED. SEE PAGE 4 OF HUB REPORT FOR FUND TYPE DESCRIPTION.

TEXAS HISTORICALLY UNDERUTILIZED BUSINESS (HUB) ANNUAL REPORT RECEIVED FOR FISCAL YEAR 1999
SECTION VII - AGENCY EXPENDITURE SUMMARY DATA

789-LAMAR INSTITUTE OF TECHNOLOGY-Heavy Construction Unadjusted Goal is 11.9%

FUND TYPE	TOTAL EXPENDITURES	TOTAL SPENT WITH NON-HUBS AMOUNT/%	TOTAL SPENT WITH **ADJ. HUBS 6.6% AMOUNT/%	TOTAL SPENT WITH *OTHER HUBS 5.3% AMOUNT/%	ASIAN PACIFIC AMOUNT/%	**ADJUSTED HUB GOAL 6.6% BLACK AMOUNT/%	HISPANIC AMOUNT/%	NATIVE AMERICAN AMOUNT/%	*OTHER HUB GOAL 5.3% WOMAN AMOUNT/%
T									
N									
S									
TC									
C									

789-LAMAR INSTITUTE OF TECHNOLOGY-Building Construction Unadjusted Goal is 26.1%

FUND TYPE	TOTAL EXPENDITURES	TOTAL SPENT WITH NON-HUBS	TOTAL SPENT WITH **ADJ. HUBS 25.1%	TOTAL SPENT WITH *OTHER HUBS 1.0%	BLACK	**ADJUSTED HUB GOAL 25.1% HISPANIC	WOMAN	*OTHER HUB GOAL 1.0% ASIAN PACIFIC	NATIVE AMERICAN
T	\$187,548	\$187,548/100%							
N	\$272,483	\$272,483/100%							
S									
TC									
C	\$460,031	\$460,031/100%							

789-LAMAR INSTITUTE OF TECHNOLOGY-Special Trade Unadjusted Goal is 57.2%

FUND TYPE	TOTAL EXPENDITURES	TOTAL SPENT WITH NON-HUBS	TOTAL SPENT WITH **ADJ. HUBS 47.0%	TOTAL SPENT WITH *OTHER HUBS 10.2%	BLACK	**ADJUSTED HUB GOAL 47.0% HISPANIC	WOMAN	*OTHER HUB GOAL 10.2% ASIAN PACIFIC	NATIVE AMERICAN
T	\$46,013	\$24,171/52.5%	\$13,359/29.0%	\$8,482/18.4%		\$13,359/29.0%			
N	\$28,523	\$20,390/70.5%		\$8,482/29.4%					\$8,482/18.4%
S									\$8,482/29.4%
TC	\$1,777	\$1,777/100%							
C	\$73,058	\$42,734/58.4%	\$13,359/18.2%	\$16,965/23.2%		\$13,359/18.2%			\$16,965/23.2%

789-LAMAR INSTITUTE OF TECHNOLOGY-Professional Services Unadjusted Goal is 20.0%

FUND TYPE	TOTAL EXPENDITURES	TOTAL SPENT WITH NON-HUBS	TOTAL SPENT WITH **ADJ. HUBS 19.1%	TOTAL SPENT WITH *OTHER HUBS 1.8%	BLACK	**ADJUSTED HUB GOAL 19.1% HISPANIC	WOMAN	*OTHER HUB GOAL 1.8% ASIAN PACIFIC	NATIVE AMERICAN
T	\$115,605	\$115,605/100%							
N	\$131,183	\$123,850/94.4%	\$7,323/5.58%		\$1,200/.914%	\$6,123/4.66%			
S									
TC									
C	\$246,788	\$239,465/97.0%	\$7,323/2.86%		\$1,200/.486%	\$6,123/2.48%			

789-LAMAR INSTITUTE OF TECHNOLOGY-Other Services Unadjusted Goal is 33.0%

FUND TYPE	TOTAL EXPENDITURES	TOTAL SPENT WITH NON-HUBS	TOTAL SPENT WITH **ADJ. HUBS 33.0%	ASIAN PACIFIC	BLACK	**ADJUSTED HUB GOAL 33.0% HISPANIC	NATIVE AMERICAN	WOMAN
T	\$153,258	\$151,712/98.9%	\$1,545/1.00%		\$1,420/.928%			\$125/.081%
N	\$543,389	\$537,741/98.9%	\$5,658/1.04%		\$1,420/.261%			\$4,237/.779%
S								
TC	\$82	\$82/100%						
C	\$696,674	\$689,371/98.9%	\$7,203/1.03%		\$2,841/.407%			\$4,362/.626%

789-LAMAR INSTITUTE OF TECHNOLOGY-Commodity Purchasing Unadjusted Goal is 12.6%

FUND TYPE	TOTAL EXPENDITURES	TOTAL SPENT WITH NON-HUBS	TOTAL SPENT WITH **ADJ. HUBS 11.5%	TOTAL SPENT WITH *OTHER HUBS 1.1%	BLACK	**ADJUSTED HUB GOAL 11.5% HISPANIC	WOMAN	*OTHER HUB GOAL 1.1% ASIAN PACIFIC	NATIVE AMERICAN
T	\$445,442	\$368,082/82.6%	\$45,032/10.1%	\$32,328/7.26%		\$17,720/3.97%	\$27,311/5.13%	\$32,328/7.26%	
N	\$300,602	\$274,348/91.2%	\$24,493/8.14%	\$1,760/.585%		\$7,686/2.55%	\$16,808/5.59%	\$1,760/.585%	
S									
TC	\$31,173	\$27,302/87.5%	\$368/1.18%	\$3,502/11.2%		\$26/.083%	\$342/1.09%	\$3,502/11.2%	
C	\$714,871	\$615,129/86.0%	\$69,156/9.67%	\$30,586/4.27%		\$26,381/3.55%	\$42,775/6.12%	\$30,586/4.27%	

DB = DEBIT (NEGATIVE AMOUNT) * = OTHER HUBS ** = ADJUSTED HUBS *** = DOLLARS REPORTED BUT NOT SHOWN IN THESE COLUMNS. SEE COVER LETTER PARA. 4
T-TREASURY, N=NON-TREASURY, S=SUBCONTRACTOR FUNDS & PROCUREMENT CARD HUB PURCHASES, TC=TERM CONTRACT, C=CONSOLIDATED. SEE PAGE 4 OF HUB REPORT FOR FUND TYPE DESCRIPTION.

802-PARKS AND WILDLIFE DEPARTMENT-Heavy Construction Unadjusted Goal is 11.9%

FUND TYPE	TOTAL EXPENDITURES	TOTAL SPENT WITH NON-HUBS AMOUNT/%	TOTAL SPENT WITH **ADJ. HUBS 6.6% AMOUNT/%	TOTAL SPENT WITH *OTHER HUBS 5.3% AMOUNT/%	**ADJUSTED HUB GOAL 6.6%				*OTHER HUB GOAL 5.3% WOMAN AMOUNT/%
					ASIAN PACIFIC AMOUNT/%	BLACK AMOUNT/%	HISPANIC AMOUNT/%	NATIVE AMERICAN AMOUNT/%	
T	\$130,147	\$129,198/98.2%		\$948/.728%					\$948/.728%
N									
S									
-TC									
C	\$130,147	\$129,199/99.2%		\$948/.728%					\$948/.728%

802-PARKS AND WILDLIFE DEPARTMENT-Building Construction Unadjusted Goal is 26.1%

FUND TYPE	TOTAL EXPENDITURES	TOTAL SPENT WITH NON-HUBS	TOTAL SPENT WITH **ADJ. HUBS 25.1% AMOUNT/%	TOTAL SPENT WITH *OTHER HUBS 1.0% AMOUNT/%	**ADJUSTED HUB GOAL 25.1%			*OTHER HUB GOAL 1.0%	
					BLACK	HISPANIC	WOMAN	ASIAN PACIFIC	NATIVE AMERICAN
T	\$7,521,494	\$6,946,610/92.3%	\$571,888/7.60%	\$2,995/.039%	\$108,247/1.43%	\$253,953/3.37%	\$209,786/2.78%		\$2,995/.039%
N									
S	***	***	\$203,336/2.71%			\$4,579/.060%	\$199,357/2.65%		
-TC	\$293,200	\$286,088/97.5%	\$7,111/2.42%			\$6,178/2.10%	\$833/.318%		
C	\$7,228,293	\$6,660,421/92.1%	\$768,813/10.6%	\$2,845/.041%	\$108,247/1.48%	\$252,354/3.48%	\$406,211/5.64%		\$2,995/.041%

802-PARKS AND WILDLIFE DEPARTMENT-Special Trade Unadjusted Goal is 57.2%

FUND TYPE	TOTAL EXPENDITURES	TOTAL SPENT WITH NON-HUBS	TOTAL SPENT WITH **ADJ. HUBS 47.0% AMOUNT/%	TOTAL SPENT WITH *OTHER HUBS 10.2% AMOUNT/%	**ADJUSTED HUB GOAL 47.0%		*OTHER HUB GOAL 10.2%		
					BLACK	HISPANIC	ASIAN PACIFIC	NATIVE AMERICAN	WOMAN
T	\$9,530,452	\$8,267,214/87.2%	\$144,913/1.52%	\$118,324/1.24%		\$144,913/1.52%	\$2,201/.023%		\$118,123/1.21%
N									
S	***	***	\$28,000/.300%	\$26,000/.278%	\$28,000/.300%				\$28,000/.278%
-TC	\$43,682	\$32,368/74.0%	\$3,606/8.25%	\$7,707/17.6%		\$3,606/8.25%			\$7,707/17.6%
C	\$9,486,770	\$9,234,846/97.3%	\$169,307/1.78%	\$136,816/1.44%	\$28,000/.295%	\$141,307/1.48%	\$2,201/.023%		\$134,415/1.41%

802-PARKS AND WILDLIFE DEPARTMENT-Professional Services Unadjusted Goal is 20.0%

FUND TYPE	TOTAL EXPENDITURES	TOTAL SPENT WITH NON-HUBS	TOTAL SPENT WITH **ADJ. HUBS 18.1% AMOUNT/%	TOTAL SPENT WITH *OTHER HUBS 1.9% AMOUNT/%	**ADJUSTED HUB GOAL 18.1%			*OTHER HUB GOAL 1.9%	
					BLACK	HISPANIC	WOMAN	ASIAN PACIFIC	NATIVE AMERICAN
T	\$98,876	\$98,876/100%							
N									
S									
-TC									
C	\$98,876	\$98,876/100%							

802-PARKS AND WILDLIFE DEPARTMENT-Other Services Unadjusted Goal is 33.0%

FUND TYPE	TOTAL EXPENDITURES	TOTAL SPENT WITH NON-HUBS	TOTAL SPENT WITH **ADJ. HUBS 33.0% AMOUNT/%	TOTAL SPENT WITH *OTHER HUBS 1.1% AMOUNT/%	**ADJUSTED HUB GOAL 33.0%				
					ASIAN PACIFIC	BLACK	HISPANIC	NATIVE AMERICAN	WOMAN
T	\$12,622,567	\$11,735,511/93.7%	\$784,045/6.26%	\$274/.154%	\$62,002/.495%	\$146,906/1.17%	\$28,910/.230%	\$20/.000%	\$546,206/4.36%
N									
S	***	***	\$58,862/2.52%				\$58,862/2.52%		
-TC	\$177,843	\$177,569/99.8%	\$274/.154%				\$243/.136%		\$30/.017%
C	\$12,344,713	\$11,560,942/93.6%	\$842,633/6.82%	\$274/.154%	\$62,002/.502%	\$146,906/1.19%	\$87,528/.709%	\$20/.000%	\$546,176/4.42%

802-PARKS AND WILDLIFE DEPARTMENT-Commodity Purchasing Unadjusted Goal is 12.6%

FUND TYPE	TOTAL EXPENDITURES	TOTAL SPENT WITH NON-HUBS	TOTAL SPENT WITH **ADJ. HUBS 11.5% AMOUNT/%	TOTAL SPENT WITH *OTHER HUBS 1.1% AMOUNT/%	**ADJUSTED HUB GOAL 11.5%			*OTHER HUB GOAL 1.1%	
					BLACK	HISPANIC	WOMAN	ASIAN PACIFIC	NATIVE AMERICAN
T	\$22,918,805	\$22,320,833/97.3%	\$333,396/1.45%	\$264,576/1.15%	\$1,786/.007%	\$30,087/.131%	\$301,522/1.31%	\$264,576/1.15%	
N									
S	***	***	\$88,247	\$6,965	\$13,062	\$3,486	\$71,687	\$6,898	\$67
-TC	\$4,727,429	\$4,692,669/99.2%	\$31,546/.667%	\$3,213/.068%	\$561/.011%	\$3,653/.077%	\$27,321/.577%	\$3,213/.068%	
C	\$18,191,376	\$17,628,163/96.9%	\$380,097/2.14%	\$268,328/1.47%	\$14,288/.078%	\$29,920/.164%	\$345,888/1.90%	\$268,261/1.47%	\$67/.000%

DB = DEBIT (NEGATIVE AMOUNT) * = OTHER HUBS ** = ADJUSTED HUBS *** = DOLLARS REPORTED BUT NOT SHOWN IN THESE COLUMNS. SEE COVER LETTER PARA. 4
T-TREASURY, N=NON-TREASURY, S=SUBCONTRACTOR FUNDS & PROCUREMENT CARD HUB PURCHASES, TC=TERM CONTRACT, C=CONSOLIDATED. SEE PAGE 4 OF HUB REPORT FOR FUND TYPE DESCRIPTION.

808-TEXAS HISTORICAL COMMISSION-Heavy Construction Unadjusted Goal is 11.9%

FUND TYPE	TOTAL EXPENDITURES	TOTAL SPENT WITH NON-HUBS AMOUNT/%	TOTAL SPENT WITH **ADJ. HUBS 6.6% AMOUNT/%	TOTAL SPENT WITH *OTHER HUBS 5.3% AMOUNT/%	ASIAN PACIFIC AMOUNT/%	BLACK AMOUNT/%	HISPANIC AMOUNT/%	NATIVE AMERICAN AMOUNT/%	*OTHER HUB GOAL 5.3% WOMAN AMOUNT/%
T									
N									
S									
-TC									
C									

808-TEXAS HISTORICAL COMMISSION-Building Construction Unadjusted Goal is 26.1%

FUND TYPE	TOTAL EXPENDITURES	TOTAL SPENT WITH NON-HUBS	TOTAL SPENT WITH **ADJ. HUBS 25.1% AMOUNT/%	TOTAL SPENT WITH *OTHER HUBS 1.0% AMOUNT/%	BLACK	HISPANIC	WOMAN	*OTHER HUB GOAL 1.0% ASIAN PACIFIC NATIVE AMERICAN
T								
N								
S								
-TC								
C								

808-TEXAS HISTORICAL COMMISSION-Special Trade Unadjusted Goal is 57.2%

FUND TYPE	TOTAL EXPENDITURES	TOTAL SPENT WITH NON-HUBS	TOTAL SPENT WITH **ADJ. HUBS 47.0% AMOUNT/%	TOTAL SPENT WITH *OTHER HUBS 10.2% AMOUNT/%	BLACK	HISPANIC	ASIAN PACIFIC	NATIVE AMERICAN	WOMAN
T	\$137,731	\$137,553/99.8%		\$177/.129%					\$177/.129%
N									
S									
-TC									
C	\$137,731	\$137,553/99.8%		\$177/.129%					\$177/.129%

808-TEXAS HISTORICAL COMMISSION-Professional Services Unadjusted Goal is 20.0%

FUND TYPE	TOTAL EXPENDITURES	TOTAL SPENT WITH NON-HUBS	TOTAL SPENT WITH **ADJ. HUBS 18.1% AMOUNT/%	TOTAL SPENT WITH *OTHER HUBS 1.9% AMOUNT/%	BLACK	HISPANIC	WOMAN	*OTHER HUB GOAL 1.9% ASIAN PACIFIC NATIVE AMERICAN
T	\$56,718	\$56,718/100%						
N								
S								
-TC								
C	\$56,718	\$56,718/100%						

808-TEXAS HISTORICAL COMMISSION-Other Services Unadjusted Goal is 33.0%

FUND TYPE	TOTAL EXPENDITURES	TOTAL SPENT WITH NON-HUBS	TOTAL SPENT WITH **ADJ. HUBS 33.0% AMOUNT/%	ASIAN PACIFIC	BLACK	HISPANIC	NATIVE AMERICAN	WOMAN
T	\$506,694	\$406,100/79.8%	\$103,594/20.3%		\$56,131/11.0%	\$34,071/6.68%		\$13,391/2.63%
N								
S								
-TC	\$1,726	\$1,726/100%						
C	\$506,697	\$403,373/79.5%	\$103,594/20.4%		\$56,131/11.0%	\$34,071/6.72%		\$13,391/2.64%

808-TEXAS HISTORICAL COMMISSION-Commodity Purchasing Unadjusted Goal is 12.6%

FUND TYPE	TOTAL EXPENDITURES	TOTAL SPENT WITH NON-HUBS	TOTAL SPENT WITH **ADJ. HUBS 11.5% AMOUNT/%	TOTAL SPENT WITH *OTHER HUBS 1.1% AMOUNT/%	BLACK	HISPANIC	WOMAN	*OTHER HUB GOAL 1.1% ASIAN PACIFIC NATIVE AMERICAN
T	\$186,227	\$157,657/84.6%	\$11,388/6.11%	\$17,181/9.22%			\$11,388/6.11%	\$17,181/9.22%
N								
S								
-TC	\$48,060	\$48,060/100%						
C	\$138,167	\$108,597/78.3%	\$11,388/8.24%	\$17,181/12.4%			\$11,388/8.24%	\$17,181/12.4%

DB = DEBIT (NEGATIVE AMOUNT) * = OTHER HUBS ** = ADJUSTED HUBS *** = DOLLARS REPORTED BUT NOT SHOWN IN THESE COLUMNS. SEE COVER LETTER PARA. 4
T-TREASURY, N=NON-TREASURY, S=SUBCONTRACTOR FUNDS & PROCUREMENT CARD HUB PURCHASES, TC=TERM CONTRACT, C=CONSOLIDATED. SEE PAGE 4 OF HUB REPORT FOR FUND TYPE DESCRIPTION.

809-STATE PRESERVATION BOARD-Heavy Construction Unadjusted Goal is 11.9%

FUND TYPE	TOTAL EXPENDITURES	TOTAL SPENT WITH NON-HUBS AMOUNT/%	TOTAL SPENT WITH **ADJ. HUBS 8.6% AMOUNT/%	TOTAL SPENT WITH *OTHER HUBS 5.3% AMOUNT/%	ASIAN PACIFIC AMOUNT/%	BLACK AMOUNT/%	HISPANIC AMOUNT/%	NATIVE AMERICAN AMOUNT/%	*OTHER HUB GOAL 5.3% WOMAN AMOUNT/%
T									
N									
S									
-TC									
C									

809-STATE PRESERVATION BOARD-Building Construction Unadjusted Goal is 26.1%

FUND TYPE	TOTAL EXPENDITURES	TOTAL SPENT WITH NON-HUBS	TOTAL SPENT WITH **ADJ. HUBS 25.1%	TOTAL SPENT WITH *OTHER HUBS 1.0%	BLACK	HISPANIC	WOMAN	ASIAN PACIFIC	NATIVE AMERICAN
T	\$2,547,672	\$2,547,672/100 %							
N	***	***	\$252,907/9.92%		\$3,202/.125%	\$25,770/1.01%	\$223,934/8.78%		
S									
-TC									
C	\$2,547,672	\$2,547,672/100 %	\$252,907/9.92%		\$3,202/.125%	\$25,770/1.01%	\$223,934/8.78%		

809-STATE PRESERVATION BOARD-Special Trade Unadjusted Goal is 57.2%

FUND TYPE	TOTAL EXPENDITURES	TOTAL SPENT WITH NON-HUBS	TOTAL SPENT WITH **ADJ. HUBS 47.0%	TOTAL SPENT WITH *OTHER HUBS 10.2%	BLACK	HISPANIC	WOMAN	ASIAN PACIFIC	NATIVE AMERICAN
T	\$2,285,163	\$2,284,684/99.1%	\$19,158/.838%	\$1,320/.057%		\$19,158/.838%			\$1,320/.057%
N	\$813,712	\$804,417/98.6%		\$9,285/1.14%					\$9,285/1.14%
S	***	***		\$366,241/13.3%					\$366,241/13.3%
-TC									
C	\$3,098,875	\$3,088,101/99.0%	\$19,158/.618%	\$376,857/12.1%		\$19,158/.618%			\$376,857/12.1%

809-STATE PRESERVATION BOARD-Professional Services Unadjusted Goal is 20.0%

FUND TYPE	TOTAL EXPENDITURES	TOTAL SPENT WITH NON-HUBS	TOTAL SPENT WITH **ADJ. HUBS 12.1%	TOTAL SPENT WITH *OTHER HUBS 1.9%	BLACK	HISPANIC	WOMAN	ASIAN PACIFIC	NATIVE AMERICAN
T	\$4,171,047	\$4,153,745/99.5%	\$17,302/.414%			\$552/.013%	\$16,750/.401%		
N	\$56,765	\$56,765/100 %							
S	***	***	\$504,500/11.9%				\$504,500/11.9%		
-TC									
C	\$4,227,813	\$4,210,511/99.5%	\$521,802/12.2%			\$552/.013%	\$521,250/12.3%		

809-STATE PRESERVATION BOARD-Other Services Unadjusted Goal is 33.0%

FUND TYPE	TOTAL EXPENDITURES	TOTAL SPENT WITH NON-HUBS	TOTAL SPENT WITH **ADJ. HUBS 33.0%	TOTAL SPENT WITH *OTHER HUBS 1.1%	ASIAN PACIFIC	BLACK	HISPANIC	NATIVE AMERICAN	WOMAN
T	\$1,087,533	\$1,039,100/95.5%	\$48,433/4.45%	\$12,612/13.6%	\$562/.051%		\$4,848/.445%		\$43,022/3.95%
N	\$91,180	\$78,578/86.1%					\$179/.196%		\$12,433/13.6%
S									
-TC	\$5,563	\$5,563/100 %							
C	\$1,173,161	\$1,112,115/94.7%	\$61,045/5.20%		\$562/.047%		\$5,027/.428%		\$55,455/4.72%

809-STATE PRESERVATION BOARD-Commodity Purchasing Unadjusted Goal is 12.6%

FUND TYPE	TOTAL EXPENDITURES	TOTAL SPENT WITH NON-HUBS	TOTAL SPENT WITH **ADJ. HUBS 11.5%	TOTAL SPENT WITH *OTHER HUBS 1.1%	BLACK	HISPANIC	WOMAN	ASIAN PACIFIC	NATIVE AMERICAN
T	\$2,848,766	\$2,800,737/98.3%	\$44,748/1.57%	\$3,280/.115%	\$345/.012%	\$2,038/.071%	\$42,363/1.48%	\$3,213/.112%	\$66/.002%
N	\$171,726	\$163,742/95.3%	\$7,983/4.64%				\$7,983/4.64%		
S	***	***	\$29,405/11.1%				\$29,405/11.1%		
-TC	\$81,410	\$80,697/99.3%	\$446/.548%	\$56/.081%		\$59/.085%	\$376/.462%		\$56/.081%
C	\$2,939,081	\$2,883,982/98.1%	\$81,690/2.77%	\$3,214/.109%	\$345/.011%	\$1,969/.067%	\$79,375/2.70%	\$3,147/.107%	\$66/.002%

DB = DEBIT (NEGATIVE AMOUNT) * = OTHER HUBS ** = ADJUSTED HUBS *** = DOLLARS REPORTED BUT NOT SHOWN IN THESE COLUMNS. SEE COVER LETTER PARA. 4
T=TREASURY, N=NON-TREASURY, S=SUBCONTRACTOR FUNDS & PROCUREMENT CARD HUB PURCHASES, TC=TERM CONTRACT, C=CONSOLIDATED. SEE PAGE 4 OF HUB REPORT FOR FUND TYPE DESCRIPTION.

813-TEXAS COMMISSION ON THE ARTS-Heavy Construction Unadjusted Goal is 11.9%

FUND TYPE	TOTAL EXPENDITURES	TOTAL SPENT WITH NON-HUBS AMOUNT/%	TOTAL SPENT WITH **ADJ. HUBS 6.6% AMOUNT/%	TOTAL SPENT WITH *OTHER HUBS 5.3% AMOUNT/%	ASIAN PACIFIC AMOUNT/%	**ADJUSTED HUB GOAL 6.6% BLACK AMOUNT/%	HISPANIC AMOUNT/%	NATIVE AMERICAN AMOUNT/%	*OTHER HUB GOAL 5.3% WOMAN AMOUNT/%
T									
N									
S									
-TC									
C									

813-TEXAS COMMISSION ON THE ARTS-Building Construction Unadjusted Goal is 26.1%

FUND TYPE	TOTAL EXPENDITURES	TOTAL SPENT WITH NON-HUBS	TOTAL SPENT WITH **ADJ. HUBS 25.1%	TOTAL SPENT WITH *OTHER HUBS 3.0%	BLACK	**ADJUSTED HUB GOAL 26.1% HISPANIC	WOMAN	*OTHER HUB GOAL 3.0% ASIAN PACIFIC	NATIVE AMERICAN
T									
N									
S									
-TC									
C									

813-TEXAS COMMISSION ON THE ARTS-Special Trade Unadjusted Goal is 57.2%

FUND TYPE	TOTAL EXPENDITURES	TOTAL SPENT WITH NON-HUBS	TOTAL SPENT WITH **ADJ. HUBS 47.0%	TOTAL SPENT WITH *OTHER HUBS 10.2%	BLACK	**ADJUSTED HUB GOAL 57.2% HISPANIC	WOMAN	*OTHER HUB GOAL 10.2% ASIAN PACIFIC	NATIVE AMERICAN
T									
N									
S									
-TC									
C									

813-TEXAS COMMISSION ON THE ARTS-Professional Services Unadjusted Goal is 20.0%

FUND TYPE	TOTAL EXPENDITURES	TOTAL SPENT WITH NON-HUBS	TOTAL SPENT WITH **ADJ. HUBS 18.1%	TOTAL SPENT WITH *OTHER HUBS 1.9%	BLACK	**ADJUSTED HUB GOAL 20.0% HISPANIC	WOMAN	*OTHER HUB GOAL 1.9% ASIAN PACIFIC	NATIVE AMERICAN
T									
N									
S									
-TC									
C									

813-TEXAS COMMISSION ON THE ARTS-Other Services Unadjusted Goal is 33.0%

FUND TYPE	TOTAL EXPENDITURES	TOTAL SPENT WITH NON-HUBS	TOTAL SPENT WITH **ADJ. HUBS 33.0%	ASIAN PACIFIC	BLACK	**ADJUSTED HUB GOAL 33.0% HISPANIC	NATIVE AMERICAN	WOMAN
T	\$820,189	\$845,440/78.6%	\$174,749/21.3%					\$174,749/21.3%
N								
S								
-TC								
C	\$820,189	\$845,440/78.6%	\$174,749/21.3%					\$174,749/21.3%

813-TEXAS COMMISSION ON THE ARTS-Commodity Purchasing Unadjusted Goal is 12.6%

FUND TYPE	TOTAL EXPENDITURES	TOTAL SPENT WITH NON-HUBS	TOTAL SPENT WITH **ADJ. HUBS 11.5%	TOTAL SPENT WITH *OTHER HUBS 1.1%	BLACK	**ADJUSTED HUB GOAL 12.6% HISPANIC	WOMAN	*OTHER HUB GOAL 1.1% ASIAN PACIFIC	NATIVE AMERICAN
T	\$143,244	\$116,562/81.3%	\$25,305/17.6%	\$1,375/.960%		\$1,050/.733%	\$24,255/16.9%	\$432/.301%	\$943/.658%
N									
S									
-TC									
C	\$143,244	\$116,562/81.3%	\$25,305/17.6%	\$1,375/.960%		\$1,050/.733%	\$24,255/16.9%	\$432/.301%	\$943/.658%

DB = DEBIT (NEGATIVE AMOUNT) * = OTHER HUBS ** = ADJUSTED HUBS *** = DOLLARS REPORTED BUT NOT SHOWN IN THESE COLUMNS. SEE COVER LETTER PARA. 4.
T-TREASURY, N-NON-TREASURY, S-SUBCONTRACTOR FUNDS & PROCUREMENT CARD HUB PURCHASES, TC-TERM CONTRACT, C-CONSOLIDATED. SEE PAGE 4 OF HUB REPORT FOR FUND TYPE DESCRIPTION.

FUND TYPE	TOTAL EXPENDITURES	TOTAL SPENT WITH NON-HUBS AMOUNT/%	819-TX EMANCIPATION JUNETEENTH		COMM-Heavy Construction Unadjusted Goal is 11.9%				
			TOTAL SPENT WITH **ADJ. HUBS 6.6%	TOTAL SPENT WITH *OTHER HUBS 5.3%	ASIAN PACIFIC AMOUNT/%	BLACK AMOUNT/%	HISPANIC AMOUNT/%	NATIVE AMERICAN AMOUNT/%	*OTHER HUB GOAL 5.3% WOMAN AMOUNT/%

T
N
S
-TC
C

FUND TYPE	TOTAL EXPENDITURES	TOTAL SPENT WITH NON-HUBS	819-TX EMANCIPATION JUNETEENTH		COMM-Building Construction Unadjusted Goal is 26.1%			*OTHER HUB GOAL 1.0%	
			TOTAL SPENT WITH **ADJ. HUBS 25.1%	TOTAL SPENT WITH *OTHER HUBS 1.0%	BLACK	HISPANIC	WOMAN	ASIAN PACIFIC	NATIVE AMERICAN

T
N
S
-TC
C

FUND TYPE	TOTAL EXPENDITURES	TOTAL SPENT WITH NON-HUBS	819-TX EMANCIPATION JUNETEENTH		COMM-Special Trade Unadjusted Goal is 57.2%			*OTHER HUB GOAL 10.2%	
			TOTAL SPENT WITH **ADJ. HUBS 47.0%	TOTAL SPENT WITH *OTHER HUBS 10.2%	BLACK	HISPANIC	ASIAN PACIFIC	NATIVE AMERICAN	WOMAN

T
N
S
-TC
C

FUND TYPE	TOTAL EXPENDITURES	TOTAL SPENT WITH NON-HUBS	819-TX EMANCIPATION JUNETEENTH		COMM-Professional Services Unadjusted Goal is 20.0%			*OTHER HUB GOAL 1.9%	
			TOTAL SPENT WITH **ADJ. HUBS 18.1%	TOTAL SPENT WITH *OTHER HUBS 1.9%	BLACK	HISPANIC	WOMAN	ASIAN PACIFIC	NATIVE AMERICAN

T
N
S
-TC
C

FUND TYPE	TOTAL EXPENDITURES	TOTAL SPENT WITH NON-HUBS	819-TX EMANCIPATION JUNETEENTH		COMM-Other Services Unadjusted Goal is 33.0%				
			TOTAL SPENT WITH **ADJ. HUBS 33.0%	TOTAL SPENT WITH *OTHER HUBS 1.9%	ASIAN PACIFIC	BLACK	HISPANIC	NATIVE AMERICAN	WOMAN

T
N
S
-TC
C

FUND TYPE	TOTAL EXPENDITURES	TOTAL SPENT WITH NON-HUBS	819-TX EMANCIPATION JUNETEENTH		COMM-Commodity Purchasing Unadjusted Goal is 12.6%			*OTHER HUB GOAL 1.1%	
			TOTAL SPENT WITH **ADJ. HUBS 11.5%	TOTAL SPENT WITH *OTHER HUBS 1.1%	BLACK	HISPANIC	WOMAN	ASIAN PACIFIC	NATIVE AMERICAN

T
N
S
-TC
C

DB = DEBIT (NEGATIVE AMOUNT) * = OTHER HUBS ** = ADJUSTED HUBS *** = DOLLARS REPORTED BUT NOT SHOWN IN THESE COLUMNS. SEE COVER LETTER PARA. 4
T=TREASURY, N=NON-TREASURY, S=SUBCONTRACTOR FUNDS & PROCUREMENT CARD HUB PURCHASES, TC=TERM CONTRACT, C=CONSOLIDATED. SEE PAGE 4 OF HUB REPORT FOR FUND TYPE DESCRIPTION.

902-Comptroller Fiscal-Heavy Construction Unadjusted Goal is 17.2%

FUND TYPE	TOTAL EXPENDITURES	TOTAL SPENT WITH NON-HUBS AMOUNT/%	TOTAL SPENT WITH **ADJ. HUBS 5.5% AMOUNT/%	TOTAL SPENT WITH *OTHER HUBS 5.3% AMOUNT/%	ASIAN PACIFIC AMOUNT/%	**ADJUSTED HUB GOAL 6.6% BLACK AMOUNT/%	HISPANIC AMOUNT/%	NATIVE AMERICAN AMOUNT/%	*OTHER HUB GOAL 5.3% WDMAN AMOUNT/%
T									
N									
S									
-TC									
C									

902-Comptroller Fiscal-Building Construction Unadjusted Goal is 26.1%

FUND TYPE	TOTAL EXPENDITURES	TOTAL SPENT WITH NON-HUBS	TOTAL SPENT WITH **ADJ. HUBS 26.1%	TOTAL SPENT WITH *OTHER HUBS 1.0%	BLACK	**ADJUSTED HUB GOAL 25.1% HISPANIC	WDMAN	*OTHER HUB GOAL 1.0% ASIAN PACIFIC	NATIVE AMERICAN
T									
N									
S									
-TC									
C									

902-Comptroller Fiscal-Special Trade Unadjusted Goal is 57.2%

FUND TYPE	TOTAL EXPENDITURES	TOTAL SPENT WITH NON-HUBS	TOTAL SPENT WITH **ADJ. HUBS 47.0%	TOTAL SPENT WITH *OTHER HUBS 10.2%	BLACK	**ADJUSTED HUB GOAL 47.0% HISPANIC	ASIAN PACIFIC	NATIVE AMERICAN	WDMAN
T									
N									
S									
-TC									
C									

902-Comptroller Fiscal-Professional Services Unadjusted Goal is 20.0%

FUND TYPE	TOTAL EXPENDITURES	TOTAL SPENT WITH NON-HUBS	TOTAL SPENT WITH **ADJ. HUBS 18.1%	TOTAL SPENT WITH *OTHER HUBS 1.9%	BLACK	**ADJUSTED HUB GOAL 18.1% HISPANIC	WDMAN	*OTHER HUB GOAL 1.9% ASIAN PACIFIC	NATIVE AMERICAN
T	\$1,853,829	\$1,853,829/100 %							
N									
S									
-TC									
C	\$1,853,829	\$1,853,829/100 %							

902-Comptroller Fiscal-Other Services Unadjusted Goal is 33.0%

FUND TYPE	TOTAL EXPENDITURES	TOTAL SPENT WITH NON-HUBS	TOTAL SPENT WITH **ADJ. HUBS 33.0%	ASIAN PACIFIC	BLACK	**ADJUSTED HUB GOAL 33.0% HISPANIC	NATIVE AMERICAN	WDMAN
T	\$3,150,480	\$3,150,480/100 %						
N								
S								
-TC								
C	\$3,150,480	\$3,150,480/100 %						

902-Comptroller Fiscal-Commodity Purchasing Unadjusted Goal is 12.6%

FUND TYPE	TOTAL EXPENDITURES	TOTAL SPENT WITH NON-HUBS	TOTAL SPENT WITH **ADJ. HUBS 11.5%	TOTAL SPENT WITH *OTHER HUBS 1.1%	BLACK	**ADJUSTED HUB GOAL 11.5% HISPANIC	WDMAN	*OTHER HUB GOAL 1.1% ASIAN PACIFIC	NATIVE AMERICAN
T									
N									
S									
-TC									
C									

DB = DEBIT (NEGATIVE AMOUNT) * = OTHER HUBS ** = ADJUSTED HUBS *** = DOLLARS REPORTED BUT NOT SHOWN IN THESE COLUMNS. SEE COVER LETTER PARA. 4
T=TREASURY, N=NON-TREASURY, S=SUBCONTRACTOR FUNDS B PROCUREMENT CARD HUB PURCHASES, TC=TERM CONTRACT, C=CONSOLIDATED. SEE PAGE 4 OF HUB REPORT FOR FUND TYPE DESCRIPTION.

FUND TYPE	TOTAL EXPENDITURES	TOTAL SPENT WITH NON-HUBS AMOUNT/%	904-TEXAS FOOD AND FIBERS COMMISSION-Heavy Construction Unadjusted Goal is 11.9%		**ADJUSTED HUB GOAL 8.8%				*OTHER HUB GOAL 5.3%
			TOTAL SPENT WITH **ADJ. HUBS 8.0% AMOUNT/%	TOTAL SPENT WITH *OTHER HUBS 3.3% AMOUNT/%	ASIAN PACIFIC AMOUNT/%	BLACK AMOUNT/%	HISPANIC AMOUNT/%	NATIVE AMERICAN AMOUNT/%	WOMAN AMOUNT/%

T
N
S
-TC
C

FUND TYPE	TOTAL EXPENDITURES	TOTAL SPENT WITH NON-HUBS	904-TEXAS FOOD AND FIBERS COMMISSION-Building Construction Unadjusted Goal is 26.1%		**ADJUSTED HUB GOAL 25.1%			*OTHER HUB GOAL 1.0%	
			TOTAL SPENT WITH **ADJ. HUBS 25.1%	TOTAL SPENT WITH *OTHER HUBS 1.0%	BLACK	HISPANIC	WOMAN	ASIAN PACIFIC	NATIVE AMERICAN

T
N
S
-TC
C

FUND TYPE	TOTAL EXPENDITURES	TOTAL SPENT WITH NON-HUBS	904-TEXAS FOOD AND FIBERS COMMISSION-Special Trade Unadjusted Goal is 57.2%		**ADJUSTED HUB GOAL 47.0%		*OTHER HUB GOAL 10.2%		
			TOTAL SPENT WITH **ADJ. HUBS 47.0%	TOTAL SPENT WITH *OTHER HUBS 10.2%	BLACK	HISPANIC	ASIAN PACIFIC	NATIVE AMERICAN	WOMAN

T
N
S
-TC
C

FUND TYPE	TOTAL EXPENDITURES	TOTAL SPENT WITH NON-HUBS	904-TEXAS FOOD AND FIBERS COMMISSION-Professional Services Unadjusted Goal is 20.0%		**ADJUSTED HUB GOAL 18.1%			*OTHER HUB GOAL 1.9%	
			TOTAL SPENT WITH **ADJ. HUBS 18.1%	TOTAL SPENT WITH *OTHER HUBS 1.9%	BLACK	HISPANIC	WOMAN	ASIAN PACIFIC	NATIVE AMERICAN

T
N
S
-TC
C

FUND TYPE	TOTAL EXPENDITURES	TOTAL SPENT WITH NON-HUBS	904-TEXAS FOOD AND FIBERS COMMISSION-Other Services Unadjusted Goal is 33.0%		**ADJUSTED HUB GOAL 33.0%				
			TOTAL SPENT WITH **ADJ. HUBS 33.0%	TOTAL SPENT WITH *OTHER HUBS 1.1%	ASIAN PACIFIC	BLACK	HISPANIC	NATIVE AMERICAN	WOMAN

T
N
S
-TC
C

FUND TYPE	TOTAL EXPENDITURES	TOTAL SPENT WITH NON-HUBS	904-TEXAS FOOD AND FIBERS COMMISSION-Commodity Purchasing Unadjusted Goal is 12.6%		**ADJUSTED HUB GOAL 11.5%			*OTHER HUB GOAL 1.1%	
			TOTAL SPENT WITH **ADJ. HUBS 11.5%	TOTAL SPENT WITH *OTHER HUBS 1.1%	BLACK	HISPANIC	WOMAN	ASIAN PACIFIC	NATIVE AMERICAN

T
N
S
-TC
C

DB = DEBIT (NEGATIVE AMOUNT) * = OTHER HUBS ** = ADJUSTED HUBS *** = DOLLARS REPORTED BUT NOT SHOWN IN THESE COLUMNS. SEE COVER LETTER PARA. 4
T=TREASURY, N=NON-TREASURY, S=SUBCONTRACTOR FUNDS & PROCUREMENT CARD HUB PURCHASES, TC=TERM CONTRACT, C=CONSOLIDATED. SEE PAGE 4 OF HUB REPORT FOR FUND TYPE DESCRIPTION.

SECTION VIII - SUPPLEMENTAL REPORTS

(A) SUPPLEMENTAL SUMMARY LETTERS

**SUPPLEMENTAL SUMMARY LETTERS
FISCAL YEAR 1999 ANNUAL HUB REPORT**

AGENCY NUMBER	NAME OF AGENCY	AGENCY NUMBER	NAME OF AGENCY
224	Fourth Court of Appeals	718	Texas A & M University - Galveston
324	Texas Department of Human Services	720	University of Texas System
347	Texas Public Finance Authority	721	University of Texas at Austin
362	Texas Lottery Commission	723	University of Texas Medical Branch-Galveston
405	Texas Department of Public Safety	724	University of Texas at El Paso
457	Texas State Board of Public Accountancy	727	Texas Transportation Institute
472	Structural Pest Control Board	729	University of Texas Southwestern Medical Center at Dallas
501	Texas Department of Health	731	Texas Woman's University
506	University of Texas MD Anderson Cancer Center	732	Texas A & M University - Kingsville
555	Texas Agricultural Extension Service	735	Midwestern State University
556	Texas Agricultural Experiment Station	736	University of Texas - Pan American
576	Texas Forest Service	742	University of Texas of the Permian Basin
577	Texas Wildlife Damage Management Service	743	University of Texas - San Antonio
578	Texas Board of Veterinary Medical Examiners	744	University of Texas Houston
580	Texas Water Development Board	745	University of Texas Health Science Center at San Antonio
601	Texas Department of Transportation	747	University of Texas at Brownsville and Texas Southmost College
655	Texas Department of Mental Health and Mental Retardation	748	Baylor College of Dentistry
696	Texas Department of Criminal Justice	753	Sam Houston State University
710	Texas A & M University System	755	Stephen F. Austin State University
711	Texas A & M University	757	West Texas A & M University
712	Texas Engineering Experiment Station	759	University of Houston Clear Lake
713	Tarelton State University	760	Texas A & M University - Corpus Christi
714	University of Texas at Arlington	761	Texas A & M International University
715	Prairie View A & M University	763	University of North Texas Health Science Center at Forth Worth
716	Texas Engineering Extension Service	764	Texas A & M University - Texarkana
		785	University of Texas Health Science Center at Tyler
Total number of Supplemental Letters submitted: 51			





COURT OF APPEALS

FOURTH COURT OF APPEALS DISTRICT
BEXAR COUNTY JUSTICE CENTER, SUITE 3200
300 DOLOROSA
SAN ANTONIO, TEXAS 78205-3037

PHIL HARDBERGER
CHIEF JUSTICE

TOM RICKHOFF
ALMA LOPEZ
CATHERINE STONE
PAUL W. GREEN
SARAH B. DUNCAN
KAREN ANGELINI
JUSTICES

HERB SCHAEFER
CLERK

TELEPHONE
(210) 335-2635

FACSIMILE NO.
(210) 335-2762

Supplemental Summary - FY 99 Annual HUB Report - Agency #224

The Fourth Court of Appeals, Texas State Agency #224, recognizes the importance of conducting business with HUB vendors whenever possible.

As a Court, and a very small Texas State Agency, our opportunities to purchase from HUB vendors are limited.

Our largest expense, after salaries, is the purchase of law books for our Court's library. We use State-approved contract vendors for these purchases (our main vendor is West Publishing). We rarely have the choice of using a HUB vendor in buying law books.

The fourteen Courts of Appeals in Texas have been mandated by the State Legislature to follow the recommendations of the Office of Court Administration (OCA) in Austin, regarding purchases of major computer equipment. OCA uses HUB vendors whenever possible, in deciding the best computers for the Courts of Appeals to purchase. En Pointe Technologies, a woman-owned business, is our Court's main vendor for small computer purchases.

In purchasing other office equipment and supplies, our Court carefully considers price, quality of goods and services, and HUB status before making a choice of vendor. Our main vendor for office supplies is LNM, a woman-owned business. When purchasing office equipment (such as a copier) and the maintenance on that equipment, we use the catalogues of Texas-approved vendors. The maintenance agreement on our office's Time Stamp machine is held by a Hispanic male-owned company. The storage facilities for our old court records are owned by a woman.

The Fourth Court of Appeals is very conscious of its responsibility in spending the State's funds, and will continue to be careful and frugal in this area. We support the State efforts to purchase from HUB vendors.

Sincerely,

A handwritten signature in black ink, appearing to read "Herb Schaefer", written over a horizontal line.

Herb Schaefer, Clerk
Fourth Court of Appeals



TEXAS
Department of
Human Services

COMMISSIONER
Eric M. Bost

Supplemental Summary for the FY 99 Annual HUB Report for Agency Number 324

During FY '99, the agency placed special emphasis on promoting and encouraging HUB certification to vendors throughout the State of Texas. While maintaining the theme "*Partners for a Better Texas*", TDHS made a good faith effort to assist and increase HUB participation by:

- Corresponding with 585 Texas Chambers of Commerce to acquire their membership listings;
- Distributing over 716 HUB certification packets to vendors at business events, training sessions, and chamber members statewide;
- Joining with the City of Houston Affirmative Action and Contract Compliance staff to hold weekly meetings with prospective HUB vendors;
- Conducting fourteen one on one training sessions with HUB vendors interested in doing business with TDHS;
- Providing procurement credit card staff holders with HUB vendor lists and encouraging HUB utilization when making purchases; and
- Assisting prime contractors in locating potential HUB subcontractors.

In addition, TDHS staff attended all GSC sponsored Economic Opportunity Forums, served on four conference HUB committees and actively participated in the following events:

- Business Opportunity Symposium Series XI '98, Austin (September 16-19, 1998);
- Texas Department of Transportation "Meet the Buyer", South Padre Island (October 1, 1998);
- South Texas Congressional Contracting Opportunities Conference, Pharr (October 5-6, 1998);
- Hispanic Chamber of Commerce "Feria '98", Austin (October 10, 1998);
- San Antonio Chamber of Commerce "Meet the Buyer", San Antonio (October 16, 1998);
- Texas Department of Insurance HUB Forum, Austin (October 21, 1998);
- Procurement 2000, El Paso (October 21, 1998);
- Fifth Annual Forum of Economic Opportunities, Houston (November 5, 1998);
- City of Houston Minority & Disadvantage Business Workshop, Houston (January 5, 1999, February 2, 1999);
- City of Houston Affirmative Action and Contract Compliance Division (January 14, 1999);
- Texas Department of Transportation Disadvantage Business Enterprises, Tyler (February 3, 1999);
- Government Technology Conference, Austin (February 11, 1999);
- Houston Women's Business Council, Houston (February 18, 1999, April 30, 1999);
- Texas Minority Business Opportunity Committee Open House, Austin (March 30, 1999);
- University of Texas 6th Annual HUB Vendor Fair, Austin (April 28, 1999);
- Texas A & M International University Vendor Expo, Laredo (April 29, 1999);
- City of Houston Government Procurement Connection Trade Show, Houston (May 3-4, 1999);
- UT Pan American-Edinburg "Meet the Buyer", Edinburg (May 5, 1999);
- UT Pan American "Online Contracting Center", Edinburg (May 26, 1999);
- San Antonio Business Opportunity Council (SABOC), San Antonio (June 17-18, 1999);
- Texas Center for Women's Business Enterprise NoonTime Network, Austin (July 20, 1999);
- Texas Association of Mexican American Chambers of Commerce, El Paso (July 30, 1999);
- LBJ School of Public Affairs @ UT - Third HUB Conference, Austin (August 15-16, 1999);
- The Honorable Ruth Jones-McClendon Economic Development Summit, San Antonio (August 17, 1999);
- Houston Minority Business Council Expo '99, Houston (August 26, 1999).

Questions regarding this report should be directed to Carol Kelly, Director of Business Services at (512) 438-3275.


Tom Phillips
Deputy Commissioner
Support Services Division

September 15, 1999

John H. Winters Human Services Complex ★ 701 West 51st Street ★ P.O. Box 149030 ★ Austin, TX 78714-9030 ★ (512) 438-3011

Call your local DHS office for assistance.

Texas Public Finance Authority

Board of Directors:

Daniel H. Branch, Chairman
Helen Huey
John C. Kerr
Cynthia L. Meyer
H.L. Bert Mijares Jr.
Daniel T. Serna

Kimberly K. Edwards
Executive Director



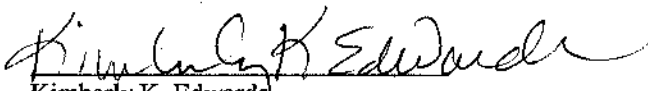
Post Office Box 12906
Austin, Texas 78711-2047
Telephone: (512) 463-5544
300 West 15th Street, Suite 411
Austin, Texas 78701
Telefacsimile: (512) 463-5501
www.tpfa.state.tx.us

Supplemental Summary for the FY 1999 Annual HUB Report for Agency 347

Under its enabling act, the Texas Public Finance Authority (the "Authority") is required to make a good faith effort to use HUBs to assist in the issuance of at least 30% of its General Obligation bonds. The Board of Directors of the Authority ("Board") adopted a strategic plan goal to meet or exceed those guidelines and goals promulgated by the legislature and the State General Services Commission regarding purchasing and contracting with historically underutilized businesses. The goal is reflected in the Authority's underwriting policies for negotiated and competitively bid bond sales. For negotiated underwritings, the Board has selected a pool of 24 firms, of which 6 are HUB certified, and 2 are minority owned. For bonds issued in fiscal year 1999, HUBs were allocated 14.4% of the par amount of the bonds and received 17.8% (\$266,589) of the net takedown or commission paid. This includes a \$53,000,000 transaction senior managed by a HUB firm. Underwriting fees are netted from bond proceeds prior to the state's receipt of them and, therefore, they are not reflected in the Annual HUB report. Under the Authority's contracts for professional services required for bond issues, 25% of the work and compensation for financial advisory services goes to the Authority's HUB co-financial advisor, and at least 30% of the legal work and compensation goes to HUB Co-Bond Counsel. HUB certified counsel served as lead Bond Counsel on two of the six bond issues closed in FY1999. The HUB firm performed approximately 54% of the legal work, and TPFA is contractually obligated to pay the firm this percentage of the fees for these issues. The HUB certified firm also served as special issuer's counsel on two of the six issues. Although bond printing work is subcontracted by the Co-Financial Advisors, and the expenditures therefore are not reflected in the HUB report, two HUB printing firms have bid on the last six bond issues and one HUB firm was awarded the work on three of the six. The Authority reports expenditures related to bond issues to the Bond Review Board for each issue.

The Authority makes expenditures related to the issuance and on-going administration of a bond issue to paying agents, which are commercial banks, rating agencies, and property and casualty insurance companies. To date, no HUB firms have been identified that provide paying agent, bond rating or property and casualty insurance services. In cases where the Authority has the discretion in selecting payees, the Authority makes a good faith effort to include HUBs. An example of this effort is reflected in the Authority's General Obligation Commercial Paper Program (the "GOCP"). The remarketing agreement was amended in 1998 so that a HUB firm will remarket a portion of the GOCP. As of August 31, 1999, the HUB firm remarkets \$35 million of the total \$336 million of outstanding commercial paper.

The Authority is committed to purchasing goods and services from certified HUBs. The agency continues to utilize the GSC Centralized Master Bidders List to locate available HUB vendors. The Authority's efforts are reflected in the percentage paid to certified HUB vendors. The Authority paid 72.95% of its total administrative expenditures to certified HUB vendors for the period of September 1, 1998 to August 31, 1999.


Kimberly K. Edwards
Executive Director



Supplemental Summary for FY99 Annual HUB Report for Agency 362

Linda Cloud,
Executive Director

Commissioners:
Harriet Miers,
Chair
Anthony Sadberry
C. Tom Clowe, Jr.

The Texas Lottery Commission (TLC) through its Minority Development program continues to strive to promote contracting opportunities to Minority and Historically Underutilized Businesses (HUBs) through the procurement process.

One initiative the TLC has taken to involve HUBs in the Commission's procurement process is to unbundle the agency advertising services needs into two different procurements. One procurement encompasses the general market advertising services and the other addresses the minority market advertising services. The TLC also conducted a Proposer's Conference at the Lottery headquarters for all prospective Proposers who submitted Letters of Intent in connection with the minority market advertising services procurement. The TLC will continue to attend the General Services Commission Economic Opportunity Forums and other minority development events to identify and inform HUB vendors of potential procurement opportunities with the Texas Lottery.

In addition to contracting and subcontracting with HUBs the TLC has spent approximately \$2,996,763 million dollars with vendors who are minority businesses.

The TLC professional services category decreased to 4% because a minority-owned business choose not to renew their GSC HUB certification. The Commission would have had approximately 16% in this category.

The TLC operates as a state enterprise fund, and is unique among state agencies. The Commission has several specialized contracting services and the Lottery Operator accounts for the agency's largest expenditure. Payments to the Lottery Operator are commissions based on ticket sales. This percentage of sales includes all operating costs as well as profit margin, which, in my view, skews in a misleading way, the TLC's percentages that are spent with HUB vendors. Based on this, the overall percentages of HUB spending may decrease, while total dollars spent with HUBs may increase. The category directly affected by this uniquely contracted service is "Other Services." For example, if commissions to the Lottery Operator are excluded, the TLC's HUB percentage in "Other Services" would be approximately 13% as opposed to 7%. This example is provided to more accurately reflect the Lottery expenditure percentages with HUB vendors.

The Commission supports and remains committed to the State of Texas HUB program to increase participation with minority and women-owned businesses. If you have any questions regarding the agency's HUB program, please contact Loretta Hawkins, Minority Development Coordinator at (512) 344-5292.

Linda Cloud
Executive Director

TEXAS DEPARTMENT OF PUBLIC SAFETY

5805 N. LAMAR BLVD. - BOX 4087 - AUSTIN, TEXAS 78773-0001
512/424-2000



DUDLEY M. THOMAS
DIRECTOR

THOMAS A. DAVIS, JR.
ASST. DIRECTOR



COMMISSION
JAMES B. FRANCIS, JR.
CHAIRMAN
ROBERT B. HOLT
M. COLLEEN McHUGH
COMMISSIONERS

SUPPLEMENTAL SUMMARY FOR THE FY'99 ANNUAL HUB REPORT (AGENCY CODE 405)

The Texas Department of Public Safety (DPS) is proud to share a success story in our effort to *DRIVE* Historically Underutilized Businesses to *SUCCESS!* DPS was challenged with a project that would change the future of accessing and archiving criminal history information. With resources limited, DPS' challenge was considerable. When offers were received on this project, CBM ARCHIVES, an Asian-woman owned business was the only vendor to respond to the proposal. DPS' Crime Records Bureau accepted CBM Archives' proposal. CBM ARCHIVES' initiative is a true success story for the State of Texas HUB Program.

OTHER FACTORS: Our agency's total expenditures have increased approximately 35% in part by non-capacity HUB Y2K sole source expenditures. This increase has adversely affected our HUB percentages for this fiscal year reporting period.

GRADUATED HUBS: Based on internal expenditures approximately \$272, 000 was paid to HUBs, which have graduated from the program.


HUB SUB-CONTRACTING: For this reporting period, \$811,645 is submitted as creditable HUB Sub-contracting expenditures. DPS has approximately fifteen (15) construction projects scheduled to begin in FY 2000 and look forward to increasing our HUB Subcontracting expenditures.

GOOD FAITH OUTREACH INITIATIVES: Our agency is committed to the State of Texas HUB Program and below are steps taken to strengthen our program:

- Our HUB Coordinator is representing DPS on the newly formed HUB Construction Work Group.
- Meet with Division Managers, Budget Managers exploring possible ways to increase our HUB utilization and opportunities.
- HUB Coordinator is accompanying DPS Facilities Manager to weekly meetings at General Services Commission to discuss scheduled construction project status.
- One on One encouragement with those vendors we currently do business with to identify themselves as potential HUB vendors. Increased enhancement of our internal reporting capabilities to show an accurate non-certified HUB utilization.
- Encouraging local DPS participation at non-sponsored GSC outreach events.

As always, DPS is committed to the success of the State of Texas HUB Program. Through a renewed focus we will continue to strive to meet our "Good Faith Effort" goals. Should you have any questions or comments regarding DPS' HUB Program, please contact Ms. Shawn Constancio, HUB Coordinator at (512) 424-2534 or e-mail address shawn.constancio@txdps.state.tx.us.

Respectfully submitted,


Dudley M. Thomas
Director



Texas State Board of Public Accountancy

333 Guadalupe, Tower III Suite 900, Austin, Texas 78701-3900

William Treacy, Executive Director

Supplemental Summary for FY 99 Annual HUB Report for Agency 457

The expenditures for the Texas Historically Underutilized Business (HUB) Report for the 1999 Annual Fiscal Year will not be available from your agency until October 15, 1999, but the Texas State Board of Public Accountancy wishes to make the following information from FY 98 available to you. The legislation applicable to this period of time, the *Public Accountancy Act of 1991, as amended, effective September 1, 1993, (the Act), Article 41a-1, T.R.C.S.A., Section 15, Examinations, Reexaminations, and Fees* provides:

(a) All examinations provided by this Act shall be conducted by the board...The board as it considers appropriate may use all or part of the Uniform CPA Examination and any related service available from the American Institute of Certified Public Accountants or, if it would result in a greater degree of reciprocity with the examination results of other states, the National Association of State Boards of Accountancy...

House Bill No. 1 (General Appropriations Act), Seventy-fifth Legislature, R.S., Article VIII, Section 1, Board of Public Accountancy, 3. Purchase of Examinations provides:

The amount appropriated above in Strategy A.1.2., Examination, shall be expended solely for the purpose of purchasing and grading of the Uniform CPA Examination from the American Institute of Certified Public Accountants.

For the fiscal year ending August 31, 1998 of the Board's \$1,173,002.97 in total expenditures (consolidated funds) reported on the HUB Report, \$884,684 was paid to the American Institute of Certified Public Accountants. Excluding this amount from the total expenditures provides for 16.62% spent with certified HUBs. This compares favorably with the statewide average of 13.2%.

We believe that, because of the provisions in the Public Accountancy Act and the General Appropriations Act, this adjustment provides an equitable perspective of this agency's expenditures with certified HUBs. If you need more information, please call me at (512) 305-7800.

Sincerely,

TEXAS STATE BOARD OF
PUBLIC ACCOUNTANCY

WILLIAM TREACY
Executive Director

September 15, 1999

MR.1999IHUB

Administration/
Accounting
(512) 305-7800

Automated
Information
(512) 305-7870

CPE
(512) 305-7844

Enforcement
(512) 305-7866

Licensing
(512) 305-7853

Qualifications
(512) 305-7850
(512) 305-7851

Quality
Review
(512) 305-7853

FAX
(512) 305-7875
(512) 305-7854

An equal opportunity, affirmative action employer

Jo-Christy Brown
Chair
Austin

Charles G. Coyle
Vice Chairman
Fresno

Dr. Jay D. Stone
Lubbock

Gary L. Gillen
Rosenberg

Madeline Gamble
Dallas



STRUCTURAL PEST CONTROL BOARD

1106 Clayton Lane Suite 100 LW

Austin, Texas 78723-1066

Telephone: (512) 451-7200 FAX: (512) 451-9400

www.spcb.capnet.state.tx.us

spcb@mail.capnet.state.tx.us

Benny Mathis
Executive Director

Mr. Elias Briseno
Representing
Commissioner, Department of Health

Dr. Roger Gold
Representing
Head of Department of Entomology
Texas A & M University

Donnie Dippel
Representing
Commissioner of Agriculture

Les Hoyt
Amarillo

September 8, 1999

Supplemental Summary for FY 1999 Annual HUB Report For Agency 472

On all purchases, the SPCB strives to obtain bids from HUB certified vendors and awards bids based on comparability and price. The majority of all purchasing done by our agency falls under our "delegated purchasing authority." For purchases that do not require quotes or bids our agency attempts to first procure the goods or services from HUB certified vendors. In addition, in order to meet GSC's adjusted HUB goals for our agency, when bidding is required, our agency will solicit, at least, two thirds of all bids from HUB certified vendors. When the quality of goods and services offered by HUB certified vendors is comparable and is the "Best Value" for the State of Texas, our agency will award the bid to HUB certified vendors.

A summary is shown below listing the number of bids solicited, bids received, and contracts awarded:

Description	Total	Non Hub	Hub Total	Asian		Black		Hispanic		Am. Indian		WO
				M	F	M	F	M	F	M	F	
Bids Solicited	307	114	193	7	7	14	1	43	13	1	3	100
Bids Received	178	104	74	0	1	5	0	9	2	0	2	55
Bids Awarded	95	92	3	0	0	1	0	5	2	0	0	28

In FY 1999, our agency's overall HUB goals were not met due to the following: (1) Lack of HUB bids and quotes in which the goods and services offered were comparable in value; (2) Lack of response from HUB vendors.

If you have any questions regarding this report, please contact Ms. Dianna Offen-Anderson at (512) 451-7200 or e-mail dianna.offen-anderson@spcbtx.org.

Sincerely,

A handwritten signature in black ink, appearing to read "Benny Mathis".

Benny Mathis
Executive Director

BM:doa
Attachment



Texas Department of Health

William R. Archer III, M.D.
Commissioner

<http://www.tdh.state.tx.us>

Patti J. Patterson, M.D., M.P.H.
Executive Deputy Commissioner

1100 West 49th Street
Austin, Texas 78756-3199
512/458-7111

Supplemental Summary for the FY '99 Semi-Annual HUB Report (Agency Code 501)


Texas Medicaid Managed Care Contracts

On August 31, 1999, the Texas Department of Health (TDH) completed its third year of contracting with Health Maintenance Organizations (HMOs) to provide health insurance for medicaid recipients. TDH has implemented contracts with HMO's in Bexar, Travis, Tarrant, Lubbock and Harris counties. In July of this year, TDH implemented contracts with HMO's in Dallas county.

The TDH HUB office has been very involved with the HMOs during the past year, ensuring that they make a good faith effort to contract with HUBs and other minority and women-owned businesses. In April of this year, TDH sponsored a vendor training day in Dallas in conjunction with the roll-out for Medicaid Managed HMO care in the Dallas County Service Delivery Area. This training day provided an opportunity for HUB vendors to meet face-to-face with Managed Care prime contractors and TDH representatives. A representative of General Services Commission (GSC) was on hand as well, to encourage women and minority owned businesses to certify as HUBs. As a result of these good faith efforts, the HMOs reported a total of \$46,581,692 of HUB subcontracting participation during the first three quarters of FY 1999. This figure includes expenditures paid to certified HUBs and women and/or minority-owned businesses. While the TDH HUB office has worked with HMO representatives to encourage HUB qualified businesses to become certified with the state, this remains a major challenge for us, especially in the professional services area.

As TDH expands its Medicaid Managed Care contracts to other counties in Texas, the TDH HUB office will continue to ensure that HUBs and women and minority-owned businesses have an opportunity to participate. Questions concerning the TDH HUB Program should be directed to the HUB Program Coordinator at 1-800-243-7487.

Sincerely,


Frank Ringer, Jr., Associate Commissioner
Human Resources and Support

THE UNIVERSITY OF TEXAS
MD ANDERSON
CANCER CENTER

Supplemental Summary For FY99 Annual Report or Annual HUB Report for Agency 506

This summary serves as supplement to the Historically Underutilized Business (HUB) Annual Report for the period of 9/1/98 through 8/31/99 for the University of Texas M. D. Anderson Cancer Center. Detailed within is a brief overview of M. D. Anderson's most notable accomplishments for this period.

M. D. Anderson's Mentor-Protégé Program was designed to assist HUB entrepreneurs recognize and overcome their business weaknesses, including contract development, contract negotiations, and billing. Our program has been formally in place for four years, having assisted six vendors over the years in the program. Monetary gains are not the focus nor is there any guarantee of business in a mentoring program. Our approach encompasses educating our protégés about M. D. Anderson in an orientation to our business structure as well as our protégés educating us on their business. In addition, we provide training on State of Texas systems and our bid processes to encourage the protégé's success in business pursuit. Most recently, a.) we have continued the development and relationship with laboratory supply vendor Burgoon Company, completing a two-year mentor-protégé relationship, fall 1998/99. Burgoon Co. continues as the HUB subcontractor on the Fisher Scientific contract; b.) M. D. Anderson's mentor-protégé relationship with Summus Healthcare, introduces a teaming relationship in the dietary arena with Alliant Foods; c.) Adprint International, an advertising and promotional products firm, became our newest mentor protégé in the fall of 1998.


Utilization of HUB subcontracting is pursued for inclusion in the vendor negotiations, making prime vendors responsible to subcontract with HUBs when feasible. Success with our Premier Inc., our group buying alliance affiliate, vendors includes: a.) Med Surg: Bergen Brunswig Medical Corporation is subcontracting with Alko Texas (state certified HUB). Alko Texas supplies over 22% of the contract, b.) Food Services: Alliant Foods, Premier vendor, is subcontracting approximately 26% to Summus (state certified HUB) for the large food distribution contract, c.) Laboratory: Fisher Scientific reserves 10% of the contract for select products to be ordered directly from Burgoon Company (state certified HUB), d.) Office Supplies: Office Depot utilizes a number of HUB manufacturers, e.) Construction: M. D. Anderson is utilizing Job Order Contracting with South Coast Construction Co. (state certified HUB).

M. D. Anderson is a specialty-care hospital devoted exclusively to cancer patients, care, research, education and prevention. M. D. Anderson continues to experience the challenge of contracting for specific goals and services in commodity areas for which there is no HUB capacity. The following expenditures are identified as HUB non-capacity for the commodity and professional service categories:

Hospital/Medical Equipment:	\$ 7,922,901
Laboratory Reagents:	3,275,237
Specialized Laboratory Equipment:	322,133
Mainframe Equipment:	17,600,959
Equipment Maintenance:	607,894
Health Services - Professional:	215,290
TOTAL HUB NON-CAPACITY:	<u>\$29,944,414</u>

M. D. Anderson Cancer Center submits this information as an adjustment to expenditures in the commodity and professional service categories to more accurately reflect M. D. Anderson's progress in support of the State of Texas HUB Program.

Please address any questions to Marian Nimon, HUB Coordinator, at 713-794-4818.


Michael J. Best, Associate Vice President for Business Affairs & Controller



Texas Agricultural Extension Service

The Texas A&M University System

SUPPLEMENTAL SUMMARY FOR THE FY 99 ANNUAL HUB REPORT - AGENCY 555

The Texas Agricultural Extension Service remains fully committed to its Good Faith Effort, assisting Historically Underutilized Businesses (HUBS) in equal economic opportunities. The agency actively works within the Texas A&M University System plan to access HUB vendors. The following actions were taken in our ongoing efforts to access HUB vendors:

1. The Texas Agricultural Extension Service requires HUB solicitation in every biddable situation regardless of fund types to increase our opportunity in reaching HUB vendors.
2. Of the statewide purchases of supplies and equipment handled by our agency's purchasing department, eighty-five bids were processed from September 1998 to August 1999; 384 bid invitations were mailed or faxed out; 251 of these were certified HUB vendors. Twenty-nine percent of the awards went to these HUB vendors.
3. Intensive training efforts in using the GSC homepage to reach CMBL and HUB vendors has produced positive results in HUB awards.
4. The agency is working closely with the TAMU System HUB coordinator to stay abreast of the latest developments and initiatives of HUB purchasing.
5. Participation in Economic Opportunity Forums and GSC Historically Underutilized Business Cooperative Committee meetings is an ongoing activity of the agency.
6. Networking with other state agencies to locate qualified vendors increases our file of HUB vendors and establishes useful communication links for TAEX.
7. Evaluating monthly reports, locating reliable HUB companies, and evaluating their performance has led TAEX to have its automobile fleet serviced by a local, certified HUB auto repair company.

The Texas Agricultural Extension Services will continue to educate, assist, and train faculty/staff in HUB access and utilization for procurement. We are committed to extend business opportunities to all HUB vendors throughout the state of Texas.

Sincerely,

Linda Russell,
TAEX HUB Coordinator
l-russell1@tamu.edu
409-845-6471

Mr. Ronald W. Jackson
TAEX Assistant Director



Texas Agricultural Experiment Station

The Texas A&M University System

Office of the Director
Administration Building
College Station, Texas
77843-2147
409/845-4747
FAX 409/845-0365

SUBJECT: Supplemental Summary for the FY99 Annual HUB Report, Agency 556

The Texas Agricultural Experiment Station continued its activities to increase economic opportunities for Historically Underutilized Businesses as follows:

- 1) Participated in the BOSS XI Business Opportunity Symposium in Austin, September 18 and 19, 1998.
- 2) Participated in the El Paso 1998 Procurement 2000 Expo hosted by the El Paso Hispanic Chamber of Commerce, the National Institute of Government Purchasers, the General Services Commission and the University of Texas At El Paso on October 21, 1998
- 3) Participated in the Fifth Annual Forum of Economic Opportunities at the George R. Brown Convention Center in Houston on November 5, 1998.
- 4) Advertised construction project in the El Sol Latino Newspaper in Lubbock.
- 5) Developed a computer program which was completed in February. The program analyzes monthly the non-biddable purchases made by each unit. It will be used to assist the units to increase their spot purchases from HUBs.
- 6) Participated in the City of Houston's Government Connections (GPC) '99 held at the George R. Brown Convention Center in Houston on May 4, 1999.
- 7) Participated in the "Let's Do Business" McAllen Business Expo '99 on May 13, 1999.
- 8) Participated with Texas A&M University System in the 24th Annual TAMACC Convention and Business Expo in El Paso on July 27, 1999.
- 9) Participated in Third Historically Underutilized Business (HUB) Conference, "Encouraging and Promoting Opportunities, Quality Products and Services in the State of Texas Procurement Contracting" in Austin on August 15-16, 1999.

The Experiment Station continues to seek ways to increase HUB participation in purchases.

Sincerely,

A handwritten signature in black ink, appearing to read "Johnny Fazzino".

Johnny Fazzino
Assistant Director-Fiscal Affairs



Supplemental Summary for FY '99 Annual HUB Report for Agency 576

The following activities are indicative of actions, which demonstrate a good faith effort to improve the participation of HUBs in the purchasing and contracting functions of the Texas Forest Service (TFS).

The TFS insures all delegated purchases of commodities and services are in accordance with adopted General Services Commission's rules in an effort to maximize contracting opportunities for HUBs. TFS Purchasing Procedures (Supplement to TAMUS System Policies) encourages and instructs buyers, through solicitations, to ensure the participation of certified Historically Underutilized Business vendors.

Construction and/or renovations projects are in accordance with procedures set forth in The Texas A&M University System Procedures for Physical Plant Construction Projects. These instructions include HUB Participation procedures.

As a TAMU System component the TFS participates in the TAMUS HUB Advocacy Program in order to enhance the agency's good faith efforts.

The TFS Purchasing Office maintains a computer program to track the number of HUB bid requests solicited, number of HUB responses received, and number of HUB awards made. The Purchasing Office also instructs all agency departments in the use of GSC's CMBL and HUB vendor listings in order to solicit HUB vendors for spot purchases of less than \$2,000.

Through out-reach efforts the TFS continues the commitment to provide opportunities to HUBs by participating in Economic Opportunity Forums, Training Workshops and meetings designed to assist HUBs in doing business with the agency.


Texas Forest Service participated in the following for Fiscal Year 1999:

- 1) Senator Mario Gallegos' 5th Annual Forum of Economic Opportunity - November 23, 1998
- 2) City of Austin's Government Technology Conference - February 10-12, 1999.
- 3) City of Houston's Government Procurement Connection Expo - May 4, 1999
- 4) Brazos Valley SBDC, Doing Business With Government Fair - May 27, 1999
- 5) Business Opportunities Fair (sponsored by Texas OAG, Sec. of State, Dept. of Ins.) - June 10, 1999
- 6) Third Historically Underutilized Business Conference - August 15-16, 1999

During FY 1999 the TFS awarded a \$142,000 contract for a Request For Proposal to Cutting Edge Communications of San Antonio. This company was already federally certified as a SDB and TFS assisted company in getting state certified through GSC as a HUB (minority /woman-owned). TFS also made awards to a non-certified minority-owned business (Garica Forestry) for \$64,181 and a non-certified woman-owned business for \$7,650.

Emergency purchases to support agency operations during Emergency Response to Wildland Fire Incidents in remote areas of the state frequently cause situations where adequate HUB sources are not available. Also, agency requirement for purchases of specialized wildland fire equipment and supplies frequently result in sole source or limited vendor base purchases that cause HUB's to be excluded due to non-availability of HUB sources.

Sincerely,


Tom G. Boggus
Associate Director



Texas Agricultural Extension Service

The Texas A&M University System

SUPPLEMENTAL SUMMARY FOR THE FY 99 ANNUAL HUB REPORT - AGENCY 577

The Texas Wildlife Damage Management Service remains fully committed to its Good Faith Effort to assist Historically Underutilized Businesses (HUBS) in receiving equal economic opportunities.

The mission of the Texas Wildlife Damage Management Service is to provide statewide leadership in the science, education, and practice of wildlife damage management to protect the state's agricultural, industrial, and natural resources as well as the public's health, safety and property. TWDMS provides the citizens of Texas with wildlife damage management services for protection from damage caused by or related to the activities of wildlife species.

TWDMS makes every effort to reach HUBS when making purchases. However, the agency is limited to the purchasing of vehicles, tires, boats, and ATV's to meet it's equipment demands to accomplish its goals. To achieve HUB participation in making these purchases, the agency actively works within the Texas A&M University System plan to access HUB vendors. The following actions were taken or are ongoing efforts to access HUB vendors.

1. To increase our opportunity to reach HUB vendors, The Texas Wildlife Damage Management Service requires HUB solicitation in every biddable situation. In addition, strong emphasis is placed on accessing and using HUB vendors on any dollar value purchase within the agency.
2. Participation in Economic Opportunity Forums and GCS Historically Underutilized Business Cooperative Committee meetings is an ongoing activity of the agency.
3. Networking with other state agencies to locate qualified vendors is increasing our file of HUBS and establishing useful communication linkages for TWDMS.
4. Located a local qualified minority vendor to purchase office supplies from.

The Texas Wildlife Damage Management Service will continue to educate, assist and train faculty/staff in HUB access and utilization for procurement. We are committed to strive to extend business opportunities to all Texans.

Sincerely,

Linda Russell
409-845-6471
l-russell1@tamu.edu
TAEX HUB Coordinator

Mr. Ronald W. Jackson
TAEX Assistant Director



TEXAS BOARD OF VETERINARY MEDICAL EXAMINERS

RON ALLEN, EXECUTIVE DIRECTOR

ROBERT I. HUGHES, JR., D.V.M., PRESIDENT
CENTER, TEXAS

HOWARD HEAD, D.V.M., VICE-PRESIDENT
LITTLEFIELD, TEXAS

J. LYNN LAWHON, D.V.M., SECRETARY
ABILENE, TEXAS

JAMES H. BRAY, D.V.M., MEMBER
HOUSTON, TEXAS

SHARON O. MATTHEWS, MEMBER
ALBANY, TEXAS

JEAN W. McFADDIN, MEMBER
BEAUMONT, TEXAS

MARTIN E. GARCIA, II, D.V.M., MEMBER
RAYMONDVILLE, TEXAS

MICHAEL J. McCULLOCH, D.V.M., MEMBER
ODESSA, TEXAS

REBECCA TERRY, MEMBER
ALPINE, TEXAS

SUPPLEMENTAL SUMMARY FOR THE FY99 ANNUAL HUB REPORT FOR AGENCY #578

The Texas Board of Veterinary Medical Examiners has a unique purchasing situation regarding the purchase and grading of national examinations from the Professional Examination Service, a non-profit organization. The estimated cost for purchasing and grading exams is \$50,000 annually. This represents a large expenditure for a small agency-- approximately 10% of our total budget. When this is paid, the voucher is coded with comptroller object 7300, "Consumables". This object code was included in the Texas Disparity Study and is used when calculating our agency's percentage of expenditures with HUBs under the category of "Commodities". This is a proprietary situation--PES is the sole source for these exams. According to our figures, using the method of calculation prescribed by the Disparity Study, our HUB expenditures for FY99 are as follows:

HUB Expenditures:	\$ 22,943
Total Delegated Expenditures:	\$141,503
HUB Percentage:	16.2%

In fiscal year 1999, \$51,430 was expended for national exams. If this amount is deducted from the total delegated expenditures, then the HUB percentage is very different:

HUB Expenditures:	\$22,943
Total Delegated Expenditures	\$90,073
HUB Percentage:	25.5%

We believe this percentage is more representative of our efforts to award purchase orders to HUBs than the computerized report from the General Services Commission will indicate. In addition, 12% of the delegated purchase orders awarded were to women or minority-owned businesses that are not certified as HUBs. Expenditures of \$1,881 were made to graduated HUBs. The agency also utilizes other state agencies whenever possible. This reduces purchase orders awarded to HUBs, but increases utilization of state resources.

The following information is provided in accordance with the 1998-99 General Appropriations Act, Article IX, Section 124, Subsection 6:

Ethnic and Gender Categories	AS	AS	BL	BL	HI	HI	AI	AI	WO
	M	F	M	F	M	F	M	F	F
Total Number of HUB Bids/Proposals Received: 45	8	0	4	0	10	0	0	0	23

Legend: AS=Asian Pacific; BL=Black; HI=Hispanic; AI=American Indian; WO=Woman Owned; M=Male; F=Female

The Texas Board of Veterinary Medical Examiners does not issue state bonds. If you have any questions, contact Karen Alexander at 512/305-7559.

Ron Allen, Executive Director

Date



TEXAS WATER DEVELOPMENT BOARD

William B. Madden, *Chairman*
Elaine M. Barrón, M.D., *Member*
Charles L. Geren, *Member*

Craig D. Pederesen
Executive Administrator

Noé Fernández, *Vice-Chairman*
Jack Hunt, *Member*
Wales H. Madden, Jr., *Member*

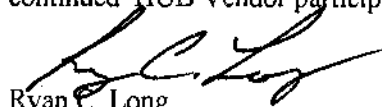
Supplemental Summary for the FY-99 Annual HUB Report for Agency No. 580

The Texas Water Development Board (Board) has continued its commitment to include Historically Underutilized Business (HUB) vendor participation for the procurement of goods and services. The agency has put forth a total effort to ensure that HUB vendors are being fully utilized. During fiscal year 1999, as in previous years, our agency's HUB participation in the Commodity Purchasing category exceeded the statewide goal for this category. This is due to our concerted efforts to increase HUB participation as well as our continuous participation in statewide Opportunity Forums.

Despite our continued efforts to increase HUB vendor participation in all categories, our Professional Services and Other Services categories do not truly reflect our agency's HUB participation efforts. In an effort to increase HUB participation in the Professional Services category the Board has established internal Underwriting Policies and Procedures (UPP) which are being utilized in our bond sales. In addition to obtaining the best prices for our bonds, the UPP's are designed to maximize the efforts to include HUB participation throughout the bond distribution process. For the bond sales the Board conducted in fiscal year 1999 a total of \$101,749 for Underwriter's Takedown and Management fees was distributed to HUB vendors. The Board also created a Bond Counsel Team composed of three firms, one of which is a HUB firm, in order to allow HUB firm participation throughout the Bond Counsel process. This HUB firm was paid \$17,750 for Bond Counsel services in fiscal year 1999. To further strengthen the Board's commitment to provide opportunities for HUB firm participation, the Board has also ensured that HUB firms were being used throughout the Securities purchasing process. In FY99, the Board utilized the services of nine Security dealers. Three of these Security dealers were certified HUB firms. The Board has also made further attempts to increase HUB participation efforts in both the Professional and Other Services categories. The Board has put forth a total effort to allow HUB Vendor participation while complying with the GSC procurement rules and procedures. In order to increase HUB Vendor participation the Board is currently:

- Using the GSC Centralized Master Bidder's list and HUB Listing when soliciting bids;
- Contacting HUB Vendors from these listings to solicit bid information;
- Obtaining bids from HUB Vendors on almost all purchase orders (except for emergency orders);
- Assisting HUB vendors with HUB Certification;
- Attending and participating in State HUB Forums and Seminars; and,
- Maintaining an internal data base to track and identify HUB Vendor participation.

The Texas Water Development Board is committed to providing opportunities for HUB vendors to participate in the procurement of goods and services and will continue to explore methods to allow for continued HUB Vendor participation.


Ryan C. Long
Director of Support Services

Our Mission

Provide leadership, technical services and financial assistance to support planning, conservation, and responsible development of water for Texas.

P.O. Box 13231 • 1700 N. Congress Avenue • Austin, Texas 78711-3231
Telephone (512) 463-7847 • Telefax (512) 475-2053 • 1-800-RELAY TX (for the hearing impaired)
URL Address: <http://www.twdb.state.tx.us> • E-Mail Address: info@twdb.state.tx.us



Texas Department of Transportation

DEWITT C. GREER STATE HIGHWAY BLDG. • 125 E. 11TH STREET • AUSTIN, TEXAS 78701-2483 • (512) 463-8585

Supplemental Summary for FY 99 Annual HUB Report For Agency No. 601

Agency Name Texas Department of Transportation (TxDOT)
Agency Number 601

The Texas Department of Transportation (TxDOT) operates a Disadvantaged Business Enterprise (DBE) Program authorized by the United States Department of Transportation. The United States Department of Transportation (USDOT) requires recipients to establish a DBE program consistent with Federal Regulations 49CFR Part 23. The DBE program requirements established under 49CFR Part 23 apply to any contract funded with federal dollars appropriated by the USDOT, and does not allow recipients to establish separate DBE goals for ethnic groups or women. TxDOT will continue to strive to provide opportunities for all groups identified in the DBE and Historically Underutilized Business (HUB) Program. From September 1, 1998 to August 31, 1999, TxDOT participated in 9 DBE/HUB outreach forums across the state.

TxDOT certifies DBEs that own and operate their own hauling equipment (truck owner-operators), who are subsequently hired by non-minority hauling companies. Due to the large number of certified truck owner-operators being hired by non-minority hauling companies, it is impractical to track monthly payments made to each individual truck owner-operator.


These payments are not included in our FY 1999 Annual HUB Report. Three non-minority hauling companies have reported that the following payments have been paid to certified DBEs:


Asphalt Transport, Inc.	\$	8,743.74
Odeen Hibbs Trucking	\$	3,393.67
Statewide Transport, Inc.	\$	648,190.75

Total	\$	660,328.16

TxDOT is also providing information on DBE/HUB firms that have graduated from the program and continue to receive awards as non-DBE/HUBs during fiscal year 1999. As shown in Attachment 1, page 2, TxDOT awarded \$28,380,178.40 to HUBs that have graduated from either the DBE (Federal) and/or HUB (State) programs.

In accordance with Article IX of the 1998-99 General Appropriations Act, Section 124, Subsection 6, TxDOT reports to the General Services Commission (GSC) all HUBs submitting bids and/or proposals. Attachment 2 - page 3 provides the number of HUBs classified by ethnic group status and submitting bids and proposals for the acquisition, construction, equipping, or operational implementation of state facilities or program. The attached information in page 3 represents bids submitted for Heavy Construction that includes all roadway maintenance proposals and all local let maintenance projects at the District level. This bid count also includes all proposals and bids submitted for Building Construction and Professional Service Contracts (Engineering, Surveying, Architect, Lab, and other non-engineering consulting services), and commodities that includes all goods and services.


Juan Vega, Manager
Goal Setting & Data Report Branch
Business Opportunity Program Section
Construction Division


Efram Casarez, DBE Director
Business Opportunity Program Section
Construction Division

Texas Department of
Mental Health and Mental Retardation

Karen F. Hale, M.S.S.A.
Commissioner



Central Office
P.O. Box 12668
Austin, TX
78711-2668
(512) 454-3761

September 15, 1999

ANNUAL SUPPLEMENTAL SUMMARY FOR FY 1999 - AGENCY 655

In February 1999, the Texas Department of Mental Health and Mental Retardation (TDMHMR) signed a Memorandum of Cooperation with the Texas Association of African-American Chambers of Commerce and the Texas Association of Mexican-American Chambers of Commerce. The University of Texas at Austin and the Texas Department of Criminal Justice participated in this effort as well. Since that time the agencies have met with the associations numerous times and have developed a committee structure to address ongoing issues such as communication and processing of information regarding current and future solicitations and business initiatives. TDMHMR has taken the lead role in developing initiatives in the construction contracting sector and leads an ever-expanding number of agency and HUB members in the initiative.

TDMHMR has identified some \$500,000 in contracts with non-certified HUB businesses in fiscal year 1999. Certification of potential HUBs remains an issue for the agency. For example, Rio Grande State Center in Harlingen reviewed all of their service contracts and identified some twenty individuals who appeared to be eligible as HUBs. They were contacted and forms were sent to them with the request to become certified. None participated.

TDMHMR plans to continue its initiatives with the associations and incorporate the opportunities presented by the mentoring programs and electronic communication of business offerings being developed. The construction workgroup will remain a priority as well. Additionally, agency representatives will continue to attend and participate in outreach efforts throughout the state.

Mr. Don Vaughn, HUB Coordinator, can be reached at (512) 206-4605, for additional information.

Sincerely,

A handwritten signature in cursive script, appearing to read "Karen F. Hale".

Karen F. Hale
Commissioner



TEXAS DEPARTMENT OF CRIMINAL JUSTICE

P.O. Box 4014

Huntsville, Texas 77342-4014

Wayne Scott
Executive Director

September 9, 1999

SUBJECT: Agency 696 Supplemental Summary for the FY99 Annual HUB Report

The Texas Department of Criminal Justice (TDCJ) is firmly committed to promoting and increasing contracting opportunities with Historically Underutilized Businesses (HUB's). The program that is in progress to accomplish this is a highly structured program that is presented as the TDCJ HUB Action Plan. This action plan consists of 39 separate projects each with a written plan including all action steps, persons responsible, and due dates for completion. This plan is growing and projects are added as new opportunities are identified.

Projects currently listed in the plan include the following:

- Purchase and installation of system to electronically transmit all TDCJ invitations to bid to qualified HUB vendors.
- Program to have HUB suppliers present their products and services to TDCJ personnel.
- Increase utilization of HUB contractors in road construction and repair.
- Increase utilization of HUB contractors in building renovation and remodeling.
- Increase utilization of HUB contractors in the professional services category.
- Increase utilization of HUB contractors in the other services category.
- Increase utilization of HUB contractors in the building construction category.
- Continuous revolving one on one training of TDCJ purchasers in locating and using HUB vendors.
- Statewide advertising campaign in minority and major market publications to aid in search for HUB contractors and inspire minorities and women to enter contracting fields.
- Attendance at economic opportunity forums and HUB oriented trade fairs where awards will be made.
- Attend construction pre-bid conferences and introduce HUB subcontractors to prime contractors.
- Identify HUB contractors that need certification or re-certification and assist them.
- Identification of and outreach to minority and women's chambers of commerce and other community business groups and associations.
- Job Order Contracting HUB utilization plan.
- Purchase card HUB utilization plan.
- Assistance to purchasers as necessary regarding HUB program.
- Assistance to and training of HUB vendors and contractors as necessary.
- Formation of HUB Action Committee with key purchasing and contracting personnel.
- Huntsville HUB trade show with TDCJ purchasers meeting new HUB vendors and contractors.
- Establish and promote mentor-protégé program

The TDCJ is especially proud of our outreach efforts. Included is our desire to make awards at HUB economic opportunity forums. As an example, at the Government Procurement Connections show in Houston on May 4, 1999, we carried 65 invitations to bid. We made 22 awards of purchase orders for a total of \$15,047.

Work is in progress on all of these projects and more. The TDCJ believes that these programs demonstrate our "Good Faith Effort" to improve participation of Historically Underutilized Businesses in the Agency's contracting opportunities. For further information contact James W. Davis - HUB Administrator at (409) 294-2139.

Sincerely,

A handwritten signature in cursive script that reads "David McNutt".

David McNutt
Director for Financial Services



The Texas A&M University System

Office of the Deputy Chancellor for Academic Institutions and Agencies

John B. Connally Bldg. • 301 Tarrow, 7th Floor • College Station, TX 77843-1122 • (409) 862-4396 • FAX (409) 862-2679

Supplemental Summary for FY 99 Annual HUB Report for Agency 710

The Texas A&M University System (TAMUS) is committed to making a Good Faith Effort to assist Historically Underutilized Businesses (HUBs) to receive contract awards for design and construction and for the purchase of supplies, materials, equipment and services, including those relating to the issuance of bonds, in accordance with the goals established under the law by the General Services Commission. The procurement process seeks to ensure equal access to all businesses, encourage competition and promote other fair business practices.

The TAMUS HUB Advocacy Program was developed to further enhance opportunities of the women and minority business community. Elements of the program include:

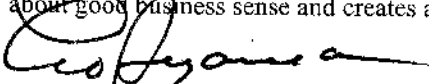
- Coordinated efforts that disseminate information to System components regarding Good Faith Efforts, lists and reporting requirements.
- Outreach efforts that include networking opportunities with HUBs at economic opportunity forums, symposiums and HUB fairs as well as communicating with Small and Minority Business Development Centers, Chambers of Commerce and other HUB associations.

The TAMUS (710) includes the System Administrative and General Offices. The majority of its expenditures fund the large construction projects of the System which are managed by the Facilities Planning and Construction Department. Currently, over \$315,000,000 of construction projects are in various stages of development and construction. At the design stage, a construction project bid schedule is sent to HUB plan rooms and development centers to inform prospective HUB bidders well in advance of the bid date (<http://fpcnts.tamu.edu/fpc/>). Outreach efforts included the following:

- Participation in economic opportunity forums sponsored by HUB Associations and the General Services Commission.
- Participation in small business expos/procurement fairs at the Boss Conference, the Hispanic Contractor's Association Conference, the Texas Economic Summit, and the African American Chambers of Commerce (TAAAC) annual Conference in Austin. Also, the Government Procurement Connections, Houston Expo, Med Week and Sen. Gallegos forum in Houston, the TAMACC Conference in El Paso and the Business Opportunity Conferences in San Antonio and Bryan.
- The System was represented as a member of the GSC HUB Cooperative Committee, HUB Forum, Planning Committee, the HUB Application Committee, the HUB Construction Workforce Committee, and the Texas Minority Business Opportunity Committee (TMBOC) executive committee. System components were represented at the HUB Conference hosted by the LBJ School of Public Affairs.

Facilities Planning and Construction is committed to doing its Good Faith Effort to assist HUBs in receiving equal economic opportunities. Efforts are continuing to seek bids and opportunities from HUB primes as well as subcontractors. Efforts are being made to certify and recertify qualified HUBs. Facilities has continued to encourage HUB subcontracting and has implemented a program where HUB primes are randomly audited to ensure that Good Faith Efforts continue after contracts have been awarded.

The Texas A&M University System is proactive and supports the State of Texas HUB program which is about good business sense and creates an attitude that improves competition but does not create a preference.


 Leo Sayavedra
 Deputy Chancellor for
 Academic Institutions & Agencies

Tom Bullock, Jr. 
 System HUB Coordinator

LS/TR/tcw

Universities September, 1999
 Baylor College of Dentistry
 Prairie View A&M University
 Tarleton State University
 Texas A&M International University
 Texas A&M University
 Texas A&M University at Galveston

Texas A&M University-Commerce
 Texas A&M University-Corpus Christi
 Texas A&M University-Kingsville
 Texas A&M University-Texarkana
 West Texas A&M University

Agencies
 Texas Agricultural Experiment Station
 Texas Agricultural Extension Service
 Texas Animal Damage Control Service
 Texas Engineering Experiment Station
 Texas Engineering Extension Service

Texas Forest Service
 Texas Transportation Institute
 Texas Veterinary Medical Diagnostic Laboratory



TEXAS A & M UNIVERSITY

Department of Purchasing Services
P.O. Box 30013
College Station, Texas 77842-0013
Phone (409) 845-3425
Fax (409) 845-3800

Supplemental Summary for the FY 99 Annual HUB Report for Agency No. 711

Texas A&M University continues to be fully committed to our Good Faith Effort Programs it relates to our Historically Underutilized Businesses Advocacy Program to develop and maintain supplier diversity while sustaining a fair, open and competitive bidding and procurement process. During FY 99, we have taken the following actions intended to improve HUB access and increase the opportunity of awards to HUBs:

In-Reach Educational Program – All procurement-related training programs incorporate HUB resource materials to assist end users in identifying and utilizing HUBs for the purchase of goods and services that have been delegated. A newly implemented procurement card training program is the most recent program to successfully implement HUB resource information into the training materials.

Out-Reach Program – Continued efforts in active support and participation in the Economic Opportunity Forms offered throughout the state has led the University to include non-typical resource individuals at the various forums and conferences. Including human resources, admissions and physical plant representatives has broadened the scope and exposure to the services provided and required by the University.

Procurement Card Program – Prior to the implementation of the procurement card program, Texas A&M University made the commitment to include HUB training into the procurement card training process. All cardholders are given HUB resource information to encourage and assist them in utilizing HUBs when making purchases through the use of the procurement card.

Bid/Offer Opportunities - Below is a summary of bid and offer solicitations by Texas A&M University during the FY 99:

No. of bids/offers sent to ethnic HUBs	1538
No. of responses by ethnic HUBs	693
Response percentage	45%
No. of bids/offers sent to women HUBs	1269
No. of responses by women HUBs	712
Response percentage	56%
No. of bids/offers sent to all HUBs	2807
No. of responses by all HUBs	1405
Response percentage for all HUBs	50%

Non-Certified HUB Purchases – During FY 99, Texas A&M University purchased goods and services from non-certified HUBs with the total expenditure of \$1,070,609.99. The annual report will not reflect these expenditures because the businesses are not officially certified by the General Services Commission.

Submitted by: Mary Sue Caldwell
for Rex E. Janke, Director of Purchasing Services





DWIGHT LOOK
COLLEGE OF
ENGINEERING
TEXAS A&M
UNIVERSITY

TEXAS
ENGINEERING
EXPERIMENT
STATION

TEXAS
TRANSPORTATION
INSTITUTE

TEXAS
ENGINEERING
EXTENSION
SERVICE

ENGINEERING PROGRAM · THE TEXAS A&M UNIVERSITY SYSTEM

301 Royce E. Wisnabaker Engineering Research Center · Texas A&M University · College Station, Texas 77843-3126 · (409) 845-1321

SUPPLEMENTAL SUMMARY FOR FY99 ANNUAL HUB REPORT FOR AGENCY 712

The Texas Engineering Experiment Station remains committed to ensuring the utilization of HUB vendors. We compile and distribute an updated HUB vendor list, which is taken from the GSC Master Bidders List, for commodities most often used by TEES divisions. This service remains to be a useful tool in providing HUB vendor information to departmental personnel and it will continue to be distributed bi-annually. TEES continues to assist HUB vendors in becoming certified, as well encouraging them to re-certify. We also assist vendors in making direct contact with departmental personnel responsible for initiating purchases.


Our purchasing staff has increased attendance at Economic Opportunity Forums and Purchasing Conferences to meet new minority vendors and network with other agency purchasers on mechanisms to increase HUB participation. A new directive will be to work with purchasing staff to recognize the ability to structure large research purchases so that portions may be offered to minority vendors.

TEES placed 312 purchase orders between September 1, 1998 and August 31, 1999 for a total award of **\$4,435,782.27**. A comparative breakdown shows that **8.5% (\$378,717.04)** of the total orders awarded were State Contract Orders. **9.4% (\$416,010.22)** were direct publications, internal repairs, DIR orders, delegated purchases, etc. **58.5% (\$2,596,852.06)** of the total orders awarded are approved sole source justified purchases. The total of **\$1,044,202.95, or 23.5%**, was competitively bid and offered to minority and women-owned vendors.

Proprietary research items continue to be a large portion of our expenditures (i.e. centrifugal separators, lasers, ocean current tracking system) for which we are unable to identify and locate HUB vendors. These items include scientific and technical equipment in support of research to carry out the mission of our agency.

TEES remains a recipient of Funding from National Science Foundation for the Texas Alliance for Minority Participation which includes various state agencies, community colleges and industry national lab partners to increase the number of minorities earning degrees in engineering, mathematics and the sciences. Payments made to various universities and community colleges for disbursement to minority students for stipends, materials, supplies and equipment are currently excluded from reporting and thus we do not receive credit for this highly successful program. Expenditures for this reporting period are: \$703,991.38.

The Texas Engineering Experiment Station will continue their good faith effort to involve certified HUB vendors to the greatest extent feasible.



Carol J. Cantrell
Assistant Vice Chancellor



Office of Purchasing & Central Services

Box T-0600, Stephenville, Texas 76402
254/968-9611 Fax 254/968-9838

Supplemental Summary for FY '99 Annual HUB Report
Agency 713

Tarleton State University remains fully committed to its Good Faith Effort to assist Historically Underutilized Businesses (HUBS) in receiving equal economic opportunities.

Tarleton State University makes every effort to solicit pricing from HUBs when making purchases. In our ongoing efforts to promote business with HUBs the following measures have been taken:

Educate departments on accessing the list of certified HUB vendors through the GSC and encourage placing orders when possible.

Attended the Third Annual Texas Historically Underutilized Business Conference in Austin, TX.

Attended the Texas A&M University System HUB workshop. Topics of discussion were ways of increasing participation, sharing procedures, and ways to strengthen our HUB program.

Hosts vendor workshops for local area vendors.

Promote certification for potential HUB vendors.

Construction Contracts encourage HUB participation with procedures set forth in the Texas A&M University System Procedures for Physical Plant Construction Projects.

Tarleton has experienced difficulties in securing HUB participation due to our geographic location. In securing data for the FY '99 Annual HUB Report, Tarleton solicited bids/offers from 1,284 HUB vendors. Of this 604 vendors responded with awards being made to 86.

Tarleton State University is committed to increasing efforts in strengthening HUB participation.

Sincerely,

A handwritten signature in cursive script that reads "Beth Chandler".

Beth Chandler
Director of Purchasing
and Central Services



THE UNIVERSITY OF TEXAS AT ARLINGTON

SUPPLEMENTAL SUMMARY FOR THE FY '99 ANNUAL HUB REPORT FOR AGENCY NO. 714

The University of Texas at Arlington (UTA) promotes full and equal opportunity for all businesses to provide the goods and services needed to support UTA's operations. As such, UTA is committed to making a good faith effort to increase purchases and contract awards with Historically Underutilized Business (HUB) vendors.

UTA has maintained an active inreach program to promote HUB procurement by expanding the Staff Coordinating Group to include representatives from departments with large expenditure authority, offering departmental training and assistance in HUB procurement, orienting new employees on the HUB program, and providing an internal HUB brochure to faculty/staff.

UTA's HUB Coordinator continues to maintain an aggressive outreach program through her commitment and visibility in the business organizations listed below, and by participating in numerous HUB trade fairs and other related functions to locate new HUB vendors. Through these efforts she received a Regional Director's Award from the U.S. Department of Commerce/Minority Business Development Agency.

- African-American Chamber of Commerce of Arlington, Board of Directors
D/FW Minority Business Development Council, Corporate Coordinators Committee - Chair of Public Policy
Tarrant County First Annual Minority Enterprise Development (MED) Week Celebration, Co-Chair
Tarrant County Business Opportunity Luncheon, Co-Chair
Dallas Minority Business Development Breakfast, Advisory Board
Tarrant Contracting Forum, Initiating Development Board
Fort Worth Metropolitan Black Chamber of Commerce, Program Planning Committee and Heritage Committee
North Texas Women's Business Council
Arlington Hispanic Chamber of Commerce
New Image Business Associates
Dallas Black Chamber of Commerce
Greater Dallas Hispanic Chamber of Commerce
Fort Worth Hispanic Chamber of Commerce

Although UTA makes every effort to utilize HUB vendors, payments are made to minority and woman-owned vendors not currently certified as HUBs. The chart below reflects adjusted dollars for these payments, as well as the amount of payments in areas where HUB vendors are not available:

Table with 6 columns: Purchase Category, Underutilized HUB Payments (%), Non-certified Underutilized HUB Payments (%)*, Texas Government Code Section 2155.067 Non-HUB Payments (%)**, HUB Non-Availability Payments**, Adjusted Underutilized HUB Payments (%). Rows include Building Construction, S. T. Construction, Professional Services, Other Services, and Commodities.

*numerator adjustment; **denominator adjustment

Bids/Proposals Received By HUBs

Table with 6 columns: Ethnic and Gender Categories, AS, BL, HI, AI, WO. Sub-columns for M and F. Row: Total Number of HUB Bids/Proposals Received: 1,142

Legend: AS=Asian Pacific; BL=Black; HI=Hispanic; AI=American Indian; WO=Woman Owned; M=Male; F=Female

Handwritten signature of Dan Risik

Dan Risik, C.P.M.
Director of Procurement Services

PROCUREMENT SERVICES



PRAIRIE VIEW A&M UNIVERSITY

P. O. BOX 248
PRAIRIE VIEW, TEXAS 77446-0248

Fiscal Affairs



SUPPLEMENTAL SUMMARY FOR THE FY99 SEMI-ANNUAL HUB REPORT - AGENCY 715

Prairie View A&M University is dedicated in extending an opportunity for HUB businesses to provide goods and services in support of our "Good Faith Effort".

The following represents our efforts for FY2000:

- Greater Houston Minority Procurement Breakfast
- BOSS Symposium in Austin, Texas
- HUB planning committee meeting - Austin, Texas
- Expo 2000 in Houston, Texas
- Senator Maris Gallegos Forum - Houston, Texas
- TMBOC Procurement Sub-Committee - Austin, Texas
- Government Connections Expo - Houston, Texas

Several vendors have dropped their HUB status this last year and other local Minority/Women-Owned businesses still refuse to support the state HUB program. These expenditures total - \$302,444.05. These vendors have been contacted by Prairie View A&M University for HUB processing.

Prairie View A&M University will continue to put forth our "Good Faith Effort" in supporting the HUB program.

Sincerely,

Don Lindsay
Purchasing Agent - HUB Director

Controller's Office
(409) 857-4624

Accounting Svcs.
(409) 857-2913

Budgets & Payroll
(409) 857-2954

Procurement Svcs.
(409) 857-3051

Treasury Svcs.
(409) 857-2415



The Texas A&M University System
Texas Engineering Extension Service
Office of the Director

SUPPLEMENTAL LETTER FOR FY '99 ANNUAL HUB REPORT
AGENCY 716

The Texas Engineering Extension Service (TEEX) continues to be fully committed to the State's efforts to increase the participation of HUBs in providing goods and services to state agencies. The commitment to this worthy effort is reflected by the advocacy of the TEEX Director and by other members at the senior administrative level.

In the past fiscal year, TEEX engaged in several activities in an effort to increase the number and dollar amount of purchases made from HUB vendors. Among those efforts, the following are singled out:

participation in General Services Commission's Forum;

participation in the Government Procurement seminars;

collaboration with representatives from the Texas Association of Mexican American Chamber of Commerce and the Texas A&M University System;

continued cooperation with Texas A&M University's Purchasing Department to identify qualified HUB vendors.

As in the past, TEEX continues to be challenged by the fact that many of our purchases are for highly specialized, one of a kind equipment. In many cases, these purchases are directly from the manufacturer. The non-availability of HUBs in the manufacture and distribution of specialized products makes it difficult for TEEX. We will continue, however, to meet this challenge and to do everything that is possible in order to meet our goals.

TEEX will continue to make a good faith effort to increase the participation of HUB vendors. We are committed to this program and will support it to every extent possible.

Arturo Alonzo, Jr.
Associate Director



TEXAS A & M UNIVERSITY

Department of Purchasing Services
P.O. Box 30013
College Station, Texas 77842-0013
Phone (409) 845-3425
Fax (409) 845-3800

Supplemental Summary for the FY 99 Annual HUB Report for Agency No. 718

Texas A&M University-Galveston continues to be fully committed to our Good Faith Effort Programs it relates to our Historically Underutilized Businesses Advocacy Program to develop and maintain supplier diversity while sustaining a fair, open and competitive bidding and procurement process. During FY 99, we have taken the following actions intended to improve HUB access and increase the opportunity of awards to HUBs:

In-Reach Educational Program – All procurement-related training programs incorporate HUB resource materials to assist end users in identifying and utilizing HUBs for the purchase of goods and services that have been delegated.

Out-Reach Program – Continued efforts in active support and participation in the Economic Opportunity Forms offered throughout the state has led the University to include non-typical resource individuals at the various forums and conferences. Including human resources, admissions and physical plant representatives has broadened the scope and exposure to the services provided and required by the University.

Procurement Card Program – Texas A&M University – Galveston campus will be implementing a procurement card program and the training program will incorporate HUB resource materials to encourage and assist all cardholders to utilize HUBs for procurement card transactions.

Bid/Offer Opportunities - Below is a summary of bid and offer solicitations by Texas A&M University-Galveston during the FY 99:

No. of bids/offers sent to ethnic HUBs	49
No. of responses by ethnic HUBs	6
Response percentage	12%
No. of bids/offers sent to women HUBs	56
No. of responses by women HUBs	15
Response percentage	27%
No. of bids/offers sent to all HUBs	105
No. of responses by all HUBs	21
Response percentage for all HUBs	20%

Submitted by: Mary Sue Goldwater
for Rex E. Janne, Director of Purchasing Services



Academic Component Institutions:
 The University of Texas at Arlington
 The University of Texas at Austin
 The University of Texas at Brownsville
 The University of Texas at Dallas
 The University of Texas at El Paso
 The University of Texas-Pan American
 The University of Texas of the Permian Basin
 The University of Texas at San Antonio
 Institute of Texas Cultures
 The University of Texas at Tyler



Health Component Institutions:
 The University of Texas Southwestern Medical Center at Dallas
 The University of Texas Medical Branch at Galveston
 The University of Texas Health Science Center at Houston
 The University of Texas Health Science Center at San Antonio
 The University of Texas M.D. Anderson Cancer Center
 The University of Texas Health Center at Tyler

THE UNIVERSITY OF TEXAS SYSTEM

Office of Business Affairs

201 WEST SEVENTH STREET AUSTIN, TEXAS 78701-2981

Facsimile (512) 499-4573

Supplemental Summary for the FY1999 "Annual" HUB Report - Agency 720

Throughout FY 1999, The University of Texas System Administration acted to strengthen its HUB program infrastructure and to fully implement program strategies and procedures outlined in strategic and action plans. System Administration also closely monitored and began the process of planning for compliance with HUB program legislation passed by the 76th Legislature. Measurements of supply marketplace variables, including demand for goods/services for which no HUB suppliers are available and payments to non-certified HUB firms are important considerations in evaluating program performance. Payments exceeding \$1.7M made by this agency to non-certified underutilized HUB firms in FY 98 and \$0.8M to non-certified underutilized HUB firms in FY 99 are not reflected in published program performance measures. An analysis of the effects of the cited factors on program results for the FY 99 reporting period is presented below.

The nature and types of medical malpractice claims are extremely varied. Some claims have minimal exposure to the insured physician if properly handled; other claims involve multi-million dollar exposure, exceeding policy limits, with substantial risk to the estate of the individual defendant. It is deemed preferable to match each case with the defense attorney's skill, experience and knowledge of local judge and jury situations. Approximately 50% of U. T. System Self-Insurance Plan cases involve HUB non-capacity. The justification for this estimate is found in the complexity of the cases, exposure of individual faculty physicians, need for local representation, and requisite legal expertise.

All U. T. System bonds/ notes are rated by at least two of the three nationally recognized bond rating agencies: Standard & Poors, Moody's, and Fitch. When bonds/notes are sold, a paying agent/registrar is selected to maintain a record of bondholders and to pay the periodic interest and principal payments. The paying agent/registrar is typically a bank that must be automated and capable of meeting the requirements that may be specified by the Depository Trust Company in New York. HUB firms that provide bond counsel, financial, printing, and underwriting services are limited.

The following table presents an analysis of the effects of HUB non-availability as well as payments to non-certified HUB firms on HUB program performance measures:

Purchase Category	Total Expenditures	Underutilized HUB Payments (%)	Non-certified Underutilized HUB Payments *	HUB Non-Availability Payments **	Adjusted Underutilized HUB Payments (%)
Heavy Construction	-0-	-0-	-0-	-0-	-0-
Building Construction	\$137,383,205	\$18,029,735 (13.2)	\$60,452	\$3,093,995	\$18,090,186 (13.5)
S. T. Construction	1,426,012	959 (.07)	425	-0-	1,384 (.10)
Professional Services	22,418,231	4,021,889 (17.9)	756,553	916	4,778,442 (21.3)
Other Services	10,555,359	2,440,512 (23.1)	9,259	3,248,517	2,449,771 (33.5)
Commodities	6,653,958	2,172,310 (32.7)	31,580	50,907	2,203,890 (33.4)
TOTAL	\$178,436,765	\$26,665,405 (14.9)	\$858,269	\$6,394,335	\$27,523,673 (16.0)

* numerator adjustment; ** denominator adjustment

June Murphy (for)
 Lewis W. Wright
 Associate Vice Chancellor for Business Affairs

201 W. 7th Street
 Austin, Texas 78701
 (512) 499-4530
 lwright@utsystem.edu



OFFICE OF THE PRESIDENT
THE UNIVERSITY OF TEXAS AT AUSTIN

Vice President for Business Affairs
P.O. Box 8179 • Austin, Texas 78713-8179 • (512) 471-1422 • FAX (512) 471-7742

**Supplemental Summary for FY 99 Annual HUB Report
Agency 721**

This supplement to our Annual Historically Underutilized Business Report for Fiscal Year 1999 has been prepared to provide a broader more comprehensive representation of The University of Texas at Austin's effort in its attempt to reach the Good Faith Effort Goals set by the State.

In its efforts to encourage the use of HUB's, The University hosted a HUB vendor fair in the Spring of 1999 with over 100 vendors and over 300 University and State Agency employees attending. The University also entered into Memorandums of Understanding with the Texas Association of African American Chambers of Commerce and the Texas Association of Mexican American Chambers of Commerce.

As an institution of higher education, The University expends a large amount in research areas as well as in its infrastructure support where no HUB supply sources are identified. These areas include specialty laboratory equipment and chemicals, large printing press equipment, athletic scoreboards, chilling station and elevator maintenance, library data base services, express mail service and pharmaceuticals. These payments are reflected in the following chart under "HUB Non-Availability Payments".


Purchase Category	Total Expenditures	Underutilized HUB Payments	(%)	Non-Certified Underutilized HUB Payments*	HUB Non-Availability Payments**	Adjusted Underutilized HUB Payments	(%)
Heavy Construction	\$ 17,418.08	\$ -	0.00%	\$ -	\$ -	\$ -	0.00%
Building Construction	\$ 660,656.72	\$ 94,483.97	14.30%	\$ 13,399.00	\$ -	\$ 107,882.97	16.33%
Special Trade	\$ 16,792,389.71	\$ 1,891,864.30	11.27%	\$ 15,333.84	\$ 1,302,412.45	\$ 1,907,198.14	12.31%
Professional Services	\$ 1,921,871.01	\$ 152,521.50	7.94%	\$ 42,500.00	\$ -	\$ 195,021.50	10.15%
Other Services	\$ 42,031,852.31	\$ 5,087,936.71	12.10%	\$ 529,885.66	\$ 7,831,806.36	\$ 5,617,822.37	16.43%
Commodities	\$ 91,871,416.74	\$ 13,005,548.75	14.16%	\$ 792,923.08	\$ 7,678,575.94	\$ 13,798,471.83	16.39%
TOTAL	\$ 153,295,604.57	\$ 20,232,355.23	13.20%	\$ 1,394,041.58	\$ 16,812,794.75	\$ 21,626,396.81	15.85%

*numerator adjustments

**denominator adjustments

In accordance with the General Appropriations Act, Article IX, Section 124, Subsection 6(iv), The University is reporting the following information, classified by ethnic group and by gender: the number of historically underutilized businesses submitting bids and/or proposals for the acquisition, construction, equipping or operational implementation of The University:

Ethnic/Gender Categories	AS		BL		HI		AI		WO
	M	F	M	F	M	F	M	F	
Total Number of HUB Bids/Proposals Received: <u>3678</u>	260	335	300	65	529	327	26	42	1794


G. Charles Franklin
Vice President for Business Affairs



School of Medicine
 Graduate School of Biomedical Sciences
 School of Allied Health Sciences
 School of Nursing

Marine Biomedical Institute
 Institute for the Medical Humanities
 UTMB Hospitals and Clinics

Logistics/Acquisition

SUPPLEMENTAL SUMMARY FOR THE FY 1999 ANNUAL HUB REPORT

AGENCY 723

This supplement to our Annual (9/1/98 through 8/31/99) Historically Underutilized Business Report for Fiscal Year 1999 has been prepared to provide a broader more comprehensive representation of UTMB efforts and accomplishments which, currently, are not recognized in GSC's reporting format.

As previously identified, UTMB, as a Hospital providing multi-categorical health care services, must continue to contract for goods and services in specific categories for which there is no HUB supply source. In addition, UTMB is a managed care provider for Texas Department of Criminal Justice (TDCJ) and must acquire medical services and products for which a HUB supply source also does not exist. During this fiscal year, specific expenditures reported for these categories are:

Pharmaceuticals:	\$ 40,551,865.00
Blood:	\$ 2,061,225.11
Organs:	\$ 2,054,411.43
Contracted Hospital Services	\$ 7,864,155.71


TOTAL NON HUB CAPACITY: \$ 52,531,657.25

Utilizing the information provided above, as well as, including expenditures to HUBs that were previously certified, the following adjustments to our Annual FY 1999 HUB Report are submitted to accurately reflect UTMB's contribution and efforts in support of the State of Texas' initiatives on HUBs.

FY 99 TOTALS	Asian American	Black American	Woman	Native American	Hispanic American
All Categories	1,291,608.02	10,220,653.00	6,286,716.79	54,023.59	3,841,151.52
Special Trade Construction	29,551.00	18,446.61	2,501,235.56	4,750.00	719,033.17
Professional Services	24,450.00	2,560.00	114,029.23	-	-
Other Services	291,686.23	188,218.61	1,553,828.83	166.13	2,778,513.40
Commodities	945,920.79	10,011,427.78	2,117,623.17	49,107.46	343,604.95

FY 99 TOTALS	HUB Total	All Expenditures	HUB %	HUB Non-Capacity	Non-Certified HUBS	Adjusted HUB %
All Categories	21,694,152.92	170,379,134.79	12.73%	52,531,657.25	2,663,129.94	20.67%
Special Trade Construction	3,273,016.34	7,680,903.85	42.61%	-	16,458.79	42.83%
Professional Services	141,039.23	12,289,586.97	1.15%	7,864,155.71	1,861,489.96	45.25%
Other Services	4,812,413.20	30,241,796.95	15.91%	-	293,821.80	16.88%
Commodities	13,467,684.15	120,166,847.02	11.21%	44,667,501.54	491,359.39	18.49%

Respectfully submitted,


 for Jeffrey Bonnardel, C.P.M.
 Director of Purchasing

THE UNIVERSITY OF TEXAS AT EL PASO



Supplemental Summary for the FY 1999 Annual HUB Report
The University of Texas at El Paso
Agency Number 724

Vice President for
Finance and
Administration

The University of Texas at El Paso (UTEP) continues to work diligently toward meeting the Good Faith Effort Goals of the HUB Program as set by the State of Texas Legislature and the General Services Commission. UTEP is committed to procuring and contracting with Historically Underutilized Businesses (HUBs) at every available opportunity.

UTEP extends its aggressive outreach program to both El Paso area businesses as well as to UTEP employees.

- The Purchasing and HUB Office participated in the El Paso Hispanic Chamber of Commerce's BizTech '99. BizTech introduced micro and other small businesses to the future of procurement: electronic commerce. The event was extremely well received by over 2,000 vendors.
- Departments are provided a monthly summary of their expenditures and HUB percentages.
- HUB percentages are a criteria used in evaluating buyer performance. Buyers are given a report once a month which summarizes their expenditures as well as HUB awards.
- The Purchasing Office recognizes departments with the highest HUB percentages.
- The HUB Office has acquired a work/study student to assist in performing outreach to decertified HUB vendors. Since January, 1999, the work-study has successfully assisted 59 vendors to re-certify.
- The HUB Office's web site is a user-friendlier tool for use by departments and vendors alike. The web site address is <http://www.utep.edu/material/hub.htm>.

Although UTEP makes every effort to purchase through HUBs, there are highly specialized goods and services that are purchased to support our research projects for which no HUB vendor exists. The following table shows adjusted dollars, reflecting payments made to non-certified underutilized HUBs and payments which are sole source/proprietary, which more accurately reflect UTEP's Good Faith Efforts.

Purchase Category	Total Expenditures	Underutilized HUB Payments (%)	Non-certified Underutilized HUB Payments*	T.G.C. Section 2155.067 Non-HUB Payments**	HUB Non-Availability Payments**	Adjusted Underutilized HUB Payments (%)
Heavy Construction	\$54.50	0%	0%			
Special Trade Construction	\$1,260,119.50	\$512,900.75 (40.7%)	\$436.56 (.03%)			
Professional Services	\$249,486.00	\$65,590.50 (26.3%)	\$32.00 (.01%)			
Other Services	\$5,045,839.18	\$245,711.64 (4.9%)	\$101,739.40 (2.0%)			
Commodities	\$11,241,998.46	\$1,647,381.42 (14.7%)	\$97,661.26 (.87%)			
TOTAL:	\$17,797,497.64	\$ 2,471,584.31 (13.9%)	\$199,869.22 (1.12%)	\$6,675,711.48	\$896,989.32	26.1%

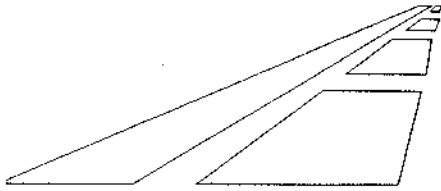
*numerator adjustment; **denominator adjustment

It is UTEP's policy to promote and procure from HUBs whenever possible. UTEP strongly supports and is committed to this policy

Respectfully submitted,

Cynthia Villa
Assistant Vice President for Finance and Administration

El Paso, Texas
79968-0502
(915) 747-5113
FAX: (915) 747-5068



TEXAS TRANSPORTATION INSTITUTE

Business Office
CE/TTI Building, Suite 808

Telephone (409) 845-1715
Fax (409) 845-9678

SUPPLEMENTAL SUMMARY FOR FY 1999 ANNUAL HUB REPORT

Agency 727

During the past year TTI improved its HUB participation for HUB vendors from 7.25 percent to 14.06 percent. This increase is attributed to continued efforts in providing information to our staff regarding HUBS. TTI continues to use the Intranet as a primary source for all employees to access the General Services Commission HUB information. To encourage HUB participation in the purchasing process, individual contacts are made with key personnel in the Institute. The competitive bid process of TAMU Purchasing Services on behalf of TTI includes HUB vendors. In addition, the TTI HUB Representative makes one-on-one contacts with potential vendors and supplies information regarding certification. Monthly reports are also analyzed for potential HUBS and businesses are contacted to determine if assistance in obtaining certification is needed.

Also, during the past year the TTI HUB Representative and another staff member had a booth in the Small Business Opportunity Fair which included HUB vendors.

We feel these efforts contribute positively to TTI's increased level of participation in the HUB program.

As requested in Section iv of the reporting requirements, the information for TTI regarding the number of historically underutilized businesses submitting bids is being submitted under separate cover.

Fiscal Officer and
TTI HUB Representative

Attachment
cc: Don Bugh, Executive Associate
Director

SOUTHWESTERN
THE UNIVERSITY OF TEXAS
SOUTHWESTERN MEDICAL CENTER
AT DALLAS

SUPPLEMENTAL SUMMARY FOR THE FY '99 ANNUAL HUB REPORT
AGENCY 729

A. Joe Behrens
Assistant Vice President

Materials Management

The University of Texas Southwestern Medical Center at Dallas remains fully committed to its Good Faith Efforts in support of the Historically Underutilized Businesses as demonstrated by the following activities that occurred in fiscal year 1999:

Purchasing Department employees attended various events in the D/FW Metroplex promoting HUB activities to include:

African American Chamber of Commerce	Area HUB Coordinators Network	Hispanic Chamber Fiesta Trade Event
Hispanic Chamber of Commerce	State HUB Coordinators meeting	Access 99
American Woman's Network	Asian Chamber of Commerce	DOT Liaison for HUB Contractors
Tarrant County Black Chamber of Commerce	Quest for Success Recognition	D/FW MB Council Hard Hat
Dallas Business Place 98	Dallas Black Chamber of Commerce	Hispanic Women Leadership Series
Medweek 98 - Dallas & Ft. Worth	Women Mean Business	Women's Forum Trade Show
American Indian Recognition	D/FW Minority Business Council	Martin Frost Federal Procurement Show

In accordance with the General Appropriations Act, Article IX, Section 124, Subsection 6 (iv), the following table reflects HUB data classified by ethnic group and gender, number of HUB's submitting bids and/or proposals for the acquisition of product, supplies, and/or services.

Purchase Category	Total Expenditures	Underutilized HUB Payments (%)		Non-certified Underutilized HUB Payments *	HUB Non-Availability Payments **	Adjusted Underutilized HUB Payments (%)	
Heavy Construction	\$36,689	\$0.00	(0.00%)	\$0.00	\$0.00	\$0.00	(0.00%)
Building Construction	\$0.00	\$0.00	(0.00%)	\$0.00	\$0.00	\$0.00	(0.00%)
S.T. Construction	\$6,375,826	\$187,448	(2.93%)	\$0.00	\$0.00	\$187,448	(2.93%)
Professional Services	\$365,092	\$58,647	(16.06%)	\$0.00	\$0.00	\$58,647	(16.06%)
Other Services	\$22,735,094	\$3,127,015	(13.75%)	\$586,149	\$0.00	\$3,713,164	(16.33%)
Commodities	\$58,122,311	\$10,009,162	(17.22%)	\$1,328,987	\$10,504,794	\$11,338,149	(23.81%)
TOTAL	\$87,635,012	\$13,382,272	(15.27%)	\$1,915,136	\$10,504,794	\$15,297,408	(19.83%)

* numerator adjustment; ** denominator adjustment

Additionally, the next table reflects payments made to non-certified and/or graduated HUBs, payments to non-HUB proprietary/sole source suppliers, and HUB non-availability sources. When this data is taken into consideration, the adjusted amounts more accurately reflect our institutions Good Faith Efforts.

Bids/Proposals Received by HUBs

Ethnic and Gender Categories	AS		BL		HI		AI		WO	
	M	F	M	F	M	F	M	F	M	F
Total Number of HUB Bids/Proposals Received:	1,628	733	908	666	241	4,256	37	0	0	8,894

Legend: AS=Asian Pacific; BL = Black; HI = Hispanic; AI = American Indian; WO - Woman Owned; M=Male; F=Female

Respectfully,



A. Joe Behrens
Assistant Vice President for Materials Management

TEXAS WOMAN'S UNIVERSITY

DENTON / DALLAS / HOUSTON

Purchasing Department

Telephone: 940-898-3585 / Facsimile: 940-898-3580

P.O. Box 425619
TWU Station
Denton, Texas 76204-5619

Bralley Annex
325 Texas Street, Room #100
Denton, Texas 76201

Supplemental Summary for the FY99 Annual HUB Report, Agency 731

During the past year, Texas Woman's University has demonstrated its commitment to offer opportunities to women and minority vendors by implementing procedures to identify and contract with historically underutilized businesses in the DFW area and across the state.


The Assistant Director of Purchasing, who is TWU's HUB Coordinator, has implemented the following procedures to illustrate our good faith effort and to increase the total dollars spent with HUB vendors in Texas:

1. The TWU Purchasing Manual has been revised to help departments understand what HUB vendors are and how to identify these vendors by guiding those departments through the General Services Commission Central Master Bidders List. We are training departmental users to identify and then to alert the Purchasing Department when they use a minority vendor who is not certified through the State of Texas.
2. With the assistance of consultant Alfonso Jackson, TWU is developing an outreach program that will help the Purchasing Department identify minority vendors within the DFW area. This program includes an effort to assist those vendors not certified as HUBs to become certified by the General Services Commission. The HUB Coordinator is attending minority business functions to develop business relationships and to provide information to vendors regarding TWU's potential need for goods and services. In addition, the HUB Coordinator notifies departmental administrators of opportunities to acquire goods and services from these vendors.
3. When using local funds, the purchasing policy for TWU requires purchases over \$2,000 to obtain competitive bids. Two of the bids must come from a certified minority- or woman-owned business. We have requested that the departments notify Purchasing when non-certified minority vendors are identified so the HUB Coordinator can make contact with those vendors and encourage them to apply for certification.
4. In addition to encouraging minority businesses to become certified, TWU is extending an invitation to these vendors to visit our campus. The purpose of the invitation is to assist them in identifying potential opportunities for providing goods or services to TWU and to inform them of future projects for which they may be interested in submitting bids.
5. While compiling information for the HUB report, we noted that 65% of the women- and minority-owned vendors who had been used by our University were no longer certified with the GSC. These vendors were listed on the CMBL, but their certification had become inactive.
6. The HUB Coordinator is attending and participating in local minority business after-hours meetings to promote TWU's business opportunities.

As previously stated, we not only want to be an institution educating a large number of women and minority students, but also an institution offering opportunities to women and minority vendors.


Larry D. Hoke, Assistant Director of Purchasing

A Comprehensive Public University Primarily for Women
An Equal Opportunity/Affirmative Action Employer



TEXAS A&M
UNIVERSITY
KINGSVILLE

OFFICE OF PROCUREMENT & GENERAL SERVICES

MAIL STOP 104 KINGSVILLE, TEXAS 78363

361/593-3814 FAX 361/593-2719

**SUPPLEMENTAL SUMMARY FOR THE FY99 "ANNUAL" HUB REPORT
AGENCY 732**

Texas A&M University-Kingsville is fully committed to making a good faith effort to achieve the goals of the HUB program and continues to work diligently to improve this effort. This year we were actively involved in programs, forums, symposiums and meetings with the Corpus Christi Minority Business Development Center, the Hispanic Contractors Association of South Texas and GSC sponsored events in Corpus Christi and McAllen, Texas.

This year we sent 644 bids to HUBs and received 119 responses. We awarded \$1,718,830.00 to GSC certified HUBs and this represented 12.439% of total expenditures. Additionally, we are able to account for \$234,193.00 in expenditures with known minority/woman owned non-certified HUBs. If these additional expenditures were added our total expenditures with minority/woman owned businesses would be 14.14%.

In assessing the above HUB results from this year, we have initiated efforts to improve our success in getting minority/woman owned businesses GSC HUB certified and to increase our out reach program with HUBs. We have designated a HUB coordinator to enhance our efforts. The HUB coordinator will liaison directly with HUB vendors, identify potential HUBs and assist them in getting GSC certified. The HUB coordinator will also provide known business opportunities to HUBs and will coordinate the HUB subcontracting plan and monitor the contractor's compliance and coordinate the training program for HUBs.

Sincerely,

Ralph W. Stephens, C.P.M.
Director, Procurement and General Services



MIDWESTERN STATE UNIVERSITY

3410 TAFT BOULEVARD WICHITA FALLS, TEXAS 76308-2099
PURCHASING-ACCOUNTS PAYABLE (940) 397-4109 / FAX (940) 397-4302

SUPPLEMENTAL SUMMARY FOR FY 99 ANNUAL HUB REPORT FOR AGENCY 735

This supplemental letter is to define our agency's commitment of meeting a 30% utilization rate of HUB Vendors. Our policy manual has been revised, in the last few years, to incorporate HUB Vendors for all bid and proposal circumstances.

Unfortunately, in this remote area of Texas, many of our bid packages, proposals and Texas marketplace postings are not even responded to by HUB Vendors.

We continue to identify and use HUB Vendors for delegated, contract, spot, open-market and all other forms of purchasing whenever possible.

Please feel free to contact me at 940-397-4110 should you have any questions.

A handwritten signature in black ink, appearing to read "E.C.B." followed by a long horizontal line that ends in a stylized flourish.

E. C. "Pete" Bennett, III
Director of Purchasing



The University of Texas-Pan American
Purchasing and Central Services

1201 West University Drive Edinburg, Texas 78539-2999 (956)381-2161 Office (956)381-2164 FAX

Supplemental Summary for FY 1999 Annual HUB Report for Agency No. 736

The University of Texas-Pan American (UTPA) continues its commitment to the Historically Underutilized Business (HUB) Program. Our University still maintains an ambitious outreach program in the Rio Grande Valley. We assume a leadership position among other state and local agencies in promoting HUB issues in our area and encourage noncertified minority and woman-owned businesses to become HUB certified. An element of this effort is to facilitate the application process as much as possible for businesses through working closely with the General Services Commission (GSC) should these vendors encounter difficulties during the certification process. UTPA is assisting the South Texas Minority Business Opportunity Committee (MBOC) promote a Web-based Online Contracting Center which is designed to match local vendors with bids of local state agencies and school districts.

UTPA coordinated/sponsored and/or participated in the following outreach activities during FY 1999:

1. GSC Economic Opportunity Forum (EOF), Harlingen, Texas (March 4, 1999) - UTPA distributed procurement information and contact numbers and discussed the state procurement process with interested vendors.
2. Meet the Buyer Seminar Series (April 28 & May 5, 1999) - UTPA organized this seminar for area minority and woman-owned businesses with assistance from MBOC and other state, federal, and local agencies. The seminars are designed to give vendors an understanding of the purchasing procedures of public agencies.
3. McAllen Business Expo (May 13, 1999) - UTPA co-sponsored the Expo and partnered with the McAllen Chamber of Commerce, Women's Empowerment Business Center, MBOC, SBDC, and the U. S. Small Business Administration. Training sessions covered topics ranging from electronic commerce to contracting opportunities with the State.
4. Student Union Building Pre-Construction Conference (June 8, 1999) - Coordinated conference with UT System Office of Facilities, Planning and Construction. Gave informational presentation on the HUB Good Faith Effort Program to prime contractor and subcontractors that were participating in the construction project. Also individually assisted non-certified subcontractors with the HUB certification application.
5. HUB Certification Seminars (February 11, June 22, 23, & 24, 1999) - Vendors received a comprehensive review of the history, purpose, and benefits of the HUB program and certification process. Vendors received a hands-on demonstration of GSC's website including a review of how state agency purchasers use the Centralized Master Bidders List (CMBL) and HUB Directory to locate vendors for bidding. UTPA provided vendors with information on searching for class and item numbers specific to their goods and services and also provided assistance in completing the CMBL application.
6. Third Annual HUB Conference (August 15 & 16, 1999) - UTPA participated in conference.
7. Financing Seminar (August 25, 1999)- UTPA co-sponsored the seminar with SBDC, MBOC, and the Harlingen Chamber of Commerce. The seminar focused on different financing options available to small and minority business owners.

We feel that the aforementioned activities will help increase the number of HUB suppliers in our area. Although we make every effort to procure from HUBs, there are some goods and services for which there are no HUB suppliers. As an institution of higher education, we contract for certain highly specialized equipment and services (e.g., engineering and scientific equipment) for which HUB supply sources do not exist. The following table will reflect this institution's good faith efforts.

Purchase Category	Underutilized HUB Payments / %		Non-certified Underutilized HUB Payments / %*		Texas Gov. Code 2155.067 Non-HUB Payments / %**		HUB Non-Availability Payments **	Adjusted Underutilized HUB Payments / %	
Building Construction	\$0.00	0.00%	\$0.00	0.00%	\$0.00	0.00%	\$0.00	\$0.00	0.00%
S.T. Construction	\$295,779.27	25.74%	\$0.00	0.00%	\$0.00	0.00%	\$0.00	\$295,779.27	25.74%
Professional Services	\$5,273.92	2.49%	\$24,862.82	11.75%	\$0.00	0.00%	\$1,100.00	\$30,136.74	14.31%
Other Services	\$33,405.90	1.58%	\$81,308.24	3.85%	\$224,108.38	10.61%	\$430,753.52	\$114,714.14	7.87%
Commodities	\$2,066,660.72	29.18%	\$81,866.73	1.16%	\$1,083,654.45	15.30%	\$0.00	\$2,148,527.45	35.81%
Total	\$2,401,119.81	22.58%	\$188,037.79		\$1,307,762.83		\$431,853.52	\$2,589,157.60	29.11%

*numerator adjustment; **denominator adjustment

(Excludes payments to be reported by DIR)

Respectfully submitted,

Frances A. Rios

Frances A. Rios
 Director of Purchasing
 (956) 381-2161, frios@panam.edu

Roberto Cantú

Roberto Cantú
 Purchasing Development Coordinator
 (956) 316-7105, rocantu@panam.edu



SUPPLEMENTAL SUMMARY FOR FY'99 ANNUAL HUB REPORT – AGENCY 742

This supplement to our Annual Historically Underutilized Business Report for fiscal year 1999 has been prepared to provide a broader more comprehensive representation of The University of Texas of the Permian Basin's efforts in its attempt to reach the Good Faith Effort Goals set by the state.

As an institute of higher education, the University expends funds for unique or proprietary equipment and commodities where there are no Historically Underutilized Businesses. These payments are reflected in the following chart under "HUB non-availability payments as well as graduated or non-certified HUBs.

Purchase Category	Total Expenditures	Underutilized HUB Payments(%)	Non-certified Underutilized HUB Payments	HUB Non-Availability Payments	Adjusted Underutilized HUB Payments(%)
Heavy Construction	0	0	0	0	0
Building Construction	0	0	0	0	0
S.T. Construction	393,656	0	0	0	0
Professional Services	16,935	0	0	0	0
Other Services	936,637	44,958(4.8%)	0	0	0
Commodities	1,002,559	85,819(8.56%)	25,636	72,418	818,686(18%)
TOTAL	2,349,777	130,777	25,636	72,418	818,686(18%)

In accordance with the General Appropriations Act, Article 1x, Section 124, Subsection 6(iv), The University is reporting the following information, classified by ethnic group and by gender: the number of historically underutilized business submitting bids and/or proposals for the acquisitions, construction, equipping, or operational implementation of the University.

Ethnic and Gender Categories	AS		BL		HI		AI		WO
	M	F	M	F	M	F	M	F	F
Total Number of HUB Bids/Proposals Received:	5	4	8	0	55	10	0	0	143

Bonnie Dyer
 Bonnie Dyer
 Director of Purchasing
 dyer_b@utpb.edu



The University of Texas ★ San Antonio
Office of the Vice President for Business Affairs

Supplemental Summary for the FY'99 Annual HUB Report
Agency Number 743

The University of Texas at San Antonio is committed to demonstrating a good faith effort to assist minority and women owned businesses receive contract awards in supplying the University with supplies, materials, equipment and services. The University also ensures a competitive procurement process that provides fair and equal access to all businesses.

The following are major activities of the HUB Program we participated or coordinated during this reporting period.

- Participated in the "Business Opportunity Steering Symposium (BOSS) XI Texas" -Austin, September, 1998
- Attended the Austin Hispanic Chamber of Commerce "Feria 98" -Austin, October, 1998
- Attended "Minority Enterprise Development (MED) Week '98"-San Antonio, October, 1998
- Participated in The Greater Chamber of Commerce "Meet the Buyers" -San Antonio, October, 1998
- Participated in the "3rd Annual State Conference for Hispanic Contractors de Tejas" -Austin, November, 1998
- Attended the General Services Commission HUB Cooperative Meeting in Austin, December, '98, March & June'99
- Attended the 1999 TAMACC Legislative Action Day in Austin, January, 1999
- Co-sponsored San Antonio Hispanic Chamber of Commerce/UTSA/Diabetex "Meet and Greet" small business-San Antonio, May 1999
- Co-sponsored the San Antonio Business Opportunity Council (SABOC) Economic Conference-San Antonio, June, 1999
- Co-sponsored the University of Texas Health Science at San Antonio/UTSA Economic Forum-San Antonio, July, 1999
- Attended the Texas Association of Mexican American Chambers of Commerce (TAMACC) 24TH Annual Convention and Business Exposition-El Paso, July, 1999
- Attended the 3rd Historically Underutilized Business (HUB) Conference-Austin, August, 1999
- Participate in monthly Business Opportunity for Texans Luncheon meetings-San Antonio
- Active participation in quarterly UTSA HUB Staff Coordinating Group Meetings with widespread University representation

In addition, UTSA participates in the following activities:

- Serve on the Small Business Coordinating Council - San Antonio
- Serve on Minority Enterprise Development Week (MED) Committee
- Serve as Chairman of the Board of Business Opportunities for Texans-San Antonio
- Serve on General Services Commission Economic Forum Planning Committee
- Serve on Business Opportunities Steering Symposium (Boss) Committee-Austin
- Member of the Hispanic, Greater, Alamo, Leon Valley Chambers of Commerce

UTSA has awarded \$242,699.90 (16.63%) in the Special Trade Category to women owned businesses, which is reflected in the overutilized category. An additional, \$1,553,975.59 (12.43%) was awarded to Asian American in the Commodities category.

The University continues to maintain an aggressive inreach program to promote HUB awareness through routine contact with campus departments, workshops, and by participating in procurement training activities. In addition, frequent involvement with HUB vendors to promote, educate, and provide on-going certification assistance continues.

The University of Texas will continue to work diligently to achieve the goals necessary for a successful HUB Program.

HUB submitting bids and/or Proposals Ethnic and Gender Categories Not HUB Eligible: 1803	AS		BL		HI		AI		WO
	M	F	M	F	M	F	M	F	F
Total Number of HUB Bids/Proposals Received:	72	84	96	5	245	138	1	1	331

Purchase Category	Total Expenditures	Underutilized HUB Payments	(%)	Non-certified Underutilized HUB Payments*	HUB Non-Availability Payments**	Adjusted Underutilized HUB Payments	(%)
Heavy Construction							
Building Construction	698,745.08	12,148.50	1.74	0.00	0.00	12,148.50	1.74
S. T. Construction	1,459,482.66	53,426.40	3.66	0.00	122,670.50	53,426.40	4.00
Professional Services	40,291.81	14,080.85	34.95	0.00	0.00	14,080.85	34.95
Other Services	7,142,141.37	540,168.72	7.56	25,648.88	1,015,197.28	565,817.60	9.23
Commodities	12,502,049.88	2,193,167.77	17.54	34,488.53	839,793.13	2,227,656.30	19.10
Total:	21,842,710.80	2,812,992.24	12.88	64,137.41	1,977,660.91	2,877,129.65	14.48

David R. Larson
Vice President for Business Affairs

Doris McHazlett-Campa
Director of Materials Management/HUB

THE UNIVERSITY OF TEXAS



HOUSTON

HEALTH SCIENCE CENTER

Procurement Services

SUPPLEMENTAL SUMMARY FOR THE FY1999 ANNUAL HUB REPORT AGENCY No. 744

This supplement to our Annual (9/1/98 through 8/31/99) Historically Underutilized Business Report for Fiscal Year 1999 has been prepared to provide a broader, more comprehensive representation of UTHSCH efforts and accomplishments, currently not recognized in the GSC's reporting format.

Our FY99 HUB annual expenditures reflect an increase in business with Certified HUBs of \$3.6 million (105%) over the FY98 annual reported dollars and an overall percentage increase of about 6.6%.

Out-reach activities included: hosting two vendor fairs on campus; inviting six HUB vendors to present at the SCG meetings; successfully assisting twenty HUB vendors in completing their GSC certifications; publishing a Vendor Guide Book to doing business with UT-Houston; participation in three major vendor expositions in Houston; and putting sub-contracting plans in place with two major vendors.

In-reach activities included: reorganization of the Staff Coordinating Group and a campus-wide HUB Coordinators group, both groups meeting monthly; distribution of HUB goals and objectives across campus; using e-mail to introduce 14 new HUB vendors to department personnel making spending decisions; distribution of HUB activity reports and expense data to operating units; provision of training of 41 department personnel on use of the CMBL for finding HUBs; hiring of a marketing coordinator to promote use of HUB vendors on campus; and communication quarterly through e-mail with department personnel and administration on the status of the UT-Houston HUB spending activity.


The financial data required to produce the HUB reports was updated to reflect accurate information. Reports were shared electronically with operating units during department visits and training sessions. Procurement Card reports were developed to facilitate the reporting of spending activity on the credit card. The development of a UTH BuyHUB Web page was installed and will continue to be improved in FY00.


UTHSCH, as a healthcare and research institution, must contract for goods and services in specific categories for which there is minimal or no HUB availability. We continue to research HUB potential in these areas, however, some non-availability continues. These areas include medical/research products and chemicals. In addition, approximately \$2,956,821 dollars were paid as a pass through to our locally contracted HUB woman-owned travel agency. These dollars are included with the non-certified HUB dollars. Another \$1.8M was expensed with non-certified HUB health care providers for the Houston Recovery Center.

Purchase Category	UTH*	Total Expenditures Per GSC	Underutilized HUB Payments(%) Per GSC	Non-certified Underutilized HUB Payments *	HUB Non-Availability Payments**	Adjusted Underutilized HUB Payments(%)
Heavy Construction		- 0 -	- 0 -	- 0 -	- 0 -	- 0 -
Building Construction		- 0 -	- 0 -	- 0 -	- 0 -	- 0 -
S.T. Construction	15%	5,399,426	748,033 (13.9%)	290,577		1,038,610 (19.2%)
Professional Services	5%	2,974,360	50,958 (1.7%)	18,094		60,052 (2.3%)
Other Services	10%	22,453,143	2,644,547 (11.8%)	1,744,991	3,309,942	4,389,538 (22.9%)
Commodities ***	14%	30,063,235	3,722,899 (12.3%)	3,858,767	6,389,228	7,581,666 (32%)
TOTAL		60,890,164	7,166,437 (11.8%)	5,912,429	9,699,170	13,069,866(25.5%)

*Numerator adjustment **Denominator adjustment ***Includes procurement card payments

UTH*FY99 Strategic Goals


Richard H. Sears, Process Owner
Procurement Services


John Porretto, Executive Vice President
Administration and Finance



The University of Texas
 Health Science Center at San Antonio
 7703 Floyd Curl Drive
 San Antonio, Texas 78284-7962

Office of the Director of Purchasing

Phone: (210) 567-6030
 FAX: (210) 567-6051

Supplemental Summary for the Fiscal Year 1999 Annual HUB Report for Agency 745

The University of Texas Health Science Center at San Antonio is committed to demonstrating Good Faith Efforts to assist Historically Underutilized Businesses in supplying the University with supplies, equipment and services.

The following are representative examples of our continuing outreach and inreach activities contributing in part to our HUB Program Good Faith Efforts:

- * Active interaction with UTHSCSA HUB Program Staff Coordinating Group representing constituencies throughout the University;
- * Training workshops for HUBs on "How to Do Business with The Health Science Center";
- * Training workshops for Health Science Center personnel on how to utilize HUBs in the procurement process;
- * Joint host of the San Antonio "Economic Opportunity Forum";
- * Participation in the Third HUB Conference at U.T. Austin, LBJ School of Public Affairs;
- * Participation in The Annual Business Trade Show, "Meet the Buyers," at the San Antonio Convention Center;
- * Attendance at Business Opportunities for Texans Networking Luncheons;
- * Interaction with local Chambers of Commerce and the Small Business Coordinating Council.

The chart below provides additional information regarding a more comprehensive representation of our agency's HUB Good Faith Efforts:

Purchase Category	*Total Expenditures	*Underutilized HUB Payments (%)	Non-certified Underutilized HUB Payments **	HUB Non-Availability Payments ***	*Adjusted Underutilized HUB Payments (%)
Heavy Construction	\$ 51	-0-	unknown	-0-	-0-
Building Construction	\$ 10,286	-0-	unknown	\$ 10,286	-0-
S. T. Construction	\$ 360,706	\$ 13,423 (3.72)	unknown	-0-	\$ 13,423 (3.72)
Professional Services	\$ 894,202	\$ 36,825 (4.11)	unknown	\$ 6,597	\$ 36,825 (4.15)
Other Services	\$ 7,101,844	\$ 314,347 (4.43)	unknown	\$ 1,529,177	\$ 314,347 (5.64)
Commodities	\$ 33,122,183	\$ 4,599,557 (13.88)	unknown	\$ 11,356,490	\$ 4,599,557 (21.13)
Total	\$ 41,489,272	\$ 4,964,152	-0-	\$ 12,902,550	\$ 4,964,152

* Projected data at time of report submission, subject to revision in final report compiled by the General Services Commission.

** Numerator adjustment

*** Denominator adjustment

Sincerely,

Wayne E. Reed
 Director of Purchasing



Purchasing Office

The University Of Texas at Brownsville and Texas Southmost College

80 Fort Brown - Brownsville, Texas 78520 - (956) 548-6553 - Fax (956) 548-6583

SUPPLEMENTAL LETTER: AGENCY CODE 747
1999 ANNUAL HUB REPORT

The University of Texas at Brownsville is committed to a good faith effort to maximize economic opportunities for minority and women owned businesses by utilizing HUB vendors in the procurement process for goods and services as mandated by legislation.

UTB has continued to maintain a successful outreach program by participating in the following activities:

- HUB Economic Opportunity Forum - McAllen
Procurement 2000 Forum - El Paso
CBED Outreach Program - Brownsville
Rio Grande Valley Economic Opportunity Forum - Harlingen
Third HUB Conference LBJ School of Public Affairs - Austin
GSC Annual Procurement Summit - Austin
GSC HUB Cooperative Committee Meetings - Austin

In addition to UTB's outreach efforts to attract new vendor participation, we are continuing with our internal program to increase our good faith effort with HUB vendors. These activities include interacting with departments to identify HUB vendors, presenting workshops, and procurement training sessions.

Even with these programs in place, we have found that there are goods and services for which there are no HUB suppliers. Institutions of higher education have unique needs, which are very different from other state agencies. We often procure highly technical specialty items and services (e.g. engineering and scientific equipment) for which there are no HUB vendors.

The collective data reflected on the below listed table shows payments made to underutilized HUB's, non-certified underutilized HUB's, non-HUB proprietary/sole source vendors, and HUB non-availability purchases. These dollar expenditures listed below define a clearer picture of our institution's good faith effort.

Table with 6 columns: Purchase Category, Underutilized HUB Payments (%), Non-Certified Underutilized HUB Payments (%), 1 TGC Section 2155.067 Non-HUB Payments (%), HUB NON-Availability Payments (%), Adjusted Underutilized HUB Payments (%). Rows include Building Construction, S.T. Construction, Professional Services, Other Services, and Commodities.

Brian F. Bochenek signature and name: BRIAN F. BOCHENEK, CPM, Director of Purchasing

Jerry V. Escobedo signature and name: JERRY V. ESCOBEDO, HUB Coordinator / Senior Buyer



A MEMBER OF
THE TEXAS A&M
UNIVERSITY SYSTEM

Purchasing

Supplemental Summary for the FY 1999 Annual Hub Report
Agency 748

Baylor College of Dentistry a Member of the Texas A&M University System Health Science Center, is fully committed to making a good faith effort to initiate, develop and implement a fair, open and inclusive procurement system which values and advocates the broadest possible participation of any/all businesses.

HUB non-availability and HUB non-capacity continues to be a challenge. The majority of Baylor College of Dentistry's purchases are for dental instruments, research, scientific and laboratory equipment. These purchases necessitate frequent purchases of highly specialized equipment and state-of-the-science products and services, which have not traditionally been available from HUBs. Frequently, these items involve proprietary information, patents and/or intellectual properties, which (although they allow us to realize significant savings of State funds) result in sole source contracts, or original equipment manufacturers' contracts, which cause HUBs to be excluded. In other cases, HUB dealers are included, but are unable to be competitive with the manufacturer.

Baylor College of Dentistry has been successful in its community outreach efforts and has made a commitment to its involvement in the following outreach activities:

- A member of the Greater Dallas Chamber Women's Covenant
- A member of the Dallas Together Forum
- A member of the General Services Commission's HUB Cooperative Committee
- Attended Texas A&M University System Hub Coordinators meetings
- Attended the Third Annual Historically Underutilized Business (HUB) Conference, Austin Texas
- 1999 Conference Chairman, Dr. Claude Williams and Dr. Richard Buchanan, Dean of Baylor College of Dentistry hosted a reception in appreciation to the National Association Medical Minority Educators (NAMME) members for their dedication and hard work.
- Baylor College of Dentistry will participate at the BOSS Conference in Austin.
- Plans to attend FERIA 99' sponsored by The Hispanic Chamber of Commerce of Austin/Travis County (HCC) are being made.

Continuous efforts to maintain and stay abreast of the latest developments and initiatives for HUB purchasing, the Director and staff of Purchasing work closely with the TAMU System HUB coordinator.

Baylor College of Dentistry is committed to reaching the HUB goals outlined by the General Services Commission. We continue to strive to extend business opportunities to all Texans.

Sincerely,

Wauneta L. Holland
Director of Purchasing

SAM HOUSTON STATE UNIVERSITY
PURCHASING AND STORES
P.O. BOX 2028 HUNTSVILLE, TEXAS 77341 (409) 294-1900

SUPPLEMENTAL SUMMARY FOR THE FY 99 ANNUAL HUB REPORT FOR AGENCY - 753

Sam Houston State University has continued in its "Good Faith Effort" to accelerate its Historically Underutilized Business (HUB) participation. The University has developed several initiatives to promote participation. These initiatives are as follows:

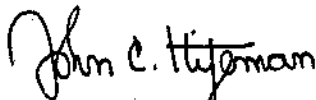
- Staff Coordination Group - The University designated the Purchasing Director as the HUB coordinator to correlate with academic programs, information services, administrative accounting, physical plant and purchasing in refining our good faith effort in HUB participation. Furthermore, semiannual training programs are held for faculty and staff to make them aware of Purchasing Policies and Procedures and to emphasize special programs such as HUB participation.

- Outreach Programs - In an attempt to generate HUB awareness of the University's needs and to demonstrate the will to participate with HUB's, the University participated in the following events:
 - 12th Annual Trade Expo - Sponsored by Huntsville-Walker County Chamber of Commerce - 3/4/99
 - State of Texas Procurement Director's Conference - Sponsored by General Services Commission - 2/10/99
 - Construction Project Management & Claims Resolution - Sponsored by The Office of the Attorney General - 9/15-16/98
 - Third Historically Underutilized Business (HUB) Conference - Sponsored by the General Service Commission - 8/16/99
 - Business Opportunities Fair - Sponsored by University of Houston - Brazos Valley SBDC - Bryan, TX.

- Internal Education Program - Each buyer in the purchasing department is required to increase the minimum of two HUB vendors contacted for bids more than \$2000 to a minimum of four.

- System Coordination - The University's HUB Coordinator networks with other state agencies to share ideas, recommend HUB vendors, and notify each other of events pertaining to HUB participation.

Respectively Submitted,



John C. Hitzeman, Director
Purchasing and Stores

Supplemental Summary for the FY99 Annual HUB Report for Agency No. 755

Stephen F. Austin State University recognizes the State's goals of placing qualified percentages of total contracts with HUBs, and is committed to make a good faith effort to utilize HUB vendors. The following activities were undertaken during the last year in an effort to increase the number of contracts awarded to HUBs.

The Director of Purchasing and one buyer participated in Government Procurement Connection in May, 1999. The Director of Purchasing attended the LBJ School of Public Affairs HUB Conference in August, 1999.

\$1,034,680 of reported non-treasury expenditures were coded 7393 as items for resale. However, these items were textbooks purchased by the University owned bookstore directly from the publisher. These textbook purchases are similar to object codes 7382 and 7303, neither of which are included in reported expenditures.

During this HUB reporting process 2 vendors were identified and contacted that have never been HUB certified. A third vendor with whom sub-contracting of \$16,724 was reported by the construction manager was contacted. This vendor has been contacted to determine why they have not renewed their HUB certification.


A HUB vendor to whom we paid \$37,542.50 during this reporting period was contacted regarding HUB status. This vendor indicated that they were told they had to be in business for two years before becoming certified. That two year period is up and the vendor is submitting their application this week. The remaining portion (\$72,707.50) of the contract with the vendor will be paid out during FY00.

During this HUB reporting process, a program was developed identifying vendors in order of largest to smallest expenditures. A mailing was sent to vendors with the largest expenditures to make them aware of the HUB certification process. As a result, 16 vendors expressed an interest in becoming HUB certified. Of these 16, 1 has become certified and 1 is pending compliance review. In addition, another local vendor was contacted, submitted the HUB application and is pending compliance review. Our expenditures with these two vendors during FY99 total \$11,432.67.

As a follow up the vendors who received a HUB application but did not become HUB certified will be contacted for an update regarding HUB certification. In addition, a mailing will be sent to vendors in Nacogdoches to make them aware of the HUB certification process.

Additional information collected along with the HUBs Submitting Bids and/or Proposals Report information shows that of 535 catalog, formal and informal bids and/or proposals SFA's Purchasing Department made 208 awards (38.8%) to HUBs

Stephen F. Austin State University is making a good faith effort to conduct business with HUB vendors. However, we find that unique equipment necessary for educational purposes is often a proprietary purchases, and the vendor is usually not a HUB. We have identified approximately \$1,193,566 of proprietary purchase expenditures for this semi-annual reporting period. However, Stephen F. Austin State University is continuing to pursue ways of increasing the number of contracts awarded to HUB vendors each year.



Diana Boubel
Director of Purchasing & Inventory



Director of Purchasing and Inventories

**Supplemental Summary for FY99 "Annual" HUB Report
Agency 757**

West Texas A&M University is committed to making a good faith effort to improve support of Historically Underutilized Businesses. We are adding to our efforts to increase HUB expenditures by our new bidders' network, but our geographic location is the biggest problem in meeting the State's established goals. WTAMU is a highly regionalized institution with only .66 percent of the total business in the top 26 counties of the Panhandle being minority or woman-owned businesses. Our primary purchases are in the categories of other services and commodity purchases.

We participated in the BOSS XI Conference; West Texas A&M University cosponsors the bi-monthly business lunch for minority and small business entrepreneurs; solicit by letter to identify and certify potential HUB vendors; post bids to the Panhandle regional Planning commission.

West Texas A&M University prepared a total of 88 bids during the period of September 1, 1998 thru August 31, 1999. The minority breakdown of the bids are as follows:

Ethnic/Gender	AS	AS	BL	BL	HI	HI	AI	AI	WO
	M	F	M	F	M	F	M	F	F
Total Bids Sent	73	46	10	11	23	21	36	2	322
Total Bids rec.	24	8	4	2	6	3	2	0	109
Total Bids Sent to HUB's					544				
Total bids rec. from HUB's					158				
Total bids awarded to HUB's					13				

Respectfully Submitted,

Ann Caraway
Director of Purchasing and Inventories



University
of Houston
Clear Lake

**SUPPLEMENTAL SUMMARY FOR THE FY 99 ANNUAL HUB REPORT
AGENCY #759**

The University of Houston-Clear Lake is committed to assist Historically Underutilized Businesses (HUB) in receiving awards for the purchase of supplies, materials, equipment and services.

As a supplement to the figures we are reporting the University of Houston-Clear Lake would like to add the following information.

In the process of payment to three vendors for FY 99, the wrong vendor identification numbers were incorrectly used. Since the wrong numbers were used these amounts were not included in the HUB figures reported to General Services Commission. We have since corrected the internal problem, however for the FY 99 figures these following amounts should have been added to our HUB figures:

Bevco	\$ 4,708.72
SCI Constructors	\$50,576.15
Texas Computer Hub	<u>\$ 8,031.00</u>
Total	\$63,315.87

The University of Houston-Clear Lake is committed to its efforts to do business with HUBs whenever possible.

Sincerely,

Debra A. Carpenter
Coordinator of Operations

Operations Division

2700 Bay Area Boulevard Houston, Texas 77058-1098 (281) 283-2150 FAX (281) 283-2156

Texas A&M University-Corpus Christi

Purchasing Department

6300 Ocean Drive, Corpus Christi, Texas 78412 512-994-2617

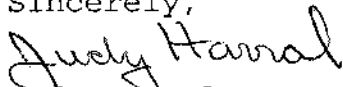
Supplemental Summary For The FY '99 "Annual HUB Report" Agency 760

Texas A&M University-Corpus Christi continues to be fully committed to our good faith effort to assist Historically Underutilized Businesses in supplying the University with supplies, equipment and goods while sustaining a fair, open and a competitive bidding and procurement process. During the past year, we have taken the following action to increase the opportunity to HUBs:

- * Pre-bid meetings on construction project to review with bidders good faith effort for seeking HUB subcontracting companies.
- * The total number of HUB's submitting bids/proposals for this annual report was 288. The categories were: 34/Asian Pacific, 56/Black, 71/Hispanic, 0/American Indian and 127/Women. Since March we have started tracking number of bids sent out with no response received on the bids which totaled to 325.
- * Advertisement in various ethnic new media publication and minority business centers.
- * Participation in the Corpus Christi Minority Business Opportunity Committee Networking Conferences.
- * Continuing to host and attend GSC Economic forums.
- * Speaker/presenter for a seminar through the Small Business Development Center on Bidding Basics for governmental agency.
- * Attended the San Antonio Business Opportunity Council (SABOC) Government Contracting Conference.
- * Attended the Third Historically Underutilized Business Conference sponsored by the Lyndon B Johnson School of Public Affairs in Austin.

Texas A&M University-Corpus Christi will continue its efforts to strengthen its HUB Program and work diligently to increase purchases and contracting with HUB vendors.

Sincerely,



Judy Harral
Purchasing Director





TEXAS A&M INTERNATIONAL UNIVERSITY

A Member of The Texas A&M University System

Purchasing Department

SUPPLEMENTAL SUMMARY FOR FY99 ANNUAL HUB REPORT FOR AGENCY 761

Texas A&M International University continues to be fully committed to its "Good Faith Effort" to increase the participation of Historically Underutilized Businesses (HUB's). A&M International will assure that qualified minority and women-owned businesses are included in our procurement and contracting process. To increase our opportunity with HUB vendors, A&M International requires HUB soliciting on all biddable procurement, regardless of type of funds used. In addition, a strong emphasis is placed on locating and using HUB vendors on any dollar value procurement.

Recent outreach efforts include the following:

- March 3, 1999 - participated in GSC Economic Opportunity Forum in Harlingen
- April 29, 1999 - Texas A&M International University hosted a Vendor Expo on "How to Do Business with State Agencies" with Laredo school districts (LISD and UISD), City of Laredo, and the County. The focus was on certification
- May 13, 1999 - participated in GSC Economic Opportunity Forum in McAllen
- August 15 - 16, 1999 - attended the GSC, LBJ School of Public Affairs Third Annual Historically Underutilized Business Conference
- A&M International will participate in BOSS XX 1999 Conference October 1 thru October 2
- A&M International will participate in La Feria 1999 October 21
- The university is a member of the HUB Cooperative Committee
- Distribute HUB certification packets to local vendors and at GSC EXPO's
- Purchasing staff attends annual GSC vendor EXPO and seminars

A&M International continues to maintain an aggressive In-Reach program to promote HUB awareness through contact with departments and staff. Departments are trained on the Centralized Masters Bidders List to search for HUB's. The buyer's meet with departments' one-on-one, to educate them on doing business with HUB's. The HUB Coordinator meets monthly with buyers to review monthly HUB reports. We continually explore ways to increase our level of HUB utilization through peer networking. In addition, we work closely with other State agencies to identify new HUB vendors and often exchange our HUB vendor contacts with our colleagues.

Texas A&M International University supports the State of Texas' HUB program and will continue to work aggressively to identify, educate and assist HUB vendors in a manner designed to encourage participation. We will continue to work on identifying non-certified HUB vendors currently used by A&M International. We will assure local vendors who qualify are aware of the program and work with them to obtain certification.

We believe our good faith efforts have been successful in building our HUB volume. A&M International has taken an active ownership in the program. We will continue to encourage and promote the opportunities the program makes possible.

Laura C. Rea, Director of
Purchasing & Support Services



TEXAS A&M UNIVERSITY-TEXARKANA

Office of Fiscal Affairs

P.O. Box 5518 • 2600 N. Robison Rd. • Texarkana, TX 75505-5518
(903) 838-6514 • FAX (903) 832-8890

Supplemental Summary for FY '99 Annual HUB Report Agency 764

Texas A&M University-Texarkana continues to remain strongly committed in its Good Faith Effort in soliciting Historically Underutilized Businesses when purchasing commodities, equipment and other goods. Local vendors who qualify are always encouraged to apply to the State's HUB program.

The Purchasing Manager attended the 3rd Annual Hub Conference in Austin in an effort to learn more about the State's HUB program. An increase was also shown in the total number of HUBs (130) submitting bids/proposals this fiscal year. The categories were: 29/Asian Pacific, 18/Black, 6/Hispanic, 0/American Indian and 77/Women.

Purchasing maintains a database that is distributed to departments to show the University's progress and to make account managers aware of their departmental HUB progress. Staff is continually being trained to successfully locate HUB vendors via the General Services Commission's website.

Texas A&M University-Texarkana will continue to work to increase the volume of purchases made with HUBs through use of the General Services Commission HUB system, attending HUB conferences and the continuous training of its employees.

Sincerely,

Cynthia E. Henderson

CYNTHIA E. HENDERSON

Purchasing Manager

(903) 223-3053

Cynthia.Henderson@tamut.edu



University of North Texas
Health Science Center at Fort Worth

Supplemental Summary for the FY99 Annual HUB Report for Agency Number 763

The University of North Texas Health Science Center at Fort Worth (UNTHSC-FW) is pleased to report the following accomplishments and other activities in our good faith effort to increase economic opportunities for Historically Underutilized Businesses (HUBs):

Distributed over 400 CMBL/HUB certification applications to non-certified vendors and provided assistance with the certification process.

Participated in American Indian, Asian, Black, and Hispanic Chamber of Commerce activities. Sponsored monthly Tarrant County Business breakfast; monthly Dallas Minority Business Development breakfast; and Tarrant County Minority Business Development Week. Regularly attended DFW Minority Business Development Corporate Coordinators meetings. Served on Tarrant County MED Week '98 Steering Committee and Dallas Minority Business Development Third Minority Youth Business Retreat Advisory Coordinating Committee.

HUB Coordinator served on American Indian Chamber Education Committee and was nominated for their Buyer of Year award. Participated in National Association of Purchasing Manager's Minority Business Development Group.

Attended General Services Commission's HUB Cooperative Committee meetings and served on HUB Application Committee. Attended Third HUB Conference "For Texas"; University of Texas HUB Vendor Fair; Texas Highway Department Regional HUB Liaison Meeting; Texas Department of Health Vendor Training Conference; and UNT Equity and Diversity Conference.

Participated in the following vendor forums: Dallas Regional Minority Enterprise Development Week '98; Fort Worth Multi-Ethnic Chamber's Feria '98; North Texas Women's Business Council's Educational Seminar; Greater Dallas Chamber's BusinessPlace '98 Procurement Pavilion; Tarrant County Minority Enterprise Development Week Celebration; Fort Worth Chamber's Buy Local Tradefest '98; DFW Minority Business Development Council Hard Hat '99; Multi-Ethnic Chamber's Focus Group; North Texas Women's Business Council Roundup; DFW Minority Business Development Council Access '99; Martin Frost Federal Procurement Conference; and Grand Prairie Chamber's Procurement Conference.

Regularly communicated information regarding HUB program and new HUB vendors who had been identified to the departmental HUB/purchasing coordinators. Made site visits to HUB businesses to assist them in learning about the State and institutional procurement process.

UNTHSC-FW will continue to strengthen the HUB Program by increasing opportunities for HUBs to provide supplies, equipment, and services to the health science center.

Steve R. Russell 9/14/99
Steve R. Russell Date
Vice President for Fiscal Affairs

Lane Nestman 9/14/99
Lane Nestman Date
Director of Purchasing



THE UNIVERSITY OF TEXAS
HEALTH CENTER
 AT TYLER

SUPPLEMENTAL SUMMARY FY 1999 ANNUAL HUB REPORT for Agency No. 785

The UTHCT FY99 Historically Underutilized Businesses (HUB) report demonstrates the institution's commitment to supporting the HUB in all areas of its procurement strategies. FY99 presented many unique opportunities and challenges toward achieving the recommended percentage of utilization. Our Y2K efforts required us to expend significantly more resources for hospital and financial software packages, implementation assistance for the software, and greater than normal expenditures for computer hardware. The Staff Coordinating Group worked closely with agency administration to provide as many opportunities as possible for HUB vendors to participate in the Y2K readiness efforts. Utilization of Central Master Bidders List and its HUB information helped our purchasing professional to find HUB partners whenever possible.

The following activities have helped to increase HUB percentages during fiscal 1999:

- Increased emphasis on HUB professional service contracts;
- Participation in community based business expositions, especially minority expos;
- Continuing to work with critical HUB vendors to keep certification current; and
- Cooperative efforts between University of Texas components to share information relating to HUB firms.

State medical agencies, teaching hospitals, and research facilities face tremendous competition in today's marketplace. In addition, efforts to prepare for the Y2K event imposed additional financial burdens upon all agencies. Examples of expenditures where we faced challenges finding HUB firms to compete:

Commodities

Blood Plasma Products	204,469
Telephone, Computer, Medical Equipment rental/lease	1,845,275
Pharmacy	4,636,215

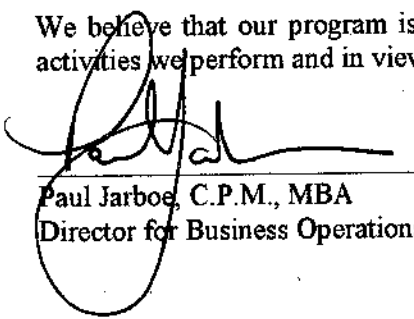
Group Purchase

Commodities (Grafts, Pacemakers, GPO, direct, ref labs)	\$3,519,859
Software/Implementation	1,550,163

Reportable Expenditures (see report)	\$25,449,360
HUB Expenditures	2,811,852
Overall HUB Percentage	11%

Reportable Expenditures	\$25,449,360
Less Total Non-Availability	<u>11,966,079</u>
Net Expenditure	\$13,483,281
Adjusted HUB percentage	47%

We believe that our program is highly supportive of the good faith effort requirement of the state of Texas given the activities we perform and in view of our distance from a major metropolitan area.



Paul Jarboe, C.P.M., MBA
 Director for Business Operations and HUB Coordinator

SECTION VIII - SUPPLEMENTAL REPORTS

(B) NUMBER OF HUBs PARTICIPATING IN STATE BOND ISSUANCES

**FISCAL YEAR '99 ANNUAL HUB REPORT
TOTAL NUMBER OF BUSINESSES PARTICIPATING IN STATE BOND ISSUANCES**

AGENCY NO.	AGENCY NAME	AS		BL		HI		AI		WO	TOTAL
		M	F	M	F	M	F	M	F	F	
305	Texas General Land Office	0	0	1	0	0	0	0	0	0	1
332	Texas Department of Housing and Community Affairs	0	0	0	0	1	0	0	0	0	1
347	Texas Public Finance Authority	0	0	3	1	3	0	0	0	1	8
352	Public School Facilities Funding Program										
480	Texas Department of Economic Development	0	0	0	0	0	0	0	0	0	0
551	Texas Department of Agriculture	0	0	0	0	0	0	0	0	0	0
580	Texas Water Development Board	0	0	4	0	2	0	0	0	0	6
601	Texas Department of Transportation *										
710	Texas A & M University System	0	0	0	0	1	0	0	0	0	1
717	Texas Southern University										
720	University of Texas System	0	0	2	0	2	0	0	0	1	5
731	Texas Woman's University										
733	Texas Tech University	0	0	0	0	3	0	0	0	0	3
735	Midwestern State University	0	0	3	0	0	0	0	0	1	4
752	University of North Texas	0	0	0	0	1	0	0	0	0	1
755	Stephen F. Austin State University	0	0	0	0	0	0	0	0	0	0
758	Texas State University System	0	0	1	0	1	0	0	0	0	2
763	University of North Texas Health Science Center at Forth Worth	0	0	0	0	1	0	0	0	0	1
781	Texas Higher Education Coordinating Board	0	0	1	0	1	0	0	0	0	2
783	University of Houston System										

Legend: AS=Asian Pacific; BL=Black; HI=Hispanic; AI=American Indian; WO=Woman; M=Male; F=Female

**FISCAL YEAR '99 ANNUAL HUB REPORT
TOTAL NUMBER OF BUSINESSES PARTICIPATING IN STATE BOND ISSUANCES**

AGENCY NO.	AGENCY NAME	AS		BL		HI		AI		WO	TOTAL
		M	F	M	F	M	F	M	F	F	
<u>15</u> Agencies Out of <u>20</u> Reported	TOTAL	0	0	15	1	16	0	0	0	3	35

Legend: AS=Asian Pacific; BL=Black; HI=Hispanic; AI=American Indian; WO=Woman; M=Male; F=Female

Reporting criteria for all state agencies and institution of higher education:

In accordance with Article IX of the 1998-99 General Appropriations Act, Section 124, subsection 6 it is the intent of the Legislature that all state agencies and institutions of higher education participating in state bond issuances are required to report to the General Services Commission (GSC) the number of historically underutilized businesses classified by ethnic group and gender status as defined in Texas Government Code, Title 10, Subtitle D, Chapter 2161.001(3).

The agencies listed above are based on the Bond Review Board's State Bond Issuer List which includes agencies who administer a State Bond Program (Source: <http://www.brb.state.tx.us/brbpages/finance/issuers.html>) (Revised 10/23/98).

* Senate Bill 370, 75th Legislature, calls for making the Texas Turnpike Authority a division of the Texas Department of Transportation. Effective 9/1/97.

SECTION VIII - SUPPLEMENTAL REPORTS

(C) NUMBER OF HUBs SUBMITTING BIDS AND/OR PROPOSALS

**FISCAL YEAR '99 ANNUAL HUB REPORT
TOTAL NUMBER OF HUB BIDS AND PROPOSALS RECEIVED**

AGENCY NO.	AGENCY NAME	AS		BL		HI		AI		WO	Total
		M	F	M	F	M	F	M	F	F	
204	Court Reporters Certification Board	1	0	1	0	1	0	0	0	5	8
212	Office of Court Administration	1	0	30	0	16	0	0	0	31	78
222	Second Court of Appeals	0	0	0	0	8	0	0	0	8	16
224	Fourth Court of Appeals	0	0	0	0	3	0	0	0	6	9
226	Sixth Court of Appeals	0	0	0	0	0	0	0	0	0	0
227	Seventh Court of Appeals	0	2	0	0	0	0	0	0	3	5
228	Eighth Court of Appeals	0	1	0	0	3	0	0	0	4	8
231	Eleventh Court of Appeals	1	1	2	0	2	0	0	0	3	9
232	Twelfth Court of Appeals	0	0	0	0	0	0	0	0	3	3
234	Fourteenth Court of Appeals	1	5	0	1	0	3	0	0	1	11
242	State Commission on Judicial Conduct	0	0	1	0	2	1	0	3	4	11
301	Office of the Governor	16	6	11	0	16	6	1	0	56	112
302	Office of the Attorney General	104	74	161	76	220	66	9	6	347	1,063
303	General Services Commission	70	43	205	312	192	50	36	2	1,069	1,979
304	Comptroller of Public Accounts	16	18	108	23	55	31	1	0	292	544
305	Texas General Land Office	66	64	187	88	145	31	7	1	478	1,067
306	Texas State Library & Archives Commission	9	2	21	2	30	1	32	7	165	269
312	State Securities Board	1	19	1	1	16	1	0	0	35	74
315	Texas Tomorrow Fund	0	1	5	1	1	1	0	0	4	13
320	Texas Workforce Commission	41	40	68	4	177	40	1	79	1,523	1,973
323	Teacher Retirement System of Texas	12	9	20	3	30	1	0	0	35	110
324	Texas Department of Human Services	461	437	1,754	1,409	1,054	380	3	312	3,883	9,693
325	Fire Fighters' Pension Commission	0	0	0	0	2	2	0	1	0	9
327	Employees Retirement System of Texas	32	21	28	23	20	52	14	0	159	349
330	Texas Rehabilitation Commission	21	12	73	18	78	23	2	0	323	550
332	Texas Department of Housing & Community Affairs	105	13	189	3	81	4	116	0	318	829
338	State Pension Review Board	0	0	0	0	0	0	0	0	0	0
340	Texas Department on Aging	0	16	3	0	4	0	3	0	39	65
344	Texas Commission on Human Rights	16	0	8	0	12	0	0	0	45	81
347	Texas Public Finance Authority	2	0	2	0	11	0	0	0	22	37
352	Texas Bond Review Board	0	0	0	0	0	0	0	0	0	0
354	Texas Aerospace Commission	0	0	1	0	0	0	0	0	4	5
355	Children's Trust Fund of Texas	0	1	4	6	7	3	2	0	12	35
356	Texas Ethics Commission	20	9	16	0	17	1	1	7	50	121
359	Office of Public Insurance Counsel	0	3	15	3	22	2	0	0	66	111
360	State Office of Administrative Hearings	18	19	39	11	39	25	1	2	203	357
401	Adjutant General's Department	18	0	26	0	54	6	1	0	167	272

Legend: AS=Asian Pacific; BL= Black; HI=Hispanic; AI=American Indian/Native American; WO=Woman; M=Male; F=Female

**FISCAL YEAR '99 ANNUAL HUB REPORT
TOTAL NUMBER OF HUB BIDS AND PROPOSALS RECEIVED**

AGENCY NO.	AGENCY NAME	AS		BL		HI		AI		WO	Total
		M	F	M	F	M	F	M	F	F	
405	Texas Department of Public Safety	133	39	118	5	254	14	8	4	745	1,320
406	Texas Military Facilities Commission	1	0	1	1	1	0	0	0	5	9
407	Texas Commission on Law Enforcement	0	0	0	0	1	1	0	0	4	6
451	Texas Department of Banking	2	6	14	0	22	0	3	1	72	120
453	Texas Workers' Compensation Commission	32	12	17	1	134	32	24	1	396	649
454	Texas Department of Insurance	42	6	204	27	107	46	1	0	130	563
455	Railroad Commission of Texas	6	12	105	4	91	13	29	0	370	630
457	Texas State Board of Public Accountancy	14	0	0	0	12	0	0	0	41	67
458	Texas Alcoholic Beverage Commission	13	0	69	28	92	9	7	0	175	393
464	Texas Board of Professional Land Surveying	0	0	1	0	3	0	0	0	7	11
466	Office of Consumer Credit Commissioner	0	0	1	0	4	0	0	0	7	12
467	Texas Commission on Private Security	0	1	12	1	2	2	0	0	36	54
469	Credit Union Department	2	0	1	0	6	0	0	0	11	20
472	Structural Pest Control Board	0	1	5	0	9	2	0	2	55	74
473	Public Utility Commission of Texas	12	3	77	11	8	1	0	0	99	211
475	Public Utility Counsel	1	1	2	2	3	3	0	0	8	20
476	Texas Racing Commission	0	2	8	10	14	0	0	0	31	65
477	Commission on State Emergency Communications	2	18	0	0	14	2	0	0	15	51
478	Research & Oversight Council on Workers' Compensation	0	3	0	0	5	2	2	0	3	15
479	State Office of Risk Management	1	0	2	1	2	1	0	0	4	11
480	Texas Department of Economic Development	6	20	15	3	27	1	0	2	55	126
501	Texas Department of Health	104	137	83	14	139	16	2	1	335	831
502	Texas State Board of Barber Examiners	0	1	0	5	8	0	0	0	12	26
503	Texas State Board of Medical Examiners	9	2	16	3	28	2	4	0	93	157
505	Texas Cosmetology Commission	1	0	2	0	4	2	0	0	60	69
506	UT M.D. Anderson Cancer Center	32	7	23	7	15	15	0	0	72	171
507	Board of Nurse Examiners	0	0	13	2	15	0	0	0	15	45
511	Board of Vocational Nurse Examiners	1	0	0	0	3	0	0	0	1	5
517	Texas Commission on Alcohol & Drug Abuse	15	14	8	5	0	0	0	0	48	90
520	Board of Examiners of Psychologists	0	0	0	2	2	0	0	0	7	11
527	Texas Cancer Council	2	0	3	1	16	4	0	0	37	63
529	Health & Human Services Commission	4	13	4	0	6	0	0	0	28	55
530	Texas Department of Protective & Regulatory Services	221	302	437	190	526	190	18	15	1,540	3439

Legend: AS=Asian Pacific; BL= Black; HI=Hispanic; AI=American Indian/Native American; WO=Woman; M=Male; F=Female

**FISCAL YEAR '99 ANNUAL HUB REPORT
TOTAL NUMBER OF HUB BIDS AND PROPOSALS RECEIVED**

AGENCY NO.	AGENCY NAME	AS		BL		HI		AI		WO	Total
		M	F	M	F	M	F	M	F	F	
532	Early Childhood Intervention	2	2	6	0	12	2	0	2	34	60
551	Texas Department of Agriculture	18	16	6	4	52	2	0	0	139	237
555	Texas Agricultural Extension Service	13	14	14	9	17	10	3	0	86	166
556	Texas Agricultural Experiment Station	39	24	22	2	54	24	2	0	187	354
557	Texas Veterinary Medical Diagnostic Laboratory	0	1	0	0	1	1	1	0	4	8
576	Texas Forest Service	5	2	24	3	7	2	1	0	49	93
577	Texas Wildlife Damage Management Service	0	3	0	0	0	0	0	0	1	4
578	Texas Board of Veterinary Medical Examiners	8	0	4	0	10	0	0	0	23	45
580	Texas Water Development Board	1	101	80	12	57	3	0	0	321	575
582	Texas Natural Resource Conservation Commission	27	33	143	9	83	61	7	0	684	1,047
592	State Soil & Water Conservation Board	0	3	0	9	5	0	0	0	18	37
655	Texas Dept of Mental Health & Mental Retardation	170	62	239	100	776	251	10	5	2,702	4,315
601	Texas Department of Transportation	664	215	922	290	2,284	646	232	71	6,671	11,995
694	Texas Youth Commission	62	41	164	99	330	99	0	0	590	1,385
696	Texas Department of Criminal Justice	1159	387	1296	341	2198	939	125	533	12,307	19,285
701	Texas Education Agency	27	18	35	8	41	6	0	0	84	219
710	Texas A&M University System	7	1	4	1	18	1	0	0	16	48
711	Texas A&M University	52	45	72	22	171	22	1	1	399	785
712	Texas Engineering Experiment Station	8	16	10	7	18	8	1	2	80	150
713	Tarleton State University	59	59	82	3	84	6	0	0	311	604
714	University of Texas at Arlington	65	85	262	23	91	45	61	0	510	1,142
715	Prairie View A&M	36	26	133	2	20	6	0	0	142	365
716	Texas Engineering Extension Service	8	3	17	3	21	2	1	0	44	99
718	Texas A&M University-Galveston	0	0	1	0	2	0	0	0	5	8
719	Texas State Technical College	369	123	85	86	220	25	16	0	863	1,787
720	University of Texas System	12	38	41	5	48	12	2	1	140	291
721	University of Texas at Austin	260	335	300	65	529	327	26	42	1,794	3,678
723	University of Texas Medical Branch at Galveston	1,055	904	1,290	498	1,602	613	41	890	9,737	16,630
724	University of Texas at El Paso	50	7	8	15	251	105	0	1	471	908
727	Texas Transportation Institute	2	0	4	0	5	0	0	0	8	19
732	Texas A&M University - Kingsville	7	0	15	0	30	0	0	0	67	119
733	Texas Tech University	43	132	60	5	147	49	19	2	555	1,012
734	Lamar University - Beaumont	105	78	44	21	89	6	2	0	402	747
735	Midwestern State University	12	3	18	15	15	22	3	5	81	174

Legend: AS=Asian Pacific; BL= Black; HI=Hispanic; AI=American Indian/Native American; WO=Woman; M=Male; F=Female

**FISCAL YEAR '99 ANNUAL HUB REPORT
TOTAL NUMBER OF HUB BIDS AND PROPOSALS RECEIVED**

AGENCY NO.	AGENCY NAME	AS		BL		HI		AI		WO	Total
		M	F	M	F	M	F	M	F	F	
736	University of Texas-Pan American	35	79	47	3	77	13	0	0	119	373
737	Angelo State University	18	50	25	8	145	14	10	2	667	936
738	University of Texas at Dallas	17	18	25	9	13	6	0	0	250	338
739	Texas Tech University Health Sciences Center	103	22	36	10	412	100	8	2	807	1,500
742	University of Texas of the Permian Basin	5	4	8	0	55	10	0	0	143	225
743	University of Texas - San Antonio	72	84	96	5	245	138	1	1	331	973
744	University of Texas Health Science Center-Houston	786	41	1,057	15	58	15	10	0	2,181	4,163
745	University of Texas Health Science Center - San Antonio	13	315	48	18	545	92	0	2	846	1,879
747	University of Texas at Brownsville	30	24	7	3	70	21	0	0	91	246
748	Baylor College of Dentistry	10	0	0	0	17	0	0	0	31	58
752	University of North Texas	258	80	78	8	123	36	8	2	701	1,294
753	Sam Houston State University	37	71	46	17	65	5	0	1	189	431
754	Southwest Texas State University	108	148	109	22	263	47	14	6	633	1,350
755	Stephen F. Austin State University	88	195	72	23	97	23	1	11	575	1,085
757	West Texas A&M University	24	8	4	2	6	3	2	0	109	158
758	Texas State University System	0	1	1	0	0	0	0	0	6	8
759	University of Houston-Clear Lake	91	170	123	6	51	4	4	0	308	757
760	Texas A & M University - Corpus Christi	24	10	26	30	66	5	0	0	127	288
761	Texas A&M International University	78	149	117	40	227	32	4	9	518	1,174
763	University of North Texas Health Science Center - Ft. Worth	2	5	41	18	56	30	3	3	227	385
764	Texas A&M University-Texarkana	29	0	17	1	6	0	0	0	77	130
765	University of Houston - Victoria	38	4	10	5	44	6	2	0	109	218
772	Texas School for the Deaf	1	8	32	5	9	2	5	1	123	186
781	Texas Higher Education Coordinating Board	18	23	8	1	43	2	2	0	130	227
784	University of Houston - Downtown	28	4	4	2	6	0	0	0	40	84
785	University of Texas Health Center - Tyler	9	1	11	4	3	10	1	1	17	37
788	Lamar State College - Port Arthur	6	7	1	0	1	2	0	0	25	42
809	State Preservation Board	0	0	2	0	4	2	0	0	19	27
132 Agencies Out of 217 Reported	TOTAL	6,672	4,818	8,068	2,157	12,822	4,151	655	1,611	50,600	90,671

Legend: AS=Asian Pacific; BL= Black; HI=Hispanic; AI=American Indian/Native American; WO=Woman; M=Male; F=Female

Reporting criteria for all state agencies and institution of higher education:

In accordance with Article IX of the Appropriations Act, 1998-1999, Section 124, subsection 6, all state agencies and institutions of higher education are required to report the number of historically underutilized businesses submitting bids and/or proposals for the acquisition, construction, equipping or operational implementation of state facilities or programs, classified by ethnic group and gender status as defined in subsection 3a in Section 124 of Article IX.

Reporting in this section includes the total of all quotes, offers, bids and proposals received (not HUB bids solicited or awarded), whether formal and informal, delegated, open market, term contract or QISV for all purchases of goods and services including facilities construction. See the HUB Reporting Procedures for instructions and the required reporting format.

Reporting in this section is applicable to all state agencies and institutions of higher education administering state programs.

ATTACHMENT 1

STATE DEPOSITORY LIBRARIES LISTING

FY '99 ANNUAL HUB REPORTS AVAILABLE AT TEXAS STATE DEPOSITORY LIBRARIES

FISCAL YEAR 1999 ANNUAL HUB REPORT

CITY	LIBRARY NAME	PHONE NUMBER
Abilene	Abilene Public Library	(915) 677-2474
Alpine	Sul Ross State University	(915) 837-8124
Amarillo	Amarillo Public Library	(806) 378-3054
Arlington	University of Texas at Arlington	(817) 273-3000
Austin	Legislative Reference Library	(512) 463-1252
	Texas State Library	(512) 463-5455
	University of Texas at Austin Center for American History	(512) 495-4515
	University of Texas at Austin Tarlton Law Library	(512) 471-7726
Beaumont	Beaumont Public Library	(409) 838-6606
	Lamar University	(409) 880-8118
Brownsville	University of Texas at Brownsville	(210) 544-8220
Canyon	West Texas A&M University	(806) 651-2205
College Station	Texas A & M University	(409) 845-8111
Commerce	Texas A & M University - Commerce	(903) 886-5716
Corpus Christi	Corpus Christi Public Library	(512) 880-7000
	Texas A & M University at Corpus Christi	(512) 994-2623
Dallas	Dallas Public Library	(214) 670-1400
	Southern Methodist University	(214) 768-2331
Denton	Texas Woman's University	(940) 898-2665
	University of North Texas	(940) 565-2870
El Paso	El Paso Public Library	(915) 543-5413
	University of Texas at El Paso	(915) 747-5683
Fort Worth	Fort Worth Public Library	(817) 871-7706
	Texas Christian University	(817) 921-7669

CITY	LIBRARY NAME	PHONE NUMBER
Houston	Houston Public Library	(713) 247-2700
	Rice University	(713) 527-4022
	Texas Southern University	(713) 527-7147
	University of Houston	(713) 743-9800
	University of Houston at Clear Lake	(713) 283-3930
Huntsville	Sam Houston State University	(409) 294-1613
Kingsville	Texas A & M University at Kingsville	(512) 595-3416
Laredo	Texas A & M International University	(210) 326-2400
Lubbock	Texas Tech University	(806) 742-2261
Nacogdoches	Stephen F. Austin State University	(409) 468-4101
Odessa	Ector County Library	(915) 332-6502
	University of Texas of the Permian Basin	(915) 552-2371
Prairie View	Prairie View A & M University	(409) 857-2012
Richardson	University of Texas at Dallas	(214) 883-2950
San Angelo	Angelo State University	(915) 942-2222
San Antonio	Saint Mary's University	(210) 436-3441
	San Antonio Central Library	(210) 207-2500
	Trinity University	(210) 736-8121
	University of Texas at San Antonio	(210) 691-4570
San Marcos	Southwest Texas State University	(512) 245-2133
Stephenville	Tarleton State University	(817) 968-9246
Tyler	University of Texas at Tyler	(903) 566-7340
Victoria	University of Houston at Victoria	(512) 572-6421
Waco	Baylor University	(254) 710-1268
Wichita Falls	Midwestern State University	(817) 689-4165
OUT OF STATE	Library of Congress State Documents Section Exchange and Gift Division Washington, DC 20540	(202) 707-5243

Source: http://www.tsl.state.tx.us/lrsd/statepubs/depository_libraries.html

ATTACHMENT 2

HUB REPORTING PROCEDURES

TABLE OF CONTENTS
HUB Reporting Procedures

General Information	1
Reporting Format for The Semi-Annual and Annual HUB Reports	1
State of Texas Unadjusted HUB Goals	4
Multiple PIN/VID Numbers	4
HUB Application Processing Timelines	5
HUB Certification and Compliance Procedures	5
HUB Certification Application (Dated 12/96)	7
Expenditure (Object) Codes Included in HUB Report	8
Reporting of Supplemental Summary Letter	10
Sample Supplemental Summary Letter	11
Reporting Supplemental Reports	12
HUBs Participating in State Bond Issuances	12
HUBs Submitting Bids/Proposals	12
Supplemental Timelines	12
Supplemental Reports Form	13
Format for Electronic Submission of Payment Data	14
Reporting of Treasury Funds	16
Reporting of Non-Treasury Funds	17
Reporting of Term Contracts	18
Reporting of Subcontractor Funds	18
Avoiding HUB Subcontract Discrepancies	20
Example Scenarios for Submitting HUB Subcontracting Data	20
Department of Information Resources (DIR) Purchases	21
Texas Public Finance Authority (TPFA)	21
Reporting of Procurement Card HUB Purchases	22
Reporting of Group Purchases Program	23
HUB Strategic Plan Progress Reports	24
HUB Report Order Form	26
Contact List	27

Attachments (A - C)

HISTORICALLY UNDERUTILIZED BUSINESS (HUB) REPORTING PROCEDURES

GENERAL INFORMATION

According to the Texas Government Code, Title 10, Subtitle D, Section 2161, the General Services Commission (GSC) is responsible for managing the State's Historically Underutilized Business (HUB) Program for ethnic minority and women-owned businesses. GSC, along with the Comptroller of Public Accounts, is required to prepare a 6-month (Semi-Annual) and a 12-month (Annual) statewide-consolidated HUB Report of total expenditures. The report identifies the purchases in six (6) procurement categories described as Heavy Construction, Building Construction, Special Trade, Professional Services, Other Services and Commodities. The report also identifies total dollar amount of contracts awarded the total dollar amount of contracts awarded to Non-HUBs, and the total dollar amount of contracts awarded to GSC certified HUBs by each state agency and institutions of higher education. This report must be submitted to the Governor, the presiding officer of each House of the Legislature, the members of the Legislature, and the Joint Committee on HUBs.

REPORTING FORMAT FOR THE SEMI-ANNUAL AND ANNUAL HUB REPORTS

The HUB Report is printed on 8 1/2" x 11" paper. The format for the HUB Report reflects six (6) procurement categories and six (6) unadjusted HUB goals which are further broken down into "Adjusted HUB goals" and "Other HUB goals". The report shows one agency per individual page. The Comptroller assigned object (expenditure) codes approved/included to be used in compiling the HUB Report are on Attachment A. The Semi-Annual and Annual HUB Reports are now available for a fee through an ordering process. The statewide HUB report is also available on the Internet via the following web address: <http://www.gsc.state.tx.us/proc.info.html>

Legislation mandates that the HUB Report contains total expenditure data for all funds: treasury, non-treasury (local funds) and subcontract data. Each agency and institution of higher education is held accountable for the data reported by their respective agency or institution. **Treasury** data will be reported to the GSC by the Comptroller's Office for each agency and institution of higher education. **Non-treasury** data, **subcontract** data, and **procurement card HUB purchases** must be reported to the GSC by each agency and institution of higher education. GSC will only receive the expenditure data through an electronic transfer of data or on a diskette. The GSC's established reporting format is outlined in these procedures. The expenditure data received will be merged to compile the HUB Report.

The following object codes will be excluded: Object codes for benefits, claims and judgments, interfund transfer, interagency payments, investments, other expenses (7071-7806), payment of interest, payment of principal, public assistance payments, rental and leases, utilities, salaries, wages, travel, grants, scholarships, real estate purchases, right-of-way, "NONE", "BOND", object codes 7303, 7382, and 7421. See Attachment A for a list of Comptroller assigned object codes identified in the Texas Disparity Study conducted by the National Economic Research Associates, Inc. (NERA) and administered by the Comptroller's Office will be used in compiling the HUB Report. Interagency payments made to other state agencies and institutions of higher education are excluded if the agency's Comptroller assigned identification number, not the agency's federal identification number, is used for payment. The agency's Comptroller assigned identification number is in the following format: prefix digit (one digit), base number (nine digits), check digit (one digit), and mail code (three digits). The 9-digit base number for all state agencies and institution of higher education is the 3-digit agency code repeated three times. For example, GSC's Comptroller assigned PIN is 3-303303303-7. The last digit is a check digit (mode ten calculation assigned by the computer). Please call the Comptroller's Payee Section at (512) 463-3660 for check digit information. In addition, payments to Texas Industries for the Blind and Handicapped (TIBH) using vendor identification number 1-741976051-1 are also excluded.

The **treasury, non-treasury, subcontract, and term contract** data received for the 12 month reporting period (September 1, 1998 - August 31, 1999) for the 1999 Fiscal Year (FY '99) Annual HUB Report will be consolidated and programmed by GSC. The system will electronically cross reference the State's certified HUB Directory to search for the first 11 digits of the Payee or Vendor Identification Number (PIN/VID). All PIN/VID number matches will be used to record each agency's and institution's total dollar amount of contract awards to certified HUBs. The FY '99 Annual HUB Report will show the total expenditures with all vendors, the total spent with Non-HUBs, and the total spent with certified HUBs for each state agency, institution of higher education, and the State as a whole. For compiling the HUB

Report, minority women certified as HUBs will be counted as an ethnic minority. The "Woman" category will include all women other than Black, Hispanic, Asian Pacific, or Native American women. The GSC HUB Certification Directory does track businesses by ethnicity and gender. In GSC's Purchasing Rule 113.11 relating to delegated purchases, "a woman-owned business" means a woman of any ethnicity. Please refer to GSC Procurement Manual, Bid Solicitations Section 2.22 and Historically Underutilized Business (HUB) Program Section 2.28.

Data for the consolidated total expenditures, (treasury, non-treasury, subcontracting, delegated, open market, term contracts, emergency, proprietary, catalogue, exempt, etc.) must be reported to the GSC according to these reporting procedures and legislative mandated timelines. The summary of these payments will form the total expenditure for each agency from which the percentage of the HUB purchases is derived. If the due date for HUB Report data is on a weekend (i.e., Saturday or Sunday), all data will be due on the weekday (Friday) prior to the weekend.

Statewide Reporting Period	6 Month Report (Semi-Annual)	12 Month Report (Annual)
Submit data paid during this range	9/1/(Current FY) - 2/28 or 29/(Current FY)	9/1/(Current FY) - 8/31/(Current FY)
HUB Report data submittal timeline	3/15/(Current FY)	9/15/(Current FY)
HUB Report available after	4/15/(Current FY)	10/15/(Current FY)

Data Included in HUB Report:

- ◆ **Expenditure Codes** - Only records with allowed object codes are processed (see Attachment A of these procedures for a list of Procurement Categories to be used for compiling the HUB Report, which identifies the included object codes). There is one exception, if the object code is 7391, then it may only be used by agency 303 (GSC).
- ◆ **Treasury** - The total expenditure data reported is based on funds maintained in the State Treasury and paid through and reported by the Comptroller's Office to GSC for each state agency or institution of higher education.
- ◆ **Non-Treasury** - The total expenditure data reported is based on funds paid, compiled and reported to GSC by the contracting state agency or institution of higher education which are not maintained in the State Treasury (i.e. local funds).
- ◆ **Sub-Contractor** - The data reported is based on payments made by a Non-HUB Prime Contractor, vendor or supplier under contract with a state agency or institution of higher education to a HUB Subcontractor certified by GSC. The contracting state agency or institution of higher education must report this subcontracting data to GSC. If the Prime Contractor is a HUB, then the agency should NOT report the HUB subcontracting although it is tracked. If the Prime Contractor is a HUB, then the agency is already receiving 100% HUB credit for the payments made to the HUB Prime Contractor. In this scenario, if the agency also reported the HUB Subcontracting by the HUB Prime Contractor then the agency would be getting double HUB credit.

The object code reported for a HUB Subcontractor payment should be based on the object code used to pay the Non-HUB Prime Contractor. Therefore, when an agency or institution is reporting HUB Subcontractor data, the agency must report the HUB Subcontractor payment using the same object code used to pay the Non-HUB Prime Contractor. The Non-HUB Prime Contractor pays the HUB Subcontractor from the payments received from the agency or institution. GSC uses the total paid within an object code to identify the Non-HUB Prime dollars spent and derive a percentage for HUB Subcontracting. As a rule, the total paid to the HUB Subcontractor should not exceed the total paid to the Non-HUB Prime Contractor. If the object code total for the HUB Subcontractor amount reported is greater than the grand total for the same object code, the HUB subcontracting records will be identified as inaccurate and will be rejected.

- ◆ **DIR Data** - Reported by the Comptroller's Office on behalf of the Department of Information Resources (DIR) for each agency or institution who purchases through DIR's Cooperative Contracts Program. An agency or institution of higher education reporting non-treasury funds should not report DIR purchases. Comptroller will report these purchases for each agency or institution. If non-treasury funds are used to pay DIR, once DIR receives the funds and they are deposited in the State Treasury, the payments to the vendors are now made by DIR with treasury funds. DIR staff enters in USAS the purchasing agency's or institution's number in the "comp/agy obj" field. The Comptroller's Office pulls the purchasing agency's or institution's number from the field and replaces DIR's agency number 313 for all purchases made through DIR's Cooperative Contracts Program. This will include the reporting of the agency's or institution's non-treasury purchases as well as the treasury data as a DIR purchase.

- ◆ **TPFA Data** - Reported by the Comptroller's Office on behalf of the Texas Public Finance Authority (TPFA) for each agency or institution of higher education who finances large purchases through TPFA. TPFA staff enters in USAS the purchasing agency's or institution's 3-digit number participating in the master lease purchasing program in the "comp/agy obj" field. The Comptroller's Office pulls the purchasing agency's number from the "comp/agy obj" field and replaces TPFA's agency number 347 for all master lease purchases made out of Fund 735 Appropriation 05755 by the Texas Public Finance Authority. The Comptroller's then reports it to GSC with the treasury data.
- ◆ **Interagency Payments** - Interagency Payments are excluded if the agency's or institution's Comptroller assigned identification number, NOT the federal identification number, is used for payment. The 9-digit base number for all state agencies/institutions is the agency's 3-digit agency code repeated three times. For example, GSC's Comptroller assigned PIN is 3-303303303-7. The last digit is a check digit (mod ten calculation assigned by the computer). Please call the Comptroller's Payee Section at (512) 463-3660 for check digit information. Payments to Texas Industries for the Blind and Handicapped (TIBH), vendor identification number 1-741976051-1 are excluded provided that the VID listed here is used for the payment.
- ◆ **Term Contract** - If the payment is identified as a Term Contract, it is excluded from each agency's/institution's total expenditure base and shown as a separate line item. In accordance with legislation, Term Contracts will be subtracted from each agency's/institution's base total and will be shown under GSC's Central Procurement Services. Purchase Category Codes (PCC) identifies Term Contracts. The Vendor Identification (VID) is also verified as a term contract vendor against GSC purchase order history file. Listed below are the PCCs used to identify a term contract:

A - Purchase of items from GSC term contracts using the GSC automated purchasing system (Automated purchase orders). See GSC Rule 1TAC 113.10 - GSC Term Contract Purchase.

B - Purchase of a pre-scheduled bid opening date, allowing the GSC to confirm orders for goods (e.g., calendars, groceries, fertilizer, etc.). See GSC Rule 1TAC 113.10 GSC Term Contract Purchase.

C - Purchases from GSC Non-Automated Term Contracts using hard copy requisition/purchase order forms rather than the automated purchasing system (Re: PCC "A"), (e.g., custom blank forms, custom printing on envelopes, paper, etc.). See GSC Rule 1TAC 113.10 GSC Term Contract Purchase.

J - Purchases of books and other library materials on contracts (Term Contract - Commodity Class 715). See GSC Rule 1TAC 113.10 - GSC Contract Purchase.

Note 1: To report non-treasury term contracts use "A", "B", "C", or "J" as the "1 character" type of record. Non-treasury dollars are still coded "N" and non-treasury and treasury subcontracting dollars are still coded "S". Please refer to pages 17-18 of these procedures for information regarding the format for submitting non-treasury and/or subcontracting data.

Note 2: The procurement card is a payment method and its use is not to circumvent any statutory or regulatory purchasing requirements. For example, the use of CMBL for obtaining three bids with a minimum of two bids from HUBs and QISV purchasing procedures. Procurement card purchases using treasury funds are identified using PCC "H" (not PCC "A") and procurement card purchases using non-treasury funds are identified through payment identifier "N", and the Bank of America's (BOA) VID number. If the payment identifier or BOA's VID number is identified as a procurement card purchase, it will remain in each agency's and universities' total expenditure base.

STATE OF TEXAS UNADJUSTED HUB GOALS

Effective in FY '96, the State of Texas no longer has one HUB goal. There are six procurement categories and each procurement category has an unadjusted (overall) goal which is further divided into two sub goals (adjusted HUB goal and other HUB goal), see table below. The six procurement categories and HUB goals are based on the results of the Texas Disparity Study, which was administered by the Comptroller's Office and conducted by National Economic Research Associates, Inc. (NERA) in December 1994. The Texas Disparity Study HUB goals were determined based on availability and utilization of HUBs. Texas law mandated GSC to promulgate rules to implement the results of the study. These goals were adopted by GSC and became effective in October 1995. The current six procurement categories for the State of Texas are Heavy Construction, Building Construction, Special Trade, Professional Services, Other Services, and Commodity Contracts. Each unadjusted HUB goal for each Procurement Category is further divided into two sub goals: Adjusted HUB and Other HUB goals as follows:

<u>Procurement Category</u>	<u>Unadjusted HUB Goal</u>	<u>Adjusted HUB Goal</u>	<u>Other HUB Goal</u>
Heavy Construction:	11.9%	6.6% (BL, HI, AS, NA)	5.3% (WO)
Building Construction:	26.1%	25.1% (BL, HI, WO)	1.0% (AS, NA)
Special Trade:	57.2%	47.0% (BL, HI)	10.2% (AS, NA, WO)
Professional Services:	20.0%	18.1% (BL, HI, WO)	1.9% (AS, NA)
Other Services:	33.0%	33.0% (BL, HI, AS, NA, WO)	N/A
Commodity Purchasing:	12.6%	11.5% (BL, HI, WO)	1.1% (AS, NA)

HUB Groups are identified as follows:

NA = Native American

AS = Asian Pacific American;

BL = Black American;

HI = Hispanic American;

WO = Woman (all women excluding AI, AS, BL, and HI women).

For more details on HUB Goals (adjusted & unadjusted), please refer to the Texas Disparity Study. GSC HUB Rules and the GSC Chairman's letter dated September 13, 1995, regarding "Implementation of New HUB Rules, 1TAC 111.11-111.24".

MULTIPLE PIN/VID NUMBERS

To ensure that state agencies and institutions of higher education receive HUB credit for awards made to GSC Certified HUBs, use the HUB Vendor Identification (VID) number when making the payment to the HUB. The HUBs 11-digit VID number issued on the Purchase Order must match the 11-digit VID number used by the agency's accounting office to make payment to the HUB. State agencies and universities will only receive HUB credit for payments made to HUBs, which are actively certified by GSC during the reporting period. This is determined by matching the 11-digit VID number used for certification with the 11-digit VID number used for issuing the purchase order with the 11-digit VID number used for making the payment.

The GSC HUB Certification and Compliance Program uses the 11-digit VID number as the certification number. This 11-digit VID number is printed on the HUB certificate. State agencies and universities may search for HUBs by using the vendor's name, VID number or two digits HUB Category. Please see the GSC electronic HUB Directory located at the following Internet address:

<http://www.gsc.state.tx.us/cmb1/hubonly.html>. The two digits HUB categories are:

- 01 - Heavy Construction other than Building Contracts
- 02 - Building Construction, including General Contractors and Operative Builders
- 03 - Special Trade Construction
- 04 - Financial and Accounting Services
- 05 - Architectural/Engineering and Surveying Services
- 06 - Other Services including Legal Services
- 07 - Commodities Wholesale
- 08 - Commodities Manufacturers
- 09 - Medical

This is in addition to the commodity code class and item search available on the Centralized Master Bidders List (CMBL). Located at the following Internet address:
<http://www.gsc.state.tx.us/cmb/cmbhub.html>

The GSC Certification Team accesses the Comptroller's Texas Payee Identification System (TPIS) to verify the payment history under the VID number submitted by the vendor on the application. GSC follows the same guidelines for VID numbers set by the Comptroller's Office based on the type of ownership. If the 9-digit base number is a federal VID Employer Identification Number (EIN), then the prefix digit is a one (1). If the nine digit base number is a **Social Security Number (SSN)**, then the prefix digit is two. In addition, if the 9-digit base number is a **Comptroller assigned temporary number**, then the prefix digit is a three. Sole proprietorships are identified under an assigned federal EIN number or a social security number. If your agency determines that there is a VID number discrepancy in GSC's certification records, the Comptroller's records, and/or your agency's payment records for the same vendor, your agency should notify the vendor and GSC Certification Team at (512) 463-5872 or 1-888-863-5881. By notifying GSC's Certification Team, research will be conducted and the GSC's vendor record will be updated accordingly. GSC will list the most current number as the active number. Notification to the requesting agency regarding the correct VID number for the certified HUB will be rendered by GSC's Certification Team. Once the research is complete, the Comptroller's Office and your agency's Accounting Office must also update the vendor's record by inactivating or deleting multiple or old PIN/VID numbers.

HUB APPLICATION PROCESSING TIMELINES

GSC is committed to processing all thoroughly completed HUB applications received within 30 days. To be certified as a HUB, the business must be at least 51% owned by a person who is a Black American, Hispanic American, Asian Pacific American (including Asian Indian), Native American or an American Woman. These individuals must also demonstrate active participation and control in the management of the business' affairs. Due to the high volume of applications traditionally received in the last month of the reporting periods (February and August), GSC must implement a cut off date in order to guarantee the processing. All thoroughly completed applications received within the timelines outlined below will be processed and included in compiling the HUB Report.

Fiscal Year Report Timelines

9/1/ (Current FY) - 2/29/ (Current FY)
9/1/ (Current FY) - 8/31/ (Current FY)

Agency Submittal

2/15/ (Current FY)
8/15/ (Current FY)

GSC Application Processing

3/15/ (Current FY)
9/15/ (Current FY)

HUB CERTIFICATION AND COMPLIANCE PROCEDURES

The objective of the HUB Certification and Compliance Program is to ensure all eligible HUBs who apply for HUB certification are certified, and those businesses are audited to maintain the integrity of the certification program. All applications received for certification or recertification are entered into GSC's Certification Application Tracking Database (Lotus Notes), and are visually checked for completeness, original signatures, and the submission of all required documents. The Certification Application Tracking Database assists GSC in determining the status of any application from the initial date of receipt to the date processed. The Certification Team makes determinations whether the application should be processed for certification or returned to the applicant to clarify any discrepancies. All applications received that are not thoroughly completed will be returned to the business and entered in the Certification Application Tracking Database under "REJECTED" status. The application will also be returned to the business. All applications that are resubmitted to GSC for certification will be re-evaluated within 20 working days.

The Commission reserves the right to conduct a compliance review of any applicant at any time before the initial certification or renewal of certification based upon the following criteria:

- **Internal Reporting** - Referrals from the HUB Certification Team.
- **External Reporting** - Complaints received in writing by the HUB Compliance Team from other state agencies, external customers or other political subdivisions.
- **Random Selection** - The Compliance Team may select, at random, any certified HUB that has completed an application for certification with the State through the GSC. This is an automated selection/function by city, county, or zip code.

Compliance review referrals result from the inability to determine HUB eligibility during the certification process. All thoroughly completed applications received that have a discrepancy between business structure, HUB ownership, and/or active participation will be entered in the electronic HUB Directory with a **"REJECTED"** status and forwarded to the Compliance Team to conduct a compliance review. All applications entered into the electronic HUB Directory with a **"REJECTED"** status are not approved and will not be included or counted on the HUB Report. **The rejected status will be changed to "ACTIVE" only if the compliance review determines that the business is eligible.**

After the compliance review has been completed and a determination is made by the Compliance Team, all applicants/businesses are given the opportunity to appeal the Commission's determination of ineligibility (denial/revocation) within 30 days. Applicants that do not appeal in the allotted time will become inactive and identified with status code "X" (AUDIT REMOVAL) in the HUB database. Questions regarding the reasons for audit removal should be directed to the HUB Compliance Team at (512) 463-3419.

The HUB Reporting program identifies HUBs as follows:

- ◆ **HUB CREDIT** - If a payment made to an 11-digit VID is identified as a GSC certified HUB, it is added to the total expenditure column and either the "Adjusted" HUB column or the "Other" HUB column.
 - ❑ All records with approved code 'A', regardless of expiration dates
 - ❑ All records with the status code of "D, G, I, M, O, V, X" and the **date off is within the fiscal year** reporting period (i.e. 9/1 - 8/31 of the current fiscal year), then the agencies receive HUB credit
- ◆ **NO HUB CREDIT** - If a payment made to an 11-digit VID cannot be identified as a HUB, then the amount is added to the total expenditure column and the Non-HUB column.
 - ❑ All records with status code 'R' or 'N'
 - ❑ All records with the status code of "D, G, I, M, O, V, X" and the **date off is outside reporting period** (i.e. 9/1 - 8/31 of the previous fiscal year) then the agencies receive NO HUB credit

If a HUB vendor is certified at anytime during a reporting period, (i.e. 9/1 - 8/31), an agency will receive HUB credit for the entire fiscal year (retroactive). In addition, if a vendor is decertified at any time during the reporting period (i.e., beginning, middle or end of the fiscal year), your agency will still receive HUB credit for the entire fiscal year.

There are eleven Status Codes in the GSC HUB Directory. These status codes are identified below:

A - Active	I - INACTIVE TxDOT	R - Rejection
D - Decertified TxDOT	M - Mail Returned	V - Vendor Requested Removal
G - Graduated	N - Not HUB	X - Audit Removal
O - Old VID	P- Pending a Review	

HUB CERTIFICATION APPLICATION (DATED 12/96)

GSC implemented a new HUB application to prepare for the new Centralized Master Bidders' List requirements mandated by legislation. In conjunction with the new requirements, GSC moved from a "self certification program" to a "mid-level certification program." Under GSC's mid-level certification program, businesses are required to submit relevant documentation with their application for HUB certification. Applications, which are dated before December 1996, will be rejected and returned to the vendor. Below are the required documents to be included with the HUB certification application:

Required Documentation: Texas Government Code, Chapter 2161, authorizes the Commission to establish HUB Rules and procedures for the implementation of the HUB Certification and Compliance Programs. In accordance with GSC's adopted HUB Rules, Section 111.17 (b), "If requested by the Commission, the applicant must provide any and all materials and information necessary to demonstrate active participation in the control, operation, and management of the historically underutilized business." A legible copy of each document indicated by an "X" under the column that identifies the business structure checked above must accompany Section II of the application (i.e., a Sole Proprietorship must submit the documents indicated in column "S").

In accordance with House Bill 625, 75th Legislative Session, codified at Section 552.127 (a), Texas Government Code, all information and documentation submitted in conjunction with a HUB certification and compliance review is exempt from public disclosure.

Note: Each entity within a Joint Venture that is not certified as a HUB must submit an application and the required documentation for its business structure, as well as the required documentation for the Joint Venture.

	S	P	C	J
1. Ethnicity/Gender: All eligible owners who are members of the qualifying groups identified in Item 2 must provide the following: A) Birth certificate or other document (i.e., educational transcript, a copy of the Immigration and Naturalization Service Form 1-179 or Certificate of Naturalization) that validates ethnicity, gender and US citizenship (Native American applicants must only provide a copy of their tribal certificate). B) Official identification with photograph (i.e., driver's license, state ID).	X	X	X	X
2. Signed copy of the most current federal income tax return with all schedules filed with the Internal Revenue Services (IRS) for the business. Sole Proprietorships must submit a copy of their original Schedule C (Form 1040); Partnerships must submit form 1065 and all Schedules; Corporations must submit form 1120, 1120A or 1120S and all Schedules. If this business has not filed a federal income tax return with the IRS, check this box .	X	X	X	X
3. Commodity Wholesaler or Manufacturer: Submit copies of employer's quarterly reports (i.e., TEC Forms C-3 and C-4 or electronically processed reports) filed for each quarter of the year. These reports should coincide with the tax filing period of the tax return being submitted with this application.	X	X	X	X
4. Verification of Business Structure: Sole Proprietorships and Partnerships must submit a copy of their Assumed Name Certificate/Certificate of Unincorporated Business verifying County registration; Corporations must submit copies of their Articles of Incorporation and Certificate of Incorporation verifying Secretary of State registration.	X	X	X	X
5. Copy of Partnership Agreement (including buy-out rights agreement, profit-sharing agreement, and proof of capital invested).		X		X
6. Verification of Ownership: Copy of all stock certificates currently issued to all owners (NOT A SPECIMEN COPY) and a copy of the corporation's Stock Transfer Ledger.			X	X
7. Businesses headquartered outside the State of Texas must provide proof of certification by a governmental entity operating under 49 CFR or a state approved on-site certification review. If this business is not headquartered outside the State of Texas, check this box .	X	X	X	X

S = Sole Proprietorship/Self Employed; P = Partnership; C = Corporation; J = Joint Venture

Sole Proprietorship / Self Employed:

Business structure is solely owned by one individual identified within the eligible HUB groups, regardless of the employment of additional staff. (Note: Corporations owned by one individual, will be marked as a "Corporation".)

Partnership:

At least 51 percent of the assets or interest are owned by two or more persons who are identified within the eligible HUB groups. Individuals must have proportionate interest and demonstrate active participation in the partnership's affairs.

Corporation:

At least 51 percent of all classes of stock or equitable securities are owned by one or more persons within the eligible HUB groups.

Joint Venture:

Each entity involved in the joint venture must meet HUB eligibility requirements and will submit separate documents to identify its legal structure (i.e., if a joint venture is made up of two sole proprietorships, each sole proprietorship will submit separate documents to identify themselves as such).

Other Legal Recognized Business Entities:

Under the Laws of the State of Texas, businesses created for the purpose of making a profit in which 51 percent of the assets and interest or class of stock and equitable securities are owned by one or more persons within the eligible HUB groups. For example: (i.e. Limited Liability Companies/Corporations, Limited Liability Partnerships).

EXPENDITURE (OBJECT) CODES INCLUDED IN HUB REPORT (SEE ATTACHMENT A)

The object codes included in the HUB Report were reviewed and developed by a subcommittee of the HUB Cooperative Committee, which evaluated all existing Comptroller object codes. The subcommittee reviewed each object code definition and made a determination whether to include or exclude the object code. The selection criteria allows and includes all object codes that pertain to the purchase of goods, services, public works contracts and excludes all object codes that pertain to benefits, claims and judgments, interfund transfer, interagency payments, investments, other expenses (7071-7086), payment of interest, payment of principal, public assistance payments, rental and leases, utilities, salaries, wages, travel, grants, scholarships, real estate purchases, right-of-way, "NONE", "BOND", object codes 7303, 7382, and 7421. Total expenditures are awarded contracts with allowable object codes, which are actually paid, from treasury and non-treasury funds. This includes delegated, open market, term contracts, proprietary, emergency purchases, and exempt purchases.

In December, 1994, the National Economic Research Associates, Inc. (NERA) conducted the Texas Disparity Study and presented a report to the Texas Legislature as mandated by H.B. 2626, 73rd Legislature. Within this report, NERA used a list of object codes and corresponding procurement categories to conduct the study, which identified results of State agencies' expenditures and utilization with HUBs. The GSC includes only the object codes used in the Texas Disparity Study as part of the HUB Report and excludes those codes and categories which were not included.

GSC requires that each state agency and institution of higher education obtain joint agreement and approval from the GSC (HUB Reporting Section and the Comptroller's Office, Claims Division) when requesting changes to the approved/included list of object codes. The requesting agency or institution of higher education should make the object code change request to the GSC HUB Reporting Section and copy the Comptroller's Office, Claims Section. If requesting a new object code then the request should be made to the Comptroller's Office, Claims Section and copy the GSC HUB Reporting Section.

GSC and the Comptroller's Office will then make the determination about whether the change to the object code or the new object code should be included or excluded in the HUB Report. It is the intent of the GSC to include only those object codes that have been identified within the 1994 State of Texas Disparity Study. Likewise, it was never the intent of the statute (H.B. 2626) to exclude any contract opportunities, which may be categorized under an excluded object code. GSC and the Comptroller's Office developed an automated HUB Report using the existing resources available through the current system. The system is consistent and measures all agencies equally. For the purpose of the HUB Report, an object code is either entirely included or entirely excluded. Therefore, if a contract is awarded under an excluded object code, then subcontracting credit cannot be received because the contract dollars are not part of the agency's or institution's total expenditures. GSC encourages agencies to seek creative options to report good faith efforts and contract opportunities from the excluded object codes. It may require an agency or institution to shift from the current way of coding an excluded contract by breaking down the contract and using included object codes for coding part of the contract. For example:

Example #1 - 7666 - Medical Services and Specialties - The Texas Department of Health (TDOH) has a large client service contract with National Heritage Insurance Company (NHIC). NHIC is the Health Care Financing Program's Prime Contractor for processing insurance claims for the Texas Medicaid Program. This contract is classified under object code 7666 (an exempt code). NHIC subcontracted part of the contract with a HUB. Since the NHIC contract is not part of the base for this agency's or institution's total expenditures, HUB subcontracting cannot be reported. In order for TDOH to receive HUB subcontracting credit, all expenditures under 7666 must be included, not just the NHIC contract. This would adversely affect TDOH's overall percentage and would greatly influence other state agencies as well. For example, the NHIC contract could be coded as follows:

If the NHIC contract was a \$10 million dollar contract and the actual payments made by NHIC to clients for medical reimbursements was \$7 million, the remaining \$3 million would be the amount paid to NHIC for administering this client reimbursement contract. Currently, TDOH is coding the whole \$10 million dollar contract under object code 7666. GSC proposes that only \$7 million (actual client reimbursements) should be coded as 7666, and that the other \$3 million should be coded under an object code that best describes the services that NHIC is performing. This selected object code must be from the included list of objects codes used to compile the HUB Report. All questions regarding expenditure codes should be directed to the Comptroller's Office, Claims Division. Any other contracts with related administrative fees must be included under the same selected object code. This way, TDOH can hold NHIC accountable for subcontracting with HUBs and TDOH can now submit the HUB subcontractor dollars and receive credit on the HUB Report.

Example #2 - 7462 - Rental of Office Buildings or Office Space - The Texas Department of Human Services (TDHS) has very large leasing contracts throughout the State. The expenditure (object) code for leasing (7462) is currently exempt from the HUB Report. However, within a lease contract, there are contracting opportunities where a good faith effort could be made. A lease contract can be broken down to reflect the actual services performed within a lease contract. For example, at a minimum, the following object codes could be used to report services included in a full lease or a net lease contract: **7277 - Cleaning Services; 7271 - Maintenance and Repair - Grounds and Land; 7266 - Maintenance and Repair - Buildings.**

It is an agency's or institution's responsibility to make a minimum good faith effort of 20% by providing contract opportunities to HUBs. Prime Contractors should also be held responsible and accountable for making a 20% good faith effort by providing contract opportunities to HUBs. Breaking down the lease contracts with these included expenditure codes allows TDHS to hold the lessor accountable for subcontracting with HUBs. TDHS can now be measured on all transactions that are within the included expenditure codes and receive full credit through the HUB Report for their committed efforts. **All subcontracting must be reported under the same object code in which the Prime Contractor was paid.**

REPORTING OF SUPPLEMENTAL SUMMARY LETTER (Optional)

In accordance with GSC Rule 111.13 (d), a state agency may also demonstrate good faith efforts under this section by including a supplemental letter with documentation as prescribed by the Commission:

1. Identifying the percentage of contracts awarded to women and/or minority-owned businesses that are not certified as HUBs;
2. demonstrating that a different goal from that identified in Section 111.13 (b) was appropriate given the agency's mix of purchases;
3. demonstrating that a different goal was appropriate given the particular qualifications required by an agency for its contracts; or
4. demonstrating that a different goal was appropriate given that graduated HUBs cannot be counted toward the goal.

The summary letter must outline an agency's or institution's good faith efforts regarding procurement opportunities for HUBs. The summary letter should provide a more comprehensive representation of the entity's efforts and may address any unique purchasing requirements not directly reflected within the totals and percentages. This letter may also document the use of graduated HUBs no longer certified by the GSC and the dollar amount of actual payments made. The format of the summary should be as follows:

- ◆ The one page supplemental summary letter must be on an original agency letterhead paper (standard 8½ x 11);
- ◆ The first line should be the title line, which should include the agency's 3-digit number. For example:

"Supplemental Summary for FY '99 Semi-Annual or Annual HUB Report for Agency 303"

- ◆ Please **do not** include date, and address, or salutation line;
- ◆ Suggested font size should not be less than "10". The margins may be widened to include more text;
- ◆ The supplemental summary letter must be in portrait print view;
- ◆ An agency's or institution's President, Commissioner, Board Member, Executive Director or Purchasing Director must sign the summary letter;
- ◆ The agency address, phone number and/or e-mail address should be listed in the body of letter or contained on the letterhead;
- ◆ A point of contact and phone number should be included in the body of the letter;
- ◆ An original, unfolded, unstapled supplemental summary letter must be submitted to Cynthia Smith, GSC HUB Reporting Coordinator, for inclusion in the HUB Report by September 15, 1999. Please do **not** submit your agency's supplemental letter to the GSC HUB Programmer.

Summaries of a negative tone towards another governmental agency will NOT be published. The subject of the summary must be directly related to your agency's Good Faith Efforts. Again, this one page supplemental summary letter is not mandatory but must be submitted according to these guidelines and the timelines listed. If an agency or institution is electronically submitting non-treasury, HUB subcontracting, HUB procurement card and purchasing data or group purchasing data to the GSC's Systems Analyst, please ensure an original supplemental summary is forwarded separately to GSC's HUB Reporting Coordinator. See a sample summary letter on the following page.

TEXAS DEPARTMENT OF PUBLIC SAFETY

5805 N. LAMAR BLVD. - BOX 4087 - AUSTIN, TEXAS 78773-0001
512/424-2000



DUDLEY M. THOMAS
DIRECTOR

THOMAS A. DAVIS, JR.
ASST. DIRECTOR



COMMISSION
JAMES B. FRANCIS, JR.
CHAIRMAN
ROBERT B. HOLT
M. COLLEEN MCHUGH
COMMISSIONERS

SUPPLEMENTAL SUMMARY FOR THE FY'99 ANNUAL HUB REPORT (AGENCY CODE 405)

The Texas Department of Public Safety (DPS) is proud to share a success story in our effort to *DRIVE* Historically Underutilized Businesses to *SUCCESS!* DPS was challenged with a project that would change the future of accessing and archiving criminal history information. With resources limited, DPS' challenge was considerable. When offers were received on this project, CBM ARCHIVES, an Asian-woman owned business was the only vendor to respond to the proposal. DPS' Crime Records Bureau accepted CBM Archives' proposal. CBM ARCHIVES' initiative is a true success story for the State of Texas HUB Program.

OTHER FACTORS: Our agency's total expenditures have increased approximately 35% in part by non-capacity HUB/Y2K sole source expenditures. This increase has adversely affected our HUB percentages for this fiscal year reporting period.

GRADUATED HUBS: Based on internal expenditures approximately \$272,000 was paid to HUBs, which have graduated from the program.


HUB SUB-CONTRACTING: For this reporting period, \$811,645 is submitted as creditable HUB Sub-contracting expenditures. DPS has approximately fifteen (15) construction projects scheduled to begin in FY 2000 and look forward to increasing our HUB Subcontracting expenditures.

GOOD FAITH OUTREACH INITIATIVES: Our agency is committed to the State of Texas HUB Program and below are steps taken to strengthen our program:

- Our HUB Coordinator is representing DPS on the newly formed HUB Construction Work Group.
- Meet with Division Managers, Budget Managers exploring possible ways to increase our HUB utilization and opportunities.
- HUB Coordinator is accompanying DPS Facilities Manager to weekly meetings at General Services Commission to discuss scheduled construction project status.
- One on One encouragement with those vendors we currently do business with to identify themselves as potential HUB vendors. Increased enhancement of our internal reporting capabilities to show an accurate non-certified HUB utilization.
- Encouraging local DPS participation at non-sponsored GSC outreach events.

As always, DPS is committed to the success of the State of Texas HUB Program. Through a renewed focus we will continue to strive to meet our "Good Faith Effort" goals. Should you have any questions or comments regarding DPS' HUB Program, please contact Ms. Shawn Constancio, HUB Coordinator at (512) 424-2534 or e-mail address shawn.constancio@txdps.state.tx.us.

Respectfully submitted,


Dudley M. Thomas
Director

REPORTING OF SUPPLEMENTAL REPORTS (Required)

The Legislature has established reporting requirements for state agencies and institutions of higher education on contracting with HUBs. In accordance with Article IX of the 1998-99 General Appropriations Act, Section 124, subsection 6, it is the intent of the Legislature that state agencies report to the General Services Commission (GSC) the following information classified by group status as defined in Texas Government Code, Title 10 Subtitle D, Chapter 2161.001(3) by ethnicity and gender.

HUBS PARTICIPATING IN STATE BOND ISSUANCES (REQUIRED)

1. **Number of HUBs participating in state bond issuances (applicable to State of Texas Bond Issuers). This applies to agencies listed at the following Internet address:**
<http://www.brb.state.tx.us/brbpages/finance/issuers.html>. State agencies and institutions of higher education who issue bonds are required to report to the (GSC) the number of HUBs who participated in the agency's bond issuance classified by group status. An authorized agency representative (see next page for reporting format) must sign the report.

HUBS SUBMITTING BIDS/PROPOSALS (REQUIRED)

2. **Number of HUBs submitting bids and/or proposals for the acquisition, construction, equipping, or operational implementation of state facilities or programs.** State agencies and institutions of higher education are required to report to (GSC) the number of HUBs submitting bids and/or proposals for the acquisition, construction, equipping, or operational implementation of state facilities or programs. An authorized agency representative must sign the report. This report is not limited to construction or facilities, but tracks all HUB bids and proposals received (not HUB bids solicited or HUB Bids awarded) for the purchase of goods and services are included (see next page for reporting format). The number of bids (quotes or offers) and proposals to include and document in this reporting requirement are:

- Delegated Purchases (informal (telephone) & formal (written)) Bids
- Open Market (Commodity & Services) Bids
- Qualified Information System Vendor (QISV)/Catalogue Bids
- Request for Proposals/Competitive Sealed Proposals
- Emergency Bids
- Proprietary Bids
- Term Contract Bids (if applicable).

SUPPLEMENTAL LETTER AND SUPPLEMENTAL REPORTS TIMELINES

Fiscal Year Report Timelines

9/1/(Current FY) - 2/28/(Current FY)

9/1/(Current FY) - 8/31/(Current FY)

Supplemental Reports & Letters

3/15/(Current FY)

9/15/(Current FY)

HUB Report Available

4/15/(Current FY)

10/15/(Current FY)

Note: The HUBs State Bond Issuances Report and The HUB Bids and Proposals Received Report may be mailed or faxed to (512) 305-9072. Mail your reports and supplemental letters to:

US Mail Delivery

General Services Commission
Attn.: GSC's HUB Coordinator
PO Box 13047
Austin, Texas 78711-3047

Hand Delivery/Overnight Delivery/Interagency Mail

Central Services Building
Attn.: GSC's HUB Coordinator, 3rd floor, Room 307
1711 San Jacinto
Austin, Texas 78701

HUBs Participating in State Bond Issuances (REQUIRED)
 (Applicable to State of Texas Bond Issuers)

Fiscal Year ____ Semi-Annual or Annual HUB Report

Agency Name _____

Agency Number _____

Ethnic and Gender Categories	AS		BL		HI		NA		WO	Total
	M	F	M	F	M	F	M	F	F	
Number of HUBs participating in state bond issuances										

AS=Asian Pacific; BL=Black; HI=Hispanic; NA=Native American; WO=Woman Owned; M=Male; F=Female

Authorized Signature

Phone Number

Printed Name

Title

Date

HUBs Submitting Bids and/or Proposals (REQUIRED)
 (Applicable to all state agencies & institutions of higher education.)

Fiscal Year ____ Semi-Annual or Annual HUB Report

Agency Name _____

Agency Number _____

Ethnic and Gender Categories	AS		BL		HI		NA		WO	Total
	M	F	M	F	M	F	M	F	F	
Number of HUB Bids/Proposals Received:										

AS=Asian Pacific; BL=Black; HI=Hispanic; NA=Native American; WO=Woman Owned; M= Male; F= Female

Authorized Signature

Phone Number

Printed Name

Title

Date

The number of bids (quotes or offers) and proposals to include and document in this reporting requirement are:

- Delegated Purchases (informal (telephone) & formal (written)) Bids
- Open Market (Commodity & Services) Bids
- Qualified Information System Vendor (QISV)/Catalogue Bids
- Request for Proposals/Competitive Sealed Proposals
- Emergency Bids
- Proprietary Bids
- Term Contract Bids (if applicable)

ELECTRONIC SUBMISSION OF PAYMENT DATA

State agencies and institutions of higher education with non-treasury funds, which **are not maintained** in the State Treasury (i.e. local funds), subcontracting, group purchasing, term contract, or procurement card purchases are **required** to submit payment data to GSC. Payment data, to compile the HUB report, must be submitted electronically via FTP, e-mail, or diskette to Nydia Heintz, Systems Analyst. Following are helpful instructions for submitting payment data as well as some additional information needed for accurate record keeping and for confirming receipt of data by GSC.

I. Format of Electronic Data (for all methods of data submission)

The electronic payment information for the HUB Report must be saved in ASCII or text format. It is preferable that you put all of your payment data in one file, however, multiple files are acceptable, just be sure to indicate that you are submitting more than one file so we can make sure ALL the data you send is included in the report. The payment data must be stored in the following sequence:

Agency Code	5 characters / with leading zeroes
VID	11 characters / no dashes, spaces, or alpha
Vendor Name	20 characters / upper case with trailing spaces
Object Code	4 characters / 4-digit code
Dollar Amount	12 characters / leading zeroes, first 9 are whole dollars, next is a period, last 2 decimals, if negative precede with a dash
Type of Record	1 character / 'N' for Non-Treasury, 'S' for Subcontracting, 'G' for Group Purchasing, 'A' or 'B' or 'C' or 'J' for Term Contract, 'H' for Credit Card

For example:

```
0072915209401020BATTERIES INC          7300-00006320.88G
0072919413818337BIO-RAD LABORATORIES7310000000093.00G
0072919426404653GENERAL MEDICAL CORP73000000000684.54G
0072919426404653MCKESSON GENERAL MED73000000002632.90G
```

II. Naming Files (for all methods of data submission)

When you save your payment data in electronic format, please use the following guidelines to name your file(s):

999_FY#.HUB where 999 represents your agency number and "#" is the FY designator (e.g., 9 for fiscal year 1999).

III. Methods of Data Submission:

A. FTP (File Transfer Protocol) instructions are as follows:

1. From DOS, type the following:
 - FTP
 - spgsc.gsc.state.tx.us/user=684_PU_PR/pass=(call Nydia Heintz to get password)
 - Put (name of input file) (name of output file)
- Quit

2. Please call (512-463-2919) or e-mail Nydia to let her know you have FTP'd your files and include the following information:

- * **Contact Name**
- * **Agency Name**
- * **Phone Number**
- * **E-mail address**
- * **Number of files and records submitted**

B. E-mail

You can e-mail your payment data to nydia.heintz@gsc.state.tx.us. Please be sure to use the same data format and naming conventions described in items I and II above. Also, please make sure to include in your e-mail, the following contact information:

- * **Contact Name**
- * **Agency Name**
- * **Phone Number**
- * **E-mail address**
- * **Number of files and records submitted**

C. Diskette

You can mail your payment data on computer diskette to one of the addresses listed below. Please be sure to use the same data format and naming conventions described in items I and II above. Also, please make sure to include on the diskette label the following contact information:

- * **Your Name**
- * **Agency Name**
- * **Phone Number**
- * **E-mail address**
- * **Number of files and records submitted**

US Mail Delivery

General Services Commission
Attn: Nydia Heintz
P.O. Box 13047
Austin, TX 78711-3047

Overnight Delivery

Central Services Building
Attn: Nydia Heintz
1711 San Jacinto, 1st fl. Rm. 191
Austin, TX 78701

Note: GSC receives many electronic files through various means from various sources. In order to ensure that all of the payment data you send to GSC gets included in the HUB Report, it is imperative that you provide your contact information so that we can confirm receipt of the data.

You may submit test data at anytime during the reporting period to ensure the format of the data submitted is correct. The test data must be identified as *test data*. It is recommended that the test data be submitted at least **two weeks** before the reporting timeline to verify correct format and to allow time for format changes.

If you have any questions relating to **submitting electronic payment data**, you may contact Nydia Heintz at (512) 463-2919 or by e-mail.

REPORTING OF TREASURY FUNDS (DATA WILL BE REPORTED BY THE COMPTROLLER'S OFFICE FOR EACH STATE AGENCY/INSTITUTION OF HIGHER EDUCATION)

Treasury funds are funds, which are deposited and maintained in the State Treasury. These are payments made (not processed) during the reporting period from treasury funds. These are purchases of goods, services, and public works contracts (which include delegated, open market, term contracts, proprietary, QISV, emergency and exempt purchases) from the approved/included list of object codes. These payments are processed and reported by the Comptroller's Office for each state agency and institution of higher education. The treasury data reported will be identified by using the Comptroller's object codes listed on Attachment A. **State agencies, which only have treasury funds and do not use subcontractors, do not need to report any data to GSC.**

Format for Electronically Submitting Treasury Data (the Comptroller's Format)

ASCII detail records with the following fields:

- Payee/Vendor Identification 11 numeric characters If the PIN/VID contains more than 11 numeric characters, submit only the first Eleven. No dashes, spaces or characters are allowed.
- Agency Code 3 characters For example, 303
- Object Code 4 characters The 4-digit object code must be on the approved/included list of object codes.
- Dollar Amount 13 numeric characters First 10 are whole dollars, then a period, and the last two are decimals.
- Vendor Name 20 characters Uppercase. If less than 20 characters, fill in with spaces after the vendor name. A, B, C, J or blank space (for non-term contracts).
- TPFA Identifier 1 character Y (for TPFA).
- DIR Identifier 1 character Y (for DIR).

Note: The contract identifier is requested because GSC must identify and report all Term Contracts (automated, scheduled, and non-automated). These would be the ones with the Purchase Category Codes (PCC) of **A** = automated term contracts, **B** = scheduled purchases, **C** = non-automated term contracts and **J** = books, library reference materials on contract (class 715). The PCC for procurement card payments to Bank of America (BOA) is "H" not "A".

REPORTING OF NON-TREASURY FUNDS (DATA MUST BE REPORTED BY EACH STATE AGENCY/INSTITUTION OF HIGHER EDUCATION)

Non-treasury Funds are funds, which are not deposited or maintained in the State Treasury. These are payments made (not processed) during the reporting period from non-treasury funds. These purchases of goods, services, and public works contracts (which include delegated, open market, term contracts, proprietary, QISV, emergency and exempt purchases) from the approved/included list of object codes. These payments are processed through a local bank (not through the Comptroller's Office) and must be reported by each state agency or institution. The non-treasury expenditure data will be reported to GSC by each state agency or institution of higher education that has non-treasury funds in accordance with the timelines and guidelines set by the Legislature. Using the approved Comptroller's object codes listed in Attachment A will identify the non-treasury data reported. Please exclude object codes relating to benefits, claims and judgments, interfund transfer, interagency payments, investments, other expenses (7071-7806), payment of interest, payment of principal, public assistance payments, rental and leases, utilities, salaries, wages, travel, grants, scholarships, real estate purchases, right-of-way, "NONE", "BOND", object codes 7303, 7382, and 7421.

Format for Electronically Submitting Non-Treasury (local funds) Data (the Programmer's Format)

State agencies and institutions of higher education submitting non-treasury ("N") data for the HUB Report are required to submit the detail summary records of each non-treasury payment made during the reporting period. The file may be electronically mailed to the address on the last page of these reporting procedures or submitted on a 3½" diskette in the format outlined below.

ASCII detail records with the following fields:

• Agency Code	5 characters	Fill with leading zeroes (i.e., 00303 or HW14).
• Payee/Vendor Identification	11 numeric characters	If the PIN contains more than 11 numeric (PIN/VID) characters, submit only the first 11. No dashes, spaces, or alpha characters are allowed.
• Vendor Name	20 characters	Uppercase. If less than 20 characters, fill in with spaces after vendor name.
• Object Code	4 characters	The 4-digit object code must be on the approved/included list of object codes.
• Dollar Amount	12 characters	Fill with leading zeroes. First 9 characters are whole dollars, the next character is a period, and the last 2 are decimals. Fill with leading zeroes. If the amount is negative, precede with a dash ("-").
• Type of Record	1 character	N, or A, B, C, J or H; "N" to identify non-treasury data (including payments to Procurement Card Vendor (Bank of America); "A, B, C or J" to identify non-treasury term contracts. Do not report twice. If non-treasury and a term contract use "A, B, C, or J". "H" to report and identify purchases made directly from HUBs using the procurement card as the method of payment and wanting HUB credit.

The following are example records submitted by agency 303:

```
0030317514873201BAILEY BOILER WORKS 7286000004635.65N
0030324628870313SACHEM GROUP, THE 7286000003159.00A
0030319416876654BANK OF AMERICA 7327000003000.00N
0030317601161528NATEX CORPORATION 7324000001000.50H
```

- ◆ In the first record, agency 303 paid vendor 17514873201, BAILEY BOILER WORKS, under object code 7286, a total of \$4,635.65 from non-treasury funds.
- ◆ In the second record, agency 303 paid vendor 24628870313 SACHEM GROUP, THE under object code 7286 a total of \$3159.00 for a term contract payment from non-treasury funds.
- ◆ In the third record, agency 303 paid vendor 19416876654, BANK OF AMERICA, under object code 7327 a total of \$3,000.00 using non-treasury funds.
- ◆ In the fourth record, agency 303 paid vendor 17601161528, NATEX CORPORATION under object code 7324 a total of \$1,000.50.

Note: If a VID is submitted in an invalid format, not enough or too many numbers or the wrong prefix or check digit is use, then the VID cannot be validated to determine HUB status or term contract vendor status.

REPORTING OF TERM CONTRACTS

Term Contracts (automated, scheduled, non-automated; books and library reference materials on contract) will be identified and verified by the PCC and the vendor identification number (VID). In accordance with legislation, the Term Contracts will be subtracted from each agency's base total and will be shown under GSC's Central Procurement Section VI. It is an agency's or institution's responsibility to identify term contracts by entering the correct PCC in USAS when processing a payment voucher. The PCCs A, B, C and J will be used to identify the term contracts (automated, scheduled, non-automated, books and library reference material on contract (class 715)) paid from treasury funds. Non-treasury term contracts must be reported and identified (i.e., "A", "B", "C" or "J") for the Semi-Annual and Annual HUB Report. The state agency or institution will identify purchases from State Term Contracts, which are paid from non-treasury funds so that those purchases may be included in the GSC's Central Procurement Section.

Note: During the FY '97 HUB Report, the GSC began verifying and validating the treasury and non-treasury term contract payments identified through PCCs A, B, C or J. If the VID for term contract payment can be verified as a term contract vendor with GSC, then it will be subtracted from the agency's or institution's base total expenditures and shown in GSC's Central Procurement Services. If the VID for a term contract payment cannot be verified as a term contract vendor with GSC, then the payment will remain in the agency's base total expenditures. These payments will be shown in the agency's or institution's section (Section VII of the HUB Report). If a VID is submitted in an invalid format (not enough or too many numbers or the wrong prefix or check digit is used, then the VID cannot be validated to determine HUB status or term contract status. GSC includes the Term Contract vendor's VID number in the contract books, the micro fiche distributed to agencies and institutions of higher education and on the Internet.

REPORTING OF SUBCONTRACTOR FUNDS (DATA MUST BE REPORTED BY EACH STATE AGENCY/INSTITUTION OF HIGHER EDUCATION)

Subcontractor Funds are payments made to GSC certified HUBs by a Prime Contractor or supplier under contract with the State. State agencies and institutions of higher education must submit the subcontracting participation for all Non-HUB contracts for the purchase of goods, services, and public works contracts paid (not processed) during the reporting period in accordance with the Texas Government Code, Title 10, Subtitle D, Chapter 2161.122 (b).

HUB Subcontracting **double reporting is not allowed on the HUB Report**. An agency or institution may receive 100% HUB credit participation if the Prime Contractor is a HUB and performs at least 25% of the work. The contracting agency or institution of higher education may submit subcontracting data to any tier until a HUB subcontractor is utilized. Once credit for doing business with a HUB is received, **no more credit** can be received, even if that HUB further subcontracts with another HUB.

When the prime contractor is a HUB, the contractor may satisfy the good faith effort requirement by performing at least 25% of the contract work in-house (refer to HUB PAR-A form). Any contractor that seeks to satisfy the good faith effort requirement in this manner shall report quarterly to the contracting agency or institution in the form required by the contracting agency or institution. The volume of work performed under the contract and the portion of the work that was performed in-house must be reported. If in any quarter a HUB prime contractor performs less than 25% of the contract work in-house, the HUB prime contractor shall be required to report subcontracting data as a "Non-HUB Prime Contractor" for the next quarter (refer to NON-HUB PAR form). These forms are available on the Internet at the following address: <http://www.gsc.state.tx.us/stpurch/forms/index.html>.

State agencies and institutions of higher education shall report subcontracting participation paid from treasury and non-treasury funds. However, if submitting subcontracting data from non-treasury funds, the agency or institution must have also reported their non-treasury funds detail records as outlined above. This Subcontracting expenditure data shall be reported to GSC by each state agency or institution that uses subcontractors in accordance with the guidelines and timelines set by the Legislature. Using the approved Comptroller's object codes shown in Attachment A will identify the subcontractor data reported.

For example, to receive credit for HUB subcontracting, state agencies and institutions of higher education must require their Prime Contractors to report the HUB subcontracting at least quarterly. Progress of subcontract amounts actually paid to GSC certified HUBs should be documented, in writing, by Prime Contractors submitting invoices for payments to the paying agency or institution. The reporting agency should ensure the accuracy of the data reported by the Prime Contractor. The Prime Contractor payment data can be verified with the HUB subcontractor or by requiring the Prime Contractor to submit copies of canceled checks payable to the subcontractor with the subcontracting report to the agency. The agency or university must submit detail summary records to GSC of each HUB subcontractor payment made by a Prime Contractor to each HUB vendor for the specific object code which is being used to pay the Prime Contractor. The total spent with Prime Contractors for each object code reported will be determined by GSC from the consolidated data reported for each object code. This procedure for submitting data must be followed for each object code in which an agency or institution wants to receive credit for HUB subcontracting (such as the object codes relating to construction, legal, engineering, janitorial, etc.).

Format for Electronically Submitting Subcontract Data (Programmer's Format)

State agencies and institutions of higher education submitting subcontract ("S") data for the HUB Report are required to submit detail summary records of each subcontract payment made by a Prime Contractor to each HUB vendor for each specific object code. The total spent with Prime Contractors for each object code reported will be determined from the consolidated data reported for that object code. The HUB subcontractor data file may be submitted electronically via FTP, E-mail or 3 1/2" diskette to the address on the last page of these procedures in the format outlined below.

ASCII detail records with the following fields:

◆ Agency Code	5 characters	Fill with leading zeroes (i.e., 00303 or 0HW14).
◆ Payee/Vendor Identification	11 numeric characters	If the PIN contains more than 11 numeric (PIN/VID) characters, submit only the first 11. No dashes, spaces, or alpha characters are allowed.
◆ Vendor Name	20 characters	Uppercase. If less than 20 characters, fill in with spaces after vendor name.
◆ Object Code	4 characters	The 4-digit object code must be the same object code that was used to pay the Prime Contractor and must be on the HUB Report's approved/included list of object codes.
◆ Dollar Amount	12 characters	Fill with leading zeroes. First nine characters are whole dollars, the next character is a period, and the last two are decimals. Fill with leading zeroes. If the amount is negative, precede with a dash ("-").
◆ Type of Record	1 character	"S" to identify Sub-Contractor. "H" to report and identify purchases made directly from HUBs using the procurement card as the method of payment and wanting HUB credit.

The following are example detail records submitted by agency 303:

```
0030317601799384BLUE BOY VENDING      7341000300000.00S
0030317426913301RADCON INC             7341000200000.00S
```

In the records identified above, agency 303 is identifying a payment made to a HUB subcontractor. PIN/VID number 17601799384, BLUE BOY VENDING processed under object code 7341 (the same object code used to pay the Prime Contractor) in the amount of \$300,000.00. A second payment was made to a HUB subcontractor with PIN/VID number 17426913301, RADCON INC. This HUB subcontractor was processed under object code 7341 for \$200,000.00. The total spent with Prime Contractors for object code 7341 will be derived from the consolidated Non-HUB total (treasury + non-treasury) paid within this object code. If this object code total is less than the HUB subcontractor amount submitted for this object code, the records will be rejected and an exception report will be generated. The GSC will notify the agency of the discrepancy. If the discrepancy can be documented and resolved within 24 hours, the data records will be corrected. A HUB subcontractor cannot be paid more than the Prime Contractor.

AVOIDING HUB SUBCONTRACT DISCREPANCIES

During previous HUB Reporting periods, GSC has discovered discrepancies from agencies that submitted HUB subcontracting data. GSC identifies discrepancies in the following ways: 1) when comparisons are made between an agency's reported Non-HUB Prime Contractor expenditures and an agency's reported HUB subcontractor expenditures for the same object code. HUB subcontracting payments must not be more than the Non-HUB Prime Contractor payments. 2) HUB subcontracting double reporting is not allowed. An agency can submit HUB subcontracting dollars to any tier level until a HUB subcontractor is paid. Once HUB credit is received, HUB reporting is not allowed beyond the first level reported. 3) There are object codes, which are allowed on the HUB Report and object codes, which are not allowed. If an agency reports expenditures under object codes which are not allowed, the data records are not reported on the HUB Report. 4) The HUBs included in the agencies' HUB subcontracting data must be GSC HUB certified in order for an agency to receive HUB credit on the Statewide HUB Report. When discrepancies have occurred, GSC has contacted the agency and requested that corrections to the data submitted are corrected or the records would not be accepted as HUB subcontracting. In addition, HUB subcontracting should only be reported to GSC when the Prime Contractor is a Non-HUB vendor. If the Prime Contractor is a HUB, the expenditures are recorded as a 100% HUB direct payment, not as a HUB subcontractor payment.

EXAMPLE SCENARIOS FOR SUBMITTING HUB SUBCONTRACTING DOUBLE REPORTING CLARIFICATIONS

**Questions: Can second (2nd) tier HUB Subcontracting be reported?
What is HUB Subcontracting double reporting?**

Answer: You can submit HUB subcontracting dollars to any tier level until a HUB subcontractor is paid. However, HUB subcontracting double reporting is not allowed. For example, once an agency receives HUB credit, whether it is at the prime level (first level/tier), or subcontractor (second or third level/tier), HUB subcontracting reporting is not allowed beyond the level/tier at which HUB dollars are reported and HUB credit is received. Here are a few examples:

First Level HUB Credit

If your agency uses a GSC certified HUB Prime Contractor (first level/tier) who performs at least 25% of the work, you will receive 100% HUB credit participation at the first level. You will want to track any subcontracting performed to ensure that the HUB prime is performing at least 25% of the contract, but you may not report HUB subcontracting because you are already receiving 100% credit and reporting additional HUB subcontracting would be double reporting. You may request the HUB prime vendor to meet the good faith effort of subcontracting with other HUB(s), but those HUB subcontracting dollars may not be reported. The subcontracting should be tracked only to ensure the HUB prime vendor is performing at least 25% of the contract. **For example:**

If you award a \$100,000 contract to a GSC certified HUB vendor, your agency will receive \$100,000 or 100% HUB credit. If this HUB Prime Contractor subcontracts \$10,000 or 10% with another HUB and your agency reports these dollars, your agency would be reporting \$110,000 of HUB credit. Since the contract is for only \$100,000 this would be double reporting \$10,000.

Second Level HUB Credit

If your agency uses a Prime Non-HUB Contractor, you may request the Prime Non-HUB Contractor to meet the good faith effort of subcontracting with HUB(s). Your agency may submit subcontracting data for the GSC certified HUB(s) utilized as a 1st level/first tier source for the Prime Non-HUB Contractor.

For example:

If you award a \$100,000 contract to a Prime Non-HUB Contractor (1st level/tier), and this Prime Non-HUB Contractor subcontracts \$10,000 or 10% with a GSC certified HUB (2nd level/tier) and your agency reports these dollars, your agency would be reporting \$10,000 or 10% of HUB credit.

Third Level HUB Credit

If your agency utilizes a Prime Non-HUB Contractor, and the subcontractor is also a Prime Non-HUB Contractor ((1st level/tier), and the subcontractor is also a Prime Non-HUB Contractor (this is considered the 2nd level/tier vendor), and the 2nd level/tier Non-HUB Subcontractor utilizes a GSC certified HUB subcontractor 3rd level/tier, your agency may report the 3rd level/tier HUB subcontracting. After this level (the level at which HUB subcontracting is utilized and reported) no additional HUB subcontracting credit can be received, even if the 3rd level/tier HUB further subcontracts with a 4th level/tier HUB. **For**

example:

If you award a \$100,000 contract to a Prime Non-HUB Contractor (1st level/tier), and this Prime Non-HUB Contractor subcontracts \$10,000 or 10% with a Non-HUB Subcontractor (2nd level/tier) and the Non-HUB subcontractor further subcontracts \$1,000 or 1% of total to original contract with a GSC certified HUB (3rd level/tier) and your agency reports the HUB subcontracting (3rd level/tier), your agency would report and receive \$1,000 or 1% HUB credit. If you have any further questions or need additional information, please contact GSC's HUB Reporting Coordinator at (512) 463-3174.

DEPARTMENT OF INFORMATION RESOURCES (DIR) PURCHASES

A state agency or university should not report any non-treasury DIR purchases. The Comptroller's Office reports to GSC on behalf of DIR for each agency participating in DIR's cooperative contracts program including purchases made for agencies using non-treasury funds. DIR enters in USAS the purchasing agency's number in the "comp/agy obj" field. The Comptroller's Office pulls the purchasing agency's number from the "comp/agy obj" field and replaces DIR's agency number 313 and reports it with treasury data. **For reconciliation purposes, a column has been added to the agency detail data to identify DIR purchases.** An agency may view detail data on the Internet. Instructions to access the Internet are on Attachment B. If you have questions about your agency's DIR detail records, please call Bill Peek at (512) 463-3253.

TEXAS PUBLIC FINANCE AUTHORITY (TPFA) PURCHASES

The Comptroller's Office reports to GSC on behalf of Texas Public Finance Authority for each agency who finances large purchases through TPFA. TPFA enters in USAS the purchasing agency's number in the "comp/agy obj" field. The Comptroller's Office pulls the purchasing agency's number from the "comp/agy obj" field and replaces TPFA's agency number 347 for all master lease purchases made out of Fund 735, Appropriation 05755 by the Texas Public Finance Authority and reports it to GSC with the treasury data. **For reconciliation purposes, a column has been added to the agency detail data to identify TPFA purchases.** An agency may view detail data on the Internet. Instructions to access the Internet are on Attachment B.

REPORTING OF PROCUREMENT CARD HUB PURCHASES (OPTIONAL)

Applicable only to state agencies and institutions of higher education participating in the procurement card program

TERM CONTRACT 946-A1

The procurement card is a payment method and is not to be used to circumvent any statutory or regulatory purchasing requirements, (e.g., use of CMBL for obtaining 3 bids with a minimum of 2 bids from HUBs, and QISV purchasing procedures, etc.). Procurement card purchases made with treasury funds are identified through PCC H (not PCC A), and the Bank of America (BOA) VID number. Although the BOA contract was awarded using the term contract procurement method it is not a term contract because it is method of payment. These payments made to BOA VID number with treasury funds will be reported to GSC by the Comptroller's Office for each agency. If the VID is identified as a payment to BOA, it will remain in each agency's and institution of higher education's total expenditure base.

State agencies and institutions of higher education using non-treasury funds are **required** to submit the detail summary records of the total payments made to the procurement card vendor, BOA during the Semi-Annual and Annual HUB Reporting periods. These direct payments to BOA using non-treasury funds should be reported to GSC in the ASCII format below using an "N" as the type of record identifier.

In addition, an agency or institution of higher education may **choose** to track and report HUB expenditures when using the procurement card as a method of payment to offset or improve their overall HUB expenditures. If an agency or institution of higher education decides to track and report this data, then it must be reported to GSC in the ASCII format below using an "H" as the type of record identifier.

The data file may be submitted electronically via FTP, e-mail or 3 1/2" diskette to the address on the last page. Please see the format outlined below

ASCII detail records with the following fields:

◆ Agency Code	5 characters	Fill with leading zeroes (i.e., 00303 or 0HW14).
◆ Payee/Vendor Identification	11 numeric characters	If the PIN contains more than 11 numeric (PIN/VID) characters, submit only the first 11. No dashes spaces, or alpha characters.
◆ Vendor Name	20 characters	Uppercase. If less than 20 characters, fill in with spaces after vendor name.
◆ Object Code	4 characters	The 4-digit object code must be the same object code that was used to pay BOA and must be on the HUB Report's approved or included list of object codes.
◆ Dollar Amount	12 characters	Fill with leading zeroes. First nine characters are whole dollars, the next character is a period, and the last two are decimals. Fill with leading zeroes if the amount is negative, precede with a dash ("-").
◆ Type of Record	1 character	"N" to identify non-treasury payments made to BOA for all procurement card purchases; "H" to report and identify purchases made directly from HUBs using the procurement card as the method of payment and wanting HUB credit.

Payments made to BOA using non-treasury funds **must** be reported to GSC by the state agencies and institutions of higher education using these types of funds. Purchases made from HUBs using the procurement card as the method of payment **may** be reported to GSC at the option of the agency or institution of higher education. Please note that payments made to BOA using treasury funds **will be** reported to GSC by the Comptroller's Office for each agency or institution of higher education. The following are example records to be submitted by agencies when reporting their non-treasury payments to BOA and their HUB expenditures:

0030319416876654	BANK OF AMERICA	7327000003000.00N
0030317601161528	NATEX CORPORATION	7324000001000.50H
0030317514873201	BAILEY BOILER WORKS	7327000001200.50H
0030324628870313	SACHEM GROUP, THE	7327000000150.00H

- ◆ In the first record, agency 303 paid vendor 19416876654, BANK OF AMERICA, under object code 7327 a total of \$3,000.00 using non-treasury funds.
- ◆ In the second record, agency 303 paid vendor 17601161528, NATEX CORPORATION under object code 7324 a total of \$1,000.50.
- ◆ In the third record, agency 303 paid vendor 17514873201, BAILEY BOILER WORKS under object code 7327 a total of \$1200.50.
- ◆ In the fourth record, agency 303 paid vendor 24628870313, SACHEM GROUP, THE under object code 7327 a total of \$150.00.

By adding the three records identified with the "H", it can be determined that the total purchased from HUBs with the procurement card vendor for this reporting period was \$2,351.00. The BOA non-treasury payments will be added to the BOA treasury payments reported to by the Comptroller for each agency for a grand total paid to BOA by each agency. The total spent with HUBs must be less or equal to the total payments reported for BOA by the Comptroller's Office for treasury funds and by the agency for Non-treasury funds, if applicable. If the HUB totals are not less or equal to the total paid to BOA, the data will be considered inaccurate and will be rejected by the GSC HUB Reporting programs.

Note: Agencies and institutions may submit test data at any time during the reporting period to ensure that the electronic ASCII format of the data submitted is correct. The test data must be submitted at least four weeks before the timelines specified in these procedures to verify correct format and to allow time for format changes. Late reporting will not be accepted.

REPORTING OF GROUP PURCHASING PROGRAM (DATA MUST BE REPORTED BY EACH STATE AGENCY/INSTITUTION OF HIGHER EDUCATION PARTICIPATING IN A GROUP PURCHASING PROGRAM)

State agencies and institutions of higher education that participate in a group purchasing program under the Texas Government Code, Title 10, Subtitle D, Chapter 2161.122(c) and 2155.139(b) will include a separate report to the Commission for the total dollar amount by object code of each group purchase that is made through the participation of this group purchasing program. The total dollar amount of all object codes reported will form the total group purchasing expenditure for each agency or institution from which the percentage of HUB purchases is derived. **Although these group purchasing payments are also reflected in the total expenditure column of the consolidated HUB Report, GSC is required to include each agency's or institution's participation in this program and include amounts spent with HUBs in a separate section (Section III) of the HUB Report in accordance with H.B. 2626.**

"G" records must also be reported as part of your detail records as either treasury "T" or non-treasury "N" depending on source of funding used when making payment. "G" records are technically reported twice (first, as a detail expenditure, and secondly, to separately identify those agencies or institutions that are participating in a group purchasing program).

Format for Electronically Submitting Group Purchasing Program (the Programmer's Format)

State agencies/institutions participating in a Group Purchasing Program ("G") are required to submit the detail summary records for each object code which the agency or institution participates. The file may be submitted electronically via FTP, e-mail or 3 1/2" diskette to the address on the last page in the format outlined below:

ASCII detail records with the following fields:

◆ Agency Code	5 characters	Fill with leading zeroes (i.e., 00303 or 0HW14).
◆ Vendor/Payee Identification	11 numeric characters	If the PIN contains more than 11 numeric Number (VID/PIN) characters, submit only the first 11. No dashes, spaces, or alpha characters.
◆ Vendor Name	20 characters	Uppercase. If less than 20 characters, fill in with spaces after vendor name.
◆ Object Code	4 characters	The 4-digit object code must be on the approved/included list of object codes.
◆ Dollar Amount	12 characters	Fill with leading zeroes. First nine characters are whole dollars, the next character is a period, and the last two are decimals. Fill with leading zeroes. If the amount is negative, precede with a dash ("-").
◆ Type of Record	1 character	"G" to identify separately Group Purchases.

The following is an example detail record submitted by agency 303:

```
0030319543470181WALKERS ELECTRONICS 7312000250000.00G
```

- ◆ In this record, agency 303 is identifying a payment made to vendor 19543470181, WALKERS ELECTRONICS processed under object code 7312 for \$250,000.00 through the participation of a Group Purchasing Program.

Note: Legislation mandates that Group Purchasing Participation be reported for the Semi-Annual and Annual HUB Report separately. Each group purchasing payment made from non-treasury funds must also be reported as a non-treasury detail record, which will be included in the non-treasury base for total expenditures. The Comptroller will report any payments made from treasury funds.

HUB STRATEGIC PLAN PROGRESS REPORTS

(Due November 30, 1999: Actual for FY '98, Actual for FY '99 and Goal for FY '00)

Note: The following report format is shown to assist your agency in preparation and completion of your agency's 1999 Annual Financial Report (AFR) due by November 30, 1999. As a courtesy reminder, the GSC will also re-submit this reporting format to agencies during the month of September 1999.

In accordance with Texas Government Code, Title 10, Subtitle D, Section 2161.124(a), each agency is required to prepare as part of its strategic plan, a written plan for increasing the agency's use of HUBs in purchasing (goods and services) and in public works contracts (construction). The GSC in cooperation with the State Auditor's Office has developed a standard form to report your agency's strategic plan progress report. To comply with the reporting requirements of this statute, the Appropriations Bill Rider has been amended to incorporate the strategic plan progress report with the Annual Financial Report (AFR) (see the 1998-99 General Appropriations Act, page IX-93, number 10) due by November 30th each year.

On the form below, please complete your actual HUB percentages as published in the State of Texas Annual HUB Report for Fiscal Year (FY) '98, FY '99 and your agency's goals for FY '00. Please refer to the FY '99 State of Texas Annual HUB Report to complete your agency's actual HUB goals for FY '99. The report may be viewed on the Internet at: http://www.gsc.state.tx.us/99_hub_gov_agy_rpt.

The hard copy version of the FY '99 State of Texas Annual HUB Report will be mailed after October 15, 1999 only to the agencies that submitted order request forms and will be made available on the Internet after October 15, 1999. Please refer to the FY '99 Annual HUB Report to complete your agency's actual HUB goals for FY '99. HUB Goals for FY '00 should be based on the Texas Disparity Study and GSC Rule 111.13. Each agency should determine and approve which HUB goals to use. Whether to use the unadjusted/overall goal or the adjusted HUB and/or other HUB goals for each of the six procurement categories.

The information shown below shall be included within the AFR in "Schedule 4, HUB Strategic Plan Progress Report" for state agencies and in "Schedule D-8, HUB Strategic Plan Progress Report" for institutions of higher education. The HUB Strategic Plan Progress Reports are due by November 30, 1999 in the format shown below pursuant to Texas Government Code, Title 10, Subtitle D, Section 2161.124 (b). As each agency may have set internal deadlines to complete the AFR, please ensure the distribution of the completed form is coordinated through your agency's Fiscal Office before November 30. Please do not submit your report to the GSC. The HUB Strategic Plan Progress Report format is below:

Sample Agency (000)
 SCHEDULE (4 or D-8) - HUB Strategic Plan Progress Report
 For the Fiscal Year Ended August 31, 1999

(Source: Texas Government Code, Title 10, Subtitle D, Section 2161.124)

Goal = Strategic Plan HUB Goal Actual = % Spent with HUBs from HUB Report	Actual for FY '98	Actual for FY '99	Goal for FY '00
Heavy Construction other than building contracts			
Building Construction, including general contractors & operative builders contracts			
Special Trade Construction contracts			
Professional Services contracts			
Other Services contracts			
Commodities contracts			

Prepared By: _____
 (Signature Approval)

Approved: _____
 (Signature Approval)

Printed Name: _____

Printed Name: _____

Phone Number: _____

Phone Number: _____

HUB REPORT ORDER FORM

During previous fiscal years, the GSC distributed two courtesy copies of the reports to the Executive Director or equivalent and Purchasing Director of each agency and institution of higher education. Effective FY '99, the GSC will provide copies of the HUB Report to agencies and institutions of higher education under a cost recovery advanced ordering process. Internet access of the HUB Reporting data is free and is highly encouraged. The following reports will be available during FY '99 to view or download from the web address: <http://www.gsc.state.tx.us/procinfo.html>.

- FY '98 Annual HUB Report
- FY '99 Annual HUB Report (available at 5:00 p.m., October 15, 1999)

According to Chapter 2161.121(e) of the Texas Government Code, Title 10, and GSC Rule 111.16, the GSC will provide members of the Joint Select Committee on HUBs with copies of the Annual HUB Report. For the Annual HUB Report, GSC will mail copies to the Presiding Officers of each House, the Joint Select Committee on HUBs, members of the House and members of the Senate. Additionally, by law, the GSC shall deposit copies of both reports in the State Law Library.

To receive a hard copy of the HUB Report, please complete and return a copy of the completed HUB Report order form to GSC HUB Reporting Coordinator. For the Semi-Annual HUB Report, forms are to be submitted prior to April 15 and prior to September 15 for the Annual HUB Report. Please see a copy of the order form on the next page. GSC must receive your order forms before the dates indicated to establish an appropriate printing volume. Copies of the HUB report will be mailed to the ship-to address **only**. It is the responsibility of each agency and university to determine ordering quantities, to determine internal distribution, and to ensure that internal agency personnel receive requested copies.

State agencies and institutions of higher education should submit a purchase order number or a copy of a purchase order at the time an order is requested. The cost of the FY '99 Annual and FY '00 Semi-Annual Reports will be based on a cost recovery basis and may not be determined until the actual reports are printed due to certain cost variables. Based on a cost recovery assessment, the FY '99 Annual HUB Report should be approximately \$30.00 per copy and postage is set at \$2.70 per HUB Report for agencies outside of the Austin area.

HUB REPORT ORDER FORM

Agency Code	Agency Name /Ship-To Address	City	State	Zip Code
Order Option	FY '99 Annual HUB Report- Distribution Option			Order Quantity
1-A	Picked Up at GSC HUB Reporting Section (No Tax or Postage)			
2-A	Mailed (Austin/Local Address) Interagency (No Tax or Postage)			
3-A	Mailed with Address Outside of Austin (No Tax / \$2.70 Postage Added)			
Order Option	FY '00 Semi-Annual HUB Report - Distribution Option			Order Quantity
1-SA	Picked Up at GSC HUB Reporting Section (No Tax or Postage)			
2-SA	Mailed (Austin/Local Address) Interagency (No Tax or Postage)			
3-SA	Mailed with Address Outside of Austin (No Tax / \$2.70 Postage Added)			
Purchase Order Number	Purchasing Agent Signature Authorization	Printed Name or Typed Name		Phone Number

- **Deadline For FY '99 Annual HUB Report Order Form:**
Send completed order forms by **September 15, 1999**
- **Deadline For FY '00 Semi-Annual HUB Report Order Form:**
Send completed order forms by **March 15, 2000**

Mail Order Request Forms to:
General Services Commission
Business Services Division
Attn.: HUB Reporting Coordinator
P.O. Box 13047
Austin, Texas 78711-3047

Fax Order Request Forms to:
(512) 305-9072
Attn: GSC HUB Reporting Coordinator

Interagency Mail:
Business Services Division
1711 San Jacinto, Room 306
Austin, Texas 78701

CONTACT LIST

Questions regarding the HUB Reporting, supplemental reports, and supplemental letters
Cynthia Smith, HUB Reporting Coordinator: (512) 463-3174

Questions regarding electronic expenditure reporting (FTP password for electronic files transfers, data on your diskettes, instructions)
Nydia Heintz, Systems Analyst (512) 463-2919

Questions regarding the HUB Certification and Compliance Procedures or the HUB application
GSC Certification and Compliance Team: (512) 463-5872 or 1-888-863-5881

Questions regarding the Centralized Master Bidders List (CMBL), please contact:
CMBL (512) 463-3416 or 1-888-472-0500

Attachments to the HUB Reporting Procedures:

- (A) HUB Report Procurement Categories (FY '99)
- (B) Downloading Instructions Using Internet
- (C) Layout Record for Downloading

Revised: 10/15/99

ATTACHMENT A

HUB REPORT PROCUREMENT CATEGORIES (FY '99)

**GENERAL SERVICES COMMISSION
FISCAL YEAR '99 HUB REPORT PROCUREMENT CATEGORIES**

Excluded HUB Report Expenditure (Object) Codes:

Object Codes for benefits, claims and judgments, interfund transfer, interagency payments, investments, other expenses (7071-7806), payment of interest, payment of principal, public assistance payments, rental and leases, utilities, salaries, wages, travel, grants, scholarships, real estate purchases, right-of-way, "NONE", "BOND", object codes 7303, 7382, and 7421 will be excluded.

**FY '99 HUB Report
Procurement Categories
and Included Expenditure (Object) Codes**

<p>Heavy Construction Other than Building Contracts (01) Goal - 11.9% (unadjusted) Adjusted HUB Goal: 6.6% (BL, HI, AS, NA) Other HUB Goal: 5.3% (WO) Graduation - \$17,000,000</p>	<p>Object Code - Description 7270 - Maintenance and Repair- Roads and Highways 7347 - Construction of Highways 7349 - Construction of Roads</p>
<p>Building Construction, Including General Contractors and Operative Builders Contracts (02) Goal - 26.1% (unadjusted) Adjusted HUB Goal: 25.1% (BL, HI, WO) Other HUB Goal: 1.0% (AS, NA) Graduation - \$17,000,000</p>	<p>Object Code - Description 7341 - Construction of Buildings</p>
<p>Special Trade Construction Contracts (03) Goal - 57.2% (unadjusted) Adjusted HUB Goal: 47.0% (BL, HI) Other HUB Goal: 10.2% (AS, NA, WO) Graduation - \$7,000,000</p>	<p>Object Code - Description 7266 - Maintenance and Repair-Buildings 7343 - Remodeling of Buildings-State Owned 7344 - Remodeling of Buildings-State Leased 7346 - Construction/Improvement of Grounds and Land</p>
<p>Professional Services Contracts (04, 05 & 09) Goal - 20% (unadjusted) Adjusted HUB Goal: 18.1% (BL, HI, WO) Other HUB Goal: 1.9% (AS, NA) Graduation - \$6,000,000 - Financial and Accounting Services - \$5,000,000 - Medical Services - \$4,000,000 - A&E Services</p>	<p>Object Code - Description 7245 - Financial and Accounting Services (04) 7248 - Medical Services (09) 7256 - Architectural/Engineering Services (05) 7298 - Surveying Services (05) - DELETED (See 7253)</p>

<p>Other Services Contracts (06)</p> <p>Goal - 33% (unadjusted) Adjusted HUB Goal: 33.0% (BL, HI, AS, NA, WO) Other HUB Goal: N/A Graduation - \$5,000,000</p>	<p>Object Code - Description</p> <p>7204 - Insurance Premiums 7205 - Employee Bonds 7206 - Service Fee Paid to the Lottery Operator - <i>ADDED</i> 7211 - Awards 7216 - Insurance Premiums-Approved by Board of Insurance 7217 - Employee Bonds-Approved by State Auditor - <i>ADDED</i> 7218 - Publications and Advertisements - <i>ADDED</i> 7239 - Consultant Services-Approved by the Governor 7240 - Consultant Services-Other 7242 - Consultant Services-Computer 7243 - Educational/Training Services 7246 - Legal Services 7249 - Veterinary Services 7253 - Other Professional Services 7255 - Investment Counseling Services 7257 - Legal Services-Approved by State Admin. Hearings 7259 - Race Track Officials 7260 - Maintenance and Repair-Furnishings and Equipment 7262 - Maintenance and Repair-Computer Software 7263 - Maintenance and Repair-Aircraft 7267 - Maintenance and Repair-Computer Equipment 7271 - Maintenance and Repair-Grounds and Land 7272 - Hazardous Waste Disposal Services 7273 - Reproduction and Printing Services 7274 - Temporary Employment Agencies 7275 - Computer Programming Services 7276 - Communication Services 7277 - Cleaning Services 7281 - Advertising Services 7284 - Data Processing Services 7286 - Freight/Delivery Services 7299 - Purchased Contracted Services 7514 - Telecommunications-Maintenance and Repair 7516 - Telecommunications 7526 - Waste Disposal</p>
<p>Commodities Contracts (07 & 08)</p> <p>Goal - 12.6% (unadjusted) Adjusted HUB Goal: 11.5% (BL, HI, WO) Other HUB Goal: 1.1% (AS, NA)</p> <p>Graduation - wholesale (07), 100 full-time equivalent employees Graduation - manufacturers (08), 500 full-time equivalent employees</p>	<p>Object Code - Description</p> <p>7300 - Consumables 7302 - Computer Consumables - DELETED 7304 - Fuels and Lubricants 7307 - Aircraft-Fuels and Lubricants 7309 - Promotional Items 7310 - Chemicals and Gases 7312 - Medical Supplies 7315 - Food Purchased by the State 7316 - Food Purchased for Wards of the State 7322 - Personal Items-Wards of the State 7324 - Credit Card Purchases - <i>ADDED</i> 7325 - Services for Wards of the State 7327 - Credit Card Purchases - <i>ADDED</i> 7328 - Supplies/Materials-Agriculture, Construction, Hardware 7330 - Parts for Furnishings and Equipment</p>

	<p>7331 - Plants 7333 - Fabrics and Linens 7334 - Furnishings and Equipment Inventoried 7335 - Parts for Computer Equipment 7351 - Lease/Purchase-Motor Vehicles/Passenger 7352 - Lease/Purchase-Motor Vehicles/Other 7371 - Purchase of Motor Vehicles-Passenger Cars 7372 - Purchase of Motor Vehicles-Other 7373 - Furnishings and Equipment-Capitalized 7374 - Furnishings and Equipment-Controlled 7375 - Purchase of Aircraft 7376 - Lease/Purchase of Furnishing and Equipment 7377 - Computer Equipment - Inventoried - <i>ADDED</i> 7378 - Computer Equipment-Controlled 7379 - Computer Equipment-Capitalized 7380 - Purchase of Computer Software 7384 - Purchase of Animals-Non-Capitalized 7385 - Lease Purchase of Computer Equipment 7386 - Purchase of Animals-Capitalized 7387 - Purchase of Computer Software-Capitalized 7391 - Central Supply Retail Store 7393 - Merchandise Purchased for Resale 7394 - Raw Material Purchases 7406 - Rental of Furnishings and Equipment 7411 - Rental of Computer Equipment 7415 - Rental of Computer Software 7442 - Rental of Motor Vehicles 7445 - Rental of Aircraft 7449 - Rental of Marine Equipment 7510 - Parts for Telecommunications Equipment 7517 - Telecommunication Equipment - Inventoried - <i>ADDED</i> 7519 - Lease Purchase of Telecommunication - <i>ADDED</i> 7520 - Telecommunications Equipment - Capitalized 7522 - Telecommunications Equipment - Rental 7523 - Telecommunications Equipment - Controlled</p>
--	--

HUB Description Legend:

AS - Asian Pacific American

BL - Black American

HI - Hispanic American

NA - Native American

WO - Woman (All women of any ethnicity excluding NA, AS, BL and HI women)

ATTACHMENT B

DOWNLOADING INSTRUCTIONS USING THE INTERNET

If you use **Internet...**

The GSC Information Server is available through the Internet based World-Wide-Web. Although there are alternatives to connect to this data, the preferred method is through the Internet using a Web browser (like Netscape, Mosaic, etc.). Using a Web browser, access is available through <http://www.gsc.state.tx.us> (GSC home page).

- > **Select General Services Commission**
- > You will see **Procurement**
- > Scroll down (using the "mouse") to **Historically Underutilized Business (HUB) Information**
- > Select the subsection you want, for e.g., for FY '99:
 - > **FY99 HUB Report, Detail by Agency**
 - > **FY99 HUB Report, Detail by Object Code**
- > For **FY99 HUB Report, Detail by Agency**, scroll down (using the "mouse") and select the agency you want to print. At this point, you can print the detail information.
- > For **FY99 HUB Report, Detail by Object Code**, scroll down (using the "mouse") and select the object code you want to view. At this point you can print the detail information.
- > To download an agency's section, select:
 - > File
 - > Save As
 - > You may rename your document or use the name of the original file.
 - > Save the download under the word processing software that you use.
- > To retrieve your file, select:
 - > File
 - > Open
- > The document will need to be converted to ASCII format (please consult with your programmer for instructions).



ATTACHMENT C

LAYOUT RECORD FOR DOWNLOADING

RECORD FORMAT FOR DOWNLOADING HUB_NAME.DAT...**FLAT ASCII FILE OF HUBS, IN THE FOLLOWING DOWNLOAD FORMAT:**

VENDOR ID NUMBER	13 CHARACTERS
VENDOR NAME	40 CHARACTERS
VENDOR ADDRESS LINE 1	40 CHARACTERS
VENDOR ADDRESS LINE 2	40 CHARACTERS
CITY	25 CHARACTERS
STATE	2 CHARACTERS
ZIP CODE	10 CHARACTERS
FOREIGN ADDRESS	40 CHARACTERS (If applicable. If this field is present, the city, state and zip code fields are blank)
PHONE NUMBER	20 CHARACTERS
FAX NUMBER	20 CHARACTERS
GENDER	1 CHARACTER (M or F)
ETHNIC CODE	2 CHARACTERS BL = BLACK AS = ASIAN HI = HISPANIC NA = NATIVE AMERICAN WO = WOMAN OWNED
STATUS CODE	1 CHARACTER (If 'N': Not a HUB; If 'A': Current HUB; If 'R': Rejected as a HUB do not count as HUB; If 'X', 'M', 'V', 'I', 'D', 'O', 'G': Inactive HUB; Look at HUB-DATE-OFF (To get credit, this date must be in current fiscal year)
COUNTY	13 CHARACTERS
BUSINESS DESCRIPTION	254 CHARACTERS
VENDOR_NUMBER	6 CHARACTERS
HUB-DATE-OFF	11 CHARACTERS In format: '01-JAN-1995'
CONTACT NAME	50 CHARACTERS
TEXAS OFFICE FLAG	1 CHARACTER (Y or BLANK)
INTERNET ADDRESS	50 CHARACTERS
QISV FLAG	1 CHARACTER (Y or BLANK)
LONE STAR FLAG	1 CHARACTER (Y or BLANK)
SMALL BUSINESS FLAG	1 CHARACTER (Y or BLANK)
TOTAL:	642 CHARACTERS

THIS FILE IS ALSO AVAILABLE IN ZIPPED FORMAT: HUB_NAME.ZIP. THERE IS ALSO THE PKUNZIP.EXE UTILITY TO UNCOMPRESS THE ZIP FILE. (SAME DIRECTORY AS THIS).



General Services Commission

1711 San Jacinto Blvd.
P.O. Box 13047
Austin, Texas 78711-3047

Commissioners

Gene Shull (Chairman), Tomas Cardenas, Jr., P.E.,
Jim Cox, Dionicio Vidal Flores, P.E., Fred N. Moses, Barbara Rusling

Interim Executive Director

Carl Mullen