




# Texas Parks and Wildlife Department **Annual Financial Report**

For the Fiscal Year Ended  
August 31, 2019





Life's better outside.®

Commissioners

S. Reed Morlan  
Chairman  
Houston

Arch "Beaver" Aplin, III  
Vice-Chairman  
Lake Jackson

James E. Abell  
Kilgore

Oliver J. Bell  
Cleveland

Anna B. Galo  
Laredo

Jeffery D. Hildebrand  
Houston

Jeanne W. Latimer  
San Antonio

Robert L. "Bobby" Patton, Jr.  
Fort Worth

Dick Scott  
Wimberley

Lee M. Bass  
Chairman-Emeritus  
Fort Worth

T. Dan Friedkin  
Chairman-Emeritus  
Houston

---

Carter P. Smith  
Executive Director

November 20, 2019

The Honorable Greg Abbott, Governor  
The Honorable Glenn Hegar, Texas Comptroller  
Sarah Keyton, Assistant Director, Legislative Budget Board  
John McGeady, Assistant Director, Legislative Budget Board  
Lisa Collier, CPA, CFE, CIDA, First Assistant State Auditor


Dear Governor Abbott, Comptroller Hegar, Ms. Keyton, Mr. McGeady and  
Ms. Collier:

We are pleased to submit the annual financial report of the Texas Parks and  
Wildlife Department for the year ended August 31, 2019, in compliance with  
Texas Government Code Annotated, Section 2101.011, and in accordance with  
the requirements established by the Comptroller of Public Accounts.

Due to the statewide requirements embedded in Governmental Accounting  
Standards Board (GASB) Statement No. 34, *Basic Financial Statements – and  
Management's Discussion and Analysis – for State and Local Governments*,  
the Comptroller of Public Accounts does not require the accompanying annual  
financial report to comply with all the requirements in this statement. The  
financial report will be considered for audit by the state auditor as part of the  
audit of the State of Texas *Comprehensive Annual Financial Report (CAFR)*;  
therefore, an opinion has not been expressed on the financial statements and  
related information contained in this report.

If you have any questions, please contact Ms. Sylvette L. Ford, at (512) 389-  
4719. Mr. Brock Talley may be contacted at (512) 389-8679 for questions  
related to the Schedule of Expenditures of Federal Awards.

Sincerely,




Michael J. Jensen  
Chief Financial Officer






# Texas Parks and Wildlife Commission



**S. Reed Morian**  
Chairman  
Houston



**Arch "Beaver" Aplin, III**  
Vice-Chairman  
Lake Jackson




**James E. Abell**  
Kilgore




**Oliver J. Bell**  
Cleveland




**Anna B. Galo**  
Laredo




**Jeffery D. Hildebrand**  
Houston




**Jeanne W. Latimer**  
San Antonio




**Robert L. "Bobby" Patton, Jr.**  
Fort Worth



**Dick Scott**  
Wimberley



**Lee M. Bass**  
Chairman-Emeritus  
Fort Worth



**T. Dan Friedkin**  
Chairman-Emeritus  
Houston



# Table of Contents

## Letter of Transmittal

|  | <u>Page</u> |
|--|-------------|
| <b>Government-wide Financial Statements:</b>   |             |
| I Combined Balance Sheet/Statement of Net Position - Governmental Funds.....   | 1           |
| II Combined Statement of Revenues, Expenditures and Changes in Fund Balances/Statement of Activities - Governmental Funds..... | 3           |
| VI Combined Statement of Fiduciary Net Position.....   | 5           |

## Fund Financial Statements:

|  |    |
|--|----|
| A-1 Combining Balance Sheet - All General and Consolidated Funds.....  | 6  |
| A-2 Combining Statement of Revenues, Expenditures and Changes in Fund Balances - All General and Consolidated Funds..... | 9  |
| C-1 Combining Balance Sheet - Debt Service Funds.....  | 12 |
| C-2 Combining Statement of Revenues, Expenditures and Changes in Fund Balances - Debt Service Funds.....                 | 13 |
| D-1 Combining Balance Sheet - Capital Projects Funds.....  | 14 |
| D-2 Combining Statement of Revenues, Expenditures and Changes in Fund Balances - Capital Projects Funds.....             | 16 |
| E-1 Combining Balance Sheet - Permanent Funds.....   | 18 |
| E-2 Combining Statement of Revenues, Expenditures and Changes in Fund Balances - Permanent Funds.....                    | 19 |
| J-1 Combining Statement of Changes in Assets and Liabilities - Agency Funds.....   | 20 |

## Notes to the Financial Statements:

|   |    |
|---|----|
| 1 Summary of Significant Accounting Policies.....   | 23 |
| 2 Capital Assets.....   | 32 |
| 3 Deposits, Investments and Repurchase Agreements.....                                    | 34 |
| 4 Short-Term Debt - Not Applicable.....   | 35 |
| 5 Long-Term Liabilities.....  | 36 |
| 6 Bonded Indebtedness - Not Applicable.....   | 38 |
| 7 Derivatives - Not Applicable.....   | 39 |
| 8 Leases.....   | 40 |
| 9 Defined Benefit Pension Plans and Defined Contribution Plan - Not Applicable.....       | 41 |
| 10 Deferred Compensation - Not Applicable.....  | 42 |
| 11 Postemployment Benefits Other than Pensions - Not Applicable.....                      | 43 |
| 12 Interfund Activity and Transactions.....   | 44 |
| 13 Continuance Subject to Review.....   | 45 |
| 14 Adjustments to Fund Balances and Net Position.....                                     | 46 |
| 15 Contingencies and Commitments.....   | 47 |
| 16 Subsequent Events - Not Applicable.....  | 49 |
| 17 Risk Management.....   | 50 |
| 18 Management's Discussion and Analysis (MD&A) - Not Applicable.....                      | 53 |
| 19 The Financial Reporting Entity.....  | 54 |
| 20 Stewardship, Compliance and Accountability.....  | 55 |
| 21 Not Applicable to the AFR.....   | 56 |
| 22 Donor Restricted Endowments.....   | 57 |
| 23 Extraordinary and Special Items - Not Applicable.....                                  | 58 |
| 24 Disaggregation of Receivable and Payable Balances - Not Applicable.....                | 59 |
| 25 Termination Benefits - Not Applicable.....   | 60 |
| 26 Segment Information - Not Applicable.....  | 61 |
| 27 Service Concession Arrangements - Not Applicable.....                                  | 62 |
| 28 Deferred Outflows of Resources and Deferred Inflows of Resources - Not Applicable..... | 63 |
| 29 Troubled Debt Restructuring - Not Applicable.....                                      | 64 |
| 30 Non-Exchange Financial Guarantees - Not Applicable.....                                | 65 |
| 31 Tax Abatements - Not Applicable.....   | 66 |
| 32 Governmental Fund Balances.....  | 67 |

## Supplementary Schedules:

|  |    |
|--|----|
| 1A Schedule of Expenditures of Federal Awards.....                   | 71 |
| 1B Schedule of State Grant Pass-Throughs From/To State Agencies..... | 80 |

## Letter of Transmittal

## Annual Report of Nonfinancial Data:

|   | <u>Page</u> |
|---|-------------|
| Schedule of Bonded Employees.....                                       | 82          |
| Schedule of Space Occupied.....   | 83          |
| Schedule of Professional/Consulting Fees and Legal Service Fees.....    | 97          |
| Schedule of Aircraft Operation.....                                     | 102         |
| Schedule of Itemized Purchase.....                                      | 112         |
| HUB Strategic Plan Progress Form.....                                   | 114         |
| Appropriation Item Transfer Schedule.....                               | 115         |
| Schedule of Vehicles Purchased.....                                     | 117         |
| Schedule of State-Owned or Leased Vehicles Used by State Employees..... | 121         |

## Master File Report Verification Form







# Government-wide Financial Statements





UNAUDITED

Texas Parks and Wildlife Department (802)  
**EXHIBIT I - COMBINED BALANCE SHEET/STATEMENT OF NET POSITION - Governmental Funds**  
 August 31, 2019

|   | GENERAL<br>(EXHIBIT A-1) | DEBT<br>SERVICE<br>(EXHIBIT C-1) | CAPITAL<br>PROJECTS<br>(EXHIBIT D-1) | PERMANENT<br>(EXHIBIT E-1) | GOVERNMENTAL<br>FUNDS<br>2019 |
|---|--------------------------|----------------------------------|--------------------------------------|----------------------------|-------------------------------|
| <b>ASSETS</b>   |                          |                                  |                                      |                            |                               |
| Current Assets:   |                          |                                  |                                      |                            |                               |
| Cash and Cash Equivalents (Note 3)  |                          |                                  |                                      |                            |                               |
| Cash on Hand  | \$ 383,602.12            | \$ -                             | \$ -                                 | \$ -                       | \$ 383,602.12                 |
| Cash in Bank  | 12,938,651.94            | -                                | -                                    | -                          | 12,938,651.94                 |
| Cash in State Treasury  | 309,076,101.10           | 15.77                            | -                                    | 656,537.69                 | 309,732,654.56                |
| Legislative Appropriations  | 12,286,625.20            | -                                | -                                    | -                          | 12,286,625.20                 |
| Receivables from:   |                          |                                  |                                      |                            |                               |
| Federal   | 12,486,570.89            | -                                | -                                    | -                          | 12,486,570.89                 |
| Interest and Dividends  | 268,227.18               | (0.01)                           | -                                    | 1,299.60                   | 269,526.77                    |
| Accounts Receivables, Net   | 1,116,146.39             | -                                | -                                    | -                          | 1,116,146.39                  |
| Due From Other Agencies   | 4,801,395.38             | -                                | 96,017.13                            | -                          | 4,897,412.51                  |
| Consumable Inventories  | 2,576,503.76             | -                                | -                                    | -                          | 2,576,503.76                  |
| Merchandise Inventories   | 1,109,936.28             | -                                | -                                    | -                          | 1,109,936.28                  |
| <b>Total Current Assets</b>   | <b>357,043,760.24</b>    | <b>15.76</b>                     | <b>96,017.13</b>                     | <b>657,837.29</b>          | <b>357,797,630.42</b>         |
| Non-Current Assets:   |                          |                                  |                                      |                            |                               |
| Capital Assets (Note 2):  |                          |                                  |                                      |                            |                               |
| Non-Depreciable/Non-Amortizable   |                          |                                  |                                      |                            |                               |
| Infrastructure  | -                        | -                                | -                                    | -                          | -                             |
| Construction in Progress  | -                        | -                                | -                                    | -                          | -                             |
| Other Capital Assets  | -                        | -                                | -                                    | -                          | -                             |
| Land and Land Improvements  | -                        | -                                | -                                    | -                          | -                             |
| Land Use Rights-Permanent   | -                        | -                                | -                                    | -                          | -                             |
| Depreciable/Amortizable   |                          |                                  |                                      |                            |                               |
| Vehicles, Boats, and Aircraft, Net  | -                        | -                                | -                                    | -                          | -                             |
| Furniture and Equipment, Net  | -                        | -                                | -                                    | -                          | -                             |
| Building and Building Improvements, Net                                   | -                        | -                                | -                                    | -                          | -                             |
| Infrastructure, Net   | -                        | -                                | -                                    | -                          | -                             |
| Facilities and Other Improvements, Net                                    | -                        | -                                | -                                    | -                          | -                             |
| Other Capital Assets, Net   | -                        | -                                | -                                    | -                          | -                             |
| <b>Total Non-Current Assets</b>   | <b>-</b>                 | <b>-</b>                         | <b>-</b>                             | <b>-</b>                   | <b>-</b>                      |
| <b>TOTAL ASSETS</b>   | <b>\$ 357,043,760.24</b> | <b>\$ 15.76</b>                  | <b>\$ 96,017.13</b>                  | <b>\$ 657,837.29</b>       | <b>\$ 357,797,630.42</b>      |
| <b>DEFERRED OUTFLOWS OF RESOURCES</b>                                     |                          |                                  |                                      |                            |                               |
| Deferred Outflows of Resources (Note 28)                                  | -                        | -                                | -                                    | -                          | -                             |
| <b>TOTAL DEFERRED OUTFLOWS OF RESOURCES</b>                               | <b>\$ -</b>              | <b>\$ -</b>                      | <b>\$ -</b>                          | <b>\$ -</b>                | <b>\$ -</b>                   |
| <b>LIABILITIES, DEFERRED INFLOWS OF RESOURCES AND FUND BALANCES</b>       |                          |                                  |                                      |                            |                               |
| Current Liabilities:  |                          |                                  |                                      |                            |                               |
| Payables from:  |                          |                                  |                                      |                            |                               |
| Accounts  | \$ 14,391,484.21         | \$ -                             | \$ 96,017.13                         | \$ -                       | \$ 14,487,501.34              |
| Payroll   | 21,851,829.62            | -                                | -                                    | -                          | 21,851,829.62                 |
| Due To Other Funds  | 16.98                    | -                                | -                                    | -                          | 16.98                         |
| Due To Other Agencies   | 10,404,313.08            | -                                | -                                    | -                          | 10,404,313.08                 |
| Unearned Revenues   | 5,936,745.34             | -                                | -                                    | -                          | 5,936,745.34                  |
| Employees' Compensable Leave (Note 5)                                     | -                        | -                                | -                                    | -                          | -                             |
| Pollution Remediation Obligations (Note 5)                                | -                        | -                                | -                                    | -                          | -                             |
| <b>Total Current Liabilities</b>  | <b>62,584,389.23</b>     | <b>-</b>                         | <b>96,017.13</b>                     | <b>-</b>                   | <b>62,680,406.36</b>          |
| Non-Current Liabilities:  |                          |                                  |                                      |                            |                               |
| Claims and Judgment (Note 5)  | -                        | -                                | -                                    | -                          | -                             |
| Employees' Compensable Leave (Note 5)                                     | -                        | -                                | -                                    | -                          | -                             |
| <b>Total Non-Current Liabilities</b>                                      | <b>-</b>                 | <b>-</b>                         | <b>-</b>                             | <b>-</b>                   | <b>-</b>                      |
| <b>TOTAL LIABILITIES</b>  | <b>62,584,389.23</b>     | <b>-</b>                         | <b>96,017.13</b>                     | <b>-</b>                   | <b>62,680,406.36</b>          |
| <b>DEFERRED INFLOWS OF RESOURCES</b>                                      |                          |                                  |                                      |                            |                               |
| Deferred Inflows of Resources (Note 28)                                   | -                        | -                                | -                                    | -                          | -                             |
| <b>TOTAL DEFERRED INFLOWS OF RESOURCES</b>                                | <b>-</b>                 | <b>-</b>                         | <b>-</b>                             | <b>-</b>                   | <b>-</b>                      |
| <b>FUND FINANCIAL STATEMENT</b>   |                          |                                  |                                      |                            |                               |
| Fund Balances (Deficits):   |                          |                                  |                                      |                            |                               |
| Nonspendable  | 23,686,440.04            | -                                | -                                    | 287,277.24                 | 23,973,717.28                 |
| Restricted  | 112,160,401.58           | 15.76                            | -                                    | 370,560.05                 | 112,530,977.39                |
| Committed   | 168,881,024.75           | -                                | -                                    | -                          | 168,881,024.75                |
| Assigned  | -                        | -                                | -                                    | -                          | -                             |
| Unassigned  | (268,495.36)             | -                                | -                                    | -                          | (268,495.36)                  |
| <b>Total Fund Balances *</b>  | <b>304,459,371.01</b>    | <b>15.76</b>                     | <b>-</b>                             | <b>657,837.29</b>          | <b>305,117,224.06</b>         |
| <b>TOTAL LIABILITIES, DEFERRED INFLOWS OF RESOURCES AND FUND BALANCES</b> | <b>\$ 357,043,760.24</b> | <b>\$ 15.76</b>                  | <b>\$ 96,017.13</b>                  | <b>\$ 657,837.29</b>       | <b>\$ 357,797,630.42</b>      |
| <b>GOVERNMENT-WIDE STATEMENT OF NET POSITION</b>                          |                          |                                  |                                      |                            |                               |
| Net Position  |                          |                                  |                                      |                            |                               |
| Net Investment in Capital Assets  |                          |                                  |                                      |                            |                               |
| Restricted For  |                          |                                  |                                      |                            |                               |
| Debt Service  |                          |                                  |                                      |                            |                               |
| Capital Projects  |                          |                                  |                                      |                            |                               |
| Employee Benefits   |                          |                                  |                                      |                            |                               |
| Funds Held as Permanent Investments:                                      |                          |                                  |                                      |                            |                               |
| Expendable  |                          |                                  |                                      | 370,560.05                 |                               |
| Nonexpendable   |                          |                                  |                                      | 287,277.24                 |                               |
| Other   |                          |                                  |                                      |                            |                               |
| Unrestricted  |                          |                                  |                                      |                            |                               |
| <b>TOTAL NET POSITION</b>   | <b>304,459,371.01</b>    | <b>15.76</b>                     | <b>96,017.13</b>                     | <b>657,837.29</b>          | <b>305,117,224.06</b>         |

\* Column totals should agree to Exhibit II column totals  
 The accompanying notes to the financial statements are an integral part of this statement



UNAUDITED

Texas Parks and Wildlife Department (802)  
 EXHIBIT I - COMBINED BALANCE SHEET/STATEMENT OF NET POSITION - Governmental Funds  
 August 31, 2019

|   | CAPITAL<br>ASSETS<br>ADJUSTMENTS | LONG-TERM<br>LIABILITIES<br>ADJUSTMENTS | OTHER<br>ADJUSTMENTS | STATEMENT<br>OF<br>NET POSITION |
|---|----------------------------------|---|----------------------|---------------------------------|
| <b>ASSETS</b>   |                                  |   |                      |                                 |
| Current Assets:   |                                  |   |                      |                                 |
| Cash and Cash Equivalents (Note 3)  |                                  |   |                      |                                 |
| Cash on Hand  | \$ -                             | \$ -                                    | \$ -                 | \$ 383,602.12                   |
| Cash in Bank  | -                                | -                                       | -                    | 12,938,651.94                   |
| Cash in State Treasury  | -                                | -                                       | -                    | 309,732,654.56                  |
| Legislative Appropriations  | -                                | -                                       | -                    | 12,286,625.20                   |
| Receivables from:   |                                  |   |                      |                                 |
| Federal   | -                                | -                                       | -                    | 12,486,570.89                   |
| Interest and Dividends  | -                                | -                                       | -                    | 269,526.77                      |
| Accounts Receivables, Net   | -                                | -                                       | -                    | 1,116,146.39                    |
| Due From Other Agencies   | -                                | -                                       | -                    | 4,897,412.51                    |
| Consumable Inventories  | -                                | -                                       | -                    | 2,576,503.76                    |
| Merchandise Inventories   | -                                | -                                       | -                    | 1,109,936.28                    |
| <b>Total Current Assets</b>   | -                                | -                                       | -                    | <b>357,797,630.42</b>           |
| Non-Current Assets:   |                                  |   |                      |                                 |
| Capital Assets (Note 2):  |                                  |   |                      |                                 |
| Non-Depreciable/Non-Amortizable   |                                  |   |                      |                                 |
| Infrastructure, Net   | 265,393.82                       | -                                       | -                    | 265,393.82                      |
| Construction in Progress  | 108,903,434.59                   | -                                       | -                    | 108,903,434.59                  |
| Other Capital Assets, Net   | 42,685,231.08                    | -                                       | -                    | 42,685,231.08                   |
| Land and Land Improvements  | 325,388,463.21                   | -                                       | -                    | 325,388,463.21                  |
| Land Use Rights-Permanent   | 1,865,409.25                     | -                                       | -                    | 1,865,409.25                    |
| Depreciable/Amortizable   |                                  |   |                      |                                 |
| Vehicles, Boats, and Aircraft, Net  | 30,901,875.04                    | -                                       | -                    | 30,901,875.04                   |
| Furniture and Equipment, Net  | 14,893,384.74                    | -                                       | -                    | 14,893,384.74                   |
| Building and Building Improvements, Net                                   | 97,701,385.40                    | -                                       | -                    | 97,701,385.40                   |
| Infrastructure, Net   | 66,170,581.15                    | -                                       | -                    | 66,170,581.15                   |
| Facilities and Other Improvements, Net                                    | 31,122,053.92                    | -                                       | -                    | 31,122,053.92                   |
| Other Capital Assets, Net   | 129,531.98                       | -                                       | -                    | 129,531.98                      |
| <b>Total Non-Current Assets</b>   | <b>720,026,744.18</b>            | -                                       | -                    | <b>720,026,744.18</b>           |
| <b>TOTAL ASSETS</b>   | <b>\$ 720,026,744.18</b>         | <b>\$ -</b>                             | <b>\$ -</b>          | <b>\$ 1,077,824,374.60</b>      |
| <b>DEFERRED OUTFLOWS OF RESOURCES</b>                                     |                                  |   |                      |                                 |
| Deferred Outflows of Resources (Note 28)                                  | -                                | -                                       | -                    | -                               |
| <b>TOTAL DEFERRED OUTFLOWS OF RESOURCES</b>                               | <b>\$ -</b>                      | <b>\$ -</b>                             | <b>\$ -</b>          | <b>\$ -</b>                     |
| <b>LIABILITIES, DEFERRED INFLOWS OF RESOURCES AND FUND BALANCES</b>       |                                  |   |                      |                                 |
| Current Liabilities:  |                                  |   |                      |                                 |
| Payables from:  |                                  |   |                      |                                 |
| Accounts  | \$ -                             | \$ -                                    | \$ -                 | \$ 14,487,501.34                |
| Payroll   | -                                | -                                       | -                    | 21,851,829.62                   |
| Due To Other Funds  | -                                | -                                       | -                    | 16.98                           |
| Due To Other Agencies   | -                                | -                                       | -                    | 10,404,313.08                   |
| Unearned Revenues   | -                                | -                                       | -                    | 5,936,745.34                    |
| Employees' Compensable Leave (Note 5)                                     | -                                | 17,752,063.84                           | -                    | 17,752,063.84                   |
| Pollution Remediation Obligations (Note 5)                                | -                                | 416,244.02                              | -                    | 416,244.02                      |
| <b>Total Current Liabilities</b>  | -                                | <b>18,168,307.86</b>                    | -                    | <b>70,848,714.22</b>            |
| Non-Current Liabilities:  |                                  |   |                      |                                 |
| Claims and Judgment (Note 5)  | -                                | 2,715.38                                | -                    | 2,715.38                        |
| Employees' Compensable Leave (Note 5)                                     | -                                | 10,536,336.87                           | -                    | 10,536,336.87                   |
| <b>Total Non-Current Liabilities</b>                                      | -                                | <b>10,539,052.25</b>                    | -                    | <b>10,539,052.25</b>            |
| <b>TOTAL LIABILITIES</b>  | -                                | <b>28,707,360.11</b>                    | -                    | <b>81,387,766.47</b>            |
| <b>DEFERRED INFLOWS OF RESOURCES</b>                                      |                                  |   |                      |                                 |
| Deferred Inflows of Resources (Note 28)                                   | -                                | -                                       | -                    | -                               |
| <b>TOTAL DEFERRED INFLOWS OF RESOURCES</b>                                | -                                | -                                       | -                    | -                               |
| <b>FUND FINANCIAL STATEMENT</b>   |                                  |   |                      |                                 |
| Fund Balances (Deficits):   |                                  |   |                      |                                 |
| Nonspendable  |                                  |   |                      | 23,973,717.28                   |
| Restricted  |                                  |   |                      | 112,530,977.39                  |
| Committed   |                                  |   |                      | 168,881,024.75                  |
| Assigned  |                                  |   |                      | -                               |
| Unassigned  |                                  |   |                      | (268,495.36)                    |
| <b>Total Fund Balances</b>  |                                  |   |                      | <b>305,117,224.06</b>           |
| <b>TOTAL LIABILITIES, DEFERRED INFLOWS OF RESOURCES AND FUND BALANCES</b> |                                  |   |                      |                                 |
| <b>GOVERNMENT-WIDE STATEMENT OF NET POSITION</b>                          |                                  |   |                      |                                 |
| Net Position  |                                  |   |                      |                                 |
| Net Investment in Capital Assets  | \$ 720,026,744.18                | \$ -                                    | \$ -                 | \$ 720,026,744.18               |
| Restricted For:   |                                  |   |                      |                                 |
| Debt Service  | -                                | -                                       | -                    | -                               |
| Capital Projects  | -                                | -                                       | -                    | -                               |
| Employee Benefits   | -                                | -                                       | -                    | -                               |
| Funds Held as Permanent Investments:                                      |                                  |   |                      |                                 |
| Expendable  | -                                | -                                       | -                    | -                               |
| Nonexpendable   | -                                | -                                       | -                    | -                               |
| Other   | -                                | -                                       | -                    | -                               |
| Unrestricted  | \$ -                             | (28,707,360.11)                         | \$ -                 | \$ (28,707,360.11)              |
| <b>TOTAL NET POSITION *</b>   | <b>\$ 720,026,744.18</b>         | <b>\$ (28,707,360.11)</b>               | <b>\$ -</b>          | <b>\$ 996,436,608.13</b>        |

\* Column totals should agree to Exhibit II column totals  
 The accompanying notes to the financial statements are an integral part of this statement



UNAUDITED

**Texas Parks and Wildlife Department (802)**  
**EXHIBIT II - COMBINED STATEMENT OF REVENUES, EXPENDITURES AND**  
**CHANGES IN FUND BALANCES/STATEMENT OF ACTIVITIES - Governmental Funds**  
 For the Fiscal Year Ended August 31, 2019

|  | GENERAL FUNDS<br>(EXHIBIT A-2) | DEBIT SERVICE FUNDS<br>(EXHIBIT C-2) | CAPITAL PROJECTS FUNDS<br>(EXHIBIT D-2) | PERMANENT FUNDS<br>(EXHIBIT E-2) | GOVERNMENTAL FUNDS TOTAL |
|--|--------------------------------|--------------------------------------|---|----------------------------------|--------------------------|
| <b>REVENUES</b>  |                                |                                      |   |                                  |                          |
| Legislative Appropriations:  |                                |                                      |   |                                  |                          |
| Original Appropriations (GR)   | \$ 26,951,874.28               | \$ -                                 | \$ -                                    | \$ -                             | \$ 26,951,874.28         |
| Additional Appropriations (GR)   | 8,318,972.29                   | -                                    | -                                       | -                                | 8,318,972.29             |
| Federal Revenue (PR-Operating Grants & Contr) (Schedule 1A)                  | 66,148,381.36                  | -                                    | -                                       | -                                | 66,148,381.36            |
| Federal Pass-Through Revenue (PR-Operating Grants & Contr) (Schedule 1A)     | 3,157,791.22                   | -                                    | -                                       | -                                | 3,157,791.22             |
| State Grant Pass-Through Revenue (PR-Operating Grants & Contr) (Schedule 1B) | 174,714.46                     | -                                    | -                                       | -                                | 174,714.46               |
| Licenses, Fees and Permits (PR-Chg for Serv)                                 | 182,807,684.84                 | -                                    | -                                       | -                                | 182,807,684.84           |
| Interest, Dividend and Other Income (GR)                                     | 3,377,947.57                   | 271.15                               | -                                       | 15,716.99                        | 3,393,935.71             |
| Land Income (PR-Chg for Serv)  | 4,661,373.58                   | -                                    | -                                       | -                                | 4,661,373.58             |
| Settlement of Claims (GR)  | 353,082.76                     | -                                    | -                                       | -                                | 353,082.76               |
| Sales of Goods and Services (PR-Chg for Serv)                                | 3,095,874.69                   | -                                    | -                                       | -                                | 3,095,874.69             |
| Other (PR-Operating Grants & Contr)  | 8,138,591.50                   | -                                    | -                                       | -                                | 8,138,591.50             |
| Other (GR)   | 2,712,365.27                   | -                                    | -                                       | -                                | 2,712,365.27             |
| <b>TOTAL REVENUES</b>  | <b>309,898,653.82</b>          | <b>271.15</b>                        | <b>-</b>                                | <b>15,716.99</b>                 | <b>309,914,641.96</b>    |
| <b>EXPENDITURES</b>  |                                |                                      |   |                                  |                          |
| Salaries and Wages   | 172,139,039.73                 | -                                    | 341,412.89                              | -                                | 172,480,452.62           |
| Payroll Related Costs  | 74,633,490.92                  | -                                    | 103,000.97                              | -                                | 74,736,491.89            |
| Professional Fees and Services   | 11,398,429.64                  | -                                    | 970,179.57                              | -                                | 12,368,609.21            |
| Travel   | 3,245,679.09                   | -                                    | 7,978.17                                | -                                | 3,253,657.26             |
| Materials and Supplies   | 29,540,100.14                  | -                                    | 2,392.70                                | -                                | 29,542,492.84            |
| Communication and Utilities  | 14,385,345.77                  | -                                    | -                                       | -                                | 14,385,345.77            |
| Repairs and Maintenance  | 16,551,384.22                  | -                                    | 952,334.59                              | -                                | 17,503,718.81            |
| Rentals and Leases   | 4,622,733.33                   | -                                    | -                                       | -                                | 4,622,733.33             |
| Printing and Reproduction  | 1,622,691.37                   | -                                    | 1,202.44                                | -                                | 1,623,893.81             |
| Claims and Judgements (Note 17)  | 165,216.97                     | -                                    | -                                       | -                                | 165,216.97               |
| Federal Pass-Through Expenditure (Schedule 1A)                               | 2,877,908.84                   | -                                    | -                                       | -                                | 2,877,908.84             |
| State Grant Pass-Through Expenditure (Schedule 1B)                           | 1,568,035.73                   | -                                    | -                                       | -                                | 1,568,035.73             |
| Intergovernmental Payments   | 16,077,962.58                  | -                                    | -                                       | -                                | 16,077,962.58            |
| Public Assistance Payments   | 7,821,228.08                   | -                                    | -                                       | -                                | 7,821,228.08             |
| Other Expenditures   | 21,376,330.64                  | -                                    | 82,467.69                               | -                                | 21,458,798.33            |
| Capital Outlay   | 31,442,406.22                  | -                                    | 2,555,134.62                            | -                                | 33,997,540.84            |
| Depreciation and Amortization Expense  | -                              | -                                    | -                                       | -                                | -                        |
| Pollution Remediation Obligation (Note 5)                                    | -                              | -                                    | -                                       | -                                | -                        |
| <b>TOTAL EXPENDITURES/EXPENSES</b>   | <b>409,467,983.27</b>          | <b>-</b>                             | <b>5,016,103.64</b>                     | <b>-</b>                         | <b>414,484,086.91</b>    |
| Excess (Deficiency) of Revenues<br>Over (Under) Expenditures                 | (99,569,329.45)                | 271.15                               | (5,016,103.64)                          | 15,716.99                        | (104,569,444.95)         |
| <b>OTHER FINANCING SOURCES (USES)</b>  |                                |                                      |   |                                  |                          |
| Sale of Capital Assets   | 2,291,270.16                   | -                                    | -                                       | -                                | 2,291,270.16             |
| Transfers-In   | 129,272,439.61                 | -                                    | 7,168,499.76                            | -                                | 136,440,939.37           |
| Transfers-Out  | (2,853,298.39)                 | (318.87)                             | (2,073,310.92)                          | -                                | (4,926,928.18)           |
| Insurance Recoveries   | 50,453.57                      | -                                    | -                                       | -                                | 50,453.57                |
| Capital Grants & Contributions-Other Capital Grant Revenue                   | -                              | -                                    | -                                       | -                                | -                        |
| Gain (Loss) on Sale of Capital Assets  | -                              | -                                    | -                                       | -                                | -                        |
| Increase Net Position-Interagency Transfer Capital Asset                     | -                              | -                                    | -                                       | -                                | -                        |
| Decrease Net Position-Interagency Transfer Capital Asset                     | -                              | -                                    | -                                       | -                                | -                        |
| <b>TOTAL OTHER FINANCING SOURCES (USES)</b>                                  | <b>128,760,864.95</b>          | <b>(318.87)</b>                      | <b>5,095,188.84</b>                     | <b>-</b>                         | <b>133,855,734.92</b>    |
| <b>SPECIAL ITEMS</b>   |                                |                                      |   |                                  |                          |
| Proceeds from Sale of Park Land  | -                              | -                                    | -                                       | -                                | -                        |
| <b>EXTRAORDINARY ITEMS</b>   |                                |                                      |   |                                  |                          |
| Natural Disaster   | -                              | -                                    | -                                       | -                                | -                        |
| Net Change in Fund Balances/Net Position                                     | 29,191,535.50                  | (47.72)                              | 79,085.20                               | 15,716.99                        | 29,286,289.97            |
| <b>FUND FINANCIAL STATEMENT - FUND BALANCES</b>                              |                                |                                      |   |                                  |                          |
| Fund Balances, September 1, 2018   | 275,552,444.18                 | 63.48                                | (79,085.20)                             | 642,120.30                       | 276,115,542.76           |
| Restatements (Note 14)   | -                              | -                                    | -                                       | -                                | -                        |
| Fund Balances, September 1, 2018, as Restated                                | 275,552,444.18                 | 63.48                                | (79,085.20)                             | 642,120.30                       | 276,115,542.76           |
| Appropriations Lapsed  | (284,608.67)                   | -                                    | -                                       | -                                | (284,608.67)             |
| <b>FUND BALANCES, AUGUST 31, 2019</b>  | <b>\$ 304,459,371.01</b>       | <b>\$ 15.76</b>                      | <b>\$ (0.00)</b>                        | <b>\$ 657,837.29</b>             | <b>\$ 305,117,224.06</b> |
| <b>GOVERNMENT-WIDE STATEMENT OF NET POSITION</b>                             |                                |                                      |   |                                  |                          |
| Net Position/Net Change in Net Position                                      |                                |                                      |   |                                  | 305,117,224.06           |
| Net Position, September 1, 2018  |                                |                                      |   |                                  |                          |
| Restatements   |                                |                                      |   |                                  |                          |
| Net Position, September 1, 2018, as Restated                                 |                                |                                      |   |                                  |                          |
| <b>NET POSITION, AUGUST 31, 2019</b>   |                                |                                      |   |                                  | <b>\$ 305,117,224.06</b> |





UNAUDITED

**Texas Parks and Wildlife Department (802)**  
**EXHIBIT II - COMBINED STATEMENT OF REVENUES, EXPENDITURES AND**  
**CHANGES IN FUND BALANCES/STATEMENT OF ACTIVITIES - Governmental Funds**  
 For the Fiscal Year Ended August 31, 2019

|  | CAPITAL ASSETS ADJUSTMENTS | LONG-TERM LIABILITIES ADJUSTMENTS | OTHER ADJUSTMENTS | STATEMENT OF ACTIVITIES  |
|--|----------------------------|-----------------------------------|-------------------|--------------------------|
| <b>REVENUES</b>  |                            |                                   |                   |                          |
| Legislative Appropriations:  |                            |                                   |                   |                          |
| Original Appropriations (GR)   | \$ -                       | \$ -                              | \$ -              | \$ 26,951,874.28         |
| Additional Appropriations (GR)   | -                          | -                                 | -                 | 8,318,972.29             |
| Federal Revenue (PR-Operating Grants & Contr) (Schedule 1A)                  | -                          | -                                 | -                 | 66,148,381.36            |
| Federal Pass-Through Revenue (PR-Operating Grants & Contr) (Schedule 1A)     | -                          | -                                 | -                 | 3,157,791.22             |
| State Grant Pass-Through Revenue (PR-Operating Grants & Contr) (Schedule 1B) | -                          | -                                 | -                 | 174,714.46               |
| Licenses, Fees and Permits (PR-Chg for Serv)                                 | -                          | -                                 | -                 | 182,807,684.84           |
| Interest, Dividend and Other Income (GR)                                     | -                          | -                                 | -                 | 3,393,935.71             |
| Land Income (PR-Chg for Serv)  | -                          | -                                 | -                 | 4,661,373.58             |
| Settlement of Claims (GR)  | -                          | -                                 | -                 | 353,082.76               |
| Sales of Goods and Services (PR-Chg for Serv)                                | -                          | -                                 | -                 | 3,095,874.69             |
| Other (PR-Operating Grants & Contr)  | -                          | -                                 | -                 | 8,138,591.50             |
| Other (GR)   | -                          | -                                 | -                 | 2,712,365.27             |
| <b>TOTAL REVENUES</b>  | -                          | -                                 | -                 | <b>309,914,641.96</b>    |
| <b>EXPENDITURES</b>  |                            |                                   |                   |                          |
| Salaries and Wages   | -                          | 784,472.53                        | -                 | 173,264,925.15           |
| Payroll Related Costs  | -                          | -                                 | -                 | 74,736,491.89            |
| Professional Fees and Services   | -                          | -                                 | -                 | 12,368,609.21            |
| Travel   | -                          | -                                 | -                 | 3,253,657.26             |
| Materials and Supplies   | -                          | -                                 | -                 | 29,542,492.84            |
| Communication and Utilities  | -                          | -                                 | -                 | 14,385,345.77            |
| Repairs and Maintenance  | -                          | -                                 | -                 | 17,503,718.81            |
| Rentals and Leases   | -                          | -                                 | -                 | 4,622,733.33             |
| Printing and Reproduction  | -                          | -                                 | -                 | 1,623,893.81             |
| Claims and Judgements (Note 17)  | -                          | 2,715.38                          | -                 | 167,932.35               |
| Federal Pass-Through Expenditure (Schedule 1A)                               | -                          | -                                 | -                 | 2,877,908.84             |
| State Grant Pass-Through Expenditure (Schedule 1B)                           | -                          | -                                 | -                 | 1,568,035.73             |
| Intergovernmental Payments   | -                          | -                                 | -                 | 16,077,962.58            |
| Public Assistance Payments   | -                          | -                                 | -                 | 7,821,228.08             |
| Other Expenditures   | -                          | -                                 | -                 | 21,458,798.33            |
| Capital Outlay   | (33,997,540.84)            | -                                 | -                 | -                        |
| Depreciation and Amortization Expense  | 25,544,572.20              | -                                 | -                 | 25,544,572.20            |
| Pollution Remediation Obligation (Note 5)                                    | -                          | 83,412.08                         | -                 | 83,412.08                |
| <b>TOTAL EXPENDITURES/EXPENSES</b>   | <b>(8,452,968.64)</b>      | <b>870,599.99</b>                 | -                 | <b>406,901,718.26</b>    |
| Excess (Deficiency) of Revenues Over (Under) Expenditures                    | 8,452,968.64               | (870,599.99)                      | -                 | (96,987,076.30)          |
| <b>OTHER FINANCING SOURCES (USES)</b>  |                            |                                   |                   |                          |
| Sale of Capital Assets   | (2,291,270.16)             | -                                 | -                 | -                        |
| Transfers-In   | -                          | -                                 | -                 | 136,440,939.37           |
| Transfers-Out  | (120,002.57)               | -                                 | -                 | (5,046,930.75)           |
| Insurance Recoveries   | -                          | -                                 | -                 | 50,453.57                |
| Capital Grants & Contributions-Other Capital Grant Revenue                   | 2,685,911.12               | -                                 | -                 | 2,685,911.12             |
| Gain (Loss) on Sale of Capital Assets  | 1,086,388.80               | -                                 | -                 | 1,086,388.80             |
| Increase Net Position-Interagency Transfer Capital Asset                     | 39,764.67                  | -                                 | -                 | 39,764.67                |
| Decrease Net Position-Interagency Transfer Capital Asset                     | (20,978.47)                | -                                 | -                 | (20,978.47)              |
| <b>TOTAL OTHER FINANCING SOURCES (USES)</b>                                  | <b>1,379,813.39</b>        | -                                 | -                 | <b>135,235,548.31</b>    |
| <b>SPECIAL ITEMS</b>   |                            |                                   |                   |                          |
| Proceeds from Sale of Park Land  | -                          | -                                 | -                 | -                        |
| <b>EXTRAORDINARY ITEMS</b>   |                            |                                   |                   |                          |
| Natural Disaster   | -                          | -                                 | -                 | -                        |
| Net Change in Fund Balances/Net Position                                     | -                          | -                                 | -                 | 38,248,472.01            |
| <b>FUND FINANCIAL STATEMENT-FUND BALANCES</b>                                |                            |                                   |                   |                          |
| Fund Balances, September 1, 2018   | -                          | -                                 | -                 | 276,115,542.76           |
| Restatements (Note 14)   | -                          | -                                 | -                 | -                        |
| Fund Balances, September 1, 2018, as Restated                                | -                          | -                                 | -                 | 276,115,542.76           |
| Appropriations Lapsed  | -                          | -                                 | -                 | (284,608.67)             |
| <b>FUND BALANCES, AUGUST 31, 2019</b>  | -                          | -                                 | -                 | <b>\$ 314,079,406.10</b> |
| <b>GOVERNMENT-WIDE STATEMENT OF NET POSITION</b>                             |                            |                                   |                   |                          |
| Net Position/Net Change in Net Position                                      | 9,832,782.03               | (870,599.99)                      | -                 | 314,079,406.10           |
| Net Position, September 1, 2018  | 709,005,335.70             | (27,836,760.12)                   | -                 | 681,168,575.58           |
| Restatements   | 1,188,626.45               | -                                 | -                 | 1,188,626.45             |
| Net Position, September 1, 2018, as Restated                                 | 710,193,962.15             | (27,836,760.12)                   | -                 | 682,357,202.03           |
| <b>NET POSITION, AUGUST 31, 2019</b>   | <b>\$ 720,026,744.18</b>   | <b>\$ (28,707,360.11)</b>         | <b>\$ -</b>       | <b>\$ 996,436,608.13</b> |

The accompanying notes to the financial statements are an integral part of this statement.




**Texas Parks & Wildlife Department (802)**  
**EXHIBIT VI - COMBINED STATEMENT OF FIDUCIARY**  
**NET POSITION**  
 August 31, 2019

|   | <b>AGENCY<br/>FUNDS<br/>(EXHIBIT J-1)</b> | <b>TOTALS<br/>2019</b> |
|---|---|------------------------|
| <b>ASSETS</b>                               |   |                        |
| Cash and Cash Equivalents (Note 3)          |   |                        |
| Cash in State Treasury                      | \$ 407,681.58                             | \$ 407,681.58          |
| Receivables from:                           |   |                        |
| Accounts Receivable, Net                    | 72,029.76                                 | 72,029.76              |
| Due From Other Funds                        | 16.98                                     | 16.98                  |
| <b>Total Current Assets</b>                 | <b>479,728.32</b>                         | <b>479,728.32</b>      |
| <b>TOTAL ASSETS</b>                         | <b>479,728.32</b>                         | <b>479,728.32</b>      |
| <b>DEFERRED OUTFLOWS OF RESOURCES</b>       |   |                        |
| Deferred Outflows of Resources (Note 28)    | -   | -                      |
| <b>TOTAL DEFERRED OUTFLOWS OF RESOURCES</b> | <b>-</b>                                  | <b>-</b>               |
| <b>LIABILITIES</b>                          |   |                        |
| Current Liabilities:                        |   |                        |
| Due to Other Agencies                       | \$ 68,886.00                              | \$ 68,886.00           |
| Funds Held for Others                       | 410,842.32                                | 410,842.32             |
| <b>Total Current Liabilities</b>            | <b>479,728.32</b>                         | <b>479,728.32</b>      |
| <b>TOTAL LIABILITIES</b>                    | <b>479,728.32</b>                         | <b>479,728.32</b>      |
| <b>DEFERRED INFLOWS OF RESOURCES</b>        |   |                        |
| Deferred Inflows of Resources (Note 28)     | -   | -                      |
| <b>TOTAL DEFERRED INFLOWS OF RESOURCES</b>  | <b>-</b>                                  | <b>-</b>               |
| <b>NET POSITION</b>                         |   |                        |
| <b>TOTAL NET POSITION</b>                   | <b>\$ 0.00</b>                            | <b>\$ 0.00</b>         |

The accompanying notes to the financial statements are an integral part of this statement.





# Fund Financial Statements





UNAUDITED

Texas Parks and Wildlife Department (802)  
 EXHIBIT A-1 - COMBINING BALANCE SHEET - ALL GENERAL AND CONSOLIDATED FUNDS  
 August 31, 2019

| GENERAL REVENUE FUND (0001) | GAME, FISH AND WATER SAFETY (0009) | STATE PARKS (0064) | FEDERAL LAND AND WATER CONSERVATION (0223) | TEXAS RECREATION AND PARKS (0467) |
|-----------------------------|------------------------------------|--------------------|--|-----------------------------------|
|-----------------------------|------------------------------------|--------------------|--|-----------------------------------|

ASSETS

Current Assets:

|                                 |                         |                          |                         |                    |                         |
|---------------------------------|-------------------------|--------------------------|-------------------------|--------------------|-------------------------|
| Cash and Cash Equivalents       |                         |                          |                         |                    |                         |
| Cash on Hand                    | \$ -                    | \$ 322,655.62            | \$ 60,610.50            | \$ -               | \$ -                    |
| Cash in Bank                    | 18,121.58               | 11,952,555.19            | 909,723.29              | -                  | 80.00                   |
| Cash in State Treasury          | -                       | 103,027,085.28           | 70,811,560.23           | 8,706.29           | 28,476,192.05           |
| Legislative Appropriations      | 12,286,625.20           | -                        | -                       | -                  | -                       |
| Receivables from:               |                         |                          |                         |                    |                         |
| Federal                         | -                       | 11,805,787.84            | 39,406.04               | -                  | 641,377.01              |
| Interest and Dividends          | -                       | 180,498.87               | -                       | -                  | -                       |
| Accounts Receivables, Net       | -                       | 1,033,517.75             | 82,628.64               | -                  | -                       |
| Due From Other Agencies         | -                       | 780,296.92               | 3,773,883.22            | -                  | 59,208.24               |
| Consumable Inventories          | 2,576,503.76            | -                        | -                       | -                  | -                       |
| Merchandise Inventories         | -                       | -                        | 1,109,936.28            | -                  | -                       |
| <b>Total Current Assets</b>     | <b>14,881,250.54</b>    | <b>129,102,397.47</b>    | <b>76,787,748.20</b>    | <b>8,706.29</b>    | <b>29,176,857.30</b>    |
| <b>Total Non-Current Assets</b> | <b>-</b>                | <b>-</b>                 | <b>-</b>                | <b>-</b>           | <b>-</b>                |
| <b>TOTAL ASSETS</b>             | <b>\$ 14,881,250.54</b> | <b>\$ 129,102,397.47</b> | <b>\$ 76,787,748.20</b> | <b>\$ 8,706.29</b> | <b>\$ 29,176,857.30</b> |

DEFERRED OUTFLOWS OF RESOURCES

|   |          |          |          |          |          |
|---|----------|----------|----------|----------|----------|
| Deferred Outflows of Resources              | -        | -        | -        | -        | -        |
| <b>TOTAL DEFERRED OUTFLOWS OF RESOURCES</b> | <b>-</b> | <b>-</b> | <b>-</b> | <b>-</b> | <b>-</b> |

LIABILITIES, DEFERRED INFLOWS OF RESOURCES AND FUND BALANCES

Liabilities

Current Liabilities:

|                                      |                     |                      |                      |          |                   |
|--------------------------------------|---------------------|----------------------|----------------------|----------|-------------------|
| Payables from:                       |                     |                      |                      |          |                   |
| Accounts                             | \$ 1,325,744.36     | \$ 7,267,925.03      | \$ 3,216,116.81      | \$ -     | \$ 434,289.27     |
| Payroll                              | -                   | 12,207,037.46        | 9,477,543.01         | -        | 115,187.01        |
| Due To Other Funds                   | -                   | -                    | 16.98                | -        | -                 |
| Due To Other Agencies                | 130,817.97          | 10,138,704.82        | 28,662.99            | -        | 18,833.15         |
| Unearned Revenues                    | -                   | 917,919.22           | 5,018,826.12         | -        | -                 |
| <b>Total Current Liabilities</b>     | <b>1,456,562.33</b> | <b>30,531,586.53</b> | <b>17,741,165.91</b> | <b>-</b> | <b>568,309.43</b> |
| <b>Total Non-Current Liabilities</b> | <b>-</b>            | <b>-</b>             | <b>-</b>             | <b>-</b> | <b>-</b>          |
| <b>TOTAL LIABILITIES</b>             | <b>1,456,562.33</b> | <b>30,531,586.53</b> | <b>17,741,165.91</b> | <b>-</b> | <b>568,309.43</b> |

DEFERRED INFLOWS OF RESOURCES

|  |          |          |          |          |          |
|--|----------|----------|----------|----------|----------|
| Deferred Inflows of Resources              | -        | -        | -        | -        | -        |
| <b>TOTAL DEFERRED INFLOWS OF RESOURCES</b> | <b>-</b> | <b>-</b> | <b>-</b> | <b>-</b> | <b>-</b> |

Fund Balances (Deficits):

|   |                         |                          |                         |                    |                         |
|---|-------------------------|--------------------------|-------------------------|--------------------|-------------------------|
| Nonspendable  | 2,576,503.76            | -                        | 1,109,936.28            | -                  | -                       |
| Restricted  | -                       | 98,570,810.94            | 1,694,524.68            | 8,706.29           | 3,098,760.34            |
| Committed   | 10,848,184.45           | -                        | 56,242,121.33           | -                  | 25,509,787.53           |
| Assigned  | -                       | -                        | -                       | -                  | -                       |
| Unassigned  | -                       | -                        | -                       | -                  | -                       |
| <b>Total Fund Balances</b>  | <b>13,424,688.21</b>    | <b>98,570,810.94</b>     | <b>59,046,582.29</b>    | <b>8,706.29</b>    | <b>28,608,547.87</b>    |
| <b>TOTAL LIABILITIES, DEFERRED INFLOWS OF RESOURCES AND FUND BALANCES</b> | <b>\$ 14,881,250.54</b> | <b>\$ 129,102,397.47</b> | <b>\$ 76,787,748.20</b> | <b>\$ 8,706.29</b> | <b>\$ 29,176,857.30</b> |





UNAUDITED

Texas Parks and Wildlife Department (802)  
 EXHIBIT A-1 - COMBINING BALANCE SHEET - ALL GENERAL AND CONSOLIDATED FUNDS  
 August 31, 2019

| NON-GAME AND<br>ENDANGERED<br>SPECIES<br>CONSERVATION<br>(0506) | LIFETIME<br>LICENSE<br>ENDOWMENT<br>(0544) | ECONOMIC<br>STABILIZATION<br>(0599) | ARTIFICIAL<br>REEF<br>(0679) | LICENSE<br>PLATE<br>TRUST<br>(0802) |
|---|--|-------------------------------------|------------------------------|-------------------------------------|
|---|--|-------------------------------------|------------------------------|-------------------------------------|

ASSETS

Current Assets:

|                                 |                        |                         |             |                         |                     |
|---------------------------------|------------------------|-------------------------|-------------|-------------------------|---------------------|
| Cash and Cash Equivalents       |                        |                         |             |                         |                     |
| Cash on Hand                    | \$ 336.00              | \$ -                    | \$ -        | \$ -                    | \$ -                |
| Cash in Bank                    | 695.78                 | 57,476.10               | -           | -                       | -                   |
| Cash in State Treasury          | 1,593,182.69           | 29,325,217.27           | -           | 14,011,080.74           | -                   |
| Legislative Appropriations      | -                      | -                       | -           | -                       | -                   |
| Receivables from:               |                        |                         |             |                         |                     |
| Federal                         | -                      | -                       | -           | -                       | -                   |
| Interest and Dividends          | -                      | 58,008.40               | -           | 27,762.03               | 1,957.88            |
| Accounts Receivables, Net       | -                      | -                       | -           | -                       | -                   |
| Due From Other Agencies         | -                      | -                       | -           | 123.42                  | 52,218.59           |
| Consumable Inventories          | -                      | -                       | -           | -                       | -                   |
| Merchandise Inventories         | -                      | -                       | -           | -                       | -                   |
| <b>Total Current Assets</b>     | <b>1,594,214.47</b>    | <b>29,440,701.77</b>    | <b>-</b>    | <b>14,038,966.19</b>    | <b>54,176.47</b>    |
| <b>Total Non-Current Assets</b> | <b>-</b>               | <b>-</b>                | <b>-</b>    | <b>-</b>                | <b>-</b>            |
| <b>TOTAL ASSETS</b>             | <b>\$ 1,594,214.47</b> | <b>\$ 29,440,701.77</b> | <b>\$ -</b> | <b>\$ 14,038,966.19</b> | <b>\$ 54,176.47</b> |

DEFERRED OUTFLOWS OF RESOURCES

|   |          |          |          |          |          |
|---|----------|----------|----------|----------|----------|
| Deferred Outflows of Resources              | -        | -        | -        | -        | -        |
| <b>TOTAL DEFERRED OUTFLOWS OF RESOURCES</b> | <b>-</b> | <b>-</b> | <b>-</b> | <b>-</b> | <b>-</b> |

LIABILITIES, DEFERRED INFLOWS OF RESOURCES AND FUND BALANCES

Liabilities

Current Liabilities:


|                                      |                 |                   |          |                  |                   |
|--------------------------------------|-----------------|-------------------|----------|------------------|-------------------|
| Payables from:                       |                 |                   |          |                  |                   |
| Accounts                             | \$ 4,148.70     | \$ 959,537.02     | \$ -     | \$ 14,313.43     | \$ 92,356.48      |
| Payroll                              | -               | -                 | -        | -                | -                 |
| Due To Other Funds                   | -               | -                 | -        | -                | -                 |
| Due To Other Agencies                | -               | -                 | -        | -                | 84,531.66         |
| Unearned Revenues                    | -               | -                 | -        | -                | -                 |
| <b>Total Current Liabilities</b>     | <b>4,148.70</b> | <b>959,537.02</b> | <b>-</b> | <b>14,313.43</b> | <b>176,888.14</b> |
| <b>Total Non-Current Liabilities</b> | <b>-</b>        | <b>-</b>          | <b>-</b> | <b>-</b>         | <b>-</b>          |
| <b>TOTAL LIABILITIES</b>             | <b>4,148.70</b> | <b>959,537.02</b> | <b>-</b> | <b>14,313.43</b> | <b>176,888.14</b> |

DEFERRED INFLOWS OF RESOURCES

|  |          |          |          |          |          |
|--|----------|----------|----------|----------|----------|
| Deferred Inflows of Resources              | -        | -        | -        | -        | -        |
| <b>TOTAL DEFERRED INFLOWS OF RESOURCES</b> | <b>-</b> | <b>-</b> | <b>-</b> | <b>-</b> | <b>-</b> |

Fund Balances (Deficits):

|   |                        |                         |             |                         |                     |
|---|------------------------|-------------------------|-------------|-------------------------|---------------------|
| Nonspendable  | -                      | 20,000,000.00           | -           | -                       | -                   |
| Restricted  | 24.50                  | 8,481,164.75            | -           | 306,410.08              | -                   |
| Committed   | 1,481,570.58           | -                       | -           | 13,718,242.68           | -                   |
| Assigned  | -                      | -                       | -           | -                       | -                   |
| Unassigned  | 108,470.69             | -                       | -           | -                       | (122,711.67)        |
| <b>Total Fund Balances</b>  | <b>1,590,065.77</b>    | <b>28,481,164.75</b>    | <b>-</b>    | <b>14,024,652.76</b>    | <b>(122,711.67)</b> |
| <b>TOTAL LIABILITIES, DEFERRED INFLOWS OF RESOURCES AND FUND BALANCES</b> | <b>\$ 1,594,214.47</b> | <b>\$ 29,440,701.77</b> | <b>\$ -</b> | <b>\$ 14,038,966.19</b> | <b>\$ 54,176.47</b> |



UNAUDITED

Texas Parks and Wildlife Department (802)  
 EXHIBIT A-1 - COMBINING BALANCE SHEET - ALL GENERAL AND CONSOLIDATED FUNDS  
 August 31, 2019

| PARKS AND WILDLIFE CONSERVATION AND CAPITAL (5004) | SHRIMP LICENSE BUY BACK (5023) | LARGE COUNTY AND MUNICIPAL RECREATION AND PARKS (5150) | DEFERRED MAINTENANCE (5166) | TOTALS (EXHIBIT I) 2019 |
|--|--------------------------------|--|-----------------------------|-------------------------|
|--|--------------------------------|--|-----------------------------|-------------------------|

ASSETS

Current Assets:

|                                 |                         |             |                         |                     |                          |
|---------------------------------|-------------------------|-------------|-------------------------|---------------------|--------------------------|
| Cash and Cash Equivalents       |                         |             |                         |                     |                          |
| Cash on Hand                    | \$ -                    | \$ -        | \$ -                    | \$ -                | \$ 383,602.12            |
| Cash in Bank                    | -                       | -           | -                       | -                   | 12,938,651.94            |
| Cash in State Treasury          | 42,785,842.77           | -           | 19,037,233.78           | -                   | 309,076,101.10           |
| Legislative Appropriations      | -                       | -           | -                       | -                   | 12,286,625.20            |
| Receivables from:               |                         |             |                         |                     |                          |
| Federal                         | -                       | -           | -                       | -                   | 12,486,570.89            |
| Interest and Dividends          | -                       | -           | -                       | -                   | 268,227.18               |
| Accounts Receivables, Net       | -                       | -           | -                       | -                   | 1,116,146.39             |
| Due From Other Agencies         | 37,647.81               | -           | 37,881.30               | 60,135.88           | 4,801,395.38             |
| Consumable Inventories          | -                       | -           | -                       | -                   | 2,576,503.76             |
| Merchandise Inventories         | -                       | -           | -                       | -                   | 1,109,936.28             |
| <b>Total Current Assets</b>     | <b>42,823,490.58</b>    | <b>-</b>    | <b>19,075,115.08</b>    | <b>60,135.88</b>    | <b>357,043,760.24</b>    |
| <b>Total Non-Current Assets</b> | <b>-</b>                | <b>-</b>    | <b>-</b>                | <b>-</b>            | <b>-</b>                 |
| <b>TOTAL ASSETS</b>             | <b>\$ 42,823,490.58</b> | <b>\$ -</b> | <b>\$ 19,075,115.08</b> | <b>\$ 60,135.88</b> | <b>\$ 357,043,760.24</b> |

DEFERRED OUTFLOWS OF RESOURCES

|   |          |          |          |          |          |
|---|----------|----------|----------|----------|----------|
| Deferred Outflows of Resources              | -        | -        | -        | -        | -        |
| <b>TOTAL DEFERRED OUTFLOWS OF RESOURCES</b> | <b>-</b> | <b>-</b> | <b>-</b> | <b>-</b> | <b>-</b> |

LIABILITIES, DEFERRED INFLOWS OF RESOURCES AND FUND BALANCES

Liabilities

Current Liabilities:


|                                      |                   |          |                   |                   |                      |
|--------------------------------------|-------------------|----------|-------------------|-------------------|----------------------|
| Payables from:                       |                   |          |                   |                   |                      |
| Accounts                             | \$ 544,233.12     | \$ -     | \$ 218,429.73     | \$ 314,390.26     | \$ 14,391,484.21     |
| Payroll                              | -                 | -        | 52,062.14         | -                 | 21,851,829.62        |
| Due To Other Funds                   | -                 | -        | -                 | -                 | 16.98                |
| Due To Other Agencies                | -                 | -        | 2,762.49          | -                 | 10,404,313.08        |
| Unearned Revenues                    | -                 | -        | -                 | -                 | 5,936,745.34         |
| <b>Total Current Liabilities</b>     | <b>544,233.12</b> | <b>-</b> | <b>273,254.36</b> | <b>314,390.26</b> | <b>52,584,389.23</b> |
| <b>Total Non-Current Liabilities</b> | <b>-</b>          | <b>-</b> | <b>-</b>          | <b>-</b>          | <b>-</b>             |
| <b>TOTAL LIABILITIES</b>             | <b>544,233.12</b> | <b>-</b> | <b>273,254.36</b> | <b>314,390.26</b> | <b>52,584,389.23</b> |

DEFERRED INFLOWS OF RESOURCES

|  |          |          |          |          |          |
|--|----------|----------|----------|----------|----------|
| Deferred Inflows of Resources              | -        | -        | -        | -        | -        |
| <b>TOTAL DEFERRED INFLOWS OF RESOURCES</b> | <b>-</b> | <b>-</b> | <b>-</b> | <b>-</b> | <b>-</b> |

Fund Balances (Deficits):

|   |                         |             |                         |                     |                          |
|---|-------------------------|-------------|-------------------------|---------------------|--------------------------|
| Nonspendable  | -                       | -           | -                       | -                   | 23,686,440.04            |
| Restricted  | -                       | -           | -                       | -                   | 112,160,401.58           |
| Committed   | 42,279,257.46           | -           | 18,801,860.72           | -                   | 168,881,024.75           |
| Assigned  | -                       | -           | -                       | -                   | -                        |
| Unassigned  | -                       | -           | -                       | (254,254.38)        | (268,495.36)             |
| <b>Total Fund Balances</b>  | <b>42,279,257.46</b>    | <b>-</b>    | <b>18,801,860.72</b>    | <b>(254,254.38)</b> | <b>304,459,371.01</b>    |
| <b>TOTAL LIABILITIES, DEFERRED INFLOWS OF RESOURCES AND FUND BALANCES</b> | <b>\$ 42,823,490.58</b> | <b>\$ -</b> | <b>\$ 19,075,115.08</b> | <b>\$ 60,135.88</b> | <b>\$ 357,043,760.24</b> |



UNAUDITED

**Texas Parks and Wildlife Department (802)**  
**EXHIBIT A-2 - COMBINING STATEMENT OF REVENUES, EXPENDITURES AND**  
**CHANGES IN FUND BALANCES - All General and Consolidated Funds**  
 For the fiscal year ended August 31, 2019

|  | GENERAL<br>REVENUE<br>(0001) | GAME, FISH<br>AND WATER<br>SAFETY<br>(0009) | STATE<br>PARKS<br>(0064) | FEDERAL LAND<br>AND WATER<br>CONSERVATION<br>(0223) | TEXAS<br>RECREATION<br>AND PARKS<br>(0467) |
|--|------------------------------|---|--------------------------|---|--|
| <b>REVENUES</b>  |                              |   |                          |   |  |
| Legislative Appropriations:                                    |                              |   |                          |   |  |
| Original Appropriations (GR)                                   | \$ 23,426,522.00             | \$ 3,525,352.28                             | \$ -                     | \$ -  | \$ -                                       |
| Additional Appropriations (GR)                                 | 8,318,972.29                 | -   | -                        | -   | -  |
| Federal Revenue (PR-Operating Grants & Contr)                  | 262,130.00                   | 60,425,418.37                               | 303,895.11               | -   | 5,156,937.88                               |
| Federal Pass-Through Revenue (PR-Operating Grants & Contr)     | -                            | 1,637,409.58                                | 1,520,381.64             | -   | -  |
| State Grant Pass-Through Revenue (PR-Operating Grants & Contr) | -                            | 166,914.46                                  | 7,800.00                 | -   | -  |
| Licenses, Fees and Permits (PR-Chg for Serv)                   | 382,756.50                   | 127,976,997.33                              | 52,455,537.63            | -   | -  |
| Interest, Dividend and Other Income (GR)                       | -                            | 2,301,140.61                                | -                        | -   | -  |
| Land Income (PR-Chg for Serv)                                  | -                            | 907,802.19                                  | 3,753,571.39             | -   | -  |
| Settlement of Claims (GR)                                      | -                            | 353,082.76                                  | -                        | -   | -  |
| Sales of Goods and Services (PR-Chg for Serv)                  | 11,707.49                    | 1,793,101.48                                | 1,289,601.77             | -   | -  |
| Other (PR-Operating Grants & Contr)                            | -                            | 1,135,271.33                                | 3,157,268.17             | -   | -  |
| Other (GR)   | 193,991.80                   | 2,120,148.91                                | 398,224.56               | -   | -  |
| <b>TOTAL REVENUES</b>  | <b>32,596,080.08</b>         | <b>202,342,639.30</b>                       | <b>62,886,280.27</b>     | <b>-</b>  | <b>5,156,937.88</b>                        |
| <b>EXPENDITURES</b>  |                              |   |                          |   |  |
| Salaries and Wages   | 14,520,149.84                | 87,511,320.07                               | 67,121,769.03            | -   | 850,959.62                                 |
| Payroll Related Costs  | 7,639,799.45                 | 32,700,092.16                               | 24,788,780.98            | -   | 2,060,696.96                               |
| Professional Fees and Services                                 | 16,202.77                    | 4,268,054.52                                | 4,420,456.35             | -   | 78,292.18                                  |
| Travel   | 263,387.35                   | 1,724,318.21                                | 1,127,424.18             | -   | 52,127.02                                  |
| Materials and Supplies   | 1,356,268.63                 | 14,434,203.06                               | 12,287,470.15            | -   | 229,851.61                                 |
| Communication and Utilities                                    | 292,126.05                   | 7,142,509.87                                | 6,914,789.92             | -   | 12,785.25                                  |
| Repairs and Maintenance  | 201,481.84                   | 4,084,075.17                                | 5,666,938.11             | -   | 15,123.33                                  |
| Rentals and Leases   | 46,057.23                    | 3,455,470.50                                | 853,878.23               | -   | 3,415.25                                   |
| Printing and Reproduction                                      | 30,570.19                    | 950,496.90                                  | 626,456.22               | -   | 746.02                                     |
| Claims and Judgements  | -                            | 118,878.51                                  | 45,623.01                | -   | -  |
| Federal Grant Pass-Through Expenditure                         | -                            | 2,876,656.67                                | -                        | -   | 1,252.17                                   |
| State Grant Pass-Through Expenditure                           | 226,414.92                   | 1,125,144.51                                | 38,020.71                | -   | 30,729.51                                  |
| Intergovernmental Payments                                     | -                            | 3,973,063.75                                | -                        | -   | 9,079,249.33                               |
| Public Assistance Payments                                     | 1,632,566.29                 | 4,208,331.04                                | 62,786.71                | -   | 1,430,078.89                               |
| Other Expenditures   | 2,071,879.66                 | 12,259,234.75                               | 5,269,235.43             | -   | 367,558.99                                 |
| Capital Outlay   | 3,609,562.80                 | 12,393,509.77                               | 4,529,290.25             | -   | 518,389.46                                 |
| <b>TOTAL EXPENDITURES</b>                                      | <b>31,906,467.02</b>         | <b>193,225,359.46</b>                       | <b>133,752,919.28</b>    | <b>-</b>  | <b>14,731,255.59</b>                       |
| Excess (Deficiency) of Revenues<br>Over (Under) Expenditures   | 689,613.06                   | 9,117,279.84                                | (70,866,639.01)          | -   | (9,574,317.71)                             |
| <b>OTHER FINANCING SOURCES (USES)</b>                          |                              |   |                          |   |  |
| Sale of Capital Assets   | 143,389.10                   | 783,796.64                                  | 1,364,084.42             | -   | -  |
| Transfers-In   | (67,740.93)                  | (485,450.92)                                | 68,355,164.91            | -   | 11,000,329.17                              |
| Transfers-Out  | (2,446,753.31)               | 498,779.47                                  | 39,339.12                | -   | -  |
| Insurance Recoveries   | -                            | 25,453.57                                   | 25,000.00                | -   | -  |
| <b>TOTAL OTHER FINANCING SOURCES (USES)</b>                    | <b>(2,371,105.14)</b>        | <b>822,578.76</b>                           | <b>69,783,588.45</b>     | <b>-</b>  | <b>11,000,329.17</b>                       |
| <b>SPECIAL ITEMS</b>   |                              |   |                          |   |  |
| Proceeds from Sale of Park Land                                | -                            | -   | -                        | -   | -  |
| <b>EXTRAORDINARY ITEMS</b>                                     |                              |   |                          |   |  |
| Natural Disaster   | -                            | -   | -                        | -   | -  |
| Net Change in Fund Balances                                    | (1,681,492.08)               | 9,939,858.60                                | (1,083,050.56)           | -   | 1,426,011.46                               |
| <b>FUND FINANCIAL STATEMENT - FUND BALANCES</b>                |                              |   |                          |   |  |
| Fund Balances, September 1, 2018                               | 15,390,788.96                | 88,630,952.34                               | 60,129,632.85            | 8,706.29  | 27,182,536.41                              |
| Restatements (Note 14)   | -                            | -   | -                        | -   | -  |
| Fund Balances, September 1, 2018, as Restated                  | 15,390,788.96                | 88,630,952.34                               | 60,129,632.85            | 8,706.29  | 27,182,536.41                              |
| Appropriations Lapsed  | (284,608.67)                 | -   | -                        | -   | -  |
| <b>FUND BALANCES, AUGUST 31, 2019</b>                          | <b>\$ 13,424,688.21</b>      | <b>\$ 98,570,810.94</b>                     | <b>\$ 59,046,582.29</b>  | <b>\$ 8,706.29</b>                                  | <b>\$ 28,608,547.87</b>                    |



UNAUDITED

**Texas Parks and Wildlife Department (802)**  
**EXHIBIT A-2 - COMBINING STATEMENT OF REVENUES, EXPENDITURES AND**  
**CHANGES IN FUND BALANCES - All General and Consolidated Funds**  
 For the fiscal year ended August 31, 2019

|  | NON-GAME<br>AND ENDANGERED<br>SPECIES<br>CONSERVATION<br>(0506) | LIFETIME<br>LICENSE<br>ENDOWMENT<br>(0544) | ECONOMIC<br>STABILIZATION<br>(0599) | ARTIFICIAL<br>REEF<br>(0679) | LICENSE<br>PLATE<br>TRUST<br>(0802) |
|--|---|--|-------------------------------------|------------------------------|-------------------------------------|
| <b>REVENUES</b>  |   |  |                                     |                              |                                     |
| Legislative Appropriations:                                    |   |  |                                     |                              |                                     |
| Original Appropriations (GR)                                   | \$ -  | \$ -                                       | \$ -                                | \$ -                         | \$ -                                |
| Additional Appropriations (GR)                                 | -   | -  | -                                   | -                            | -                                   |
| Federal Revenue (PR-Operating Grants & Contr)                  | -   | -  | -                                   | -                            | -                                   |
| Federal Pass-Through Revenue (PR-Operating Grants & Contr)     | -   | -  | -                                   | -                            | -                                   |
| State Grant Pass-Through Revenue (PR-Operating Grants & Contr) | -   | -  | -                                   | -                            | -                                   |
| Licenses, Fees and Permits (PR-Chg for Serv)                   | 27,411.24   | 1,297,438.10                               | -                                   | -                            | 667,544.04                          |
| Interest, Dividend and Other Income (GR)                       | -   | 717,194.99                                 | -                                   | 334,781.77                   | 24,830.20                           |
| Land Income (PR-Chg for Serv)                                  | -   | -  | -                                   | -                            | -                                   |
| Settlement of Claims (GR)                                      | -   | -  | -                                   | -                            | -                                   |
| Sales of Goods and Services (PR-Chg for Serv)                  | 1,463.95  | -  | -                                   | -                            | -                                   |
| Other (PR-Operating Grants & Contr)                            | 1,115,637.00  | 415.00                                     | -                                   | 2,730,000.00                 | -                                   |
| Other (GR)   | -   | -  | -                                   | -                            | -                                   |
| <b>TOTAL REVENUES</b>  | <b>1,144,512.19</b>   | <b>2,015,048.09</b>                        | <b>-</b>                            | <b>3,064,781.77</b>          | <b>692,374.24</b>                   |
| <b>EXPENDITURES</b>  |   |  |                                     |                              |                                     |
| Salaries and Wages   | 40.32   | -  | -                                   | 197,079.15                   | -                                   |
| Payroll Related Costs  | (3,042.64)  | -  | -                                   | 55,859.24                    | -                                   |
| Professional Fees and Services                                 | -   | 1,835.00                                   | -                                   | -                            | 26,839.41                           |
| Travel   | 1,033.30  | 844.21                                     | -                                   | 5,911.90                     | 20,132.78                           |
| Materials and Supplies   | 3,232.06  | 853,954.24                                 | -                                   | 26,701.52                    | 203,303.24                          |
| Communication and Utilities                                    | -   | -  | -                                   | 1,041.45                     | 6,440.47                            |
| Repairs and Maintenance  | -   | 126,294.40                                 | -                                   | 10,962.15                    | 35,775.91                           |
| Rentals and Leases   | -   | 123,002.84                                 | -                                   | 191.28                       | 115,572.98                          |
| Printing and Reproduction                                      | -   | 3.30                                       | -                                   | -                            | 4,884.35                            |
| Claims and Judgements  | -   | -  | -                                   | -                            | 715.45                              |
| Federal Grant Pass-Through Expenditure                         | -   | -  | -                                   | -                            | -                                   |
| State Grant Pass-Through Expenditure                           | 10,924.49   | -  | -                                   | 752.22                       | 116,560.58                          |
| Intergovernmental Payments                                     | -   | -  | -                                   | -                            | -                                   |
| Public Assistance Payments                                     | 2,015.05  | -  | -                                   | -                            | 189,794.97                          |
| Other Expenditures   | 27,528.00   | 359,729.79                                 | -                                   | 148,189.19                   | 211,056.33                          |
| Capital Outlay   | -   | 1,863,417.86                               | -                                   | 187,437.50                   | -                                   |
| <b>TOTAL EXPENDITURES</b>                                      | <b>41,730.58</b>  | <b>3,329,081.64</b>                        | <b>-</b>                            | <b>634,125.60</b>            | <b>931,076.47</b>                   |
| Excess (Deficiency) of Revenues                                |   |  |                                     |                              |                                     |
| Over (Under) Expenditures                                      | 1,102,781.61  | (1,314,033.55)                             | -                                   | 2,430,656.17                 | (238,702.23)                        |
| <b>OTHER FINANCING SOURCES (USES)</b>                          |   |  |                                     |                              |                                     |
| Sale of Capital Assets   | -   | -  | -                                   | -                            | -                                   |
| Transfers-In   | -   | -  | -                                   | -                            | 148,563.21                          |
| Transfers-Out  | -   | -  | -                                   | -                            | 20,276.28                           |
| Insurance Recoveries   | -   | -  | -                                   | -                            | -                                   |
| <b>TOTAL OTHER FINANCING SOURCES (USES)</b>                    | <b>-</b>  | <b>-</b>                                   | <b>-</b>                            | <b>-</b>                     | <b>168,839.49</b>                   |
| <b>SPECIAL ITEMS</b>   |   |  |                                     |                              |                                     |
| Proceeds from Sale of Park Land                                | -   | -  | -                                   | -                            | -                                   |
| <b>EXTRAORDINARY ITEMS</b>                                     |   |  |                                     |                              |                                     |
| Natural Disaster   | -   | -  | -                                   | -                            | -                                   |
| Net Change in Fund Balances                                    | 1,102,781.61  | (1,314,033.55)                             | -                                   | 2,430,656.17                 | (69,862.74)                         |
| <b>FUND FINANCIAL STATEMENT - FUND BALANCES</b>                |   |  |                                     |                              |                                     |
| Fund Balances, September 1, 2018                               | 487,284.16  | 29,795,198.30                              | -                                   | 11,593,996.59                | (52,848.93)                         |
| Restatements (Note 14)   | -   | -  | -                                   | -                            | -                                   |
| Fund Balances, September 1, 2018, as Restated                  | 487,284.16  | 29,795,198.30                              | -                                   | 11,593,996.59                | (52,848.93)                         |
| Appropriations Lapsed  | -   | -  | -                                   | -                            | -                                   |
| <b>FUND BALANCES, AUGUST 31, 2019</b>                          | <b>\$ 1,590,065.77</b>  | <b>\$ 28,481,164.75</b>                    | <b>\$ -</b>                         | <b>\$ 14,024,652.76</b>      | <b>\$ (122,711.67)</b>              |





UNAUDITED


**Texas Parks and Wildlife Department (802)**  
**EXHIBIT A-2 - COMBINING STATEMENT OF REVENUES, EXPENDITURES AND**  
**CHANGES IN FUND BALANCES - All General and Consolidated Funds**  
 For the fiscal year ended August 31, 2019

|  | PARKS AND WILDLIFE CONSERVATION AND CAPITAL (5004) | SHRIMP LICENSE BUY BACK (5023) | LARGE COUNTY AND MUNICIPAL RECREATION AND PARKS (5150) | DEFERRED MAINTENANCE (5166) | TOTALS (EXHIBIT II) 2019 |
|--|--|--------------------------------|--|-----------------------------|--------------------------|
| <b>REVENUES</b>  |  |                                |  |                             |                          |
| Legislative Appropriations:                                    |  |                                |  |                             |                          |
| Original Appropriations (GR)                                   | \$ -   | \$ -                           | \$ -   | \$ -                        | \$ 26,951,874.28         |
| Additional Appropriations (GR)                                 | -  | -                              | -  | -                           | 8,318,972.29             |
| Federal Revenue (PR-Operating Grants & Contr)                  | -  | -                              | -  | -                           | 66,148,381.36            |
| Federal Pass-Through Revenue (PR-Operating Grants & Contr)     | -  | -                              | -  | -                           | 3,157,791.22             |
| State Grant Pass-Through Revenue (PR-Operating Grants & Contr) | -  | -                              | -  | -                           | 174,714.46               |
| Licenses, Fees and Permits (PR-Chg for Serv)                   | -  | -                              | -  | -                           | 182,807,684.84           |
| Interest, Dividend and Other Income (GR)                       | -  | -                              | -  | -                           | 3,377,947.57             |
| Land Income (PR-Chg for Serv)                                  | -  | -                              | -  | -                           | 4,661,373.58             |
| Settlement of Claims (GR)                                      | -  | -                              | -  | -                           | 353,082.76               |
| Sales of Goods and Services (PR-Chg for Serv)                  | -  | -                              | -  | -                           | 3,095,874.69             |
| Other (PR-Operating Grants & Contr)                            | -  | -                              | -  | -                           | 8,138,591.50             |
| Other (GR)   | -  | -                              | -  | -                           | 2,712,365.27             |
| <b>TOTAL REVENUES</b>  | <b>-</b>   | <b>-</b>                       | <b>-</b>   | <b>-</b>                    | <b>309,898,653.82</b>    |
| <b>EXPENDITURES</b>  |  |                                |  |                             |                          |
| Salaries and Wages   | 874,798.02   | -                              | 363,475.29   | 699,448.39                  | 172,139,039.73           |
| Payroll Related Costs  | 6,338,915.23                                       | -                              | 1,052,389.54   | -                           | 74,633,490.92            |
| Professional Fees and Services                                 | 2,581,860.33                                       | -                              | 4,889.08   | -                           | 11,398,429.64            |
| Travel   | 30,362.06  | -                              | 20,138.08  | -                           | 3,245,679.09             |
| Materials and Supplies   | 26,167.06  | -                              | 118,948.57   | -                           | 29,540,100.14            |
| Communication and Utilities                                    | 9,309.73   | -                              | 6,343.03   | -                           | 14,385,345.77            |
| Repairs and Maintenance  | 5,550,570.13                                       | -                              | 6,601.98   | 853,561.20                  | 16,551,384.22            |
| Rentals and Leases   | 23,292.40  | -                              | 1,852.62   | -                           | 4,622,733.33             |
| Printing and Reproduction                                      | 9,132.69   | -                              | 401.70   | -                           | 1,622,691.37             |
| Claims and Judgements  | -  | -                              | -  | -                           | 165,216.97               |
| Federal Grant Pass-Through Expenditure                         | -  | -                              | -  | -                           | 2,877,908.84             |
| State Grant Pass-Through Expenditure                           | -  | -                              | 18,920.00  | 568.79                      | 1,568,035.73             |
| Intergovernmental Payments                                     | -  | -                              | 3,025,649.50   | -                           | 16,077,962.58            |
| Public Assistance Payments                                     | -  | -                              | 295,655.13   | -                           | 7,821,228.08             |
| Other Expenditures   | 322,345.37   | -                              | 5,784.73   | 333,788.40                  | 21,376,330.64            |
| Capital Outlay   | 2,202,525.30                                       | -                              | -  | 6,138,273.28                | 31,442,406.22            |
| <b>TOTAL EXPENDITURES</b>                                      | <b>17,969,278.32</b>                               | <b>-</b>                       | <b>4,921,049.25</b>                                    | <b>8,025,640.06</b>         | <b>409,467,983.27</b>    |
| Excess (Deficiency) of Revenues                                |  |                                |  |                             |                          |
| Over (Under) Expenditures                                      | (17,969,278.32)                                    | -                              | (4,921,049.25)   | (8,025,640.06)              | (99,569,329.45)          |
| <b>OTHER FINANCING SOURCES (USES)</b>                          |  |                                |  |                             |                          |
| Sale of Capital Assets   | -  | -                              | -  | -                           | 2,291,270.16             |
| Transfers-In   | 35,232,365.10                                      | -                              | 5,915,483.72   | 9,173,725.35                | 129,272,439.61           |
| Transfers-Out  | -  | -                              | -  | (964,939.95)                | (2,853,298.39)           |
| Insurance Recoveries   | -  | -                              | -  | -                           | 50,453.57                |
| <b>TOTAL OTHER FINANCING SOURCES (USES)</b>                    | <b>35,232,365.10</b>                               | <b>-</b>                       | <b>5,915,483.72</b>                                    | <b>8,208,785.40</b>         | <b>128,760,864.95</b>    |
| <b>SPECIAL ITEMS</b>   |  |                                |  |                             |                          |
| Proceeds from Sale of Park Land                                | -  | -                              | -  | -                           | -                        |
| <b>EXTRAORDINARY ITEMS</b>                                     |  |                                |  |                             |                          |
| Natural Disaster   | -  | -                              | -  | -                           | -                        |
| Net Change in Fund Balances                                    | 17,263,086.78                                      | -                              | 994,434.47   | 183,145.34                  | 29,191,535.50            |
| <b>FUND FINANCIAL STATEMENT - FUND BALANCES</b>                |  |                                |  |                             |                          |
| Fund Balances, September 1, 2018                               | 25,016,170.68                                      | -                              | 17,807,426.25  | (437,399.72)                | 275,552,444.18           |
| Restatements (Note 14)   | -  | -                              | -  | -                           | -                        |
| Fund Balances, September 1, 2018, as Restated                  | 25,016,170.68                                      | -                              | 17,807,426.25  | (437,399.72)                | 275,552,444.18           |
| Appropriations Lapsed  | -  | -                              | -  | -                           | (284,608.67)             |
| <b>FUND BALANCES, AUGUST 31, 2019</b>                          | <b>\$ 42,279,257.46</b>                            | <b>\$ -</b>                    | <b>\$ 18,801,860.72</b>                                | <b>\$ (254,254.38)</b>      | <b>\$ 304,459,371.01</b> |




**Texas Parks and Wildlife Department (802)**  
**EXHIBIT C-1 - COMBINING BALANCE SHEET – DEBT SERVICE FUNDS**  
 August 31, 2019

|   | TEXAS PARKS<br>DEVELOPMENT BONDS<br>INTEREST AND SINKING<br>FUND<br>(0409) |              | TOTALS<br>(EXHIBIT I)<br>2019 |              |
|---|--|--------------|-------------------------------|--------------|
| <b>ASSETS</b>   |  |              |                               |              |
| Current Assets:   |  |              |                               |              |
| Cash and Cash Equivalents   |  |              |                               |              |
| Cash in State Treasury  | \$   | 15.77        | \$                            | 15.77        |
| Receivables from:   |  |              |                               |              |
| Interest and Dividends  |  | (0.01)       |                               | (0.01)       |
| <b>Total Current Assets</b>   |  | <b>15.76</b> |                               | <b>15.76</b> |
| <b>Total Non-Current Assets</b>   |  | <b>-</b>     |                               | <b>-</b>     |
| <b>TOTAL ASSETS</b>   | <b>\$</b>  | <b>15.76</b> | <b>\$</b>                     | <b>15.76</b> |
| <b>DEFERRED OUTFLOWS OF RESOURCES</b>                                     |  |              |                               |              |
| Deferred Outflows of Resources  |  | -            |                               | -            |
| <b>TOTAL DEFERRED OUTFLOWS OF RESOURCES</b>                               |  | <b>-</b>     |                               | <b>-</b>     |
| <b>LIABILITIES, DEFERRED INFLOWS OF RESOURCES AND FUND BALANCES</b>       |  |              |                               |              |
| <b>Total Current Liabilities</b>  | <b>\$</b>  | <b>-</b>     | <b>\$</b>                     | <b>-</b>     |
| <b>Total Non-Current Liabilities</b>                                      |  | <b>-</b>     |                               | <b>-</b>     |
| <b>TOTAL LIABILITIES</b>  |  | <b>-</b>     |                               | <b>-</b>     |
| <b>DEFERRED INFLOWS OF RESOURCES</b>                                      |  |              |                               |              |
| Deferred Inflows of Resources   |  | -            |                               | -            |
| <b>TOTAL DEFERRED INFLOWS OF RESOURCES</b>                                |  | <b>-</b>     |                               | <b>-</b>     |
| Fund Balances (Deficits):   |  |              |                               |              |
| Nonspendable  |  | -            |                               | -            |
| Restricted  |  | 15.76        |                               | 15.76        |
| Committed   |  | -            |                               | -            |
| Assigned  |  | -            |                               | -            |
| Unassigned  |  | -            |                               | -            |
| <b>Total Fund Balances</b>  |  | <b>15.76</b> |                               | <b>15.76</b> |
| <b>TOTAL LIABILITIES, DEFERRED INFLOWS OF RESOURCES AND FUND BALANCES</b> | <b>\$</b>  | <b>15.76</b> | <b>\$</b>                     | <b>15.76</b> |



**Texas Parks and Wildlife Department (802)**  
**EXHIBIT C-2 - COMBINING STATEMENT OF REVENUES, EXPENDITURES**  
**AND CHANGES IN FUND BALANCES - Debt Service Funds**  
 For the fiscal year ended August 31, 2019

|  | TEXAS PARKS<br>DEVELOPMENT BONDS<br>INTEREST AND SINKING<br>FUND<br>(0409) | TOTALS<br>(EXHIBIT II)<br>2019 |
|--|--|--------------------------------|
| <b>REVENUES</b>  |  |                                |
| Interest, Dividend and Other Income (GR)                     | \$ 271.15  | \$ 271.15                      |
| <b>TOTAL REVENUES</b>  | <b>271.15</b>  | <b>271.15</b>                  |
| <b>EXPENDITURES</b>  |  |                                |
| <b>TOTAL EXPENDITURES</b>                                    | -  | -                              |
| Excess (Deficiency) of Revenues<br>Over (Under) Expenditures | 271.15   | 271.15                         |
| <b>OTHER FINANCING SOURCES (USES)</b>                        |  |                                |
| Transfers-Out  | (318.87)   | (318.87)                       |
| <b>TOTAL OTHER FINANCING SOURCES (USES)</b>                  | <b>(318.87)</b>  | <b>(318.87)</b>                |
| <b>SPECIAL ITEMS</b>   |  |                                |
| Proceeds from Sale of Park Land                              | -  | -                              |
| <b>EXTRAORDINARY ITEMS</b>                                   |  |                                |
| Natural Disaster   | -  | -                              |
| Net Change in Fund Balances                                  | (47.72)  | (47.72)                        |
| <b>FUND FINANCIAL STATEMENT - FUND BALANCES</b>              |  |                                |
| Fund Balances, September 1, 2018                             | 63.48  | 63.48                          |
| Restatements (Note 14)                                       | -  | -                              |
| Fund Balances, September 1, 2018, as Restated                | 63.48  | 63.48                          |
| Appropriations Lapsed  | -  | -                              |
| <b>FUND BALANCES, AUGUST 31, 2019</b>                        | <b>\$ 15.76</b>  | <b>\$ 15.76</b>                |



Texas Parks and Wildlife Department (802)  
**EXHIBIT D-1 - COMBINING BALANCE SHEET - Capital Projects Funds**  
 August 31, 2019

|  |  |
|--|--|
| T.P.F.A.<br>G.O. COMMERCIAL PAPER<br>SERIES 2008<br>TPWD PROJECT 1A FUND<br>(7635) | T.P.F.A.<br>G.O. COMMERCIAL PAPER<br>SERIES 2008<br>TPWD PROJECT 1B FUND<br>(7647) |
|--|--|

| ASSETS  |           |          |                  |
|---|-----------|----------|------------------|
| Current Assets:   |           |          |                  |
| Due From Other Agencies   | \$        | -        | \$ 500.00        |
| <b>Total Current Assets</b>   |           | -        | <b>500.00</b>    |
| <b>Total Non-Current Assets</b>   |           | -        | <b>-</b>         |
| <b>TOTAL ASSETS</b>   | <b>\$</b> | <b>-</b> | <b>\$ 500.00</b> |
| DEFERRED OUTFLOWS OF RESOURCES  |           |          |                  |
| Deferred Outflows of Resources  |           | -        | -                |
| <b>TOTAL DEFERRED OUTFLOWS OF RESOURCES</b>                               |           | <b>-</b> | <b>-</b>         |
| LIABILITIES, DEFERRED INFLOWS OF RESOURCES AND FUND BALANCES              |           |          |                  |
| Liabilities   |           |          |                  |
| Current Liabilities:  |           |          |                  |
| Payables from:  |           |          |                  |
| Accounts  | \$        | -        | \$ 500.00        |
| <b>Total Current Liabilities</b>  |           | <b>-</b> | <b>500.00</b>    |
| <b>Total Non-Current Liabilities</b>                                      |           | <b>-</b> | <b>-</b>         |
| <b>TOTAL LIABILITIES</b>  |           | <b>-</b> | <b>500.00</b>    |
| DEFERRED INFLOWS OF RESOURCES   |           |          |                  |
| Deferred Inflows of Resources   |           | -        | -                |
| <b>TOTAL DEFERRED INFLOWS OF RESOURCES</b>                                |           | <b>-</b> | <b>-</b>         |
| Fund Balances (Deficits):   |           |          |                  |
| Nonspendable  |           | -        | -                |
| Restricted  |           | -        | -                |
| Committed   |           | -        | -                |
| Assigned  |           | -        | -                |
| Unassigned  |           | -        | -                |
| <b>Total Fund Balances</b>  |           | <b>-</b> | <b>-</b>         |
| <b>TOTAL LIABILITIES, DEFERRED INFLOWS OF RESOURCES AND FUND BALANCES</b> | <b>\$</b> | <b>-</b> | <b>\$ 500.00</b> |





Texas Parks and Wildlife Department (802)  
**EXHIBIT D-1 - COMBINING BALANCE SHEET - Capital Projects Funds**  
 August 31, 2019

|   | T.P.F.A.<br>G.O. COMMERCIAL PAPER<br>SERIES 2008<br>TPWD PROJECT 1C FUND<br>(7654) | T.P.F.A.<br>G.O. COMMERCIAL PAPER<br>SERIES 2008<br>TPWD PROJECT 1D FUND<br>(7659) | TOTALS<br>(EXHIBIT I)<br>2019 |
|---|--|--|-------------------------------|
| <b>ASSETS</b>   |  |  |                               |
| Current Assets:   |  |  |                               |
| Due From Other Agencies   | \$ 1,303.48  | \$ 94,213.65   | \$ 96,017.13                  |
| <b>Total Current Assets</b>   | <b>1,303.48</b>  | <b>94,213.65</b>   | <b>96,017.13</b>              |
| <b>Total Non-Current Assets</b>   | <b>-</b>   | <b>-</b>   | <b>-</b>                      |
| <b>TOTAL ASSETS</b>   | <b>\$ 1,303.48</b>   | <b>\$ 94,213.65</b>  | <b>\$ 96,017.13</b>           |
| <b>DEFERRED OUTFLOWS OF RESOURCES</b>                                     |  |  |                               |
| Deferred Outflows of Resources  | -  | -  | -                             |
| <b>TOTAL DEFERRED OUTFLOWS OF RESOURCES</b>                               | <b>-</b>   | <b>-</b>   | <b>-</b>                      |
| <b>LIABILITIES, DEFERRED INFLOWS OF RESOURCES AND FUND BALANCES</b>       |  |  |                               |
| Liabilities:  |  |  |                               |
| Current Liabilities:  |  |  |                               |
| Payables from:  |  |  |                               |
| Accounts  | \$ 1,303.48  | \$ 94,213.65   | \$ 96,017.13                  |
| <b>Total Current Liabilities</b>  | <b>1,303.48</b>  | <b>94,213.65</b>   | <b>96,017.13</b>              |
| <b>Total Non-Current Liabilities</b>                                      | <b>-</b>   | <b>-</b>   | <b>-</b>                      |
| <b>TOTAL LIABILITIES</b>  | <b>1,303.48</b>  | <b>94,213.65</b>   | <b>96,017.13</b>              |
| <b>DEFERRED INFLOWS OF RESOURCES</b>                                      |  |  |                               |
| Deferred Inflows of Resources   | -  | -  | -                             |
| <b>TOTAL DEFERRED INFLOWS OF RESOURCES</b>                                | <b>-</b>   | <b>-</b>   | <b>-</b>                      |
| Fund Balances (Deficits):   |  |  |                               |
| Nonspendable  | -  | -  | -                             |
| Restricted  | -  | -  | -                             |
| Committed   | -  | -  | -                             |
| Assigned  | -  | -  | -                             |
| Unassigned  | -  | -  | -                             |
| <b>Total Fund Balances</b>  | <b>-</b>   | <b>-</b>   | <b>-</b>                      |
| <b>TOTAL LIABILITIES, DEFERRED INFLOWS OF RESOURCES AND FUND BALANCES</b> | <b>\$ 1,303.48</b>   | <b>\$ 94,213.65</b>  | <b>\$ 96,017.13</b>           |



**Texas Parks and Wildlife Department (802)**  
**EXHIBIT D-2 - COMBINING STATEMENT OF REVENUES, EXPENDITURES AND**  
**CHANGES IN FUND BALANCES - Capital Projects Funds**  
 For the fiscal year ended August 31, 2019

|  | T.P.F.A.<br>G.O. COMMERCIAL PAPER<br>SERIES 2008<br>TPWD PROJECT 1A FUND<br>(7635) | T.P.F.A.<br>G.O. COMMERCIAL PAPER<br>SERIES 2008<br>TPWD PROJECT 1B FUND<br>(7647) |
|--|--|--|
| <b>REVENUES</b>  |  |  |
| <b>TOTAL REVENUES</b>  | \$ -   | \$ -   |
| <b>EXPENDITURES</b>  |  |  |
| Salaries and Wages   | -  | 9,825.31   |
| Payroll Related Costs  | -  | 2,697.72   |
| Professional Fees and Services                               | 11,400.00  | 5,182.89   |
| Travel   | -  | 48.04  |
| Materials and Supplies                                       | -  | (603.68)   |
| Repairs and Maintenance                                      | -  | 879,597.93   |
| Printing and Reproduction                                    | -  | -  |
| Other Expenditures   | -  | (4.89)   |
| Capital Outlay   | 1,238.22   | 126,240.60   |
| <b>TOTAL EXPENDITURES</b>                                    | <b>12,638.22</b>   | <b>1,022,983.92</b>  |
| Excess (Deficiency) of Revenues<br>Over (Under) Expenditures | (12,638.22)  | (1,022,983.92)   |
| <b>OTHER FINANCING SOURCES (USES)</b>                        |  |  |
| Transfers-In   | 12,638.22  | 1,022,983.92   |
| Transfers-Out  | -  | -  |
| <b>TOTAL OTHER FINANCING SOURCES (USES)</b>                  | <b>12,638.22</b>   | <b>1,022,983.92</b>  |
| <b>SPECIAL ITEMS</b>   |  |  |
| Proceeds from Sale of Park Land                              | -  | -  |
| <b>EXTRAORDINARY ITEMS</b>                                   |  |  |
| Natural Disaster   | -  | -  |
| Net Change in Fund Balances                                  | -  | -  |
| <b>FUND FINANCIAL STATEMENT - FUND BALANCES</b>              |  |  |
| Fund Balances, September 1, 2018                             | -  | -  |
| Restatements (Note 14)                                       | -  | -  |
| Fund Balances, September 1, 2018, as Restated                | -  | -  |
| Appropriations Lapsed  | -  | -  |
| <b>FUND BALANCES, AUGUST 31, 2019</b>                        | <b>\$ -</b>  | <b>\$ -</b>  |



**Texas Parks and Wildlife Department (802)**  
**EXHIBIT D-2 - COMBINING STATEMENT OF REVENUES, EXPENDITURES AND**  
**CHANGES IN FUND BALANCES - Capital Projects Funds**  
 For the fiscal year ended August 31, 2019

|  | T.P.F.A.<br>G.O. COMMERCIAL PAPER<br>SERIES 2008<br>TPWD PROJECT 1C FUND<br>(7654) | T.P.F.A.<br>G.O. COMMERCIAL PAPER<br>SERIES 2008<br>TPWD PROJECT 1D FUND<br>(7659) | TOTALS<br>(EXHIBIT II)<br>2019 |
|--|--|--|--------------------------------|
| <b>REVENUES</b>  |  |  |                                |
| <b>TOTAL REVENUES</b>  | \$ -   | \$ -   | \$ -                           |
| <b>EXPENDITURES</b>  |  |  |                                |
| Salaries and Wages   | 176,460.90   | 155,126.68   | 341,412.89                     |
| Payroll Related Costs  | 53,125.28  | 47,177.97  | 103,000.97                     |
| Professional Fees and Services                               | 872,303.26   | 81,293.42  | 970,179.57                     |
| Travel   | 2,606.14   | 5,323.99   | 7,978.17                       |
| Materials and Supplies                                       | 1,596.31   | 1,400.07   | 2,392.70                       |
| Repairs and Maintenance                                      | 71,886.66  | 850.00   | 952,334.59                     |
| Printing and Reproduction                                    | 713.83   | 488.61   | 1,202.44                       |
| Other Expenditures   | 82,391.87  | 80.71  | 82,467.69                      |
| Capital Outlay   | 1,703,678.67   | 723,977.13   | 2,555,134.62                   |
| <b>TOTAL EXPENDITURES</b>                                    | <b>2,964,762.92</b>  | <b>1,015,718.58</b>  | <b>5,016,103.64</b>            |
| Excess (Deficiency) of Revenues<br>Over (Under) Expenditures | (2,964,762.92)   | (1,015,718.58)   | (5,016,103.64)                 |
| <b>OTHER FINANCING SOURCES (USES)</b>                        |  |  |                                |
| Transfers-In   | 3,039,392.94   | 3,093,484.68   | 7,168,499.76                   |
| Transfers-Out  | -  | (2,073,310.92)   | (2,073,310.92)                 |
| <b>TOTAL OTHER FINANCING SOURCES (USES)</b>                  | <b>3,039,392.94</b>  | <b>1,020,173.76</b>  | <b>5,095,188.84</b>            |
| <b>SPECIAL ITEMS</b>   |  |  |                                |
| Proceeds from Sale of Park Land                              | -  | -  | -                              |
| <b>EXTRAORDINARY ITEMS</b>                                   |  |  |                                |
| Natural Disaster   | -  | -  | -                              |
| Net Change in Fund Balances                                  | 74,630.02  | 4,455.18   | 79,085.20                      |
| <b>FUND FINANCIAL STATEMENT - FUND BALANCES</b>              |  |  |                                |
| Fund Balances, September 1, 2018                             | (74,630.02)  | (4,455.18)   | (79,085.20)                    |
| Restatements (Note 14)                                       | -  | -  | -                              |
| Fund Balances, September 1, 2018, as Restated                | (74,630.02)  | (4,455.18)   | (79,085.20)                    |
| Appropriations Lapsed  | -  | -  | -                              |
| <b>FUND BALANCES, AUGUST 31, 2019</b>                        | <b>\$ 0.00</b>   | <b>\$ 0.00</b>   | <b>\$ 0.00</b>                 |



Texas Parks and Wildlife Department (802)  
**EXHIBIT E-1 - COMBINING BALANCE SHEET - Permanent Funds**  
 August 31, 2019

|   |  |
|---|--|
| <b>STATE PARKS<br/>ENDOWMENT<br/>TRUST ACCOUNT<br/>(0885)</b> | <b>TOTALS<br/>(EXHIBIT I)<br/>2019</b> |
|---|--|

**ASSETS**

Current Assets:

Cash and Cash Equivalents

Cash in State Treasury

\$ 656,537.69 \$ 656,537.69

Receivables from:

Interest and Dividends

1,299.60 1,299.60

**Total Current Assets**

**657,837.29 657,837.29**

**Total Non-Current Assets**

**- -**

**TOTAL ASSETS**

**\$ 657,837.29 \$ 657,837.29**

**DEFERRED OUTFLOWS OF RESOURCES**

Deferred Outflows of Resources

- -

**TOTAL DEFERRED OUTFLOWS OF RESOURCES**

**- -**

**LIABILITIES, DEFERRED INFLOWS OF RESOURCES AND FUND BALANCES**

**Total Current Liabilities**

**\$ - \$ -**

**Total Non-Current Liabilities**

**- -**

**TOTAL LIABILITIES**

**- -**

**DEFERRED INFLOWS OF RESOURCES**

Deferred Inflows of Resources

- -

**TOTAL DEFERRED INFLOWS OF RESOURCES**

**- -**

Fund Balances (Deficits):

Nonspendable

287,277.24 287,277.24

Restricted

370,560.05 370,560.05

Committed

- -

Assigned

- -

Unassigned


- -

**Total Fund Balances**

**657,837.29 657,837.29**

**TOTAL LIABILITIES, DEFERRED INFLOWS OF RESOURCES AND FUND BALANCES**

**\$ 657,837.29 \$ 657,837.29**





**Texas Parks and Wildlife Department (802)**  
**EXHIBIT E-2 - COMBINING STATEMENT OF REVENUES, EXPENDITURES**  
**AND CHANGES IN FUND BALANCES - Permanent Funds**  
 For the fiscal year ended August 31, 2019

|  | STATE PARKS<br>ENDOWMENT<br>TRUST ACCOUNT<br>(0885) | TOTALS<br>(EXHIBIT II)<br>2019 |
|--|---|--------------------------------|
| <b>REVENUES</b>  |   |                                |
| Interest, Dividend and Other Income (GR)                     | \$ 15,716.99  | \$ 15,716.99                   |
| <b>TOTAL REVENUES</b>  | <b>15,716.99</b>                                    | <b>15,716.99</b>               |
| <b>EXPENDITURES</b>  |   |                                |
| <b>TOTAL EXPENDITURES</b>                                    | <b>-</b>  | <b>-</b>                       |
| Excess (Deficiency) of Revenues<br>Over (Under) Expenditures | 15,716.99   | 15,716.99                      |
| <b>OTHER FINANCING SOURCES (USES)</b>                        |   |                                |
| <b>TOTAL OTHER FINANCING SOURCES (USES)</b>                  | <b>-</b>  | <b>-</b>                       |
| <b>SPECIAL ITEMS</b>   |   |                                |
| Proceeds from Sale of Park Land                              | -   | -                              |
| <b>EXTRAORDINARY ITEMS</b>                                   |   |                                |
| Natural Disaster   | -   | -                              |
| Net Change in Fund Balances                                  | 15,716.99   | 15,716.99                      |
| <b>FUND FINANCIAL STATEMENT - FUND BALANCES</b>              |   |                                |
| Fund Balances, September 1, 2018                             | 642,120.30  | 642,120.30                     |
| Restatements (Note 14)                                       | -   | -                              |
| Fund Balances, September 1, 2018, as Restated                | 642,120.30  | 642,120.30                     |
| Appropriations Lapsed  | -   | -                              |
| <b>FUND BALANCES, AUGUST 31, 2019</b>                        | <b>\$ 657,837.29</b>                                | <b>\$ 657,837.29</b>           |



Texas Parks & Wildlife Department (802)  
**EXHIBIT J-1 - COMBINING STATEMENT OF CHANGES IN  
 ASSETS AND LIABILITIES - Agency Funds**  
 August 31, 2019

| BEGINNING<br>BALANCE<br>SEPTEMBER 1, 2018 | ADDITIONS | DEDUCTIONS | ENDING<br>BALANCE<br>AUGUST 31, 2019 |
|---|-----------|------------|--------------------------------------|
|---|-----------|------------|--------------------------------------|

**Unappropriated Collections General Revenue Fund (0001) U/F (1000)**

| ASSETS                           |                |                     |                     |
|----------------------------------|----------------|---------------------|---------------------|
| Current                          |                |                     |                     |
| Cash in State Treasury           | \$ -           | \$ 53,285.39        | \$ 53,285.39        |
| Restricted - Cash in Bank        | 4.00           | -                   | 4.00                |
| <b>Total Current Assets</b>      | <b>\$ 4.00</b> | <b>\$ 53,285.39</b> | <b>\$ 53,289.39</b> |
| LIABILITIES                      |                |                     |                     |
| Current                          |                |                     |                     |
| Funds Held for Others            | \$ 4.00        | \$ 53,285.39        | \$ 53,289.39        |
| <b>Total Current Liabilities</b> | <b>\$ 4.00</b> | <b>\$ 53,285.39</b> | <b>\$ 53,289.39</b> |

**P&W Point of Sale Deposits Escrow Trust (0843)**

| ASSETS                           |                      |                      |                      |
|----------------------------------|----------------------|----------------------|----------------------|
| Current                          |                      |                      |                      |
| Cash in State Treasury           | \$ 213,045.93        | \$ 239,749.23        | \$ 236,145.93        |
| Restricted - Cash in Bank        | 375.00               | -                    | 375.00               |
| Receivables:                     |                      |                      |                      |
| Accounts Receivables, Net        | -                    | 75.00                | -                    |
| <b>Total Current Assets</b>      | <b>\$ 213,420.93</b> | <b>\$ 239,824.23</b> | <b>\$ 236,520.93</b> |
| LIABILITIES                      |                      |                      |                      |
| Current                          |                      |                      |                      |
| Accounts Payable                 | \$ -                 | \$ 4,760.00          | \$ 4,760.00          |
| Funds Held for Others            | 213,420.93           | 239,824.23           | 236,520.93           |
| <b>Total Current Liabilities</b> | <b>\$ 213,420.93</b> | <b>\$ 244,584.23</b> | <b>\$ 241,280.93</b> |

**Warrant Hold Offset (0900) U/F (9016) \***


| ASSETS                           |             |                 |                 |
|----------------------------------|-------------|-----------------|-----------------|
| Current                          |             |                 |                 |
| Cash in State Treasury           | \$ -        | \$ 95.00        | \$ 95.00        |
| <b>Total Current Assets</b>      | <b>\$ -</b> | <b>\$ 95.00</b> | <b>\$ 95.00</b> |
| LIABILITIES                      |             |                 |                 |
| Current                          |             |                 |                 |
| Funds Held for Others            | \$ -        | \$ 95.00        | \$ 95.00        |
| <b>Total Current Liabilities</b> | <b>\$ -</b> | <b>\$ 95.00</b> | <b>\$ 95.00</b> |

**Suspense - Star of the Republic Museum (0900) U/F (0922) \***

| ASSETS                           |                     |                     |                     |
|----------------------------------|---------------------|---------------------|---------------------|
| Current                          |                     |                     |                     |
| Cash in State Treasury           | \$ 10,533.30        | \$ 22,375.05        | \$ 23,138.30        |
| <b>Total Current Assets</b>      | <b>\$ 10,533.30</b> | <b>\$ 22,375.05</b> | <b>\$ 23,138.30</b> |
| LIABILITIES                      |                     |                     |                     |
| Current                          |                     |                     |                     |
| Accounts Payable                 | \$ -                | \$ 12,458.00        | \$ 12,458.00        |
| Funds Held for Others            | 10,533.30           | 22,375.05           | 23,138.30           |
| <b>Total Current Liabilities</b> | <b>\$ 10,533.30</b> | <b>\$ 34,833.05</b> | <b>\$ 35,596.30</b> |

**Suspense - USFWS Refuge Hunt Permit (0900) U/F (0936) \***

| ASSETS                           |                      |                      |                      |
|----------------------------------|----------------------|----------------------|----------------------|
| Current                          |                      |                      |                      |
| Cash in State Treasury           | \$ 62,120.50         | \$ 127,290.50        | \$ 189,411.00        |
| Restricted - Cash in Bank        | 56,439.50            | -                    | 56,439.50            |
| <b>Total Current Assets</b>      | <b>\$ 118,560.00</b> | <b>\$ 127,290.50</b> | <b>\$ 245,850.50</b> |
| LIABILITIES                      |                      |                      |                      |
| Current                          |                      |                      |                      |
| Accounts Payable                 | \$ -                 | \$ 189,012.00        | \$ 189,012.00        |
| Funds Held for Others            | 118,560.00           | 127,290.50           | 245,850.50           |
| <b>Total Current Liabilities</b> | <b>\$ 118,560.00</b> | <b>\$ 316,302.50</b> | <b>\$ 434,862.50</b> |



Texas Parks & Wildlife Department (802)  
**EXHIBIT J-1 - COMBINING STATEMENT OF CHANGES IN  
 ASSETS AND LIABILITIES - Agency Funds**  
 August 31, 2019

| BEGINNING<br>BALANCE<br>SEPTEMBER 1, 2018 | ADDITIONS | DEDUCTIONS | ENDING<br>BALANCE<br>AUGUST 31, 2019 |
|---|-----------|------------|--------------------------------------|
|---|-----------|------------|--------------------------------------|

**Suspense - License Donation Veterans (0900) U/F (0937) \***

| ASSETS                           |                     |                      |                      |                     |
|----------------------------------|---------------------|----------------------|----------------------|---------------------|
| Current                          |                     |                      |                      |                     |
| Cash in State Treasury           | \$ 17,473.00        | \$ 205,265.90        | \$ 176,229.90        | \$ 46,509.00        |
| Restricted - Cash in Bank        | 35,421.95           | -                    | 35,421.95            | -                   |
| Receivables:                     |                     |                      |                      |                     |
| Accounts Receivables, Net        | -                   | 22,377.00            | -                    | 22,377.00           |
| <b>Total Current Assets</b>      | <b>\$ 52,894.95</b> | <b>\$ 227,642.90</b> | <b>\$ 211,651.85</b> | <b>\$ 68,886.00</b> |
| LIABILITIES                      |                     |                      |                      |                     |
| Current                          |                     |                      |                      |                     |
| Due to Other Agencies            | \$ 36,942.95        | \$ 402,062.00        | \$ 370,118.95        | \$ 68,886.00        |
| Funds Held for Others            | 15,952.00           | 227,642.90           | 243,594.90           | -                   |
| <b>Total Current Liabilities</b> | <b>\$ 52,894.95</b> | <b>\$ 629,704.90</b> | <b>\$ 613,713.85</b> | <b>\$ 68,886.00</b> |

**Suspense - License Donation Hungry Texans (0900) U/F (0938) \***


| ASSETS                           |                     |                      |                      |                     |
|----------------------------------|---------------------|----------------------|----------------------|---------------------|
| Current                          |                     |                      |                      |                     |
| Cash in State Treasury           | \$ 11,960.00        | \$ 137,162.80        | \$ 116,762.80        | \$ 32,360.00        |
| Restricted - Cash in Bank        | 12,916.90           | 59,162.00            | 72,078.90            | -                   |
| Receivables:                     |                     |                      |                      |                     |
| Accounts Receivables, Net        | -                   | 14,842.00            | -                    | 14,842.00           |
| <b>Total Current Assets</b>      | <b>\$ 24,876.90</b> | <b>\$ 211,166.80</b> | <b>\$ 188,841.70</b> | <b>\$ 47,202.00</b> |
| LIABILITIES                      |                     |                      |                      |                     |
| Current                          |                     |                      |                      |                     |
| Accounts Payable                 | \$ -                | \$ 114,071.90        | \$ 114,071.90        | \$ -                |
| Funds Held for Others            | 24,876.90           | 211,166.80           | 188,841.70           | 47,202.00           |
| <b>Total Current Liabilities</b> | <b>\$ 24,876.90</b> | <b>\$ 325,238.70</b> | <b>\$ 302,913.60</b> | <b>\$ 47,202.00</b> |

**Suspense - Local Hotel Taxes (0900) U/F (0939) \***

| ASSETS                           |                     |                      |                      |                     |
|----------------------------------|---------------------|----------------------|----------------------|---------------------|
| Current                          |                     |                      |                      |                     |
| Cash in State Treasury           | \$ 57,390.00        | \$ 481,966.87        | \$ 479,821.62        | \$ 59,535.25        |
| Restricted - Cash in Bank        | (1,878.10)          | 86,685.46            | 84,807.36            | -                   |
| Receivables:                     |                     |                      |                      |                     |
| Accounts Receivables, Net        | -                   | 34,735.76            | -                    | 34,735.76           |
| Interfund Receivable             | -                   | 117.07               | 117.07               | -                   |
| Due From Other Funds             | 100.09              | 16.98                | 100.09               | 16.98               |
| <b>Total Current Assets</b>      | <b>\$ 55,611.99</b> | <b>\$ 603,522.14</b> | <b>\$ 564,846.14</b> | <b>\$ 94,287.99</b> |
| LIABILITIES                      |                     |                      |                      |                     |
| Current                          |                     |                      |                      |                     |
| Accounts Payable                 | \$ -                | \$ 186,113.18        | \$ 186,113.18        | \$ -                |
| Funds Held for Others            | 55,611.99           | 603,288.00           | 564,612.00           | 94,287.99           |
| <b>Total Current Liabilities</b> | <b>\$ 55,611.99</b> | <b>\$ 789,401.18</b> | <b>\$ 750,725.18</b> | <b>\$ 94,287.99</b> |

**USPS - Overpayments to Employees (0900) U/F (9015) \***


| ASSETS                           |                     |                     |                     |                     |
|----------------------------------|---------------------|---------------------|---------------------|---------------------|
| Current                          |                     |                     |                     |                     |
| Cash in State Treasury           | \$ 15,295.51        | \$ 26,847.18        | \$ 30,284.94        | \$ 11,857.75        |
| <b>Total Current Assets</b>      | <b>\$ 15,295.51</b> | <b>\$ 26,847.18</b> | <b>\$ 30,284.94</b> | <b>\$ 11,857.75</b> |
| LIABILITIES                      |                     |                     |                     |                     |
| Current                          |                     |                     |                     |                     |
| Funds Held for Others            | \$ 15,295.51        | \$ 26,847.18        | \$ 30,284.94        | \$ 11,857.75        |
| <b>Total Current Liabilities</b> | <b>\$ 15,295.51</b> | <b>\$ 26,847.18</b> | <b>\$ 30,284.94</b> | <b>\$ 11,857.75</b> |



Texas Parks & Wildlife Department (802)  
**EXHIBIT J-1 - COMBINING STATEMENT OF CHANGES IN  
 ASSETS AND LIABILITIES - Agency Funds**  
 August 31, 2019

|   | BEGINNING<br>BALANCE<br>SEPTEMBER 1, 2018 | ADDITIONS              | DEDUCTIONS             | ENDING<br>BALANCE<br>AUGUST 31, 2019 |
|---|---|------------------------|------------------------|--------------------------------------|
| <b>Agency Suspense Payable Deducts (0900) U/F (9904) *</b>          |   |                        |                        |                                      |
| <b>ASSETS</b>   |   |                        |                        |                                      |
| Current   |   |                        |                        |                                      |
| Cash in State Treasury  | \$ 256.20                                 | \$ 366,696.82          | \$ 366,953.02          | \$ -                                 |
| <b>Total Current Assets</b>   | <b>\$ 256.20</b>                          | <b>\$ 366,696.82</b>   | <b>\$ 366,953.02</b>   | <b>\$ -</b>                          |
| <b>LIABILITIES</b>  |   |                        |                        |                                      |
| Current   |   |                        |                        |                                      |
| Funds Held for Others   | \$ 256.20                                 | \$ 366,696.82          | \$ 366,953.02          | \$ -                                 |
| <b>Total Current Liabilities</b>                                    | <b>\$ 256.20</b>                          | <b>\$ 366,696.82</b>   | <b>\$ 366,953.02</b>   | <b>\$ -</b>                          |
| <b>Correction Account - Direct Deposit (0980)</b>                   |   |                        |                        |                                      |
| <b>ASSETS</b>   |   |                        |                        |                                      |
| Current   |   |                        |                        |                                      |
| Cash in State Treasury  | \$ -                                      | \$ 147,818.36          | \$ 147,818.36          | \$ -                                 |
| <b>Total Current Assets</b>   | <b>\$ -</b>                               | <b>\$ 147,818.36</b>   | <b>\$ 147,818.36</b>   | <b>\$ -</b>                          |
| <b>LIABILITIES</b>  |   |                        |                        |                                      |
| Current   |   |                        |                        |                                      |
| Funds Held for Others   | \$ -                                      | \$ 147,818.36          | \$ 147,818.36          | \$ -                                 |
| <b>Total Current Liabilities</b>                                    | <b>\$ -</b>                               | <b>\$ 147,818.36</b>   | <b>\$ 147,818.36</b>   | <b>\$ -</b>                          |
| <b>USPS - Direct Deposit Return Money (0980) U/F (9014) *</b>       |   |                        |                        |                                      |
| <b>ASSETS</b>   |   |                        |                        |                                      |
| Current   |   |                        |                        |                                      |
| Cash in State Treasury  | \$ -                                      | \$ 21,784.81           | \$ 21,784.81           | \$ -                                 |
| <b>Total Current Assets</b>   | <b>\$ -</b>                               | <b>\$ 21,784.81</b>    | <b>\$ 21,784.81</b>    | <b>\$ -</b>                          |
| <b>LIABILITIES</b>  |   |                        |                        |                                      |
| Current   |   |                        |                        |                                      |
| Funds Held for Others   | \$ -                                      | \$ 21,784.81           | \$ 21,784.81           | \$ -                                 |
| <b>Total Current Liabilities</b>                                    | <b>\$ -</b>                               | <b>\$ 21,784.81</b>    | <b>\$ 21,784.81</b>    | <b>\$ -</b>                          |
| <b>Child Support Addenda Deducts - Suspense (0807) U/F (8070) *</b> |   |                        |                        |                                      |
| <b>ASSETS</b>   |   |                        |                        |                                      |
| Current   |   |                        |                        |                                      |
| Cash in State Treasury  | \$ 31,907.58                              | \$ 415,494.40          | \$ 416,401.68          | \$ 31,000.30                         |
| <b>Total Current Assets</b>   | <b>\$ 31,907.58</b>                       | <b>\$ 415,494.40</b>   | <b>\$ 416,401.68</b>   | <b>\$ 31,000.30</b>                  |
| <b>LIABILITIES</b>  |   |                        |                        |                                      |
| Current   |   |                        |                        |                                      |
| Accounts Payable  | \$ -                                      | \$ 379,431.94          | \$ 379,431.94          | \$ -                                 |
| Funds Held for Others   | 31,907.58                                 | 415,494.40             | 416,401.68             | 31,000.30                            |
| <b>Total Current Liabilities</b>                                    | <b>\$ 31,907.58</b>                       | <b>\$ 794,926.34</b>   | <b>\$ 795,833.62</b>   | <b>\$ 31,000.30</b>                  |
| <b>TOTALS - ALL AGENCY FUNDS</b>                                    |   |                        |                        |                                      |
| <b>ASSETS</b>   |   |                        |                        |                                      |
| Current   |   |                        |                        |                                      |
| Cash in State Treasury  | \$ 419,982.02                             | \$ 2,245,832.31        | \$ 2,258,132.75        | \$ 407,681.58                        |
| Restricted - Cash in Bank   | 103,279.25                                | 145,847.46             | 249,126.71             | -                                    |
| Receivables:  |   |                        |                        |                                      |
| Accounts Receivables, Net   | -   | 72,029.76              | -                      | 72,029.76                            |
| Interfund Receivable  | -   | 117.07                 | 117.07                 | -                                    |
| Due From Other Funds  | 100.09                                    | 16.98                  | 100.09                 | 16.98                                |
| <b>Total Current Assets</b>   | <b>\$ 523,361.36</b>                      | <b>\$ 2,463,843.58</b> | <b>\$ 2,507,476.62</b> | <b>\$ 479,728.32</b>                 |
| <b>LIABILITIES</b>  |   |                        |                        |                                      |
| Current   |   |                        |                        |                                      |
| Accounts Payable  | \$ -                                      | \$ 885,847.02          | \$ 885,847.02          | \$ -                                 |
| Due to Other Agencies   | 36,942.95                                 | 402,062.00             | 370,118.95             | 68,886.00                            |
| Funds Held for Others   | 486,418.41                                | 2,463,609.44           | 2,539,185.53           | 410,842.32                           |
| <b>Total Current Liabilities</b>                                    | <b>\$ 523,361.36</b>                      | <b>\$ 3,751,518.46</b> | <b>\$ 3,795,151.50</b> | <b>\$ 479,728.32</b>                 |

\*GAAP Fund is noted as (XXXX), USAS D23 U/F (XXXX)







# Notes to the Financial Statements





## TEXAS PARKS AND WILDLIFE DEPARTMENT (802)

**NOTE 1: Summary of Significant Accounting Policies****Entity**

The accompanying financial statements reflect the financial position of the Texas Parks and Wildlife Department (TPWD). TPWD is an agency of the State of Texas, and its financial records comply with state statutes and regulations. This includes compliance with the Texas Comptroller of Public Accounts' *Reporting Requirements - Annual Financial Reports of State Agencies and Universities*.

TPWD, established by the Legislature in 1963 by merging the State Parks Board and the Game and Fish Commission, operates under the Parks and Wildlife Code. Policy direction is provided by the Texas Parks and Wildlife Commission. An Executive Director, appointed by the Commission, directs the administration of TPWD.


TPWD's primary functions are management and conservation of the state's natural and cultural resources, provision of outdoor recreational opportunities, conservation education and outreach, and cultural/historical interpretation. To this end, TPWD:

- Operates and maintains a system of public lands including wildlife management areas, fish hatcheries, and state parks, historic sites, and natural areas.
- Serves as the state agency with primary responsibility for conserving, protecting and enhancing the state's fish and wildlife resources. In fulfilling these responsibilities, TPWD monitors and assesses habitats, provides technical assistance to landowners, surveys fish and game/nongame populations, conducts research and demonstration projects, and stocks inland and coastal waters with game fish.
- Regulates and enforces commercial and recreational fishing, hunting, boating, water safety and nongame laws in the state as well as the Texas Parks and Wildlife Code, the Penal Code, the Water Code and the Antiquities Code.
- Monitors, conserves and enhances aquatic and wildlife habitat, including the quality and quantity of rivers, streams, lakes, coastal marshes, bays, beaches and gulf waters. By statute, TPWD coordinates much of this activity with other state and federal agencies.
- Informs and educates the public regarding laws and rules regulating fish, game/nongame wildlife and environmental habitats, boating safety, firearm safety for hunters, fish and wildlife conservation and outdoor recreation in general.
- Provides direct matching grants to local political subdivisions and non-profit entities for planning, acquisition or development of local parks, indoor and outdoor recreational facilities, and for recreation, conservation and education programs for underserved populations.

Due to statewide requirements embedded in Governmental Accounting Standards Board Statement No. 34, *Basic Financial Statements – and Management's Discussion and Analysis – for State and Local Governments*, the Comptroller of Public Accounts does not require the accompanying annual financial report to comply with all the requirements in this statement. The financial report will be considered for audit by the State Auditor as part of the audit of the State of Texas *Comprehensive Annual Financial Report (CAFR)*; therefore, an opinion has not been expressed on the financial statements and related information contained in this report.

**Blended and Discretely Presented Component Units:**

No blended or discretely presented component units have been identified.



## TEXAS PARKS AND WILDLIFE DEPARTMENT (802)

**NOTE 1: Summary of Significant Accounting Policies (Continued)****Fund Structure**

The accompanying financial statements are presented on the basis of funds, each of which is considered a separate accounting entity. The operations of each fund are accounted for with a separate set of self-balancing accounts that comprise its assets, liabilities, revenues, expenditures and fund balances/net position. These accounts are segregated for the purpose of carrying on specific activities or attaining certain objectives in accordance with special regulations, restrictions, or limitations.

**Governmental Fund Types & Government-wide Adjustment Fund Types**

General and administrative operations of TPWD are financed from general revenue, debt service, capital project and permanent funds. General revenue funds serve as the general operating funds of the agency used to account for most of the agency's general activities. Debt service funds are used to account for and report financial resources that are restricted, committed or assigned to expenditure for principal and interest payments. Capital projects funds are used to account for and report financial resources that are restricted, committed or assigned to expenditure for capital outlays, including the acquisition or construction of capital facilities and other capital assets. Permanent funds are used to report resources legally restricted to the extent that only earnings, and not principal, may be used for purposes that support the agency's programs.

**General Revenue Funds (GAAP Fund Type 01):**

General Revenue Fund (Fund 0001) – Is the principle operating fund used to account for all financial resources of the state except those required to be accounted for in another fund.

Game, Fish and Water Safety (Fund 0009) - To receive revenues from: licenses, stamps, fees, permits and fines involving the laws and duties regarding game and fish; sales of marl, sand, shell, gravel and mud shell; oyster bed rentals and permits; federal funds received under chapter 77; sale of property purchased from this account; titling and licensing registration fees; fines/penalties for violation of laws pertaining to wildlife protection and conservation; sale of rough fish, seized pelts; sale or lease of grazing rights; and other sources as provided by law. To be used for administration/enforcement of game, fish, and water safety laws, wildlife management, expansion/development, research, boat ramps and other uses provided by law.

State Parks (Fund 0064) - To receive the revenue from grants or operation of concessions in state parks or fishing publications on state parks, state historic sites, or state scientific areas; fines and penalties; permit application fees; allocation from sporting goods tax revenues; and revenue from other sources provided by law. TPWD may also deposit to the credit of the state parks account all revenue, less allowable costs, from the following sources: (1) private contributions, grants, and donations received for state parks-related purposes; and (2) federal funds received for state parks-related purposes. This account is not earmarked or dedicated for a specific purpose; however, the Legislature has followed the practice of appropriating money in the account for the maintenance and improvement of State Parks.

Federal Land and Water Conservation (Fund 0223) - To receive from federal government and/or any other source for paying cost of planning, acquisition, operation and development of outdoor recreation resources and administrative expenses incident to projects or programs under the scope of "Land and Water Conservation Act of 1965" (Public Law 88-578).



## TEXAS PARKS AND WILDLIFE DEPARTMENT (802)

**NOTE 1: Summary of Significant Accounting Policies (Continued)**

Texas Recreation and Parks (Fund 0467) - To make assistance grants to political subdivisions, direct state matching grants to political subdivisions, and to acquire and develop state parks, recreational areas, open-space and natural areas. Grants may also be made for recreation, conservation, or education programs for underserved populations, including administrative costs. Grants are made only to a county or municipality with a population less than 500,000 or any other political subdivision that is not a county or municipality.

Non-Game and Endangered Species Conservation (Fund 0506) - To receive private contributions, grants, receipts from the sale of wildlife prints, decals and stamps, income from entrance fees, easements, mineral leases, grazing leases and sale of products from lands purchased from this account. The account may be used only for the following purposes:

- (1) dissemination of information pertaining to non-game and endangered species conservation, management, and values;
- (2) scientific investigation and survey of non-game and endangered species for better protection and conservation;
- (3) propagation, distribution, protection, and restoration of non-game and endangered species;
- (4) research and management of non-game and endangered species;
- (5) development of habitats for non-game and endangered species;
- (6) acquisition of habitats for non-game and endangered species; and
- (7) matching of funds available to TPWD.

Lifetime License Endowment (Fund 0544) - To receive money from lifetime hunting, fishing, combination licenses, private contributions, grants/donations and interest income. Money and interest may be used only to acquire, develop, manage and repair public hunting/fishing areas and to make capital purchases related to fisheries and wildlife resources. No expenditure shall be made from the principal. Account must retain a \$20 million balance and is invested based on commission rule.

Economic Stabilization Fund (Fund 0599) - Revenue to the fund consists of transfers from General Revenue Fund 0001 of:


- (1) At least one-half of an amount equal to 75 percent of oil production and natural gas production tax revenues in any fiscal year that exceeds fiscal 1987 collections.
- (2) One-half of any unencumbered General Revenue surplus at the end of each biennium.

Fund may include any other money appropriated to the fund by the legislature. Fund may be used to eliminate temporary cash deficiency in Fund (0001). Legislature may appropriate the fund for any purpose if two-thirds vote of members present in each house is received.

The Constitution caps the maximum balance at an amount not to exceed 10% of GR deposited during the previous biennium excluding investment income, interest income and amounts borrowed from special funds. A special committee of the Legislature determines and adopts a minimum balance for the fund.

The amount above the minimum balance is to be invested by the Comptroller's Office per Government Code 404.024(j) investment standards.

Artificial Reef (Fund 0679) - Used promote to manage artificial reefs or artificial reef systems, including siting, designing, constructing, and monitoring. Account consists of grants, donations, of money or materials, and other forms of assistance from private and public sources.





## TEXAS PARKS AND WILDLIFE DEPARTMENT (802)

**NOTE 1: Summary of Significant Accounting Policies (Continued)**

License Plate Trust Fund (Fund 0802) - Created in the treasury for deposit of specialty license plate fees and related revenue collected under Subchapter G, Transportation Code previously deposited in various General Revenue accounts. Also includes balances of specialty license plate General Revenue accounts for specialty license plate established under Subchapter G, Transportation Code. Dedicated balances and revenues are to be deposited into accounts within the fund to be used in accordance with their specific statutory purpose.

Parks and Wildlife Conservation and Capital (Fund 5004) - Created to receive credits under § 151.801, Tax Code after required allocations made and revenue bond proceeds issued under § 13.0045 for Parks and Wildlife facilities. Only to acquire and develop and maintain parks, fisheries and wildlife projects including:

Developing and improving land and facilities.

- (1) Debt service on certain park development bonds.
- (2) Local Park grants.
- (3) Partnerships to enhance conservation.
- (4) Operational and maintenance costs.
- (5) Matching money for federal grants.


Large County and Municipal Recreation and Parks (Fund 5150) - Account to receive a percentage credit from sporting goods taxes under § 151.801, Tax Code, other sources as required by law, private contributions, grants, donations and federal funds. To be used for grants to large counties and municipalities for the acquisition or development of indoor public recreation facilities.

Deferred Maintenance (Fund 5166) - An account in General Revenue consisting of money appropriated, credited, or transferred at the direction of the legislature. For the repair of state buildings, increasing the efficiency of building operations, and addressing deferred maintenance issues.

Money coming to the fund (and interest earned on that money) from Parks and Wildlife funds and accounts subject to certain federal restrictions, are still subject to federal restrictions after transfer to GR Account 5166 and may only be used for managing the state's fish and wildlife resources.

**Debt Service Funds (GAAP Fund Type 03):**

Texas Parks Development Bonds Interest and Sinking Fund (Fund 0409) - To receive transfer receipts from funds provided by statute; to receive net receipts from entrance or gate fees, and investment receipts. To be used exclusively for the purpose of paying principal of, and interest on, the bonds as they mature and exchange and collection charges in connection therewith. May be invested in direct obligations to the United States Government.



## TEXAS PARKS AND WILDLIFE DEPARTMENT (802)

**NOTE 1: Summary of Significant Accounting Policies (Continued)****Capital Project Funds (GAAP Fund Type 04):**

Capital Projects (Funds 7635, 7647, 7654 & 7659) - Are used to account for general obligation and revenue bonds issued by the Texas Public Finance Authority. The purposes of these bonds are used for: critical infrastructure repair, maintenance, and other projects at State Parks, Wildlife Management Areas (WMAs) and hatcheries; funding for the Battleship TEXAS and statewide parks repairs; and statewide capital repairs and State Park weather related damages.

**Permanent Funds (GAAP Fund Type 19):**

State Parks Endowment Trust Account (Fund 0885) - To receive deposit of and income from permanent endowments held by the State Parks and Wildlife Department in trust for the sole purpose to benefit park(s) as identified by the grantee. The principal will be invested to provide permanent income in support of the specified park(s).

**Capital Asset Adjustment Fund (GAAP Fund Type 11):**

Capital Assets Basis Conversion (Non-Cash) (Fund 9998) - Is used to convert governmental fund types' capital assets from modified accrual to full accrual.

**Long-Term Liabilities Adjustment Fund (GAAP Fund Type 12):**

Long Term Liabilities Basis Conversion (Non-Cash) (Fund 9997) - Is used to convert governmental fund types' debt from modified accrual to full accrual.

**Fiduciary Fund Types**

Fiduciary funds account for assets held by the state in a trustee capacity or as an agent for individuals, private organizations, other governmental units, and/or other funds.

**Agency Funds (GAAP Fund Type 09):**

Agency funds are used to account for assets the government holds on behalf of others in a purely custodial capacity. Agency funds involve only the receipt, temporary investment, and remittance of fiduciary resources to individuals, private organizations, or other governments.

They are as follows: Unappropriated Collections General Revenue Fund (Fund 1000), Parks and Wildlife Point of Sale Deposits Escrow Trust (Fund 0843), Departmental Suspense (Fund 0900), Correction Account for Direct Deposit (Fund 0980) and Child Support Employee Deductions – Offset Account (Fund 0807).



## TEXAS PARKS AND WILDLIFE DEPARTMENT (802)

**NOTE 1: Summary of Significant Accounting Policies (Continued)****Basis of Accounting**

The basis of accounting determines when revenues and expenditures or expenses are recognized in the accounts reported in the financial statements. The accounting and financial reporting treatment applied to a fund is determined by its measurement focus.

Governmental fund types that build the fund financial statements are accounted for using the modified accrual basis of accounting. Under the modified accrual basis, revenues are recognized in the period in which they become both measurable and available to finance operations of the fiscal year or liquidate liabilities existing at fiscal year-end. The State of Texas considers receivables collected within sixty days after year-end to be available and recognizes them as revenues of the current year for fund financial statements prepared on the modified accrual basis. Expenditures and other uses of financial resources are recognized when their related liability is incurred.

Governmental adjustment fund types that will build the government-wide financial statements are accounted for using the full accrual method of accounting. The following activities are recognized in these fund types: capital assets, accumulated depreciation, unpaid employee compensable leave, long-term claims and judgments and pollution remediation obligations.

**Budgets and Budgetary Accounting**

The budget is prepared biennially and represents appropriations authorized by the Legislature and approved by the Governor (the General Appropriations Act).

Encumbrance accounting is employed for budgetary control purposes. Unencumbered appropriations are generally subject to lapse 60 days after the end of the fiscal year for which they were appropriated, unless the agency has authority to retain unexpended balances for use in future periods.

**Assets, Liabilities, and Fund Balance/Net Position****Assets**

**Cash:** Represents cash on hand, cash in bank and cash in state treasury on the balance sheet.

**Legislative Appropriations:** Represent the general revenue fund (Fund 0001) amount in the State Treasury at fiscal year-end.

**Receivables:** Consist mainly of federal, interest and accounts receivable as of the balance sheet date.

**Inventories:** Inventories include both merchandise inventories on hand for sale and consumable inventories. Inventories for governmental fund types use the purchase method of accounting. The consumption method of accounting is used to account for inventories that appear in the governmental fund types. The costs of these items are expensed when the items are consumed.

**Restricted Cash in Bank:** Reflects the current assets portion of restricted cash in a local bank account (after deducting outstanding checks and adjusting for bank charges and credits). Should reflect cash in demand accounts only for agency funds set aside for statutory or contractual requirements.



## TEXAS PARKS AND WILDLIFE DEPARTMENT (802)

**NOTE 1: Summary of Significant Accounting Policies (Continued)**

**Capital Assets:** Assets with an initial, individual cost of more than \$5,000 and an estimated useful life in excess of one year are capitalized. These assets are capitalized at cost, if purchased, or at fair value as of the date of acquisition. Purchases of assets with governmental funds are reported as expenditures. Depreciation is reported on all "exhaustible" assets. "Inexhaustible" assets, such as works of art and historical treasures are not depreciated. Assets are depreciated over the estimated useful life of the asset using the straight-line method.

**Liabilities**

**Payables:** Payables represent the short term liability accounts reflecting amounts owed under a modified accrual or full accrual basis to private persons or organizations for goods and services received by an agency but for which the agency has not made payment.

- Accounts payable Amounts owed for goods or services actually rendered or provided to the agency by Aug. 31, but for which the agency has not yet made payment.
- Payroll payable represent the August salary payroll and related payroll costs.


**Unearned Revenues:** Reflects amounts for which asset criteria have been met, but revenue recognition criteria haven't been met. Typically represents fees/other receipts collected not legally due earned at a particular point in time.

**Claims and Judgments:** Represents payments to claimants/plaintiffs for various legal proceedings and are paid from the governmental funds. TPWD's Claims and Judgments balances are disclosed in Note 5.

**Employees' Compensable Leave Balances:** Liabilities for the vacation and compensatory leave accrued by employees. The balance is reported on both the current and non-current liability section of the balance sheet or statement of net position. TPWD's Compensable Leave balances are disclosed in Note 5.

**Pollution Remediation Obligations:** A pollution remediation obligation is an obligation to address the current or potential detrimental effects of existing pollution by participating in pollution remediation activities. TPWD's Pollution Remediation Obligation balances are disclosed in Note 5.

**Funds Held for Others:** Represents amounts that are being held for another entity in an agency fund and have not yet been distributed to that entity. These amounts do not constitute revenue to the agency fund, nor does their disbursement constitute expenditures of the agency fund. However, it is anticipated that the amounts will be deposited into funds for state use. Examples are suspense fund collections and unappropriated receipts. This account may appear in agency funds only.





## TEXAS PARKS AND WILDLIFE DEPARTMENT (802)

**NOTE 1: Summary of Significant Accounting Policies (Continued)****Fund Balance/Net Position**

“Fund balance” is the difference between assets plus deferred outflows of resources and liabilities plus deferred inflows of resources on the governmental fund statements. “Net position” is the difference between assets plus deferred outflows of resources and liabilities plus deferred inflows of resources on the government-wide, proprietary and fiduciary fund statements.

**Fund Balance Components:**

TPWD’s fund balances for governmental funds are classified as nonspendable, restricted, committed or unassigned in the fund financial statements:

- **Nonspendable fund balance** includes amounts not available to be spent because they are either (1) not in spendable form or (2) legally or contractually required to be maintained intact.
- **Restricted fund balance** includes those resources that have constraints placed on their use through external parties or by law through constitutional provisions.
- **Committed fund balance** can be used only for specific purposes pursuant to constraints imposed by a formal action of the Texas Legislature, the state’s highest level of decision making authority.
- **Unassigned fund balance** is the residual classification for the general fund. This classification represents fund balance that was not assigned to other funds and was not restricted, committed or assigned to specific purposes within the general fund.

A positive unassigned fund balance can only exist within the general fund. Deficit fund balances in a fund are reported as unassigned fund balance.

**Net Position**


“Net position” is the difference between assets plus deferred outflows of resources and liabilities plus deferred inflows of resources on the government-wide and fiduciary fund statements.

**Net Position Components:**

TPWD’s net position in the basis conversion funds are classified as net investment in capital assets and unrestricted net position in the fund financial statements:

- **Net Investment in Capital Assets** Net investment in capital assets, consists of capital assets, net of accumulated depreciation and reduced by outstanding balances for bond, notes and other debt that are attributed to the acquisition, construction or improvement of those assets.
- **Unrestricted Net Position** Unrestricted net position consists of net resources that do not meet the definition of Net Investment in Capital Assets or Restricted Net Position. Unrestricted net position often has constraints on resources that are imposed by management but can be removed or modified.

When only unrestricted resources are available for use, it is TPWD’s policy to use committed resources first, then unassigned resources.



TEXAS PARKS AND WILDLIFE DEPARTMENT (802)

**NOTE 1: Summary of Significant Accounting Policies (Concluded)**

**Activities and Transactions**

---

TPWD has the following types of transactions between funds or other agencies:

1. **Due To / Due From:** Accrual of reimbursements, transfers, federal/state grant pass-throughs and shared funds that are owed to or from other funds or other agencies. A 'due to' represent a liability and a 'due from' represent an asset on the balance sheet.
2. **Transfers:** Legally required transfers that are reported when incurred as "transfers in" by the recipient fund and as "transfers out" by the disbursing fund.
3. **Reimbursements:** Reimbursements are repayments from funds responsible for expenditures or expenses to funds that made the actual payment. Reimbursements of expenditures made by one fund for another that are recorded as expenditures in the reimbursing fund and as a reduction of expenditures in the reimbursed fund. Reimbursements are not displayed in the financial statements.




## TEXAS PARKS AND WILDLIFE DEPARTMENT (802)

**NOTE 2: Capital Assets**

Revenue received from the sale of Surplus Property which was originally purchased with funds from the General Revenue Fund 0001 has been transferred to Unappropriated General Revenue in accordance with House Bill 7, Section 20. A summary of changes in Capital Assets for the year ended August 31, 2019, is presented below:


| Governmental Activities                                 | Balance<br>09/01/2017   | Adjustments         | Reclassifications<br>Completed CIP | Reclassifications<br>Inc-Int'agy<br>Trans |
|---|-------------------------|---------------------|------------------------------------|---|
| <b>Non-Depreciable and Non-Amortizable Assets:</b>      |                         |                     |                                    |   |
| Land and Land Improvements                              | 321,412,646.94          | 1,512,012.14        | 0.00                               | 0.00                                      |
| Infrastructure  | 265,393.82              | 0.00                | 0.00                               | 0.00                                      |
| Construction in Progress                                | 120,825,459.32          | (334,829.53)        | (30,454,609.76)                    | 0.00                                      |
| Other Capital Assets                                    | 42,685,231.08           | 0.00                | 0.00                               | 0.00                                      |
| Land Use Rights - Permanent                             | 1,865,409.25            | 0.00                | 0.00                               | 0.00                                      |
| <b>Total Non-Depreciable and Non-Amortizable Assets</b> | <b>487,054,140.41</b>   | <b>1,177,182.61</b> | <b>(30,454,609.76)</b>             | <b>0.00</b>                               |
| <b>Depreciable Assets:</b>                              |                         |                     |                                    |   |
| Building and Building Improvements                      | 188,340,714.53          | 200,000.00          | 11,320,290.60                      | 0.00                                      |
| Infrastructure  | 122,806,774.39          | 0.00                | 8,657,633.34                       | 0.00                                      |
| Facilities and Other Improvements                       | 73,459,062.62           | 0.00                | 10,476,685.82                      | 0.00                                      |
| Furniture and Equipment                                 | 50,658,146.37           | 5,944.00            | 0.00                               | 57,933.19                                 |
| Vehicles, Boats, and Aircraft                           | 100,631,500.19          | 0.00                | 0.00                               | 0.00                                      |
| Other Capital Assets                                    | 4,295,375.54            | 0.00                | 0.00                               | 0.00                                      |
| <b>Total Depreciable Assets at Historical Cost</b>      | <b>540,191,573.64</b>   | <b>205,944.00</b>   | <b>30,454,609.76</b>               | <b>57,933.19</b>                          |
| Less Accumulated Depreciation for:                      |                         |                     |                                    |   |
| Buildings and Improvements                              | (94,848,689.39)         | (188,556.16)        | 0.00                               | 0.00                                      |
| Infrastructure  | (61,835,205.30)         | 0.00                | 0.00                               | 0.00                                      |
| Facilities and Other                                    | (50,187,584.23)         | 0.00                | 0.00                               | 0.00                                      |
| Furniture and Equipment                                 | (36,241,901.07)         | (5,944.00)          | 0.00                               | (18,168.52)                               |
| Vehicles, Boats, and Aircraft                           | (70,979,667.40)         | 0.00                | 0.00                               | 0.00                                      |
| Other Capital Assets                                    | (4,147,330.96)          | 0.00                | 0.00                               | 0.00                                      |
| <b>Total Accumulated Depreciation</b>                   | <b>(318,240,378.35)</b> | <b>(194,500.16)</b> | <b>0.00</b>                        | <b>(18,168.52)</b>                        |
| <b>Depreciable Assets, Net</b>                          | <b>221,951,195.29</b>   | <b>11,443.84</b>    | <b>30,454,609.76</b>               | <b>39,764.67</b>                          |
| <b>Amortizable Assets – Intangible:</b>                 |                         |                     |                                    |   |
| Computer Software                                       | 4,625,512.37            | 0.00                | 0.00                               | 0.00                                      |
| <b>Total Intangible Assets at Historical Cost</b>       | <b>4,625,512.37</b>     | <b>0.00</b>         | <b>0.00</b>                        | <b>0.00</b>                               |
| Less Accumulated Amortization for:                      |                         |                     |                                    |   |
| Computer Software                                       | (4,625,512.37)          | 0.00                | 0.00                               | 0.00                                      |
| <b>Total Accumulated Amortization</b>                   | <b>(4,625,512.37)</b>   | <b>0.00</b>         | <b>0.00</b>                        | <b>0.00</b>                               |
| <b>Amortizable Assets, Net</b>                          | <b>0.00</b>             | <b>0.00</b>         | <b>0.00</b>                        | <b>0.00</b>                               |
| <b>Governmental Activities Capital Assets, Net</b>      | <b>709,005,335.70</b>   | <b>1,188,626.45</b> | <b>0.00</b>                        | <b>39,764.67</b>                          |



## TEXAS PARKS AND WILDLIFE DEPARTMENT (802)

**NOTE 2: Capital Assets (Concluded)**

| Governmental Activities                                 | Reclassifications<br>Dec-Int'agy<br>Trans | Additions              | Deletions              | Balance<br>08/31/2018   |
|---|---|------------------------|------------------------|-------------------------|
| <b>Non-Depreciable and Non-Amortizable Assets:</b>      |   |                        |                        |                         |
| Land and Land Improvements                              | 0.00                                      | 3,441,300.56           | (977,496.43)           | 325,388,463.21          |
| Infrastructure  | 0.00                                      | 0.00                   | 0.00                   | 265,393.82              |
| Construction in Progress                                | 0.00                                      | 18,867,414.56          | 0.00                   | 108,903,434.59          |
| Other Capital Assets                                    | 0.00                                      | 0.00                   | 0.00                   | 42,685,231.08           |
| Land Use Rights - Permanent                             | 0.00                                      | 0.00                   | 0.00                   | 1,865,409.25            |
| <b>Total Non-Depreciable and Non-Amortizable Assets</b> | <b>0.00</b>                               | <b>22,308,715.12</b>   | <b>(977,496.43)</b>    | <b>479,107,931.95</b>   |
| <b>Depreciable Assets:</b>                              |   |                        |                        |                         |
| Building and Building Improvements                      | 0.00                                      | 281,672.00             | (116,947.00)           | 200,025,730.13          |
| Infrastructure  | 0.00                                      | 0.00                   | (510,841.00)           | 130,953,566.73          |
| Facilities and Other Improvements                       | 0.00                                      | 0.00                   | 0.00                   | 83,935,748.44           |
| Furniture and Equipment                                 | (10,772.18)                               | 4,085,301.08           | (852,406.52)           | 53,944,145.94           |
| Vehicles, Boats, and Aircraft                           | (237,958.88)                              | 9,995,493.36           | (5,426,652.19)         | 104,962,382.48          |
| Other Capital Assets                                    | 0.00                                      | 12,270.40              | (3,641,493.60)         | 666,152.34              |
| <b>Total Depreciable Assets at Historical Cost</b>      | <b>(248,731.06)</b>                       | <b>14,374,736.84</b>   | <b>(10,548,340.31)</b> | <b>574,487,726.06</b>   |
| Less Accumulated Depreciation for:                      |   |                        |                        |                         |
| Buildings and Improvements                              | 0.00                                      | (7,398,198.83)         | 111,099.65             | (102,324,344.73)        |
| Infrastructure  | 0.00                                      | (3,458,621.28)         | 510,841.00             | (64,782,985.58)         |
| Facilities and Other                                    | 0.00                                      | (2,626,110.29)         | 0.00                   | (52,813,694.52)         |
| Furniture and Equipment                                 | 10,772.18                                 | (3,588,072.18)         | 792,552.39             | (39,050,761.20)         |
| Vehicles, Boats, and Aircraft                           | 216,980.41                                | (8,442,786.62)         | 5,144,966.17           | (74,060,507.44)         |
| Other Capital Assets                                    | 0.00                                      | (30,783.00)            | 3,641,493.60           | (536,620.36)            |
| <b>Total Accumulated Depreciation</b>                   | <b>227,752.59</b>                         | <b>(25,544,572.20)</b> | <b>10,200,952.81</b>   | <b>(333,568,913.83)</b> |
| <b>Depreciable Assets, Net</b>                          | <b>(20,978.47)</b>                        | <b>(11,169,835.36)</b> | <b>(347,387.50)</b>    | <b>240,918,812.23</b>   |
| <b>Amortizable Assets – Intangible:</b>                 |   |                        |                        |                         |
| Computer Software                                       | 0.00                                      | 0.00                   | (40,390.20)            | 4,585,122.17            |
| <b>Total Intangible Assets at Historical Cost</b>       | <b>0.00</b>                               | <b>0.00</b>            | <b>(40,390.20)</b>     | <b>4,585,122.17</b>     |
| Less Accumulated Amortization for:                      |   |                        |                        |                         |
| Computer Software                                       | 0.00                                      | 0.00                   | 40,390.20              | (4,585,122.17)          |
| <b>Total Accumulated Amortization</b>                   | <b>0.00</b>                               | <b>0.00</b>            | <b>40,390.20</b>       | <b>(4,585,122.17)</b>   |
| <b>Amortizable Assets, Net</b>                          | <b>0.00</b>                               | <b>0.00</b>            | <b>0.00</b>            | <b>0.00</b>             |
| <b>Governmental Activities Capital Assets, Net</b>      | <b>(20,978.47)</b>                        | <b>11,138,879.76</b>   | <b>(1,324,883.93)</b>  | <b>720,026,744.18</b>   |





## TEXAS PARKS AND WILDLIFE DEPARTMENT (802)

**NOTE 3: Deposits, Investments and Repurchase Agreements**

TPWD is authorized by statute to make investments following the "prudent person rule." There were no significant violations of legal provisions during the period.

**Deposits of Cash in Bank**


As of August 31, 2019, the carrying amount of deposits was \$12,938,651.94 as presented below.

|  |                         |
|--|-------------------------|
| <b>Governmental Activities</b>                 |                         |
| CASH IN BANK – CARRYING AMOUNT                 | \$ 12,938,651.94        |
| Governmental Funds Current Assets Cash in Bank | \$ 12,938,651.94        |
| <b>Cash in Bank per AFR (Exhibit I)</b>        | <b>\$ 12,938,651.94</b> |

These amounts consist of all cash in local banks and are included on the combined statement of net position as part of the "cash and cash equivalents" account.


As of August 31, 2019, the total **bank balance** was as follows:

|                                     |                  |
|-------------------------------------|------------------|
| Governmental Activities (Exhibit I) | \$ 12,938,651.94 |
|-------------------------------------|------------------|



TEXAS PARKS AND WILDLIFE DEPARTMENT (802)

|                |                               |                              |
|----------------|-------------------------------|------------------------------|
| <b>NOTE 4:</b> | <b><i>Short-Term Debt</i></b> | <b><i>Not Applicable</i></b> |
|----------------|-------------------------------|------------------------------|



## TEXAS PARKS AND WILDLIFE DEPARTMENT (802)

**NOTE 5: Long-Term Liabilities****Changes in Long-Term Liabilities**

The following changes occurred in liabilities during the year ending August 31, 2019:

| Governmental Activities              | Balance 9/01/18        | Additions              | Reductions             | Restatement / Adjustment | Balance 8/31/19        | Amounts Due Within One Year | Amounts Due Thereafter |
|--------------------------------------|------------------------|------------------------|------------------------|--------------------------|------------------------|-----------------------------|------------------------|
| Claims & Judgments                   | \$2,715.38             | \$0.00                 | \$0.00                 | \$0.00                   | \$2,715.38             | \$0.00                      | \$2,715.38             |
| Employees' Compensable Leave         | \$27,503,928.18        | \$27,770,724.96        | \$26,986,252.43        | \$0.00                   | \$28,288,400.71        | \$17,752,063.84             | \$10,536,336.87        |
| Pollution Remediation Obligations    | \$332,831.94           | \$860,579.61           | \$777,167.53           | \$0.00                   | \$416,244.02           | \$416,244.02                | \$0.00                 |
| <b>Total Governmental Activities</b> | <b>\$27,839,475.50</b> | <b>\$28,631,304.57</b> | <b>\$27,763,419.96</b> | <b>\$0.00</b>            | <b>\$28,707,360.11</b> | <b>\$18,168,307.86</b>      | <b>\$10,539,052.25</b> |

**Claims and Judgments**

Claims and judgments that are settled but unpaid at fiscal year-end and that will be paid with future governmental fund resources are presented on the governmental funds balance sheet in the long-term liabilities adjustments column.

TPWD was involved in litigation related to property damage and loss of use arising from the operation of a motor vehicle. The settlement of \$2,715.38 remains unpaid as of August 31, 2019.


**Employees' Compensable Leave**

A state employee is entitled to be paid for all unused vacation time accrued, in the event of the employee's resignation, dismissal, or separation from State employment, provided the employee has had continuous employment with the State for six months.

Expenditures for accumulated annual leave balances are recognized in the period paid or taken in governmental fund types. For these fund types, the liability for unpaid benefits is recorded in the Statement of Net Position. No liability is recorded for non-vesting accumulating rights to receive sick pay benefits. This obligation is usually paid from the same funding source(s) from which the employee's salary or wage compensation was paid.

**Pollution Remediation Obligations (GASB 49)**

TPWD is responsible for the cleanup and remediation of multiple polluted sites during fiscal year 2019 and is currently managing twenty-seven active sites. Regulatory requirements established by federal and state law obligate TPWD to perform these pollution remediation activities. Actual contract and invoice costs were used to calculate the pollution remediation obligation liabilities. The pollution remediation activity is summarized below:



TEXAS PARKS AND WILDLIFE DEPARTMENT (802)

***NOTE 5: Long-Term Liabilities (Concluded)***

- TPWD has recognized \$416,244.02 in pollution remediation obligations related to asbestos, mold, lead-based paint and water pollution clean-up requirements.


Realized recoveries are recognized as cash on the balance sheet and as revenues on the operating statement. No recoveries from insurance policies or third parties were received for any pollution remediation activities for fiscal year 2019.





TEXAS PARKS AND WILDLIFE DEPARTMENT (802)

**NOTE 6:**      *Bonded Indebtedness*      *Not Applicable*



TEXAS PARKS AND WILDLIFE DEPARTMENT (802)

**NOTE 7:**      *Derivatives Not Applicable*



TEXAS PARKS AND WILDLIFE DEPARTMENT (802)

**NOTE 8: Leases**

**Leases**

TPWD leases land, office space and other assets under a variety of agreements. Although lease terms may vary, all leases are subject to biennial appropriation from the Legislature to continue the lease obligations.

**Operating Leases**

Included in the revenues reported in the financial statements are the following amounts of rental payments received under noncancelable operating leases of land to outside parties:

**GOVERNMENTAL ACTIVITIES**

|                                      |                 |
|--------------------------------------|-----------------|
| <b>Fund Type:</b>                    |                 |
| General Fund                         | \$300.00        |
| <b>TOTAL GOVERNMENTAL ACTIVITIES</b> | <b>\$300.00</b> |

Future minimum lease rentals under non-cancelable operating leases having an initial term in excess of one year are as follows:

**Noncancelable Operating Lease Rentals**

|   |                   |
|---|-------------------|
| Year Ending August 31, 2020               | \$300.00          |
| Year Ending August 31, 2021               | \$300.00          |
| Year Ending August 31, 2022               | \$300.00          |
| Year Ending August 31, 2023               | \$200.00          |
| Year Ending August 31, 2024               | \$200.00          |
| Year Ending August 31, 2025 and Beyond    | \$5,000.00        |
| <b>Total Minimum Future Lease Rentals</b> | <b>\$6,300.00</b> |


**General Leasing Arrangements:**

TPWD manages Land Surface Easements (LSEs) as authorized by the Texas Parks and Wildlife Commission pursuant to §11.301 of the Texas Parks and Wildlife Code. LSEs can be issued for a wide range of third party uses of our lands, including roads, driveways, pipelines, valve stations, transfer stations, power lines, substations and other utilities.

There were no reported contingent rental revenues.

**Capital Leases**

TPWD did not enter into any long-term lease agreements for financing the purchase of capital assets as of August 31, 2019.



TEXAS PARKS AND WILDLIFE DEPARTMENT (802)

**NOTE 9: *Defined Benefit Pension Plans and Defined Contribution Plan Not Applicable***





TEXAS PARKS AND WILDLIFE DEPARTMENT (802)

**NOTE 10:**    *Deferred Compensation Not Applicable*



TEXAS PARKS AND WILDLIFE DEPARTMENT (802)

***NOTE 11: Postemployment Health Care and Life Insurance Benefits Not Applicable***



TEXAS PARKS AND WILDLIFE DEPARTMENT (802)


**NOTE 12:** *Interfund Activity and Transactions Not Applicable*



TEXAS PARKS AND WILDLIFE DEPARTMENT (802)

**NOTE 13:      *Continuance Subject to Review***

Under the Texas Sunset Act, the Texas Parks and Wildlife Department (TPWD) will be abolished effective September 1, 2021, unless continued in existence by the 87<sup>th</sup> Legislature as provided by the Act. If abolished, the agency may continue until September 1, 2022 to close out its operations.





## TEXAS PARKS AND WILDLIFE DEPARTMENT (802)


**NOTE 14: Adjustments to Fund Balances and Net Position**

During fiscal year 2019, certain adjustments were made that required the restatement of fund balances or net position. The restatements are presented below:

|  | Basis Conversion – Capital Assets<br>(Fund 9998) | Total                    |
|--|--|--------------------------|
| Fund Balance / Net Position<br>Sept. 1, 2018                     | \$ 709,005,335.70                                | \$ 709,005,335.70        |
| Current Year's Restatements                                      | \$ 1,188,626.45                                  | \$ 1,188,626.45          |
| <b>Fund Balance / Net Position<br/>Sept. 1, 2018 as Restated</b> | <b>\$ 710,193,962.15</b>                         | <b>\$ 710,193,962.15</b> |

The Capital Assets Basis Conversion Fund (Fund 9998) restatement includes an overall increase of \$1.188M for adjustments to capital assets and accumulated depreciation:

- Land acquisitions at Bastrop State Park and Bryan Beach State Park not previously reported as inventory.
- Two residence buildings at Texas Freshwater Fisheries Center, and its' associated accumulated depreciation, not previously reported as inventory.
- Cancellation of eleven Construction in Progress (CIP) projects that did not meet the criteria to be recorded as an asset:
  - Austin Headquarters (target range facility);
  - Fort Parker State Park (refurbish group barracks complex-mess hall oven);
  - Waco State Park Regional Office (replace regional office building);
  - Garner State Park (dining halls and barracks remodel)
  - Kerr Wildlife Management Area (deer research fence)
  - Ray Roberts State Park (renovate Lantana Lodge and Marina)
  - Brazos Bend State Park (utility upgrades at Burr Oak and Screen Shelter Loops-water system)
  - San Jacinto Battleground SHS (replace residence); and
  - Fort Boggy State Park (park facility plan and development)



## TEXAS PARKS AND WILDLIFE DEPARTMENT (802)

**NOTE 15: Contingencies and Commitments****Contingencies***Unpaid Claims and Lawsuits*

As of August 31, 2019, certain lawsuits were pending against TPWD. The lawsuits, which may present contingent liabilities, are displayed below.

| <b>Claimant/Plaintiff</b> | <b>Defendant Name</b> | <b>Type of Litigation</b>   | <b>Damages Sought</b>             | <b>Probability of Liability</b> | <b>Possible Loss</b> | <b>Description of Case</b>   |
|---------------------------|-----------------------|-----------------------------|-----------------------------------|---------------------------------|----------------------|--|
| <i>Oscar Jaimez</i>       | TPWD                  | Employment                  | Not specified                     | Reasonably Possible             | Unknown              | Plaintiff former employee alleges discrimination, retaliation and violation of civil rights.         |
| <i>Leopoldo Villa</i>     | TPWD                  | Employment - Discrimination | Not specified                     | Reasonably Possible             | Unknown              | Plaintiff alleges employment discrimination.   |
| <i>Andrew Matej</i>       | TPWD                  | Employment - Discrimination | Between \$200,000 and \$1,000,000 | Reasonably Possible             | Unknown              | Plaintiff, a former employee, alleges race and gender discrimination in relation to his termination. |
| <i>John Rao</i>           | TPWD                  | Employment - Retaliation    | Not specified                     | Reasonably Possible             | Unknown              | Former game warden alleging retaliation and constructive termination.                                |
| <i>Sahari Landero</i>     | TPWD                  | Motor Vehicle Accident      | Not specified                     | Reasonably Possible             | Unknown              | Plaintiffs allege personal injuries due to MVA with game warden.                                     |



## TEXAS PARKS AND WILDLIFE DEPARTMENT (802)

**NOTE 15: Contingencies and Commitments (Concluded)***Federal Assistance*

TPWD receives federal financial assistance for specific purposes that are subject to review or audit by the federal grantor agencies. Entitlement to this assistance is generally conditional upon compliance with the terms and conditions of grant agreements and applicable federal regulations, including the expenditure of assistance for allowable purposes. Such audits could lead to requests for reimbursements to grantor agencies for expenditures disallowed under the terms of the grant. Based on prior experience, management believes such disallowance (if any) will be immaterial.


*Arbitrage*

Rebatable arbitrage is defined by Internal Revenue Code, Section 148, as earnings on investments purchased with the gross proceeds of a bond issue in excess of the amount that would have been earned if the investment were invested at a yield equal to the yield on the bond issue. The rebatable arbitrage must be paid to the federal government.

The Texas Public Finance Authority (TPFA) was created in 1984 by an act of the Texas Legislature to provide financing for the construction or acquisition of facilities for State agencies through the issuance of general obligation and revenue bonds and revenue commercial paper. TPFA monitors all investments to restrict earnings to a yield less than the bond issue and, therefore, limit any arbitrage liability to the State. No liability is accrued until the end of a five-year period for the required payment or upon the maturity of the obligation. TPWD estimates that rebatable arbitrage liability (if any) will be immaterial to its overall financial conditions.

**Commitments***Contractual Commitments*

As of August 31, 2019, TPWD had outstanding contractual commitments of approximately \$120 million for facilities and other improvements, building replacements, maintenance and repairs and infrastructure and infrastructure maintenance and repairs.



TEXAS PARKS AND WILDLIFE DEPARTMENT (802)

|                 |                                 |                              |
|-----------------|---------------------------------|------------------------------|
| <b>NOTE 16:</b> | <b><i>Subsequent Events</i></b> | <b><i>Not Applicable</i></b> |
|-----------------|---------------------------------|------------------------------|





## TEXAS PARKS AND WILDLIFE DEPARTMENT (802)

**NOTE 17: Risk Management**

TPWD is exposed to a variety of civil claims resulting from the performance of its duties. It is agency policy to periodically assess the proper combination of risk retention, insurance purchased through the State Office of Risk Management (SORM) and commercial insurance to cover losses to which it may be exposed.

RETENTION OF RISK

TPWD substantially assumes all risks associated with tort and liability claims due to the performance of its duties. TPWD's claims and judgments are mainly related to tort claims against the agency for property damage and personal injury arising from the operation of a motor-driven vehicle. TPWD is slowly transferring this risk to an automobile insurance policy purchased through SORM. As of August 31, 2019, this automobile insurance policy covered 116 of the Department's 2,500 vehicles.

INSURANCE POLICIES (SORM)

TPWD is exposed to a variety of risks including but not limited to property, automobile, public relations, builders risk, liability claims, tort claims, theft, damage to assets (boats, radios, radio towers, etc.), and business interruption (flood/fire/weather).

TPWD has purchased three lines of insurance through SORM: property, volunteer and automobile.

The Statewide Property Insurance Program is designed to provide State Agencies the ability to transfer the financial burden resulting from property damage and loss to agency assets. The property insurance program covers up to \$1,500,000,000 for any one occurrence for all perils; coverage is shared by all participants of the statewide program and is subject to sublimits as listed in the policy. Insured perils include Acts of God, theft of agency property, acts of terrorism and business interruptions.

The Statewide Volunteer Insurance Program was developed to provide excess personal liability, excess automobile liability and accident medical expense coverage for any designated or registered volunteer of Texas State Agencies.

The Statewide Automobile Insurance Program is designed to provide automobile liability and physical damage coverage to state agencies. The policy provides liability limits up to the Texas Tort Claims Act caps: \$250,000/\$500,000/\$100,000; and up to \$1 million when the Texas Tort Claims Act does not apply.

The automobile insurance policy automatically includes 'hired and non-owned' coverage which provides protection to state entities whose employees drive their personally-owned, leased, or rented vehicles in the course and scope of employment. The policy will pay the difference for covered claims between the underlying policy limits of the personally owned vehicle and the total amount of the loss, up to the policy limit. For personally-owned vehicles driven by state employees in the course and scope of employment, the non-owned liability coverage is excess coverage to protect the state entity that will respond after the employee's personal insurance has been exhausted. Premium is a flat rate multiplied by the number of drivers.

TPWD also elected to purchase 'physical damage' coverage on state-owned motorized equipment. This may include but is not limited to: private passenger vehicles, buses, trailers, golf carts, tractors



## TEXAS PARKS AND WILDLIFE DEPARTMENT (802)

**NOTE 17: Risk Management (Continued)**

and other mobile equipment. The coverage pays for repair of the state-owned motorized equipment, or Actual Cash Value if the vehicle is totaled.

COMMERCIAL INSURANCE POLICIES

TPWD purchased a general liability commercial insurance policy for prescribed burns.

Prescribed burning is a management tool widely used by foresters, parks departments, range and wildlife managers, ranchers and other landowners to manage excessive natural fuels under very specific and safe conditions. The general liability policy covers losses associated with bodily injury or death or injury to or destruction of property resulting from a prescribed burn of up to \$1,000,000 for each occurrence.

SURETY BONDS

TPWD has purchased a surety bond to act as a deputy of the Travis County Tax-Assessor Collector (TCTAC) for the purposes of registering TPWD-owned vehicles pursuant to Transportation Code Section 520.0071. This section of the code authorizes TCTAC to require a bond to perform that service. The surety bond will enable TCTAC to be compensated for any losses that occur due to mishandling of funds by TPWD. The maximum loss possible was calculated by considering the state portion of the inspection fees due annually to the county for an estimated 250 TPWD standard vehicles and 50 commercial vehicles, based on Travis County fee rates, though inspection fees vary slightly statewide. This estimate assumes higher numbers of vehicles being processed and fees being assessed than likely will occur.

WORKERS' COMPENSATION

SORM is charged by Chapter 412 of the Texas Labor Code to administer the self-insured government employee's workers' compensation insurance program for the State. Workers' compensation claims of state employees are filed with and determined by SORM.

The annual assessment amount imposed by SORM includes workers' compensation coverage for the agency's employees and the agency's portion of SORM's costs to administer the program. TPWD's annual assessment amount totaled \$960,039.81 for the fiscal year and were recorded as increases in current year expenditures.

PUBLIC ENTITY RISK POOL

TPWD is not involved in any risk pools with other government entities.



TEXAS PARKS AND WILDLIFE DEPARTMENT (802)

**NOTE 17: Risk Management (Concluded)**

CLAIMS AND JUDGMENTS

The agency's liabilities are reported when it is both probable that a loss has occurred, and the amount of that loss can be reasonably estimated. Liabilities are reevaluated periodically to consider current settlements, frequency of claims, past experience and economic factors. There were no significant reductions in insurance coverage in the past year and losses did not exceed funding arrangements during the past three years.

Changes in the balances of the agency's claims liabilities during fiscal year 2018 and 2019 were:

|             | Claims and Judgements |               |               |                |
|-------------|-----------------------|---------------|---------------|----------------|
|             | Beginning Balance     | Increases     | Decreases     | Ending Balance |
| <b>2019</b> | \$ 2,715.38           | \$ 159,445.46 | \$ 159,445.46 | \$ 2,715.38    |
| <b>2018</b> | \$ 0.00               | \$ 218,333.48 | \$ 215,618.10 | \$ 2,715.38    |



TEXAS PARKS AND WILDLIFE DEPARTMENT (802)

|                 |   |                              |
|-----------------|---|------------------------------|
| <b>NOTE 18:</b> | <b><i>Management's Discussion and Analysis (MD&amp;A)</i></b> | <b><i>Not Applicable</i></b> |
|-----------------|---|------------------------------|





## TEXAS PARKS AND WILDLIFE DEPARTMENT (802)

**NOTE 19:      *The Financial Reporting Entity*****Related Organizations:**Texas Parks and Wildlife Foundation

The Parks and Wildlife Foundation of Texas d/b/a the Texas Parks and Wildlife Foundation is a 501(c)(3) nonprofit corporation organized in 1991 pursuant to the laws of the State of Texas to provide support for the efforts of TPWD. TPWD's board chairman can appoint a majority of the board members of the Texas Parks and Wildlife Foundation. Pursuant to Texas Parks and Wildlife Code, Section 11.205, the Texas Parks and Wildlife Foundation has been designated as the official nonprofit partner of TPWD.

Operation Game Thief

The Operation Game Thief Committee is a nonprofit corporation organized under the laws of the state of Texas and exempt from federal income taxation pursuant to §501(c)(3) of the Internal Revenue Code. TPWD's Executive Director appoints the 11 members of the Operation Game Thief Committee "to administer the operation game thief fund and make reward payments and death benefit payments from that fund." Tex. Parks & Wild. Code §12.202(a). The Operation Game Thief fund is a special fund held outside the treasury and "may be used only for the maintenance of that fund, promotion of the operation game thief program through advertisement and marketing, the development, acquisition, and implementation of technological advancements to facilitate the apprehension and prosecution of persons who violate laws of this state intended to protect the state's natural or cultural resources or the public safety of persons using those natural and cultural resources, and payment of rewards and death benefits" authorized by the Texas Parks and Wildlife Code. Tex. Parks & Wild. Code §12.201.



TEXAS PARKS AND WILDLIFE DEPARTMENT (802)

**NOTE 20: Stewardship, Compliance and Accountability**

The License Plate Trust Fund reported a deficit fund balance of \$122.7K in appropriated fund 0802. The deficit is the result of an increase in state grant pass-through expenditures to universities to perform research on Chronic Wasting Disease.

The Deferred Maintenance Fund reported a deficit fund balance of \$254.2K in appropriated fund 5166. The deficit is the result of an increase in construction expenditures to replace buildings at Mustang Island State Park and the Marine Development Center.

TPWD had no material violations of finance-related legal or contractual provisions. There were no changes in accounting principles or fund types during the fiscal year.



TEXAS PARKS AND WILDLIFE DEPARTMENT (802)

**NOTE 21:**     *Not Applicable*



## TEXAS PARKS AND WILDLIFE DEPARTMENT (Agency 802)

**NOTE 22: Donor Restricted Endowments**

The net appreciation (cumulative and unexpended) on donor-restricted endowments presented below is available for authorization and expenditure by TPWD. TPWD is a designated trustee pursuant to the Texas Uniform Principal and Income Act, Texas Property Code, §§111.004 and §§116.201. As a Trustee, TPWD is responsible for proper administration of certain funds contained within the State Parks Endowment Trust Account.

Endowment interest earnings are authorized for expenditure by Falcon State Park as outlined in the trust agreement to be used exclusively by the park for natural resource protection, habitat protection, habitat enhancement and habitat acquisition in the park.


Endowment interest earnings are authorized for expenditure by the Lyndon B. Johnson State Historical Park consistent with the Texas Uniform Principal and Income Act, Texas Property Code, §§116.201 in that 100% of interest earnings may be used for all other ordinary expenses incurred in connection with the administration, management, or preservation of trust property. A minimum of 20% of the funds received by the State Historical Park becomes part of the corpus while the remaining 80% shall be used for exhibit renovations, interpretive functions and general park operations.

| Donor Restricted Endowments | Amounts of Net Appreciation* | Reported in Net Position  |
|-----------------------------|------------------------------|---------------------------|
| True Endowments             | \$266,749.79                 | Restricted for Expendable |
| Term Endowments             | \$103,810.26                 | Restricted for Expendable |
| <b>TOTAL:</b>               | <b>\$370,560.05</b>          |                           |

\*There was a positive fair value adjustment totaling \$15,716.99 for fiscal year 2019.

**Changes from Prior Year Balances**

| Endowment Funds                 | Increase/(Decrease) | Reason for Change          |
|---------------------------------|---------------------|----------------------------|
| <b>Expendable Balances:</b>     |                     |                            |
| True Endowments                 | \$12,346.14         | Restricted Interest Income |
| Term Endowments                 | \$3,370.85          | Restricted Interest Income |
| <b>Non-Expendable Balances:</b> |                     |                            |
| True Endowments                 | \$0                 |                            |
| Term Endowments                 | \$0                 |                            |





TEXAS PARKS AND WILDLIFE DEPARTMENT (802)

**NOTE 23:**      *Extraordinary and Special Items*

*Not Applicable*



TEXAS PARKS AND WILDLIFE DEPARTMENT (802)

**NOTE 24:**     *Disaggregation of Receivable and Payable Balances*     *Not Applicable*



TEXAS PARKS AND WILDLIFE DEPARTMENT (802)

**NOTE 25:      *Termination Benefits      Not Applicable***



TEXAS PARKS AND WILDLIFE DEPARTMENT (802)

**NOTE 26:**      *Segment Information*      *Not Applicable*





TEXAS PARKS AND WILDLIFE DEPARTMENT (802)

**NOTE 27:**

***Service Concession Arrangements***

***Not Applicable***




TEXAS PARKS AND WILDLIFE DEPARTMENT (802)

***NOTE 28: Deferred Outflows of Resources and Deferred Inflows of Resources Not Applicable***



TEXAS PARKS AND WILDLIFE DEPARTMENT (802)

**NOTE 29:**      *Troubled Debt Restructuring*      *Not Applicable*



TEXAS PARKS AND WILDLIFE DEPARTMENT (802)

|                 |   |                              |
|-----------------|---|------------------------------|
| <b>NOTE 30:</b> | <b><i>Non-Exchange Financial Guarantees</i></b> | <b><i>Not Applicable</i></b> |
|-----------------|---|------------------------------|





TEXAS PARKS AND WILDLIFE DEPARTMENT (802)

**NOTE 31:**      *Tax Abatements*    *Not Applicable*



## TEXAS PARKS AND WILDLIFE DEPARTMENT (802)

**NOTE 32: Governmental Fund Balances**

Governmental Accounting Standards Board (GASB) Statement 54 establishes financial reporting standards for fund balances. Each fund type defaults to a specific fund balance classification at year end.

TPWD has the following restrictions/covenants causing fund balances to be classified other than their default classification:

| GAAP Fund | Fund | GASB 54 Class | Amount          | Citation                                | Comments  |
|-----------|------|---------------|-----------------|---|---|
| 0001      | 0010 | Committed     | \$10,625,427.29 | General Appropriations Act, Article VI  | Land Acquisition and Debt Service Obligations - Revenue Bonds   |
| 0001      | 0012 | Committed     | \$32,016.95     | General Appropriations Act, Article VI  | Funds designated by the donor, grantor, damage/mitigation agreement or settlement or state/federal agency solely for construction and repairs, land acquisition, or purchase of specific capital items. |
| 0001      | 0016 | Committed     | \$190,740.21    | General Appropriations Act, Article VI  | Off-Highway Vehicle & Trail Decal   |
| 0009      | 0917 | Restricted    | \$31,674,555.87 | 50 CFR 80.4 - Diversion of license fees | Hunting and Fishing Licenses, restrictions are externally imposed by federal government agencies.   |
| 0009      | 0918 | Restricted    | \$8,397,491.10  | 50 CFR 80.4 - Diversion of license fees | Hunting and Fishing Licenses, restrictions are externally imposed by federal government agencies.   |
| 0009      | 0920 | Restricted    | \$18,182,532.96 | 50 CFR 80.4 - Diversion of license fees | Hunting and Fishing Licenses, restrictions are externally imposed by federal government agencies.   |
| 0009      | 0921 | Restricted    | \$1,155,578.70  | 50 CFR 80.4 - Diversion of license fees | Hunting and Fishing Licenses, restrictions are externally imposed by federal government agencies.   |



## TEXAS PARKS AND WILDLIFE DEPARTMENT (802)

**NOTE 32: Governmental Fund Balances (Continued)**

| GAAP Fund | GASB 54 Fund Class | Amount          | Citation   | Comments   |
|-----------|--------------------|-----------------|--|--|
| 0009      | 0930 Restricted    | \$37,351,216.66 | 50 CFR 80.4 - Diversion of license fees  | Hunting and Fishing Licenses, restrictions are externally imposed by federal government agencies.  |
| 0009      | 0931 Restricted    | \$703,323.15    | 50 CFR 80.4 - Diversion of license fees  | Hunting and Fishing Licenses, restrictions are externally imposed by federal government agencies.  |
| 0009      | 0932 Restricted    | \$1,106,112.50  | 50 CFR 80.4 - Diversion of license fees  | Donations, reimbursements and other restricted appropriated receipts, restrictions are externally imposed by federal government agencies.                      |
| 0064      | 0641 Restricted    | \$1,694,524.68  | Federal CFDA 10.923, 14.218, 15.634, 15.668, 15.925, 20.205, 20.219 and 97.036 | Federal funds, restrictions are externally imposed by federal government agencies.   |
| 0223      | 2231 Restricted    | \$8,706.29      | Federal CFDA 15.916 and 20.219   | Federal funds, restrictions are externally imposed by federal government agencies.   |
| 0467      | 4671 Restricted    | \$3,098,760.34  | Federal CFDA 15.605, 15.916 and 20.219   | Federal funds, restrictions are externally imposed by federal government agencies.   |
| 0506      | 5066 Restricted    | \$24.50         | General Appropriations Act, Escrow Accounts                                    | Environmental damages with settlement and/or mitigation agreements, restrictions are externally imposed by federal government agencies and donor and grantors. |



## TEXAS PARKS AND WILDLIFE DEPARTMENT (802)

**NOTE 32: Governmental Fund Balances (Continued)**

| GAAP Fund | GASB 54 Fund | Class        | Amount          | Citation  | Comments  |
|-----------|--------------|--------------|-----------------|---|---|
| 0544      | 5440         | Nonspendable | \$20,000,000.00 | General Appropriations Act, HB 3781;<br>Parks and Wildlife Code, Sections 11.044 and 11.061 through 11.063  | Endowment funds with legislatively mandated corpus requirement.   |
| 0544      | 5440         | Restricted   | \$7,091,102.67  | General Appropriations Act, HB 3781;<br>Parks and Wildlife Code, Sections 11.044 and 11.061 through 11.063  | Endowment funds, restrictions are externally imposed by the donor.                                      |
| 0544      | 8544         | Restricted   | \$1,390,062.08  | General Appropriations Act, HB 3781;<br>Parks and Wildlife Code, Sections 11.044 and 11.061 through 11.063  | Endowment funds, restrictions are externally imposed by the donor.                                      |
| 0679      | 6790         | Restricted   | \$293,273.77    | Parks and Wildlife Code, Section 89.041   | Grants, donations of money or materials, and other forms of assistance from private and public sources. |
| 0679      | 6791         | Restricted   | \$13,136.31     | Federal CFDA 15.426, 15.605 and 15.668  | Federal funds, restrictions are externally imposed by federal government agencies.                      |
| 0885      | 0851         | Restricted   | \$17,977.20     | Federal CFDA 15.000;<br>United States Code, Title 54, Subtitle I, Division A, Chapter 1015, Subchapter IV, Section 101531;<br>Falcon State Park and Lyndon B. Johnson (LBJ) National Historical Park Bus Tour Transportation Services for State Parks Permanent Endowment Trust Agreement | Federal funds, restrictions are externally imposed by federal government agencies.                      |





## TEXAS PARKS AND WILDLIFE DEPARTMENT (802)

**NOTE 32: Governmental Fund Balances (Concluded)**


| GAAP Fund | GASB 54 Fund Class | Amount       | Citation  | Comments  |
|-----------|--------------------|--------------|---|---|
| 0885      | 0885 Restricted    | \$97,941.42  | United States Code, Title 54, Subtitle I, Division A, Chapter 1015, Subchapter IV, Section 101531;<br>Falcon State Park and Lyndon B. Johnson (LBJ) National Historical Park Bus Tour Transportation Services for State Parks Permanent Endowment Trust Agreement | Endowment funds, restrictions are externally imposed by resource providers. |
| 0885      | 8885 Restricted    | \$254,641.43 | United States Code, Title 54, Subtitle I, Division A, Chapter 1015, Subchapter IV, Section 101531;<br>Falcon State Park and Lyndon B. Johnson (LBJ) National Historical Park Bus Tour Transportation Services for State Parks Permanent Endowment Trust Agreement | Endowment funds, restrictions are externally imposed by resource providers. |





# Supplementary Schedules





**Texas Parks and Wildlife Department (802)**  
**Schedule 1A - Schedule of Expenditures of Federal Awards**  
 For the fiscal year ended August 31, 2019

| Federal Grantor/<br>Pass-through Grantor/<br>Program Title                       | CFDA<br>Number | NSE Name/<br>Identifying Number | Agy/<br>Univ<br>No | Pass-through From                     |                                 | Direct<br>Program<br>Amount | Total<br>PT From and<br>Direct Prog.<br>Amount |
|--|----------------|---------------------------------|--------------------|---------------------------------------|---------------------------------|-----------------------------|--|
|  |                |                                 |                    | Agencies or<br>Universities<br>Amount | Non-State<br>Entities<br>Amount |                             |  |
| <b>Environmental Protection Agency</b>   |                |                                 |                    |                                       |                                 |                             |  |
| <u>Pass-Through From:</u>  |                |                                 |                    |                                       |                                 |                             |  |
| National Estuary Program   | 66.456         |                                 |                    |                                       |                                 |                             | 37,334.20                                      |
| <i>Pass-Through From:</i><br><i>Texas Commission on Environmental Quality</i>    |                |                                 | 582                | 37,334.20                             |                                 |                             |  |
| Totals - Environmental Protection Agency   |                |                                 |                    | \$ 37,334.20                          | \$ -                            | \$ -                        | \$ 37,334.20                                   |
| <b>General Services Administration</b>   |                |                                 |                    |                                       |                                 |                             |  |
| <u>Pass-Through From:</u>  |                |                                 |                    |                                       |                                 |                             |  |
| Donation of Federal Surplus Personal Property<br>(Non-monetary)                  | 39.003         |                                 |                    |                                       |                                 |                             | 27,880.27                                      |
| <i>Pass-Through From:</i><br><i>Texas Facilities Commission</i>                  |                |                                 | 303                | 27,880.27                             |                                 |                             |  |
| Totals - General Services Administration   |                |                                 |                    | \$ 27,880.27                          | \$ -                            | \$ -                        | \$ 27,880.27                                   |
| <b>Gulf Coast Ecosystem Restoration Council</b>                                  |                |                                 |                    |                                       |                                 |                             |  |
| <u>Pass-Through From:</u>  |                |                                 |                    |                                       |                                 |                             |  |
| Gulf Coast Ecosystem Restoration Council Comprehensive<br>Plan Component Program | 87.051         |                                 |                    |                                       |                                 |                             | 759,473.15                                     |
| <i>Pass-Through From:</i><br><i>Texas Commission on Environmental Quality</i>    |                |                                 | 582                | 759,473.15                            |                                 |                             |  |
| Totals - Gulf Coast Ecosystem Restoration Council                                |                |                                 |                    | \$ 759,473.15                         | \$ -                            | \$ -                        | \$ 759,473.15                                  |
| <b>U.S. Department of the Interior</b>   |                |                                 |                    |                                       |                                 |                             |  |
| <u>Direct Programs:</u>  |                |                                 |                    |                                       |                                 |                             |  |
| Coastal Wetlands Planning, Protection and Restoration                            | 15.614         |                                 |                    |                                       |                                 | 565,941.75                  | 565,941.75                                     |
| Cooperative Endangered Species Conservation Fund                                 | 15.615         |                                 |                    |                                       |                                 | 2,480,428.99                | 2,480,428.99                                   |
| Clean Vessel Act   | 15.616         |                                 |                    |                                       |                                 | 225,561.94                  | 225,561.94                                     |
| Sportfishing and Boating Safety Act  | 15.622         |                                 |                    |                                       |                                 | 1,429.16                    | 1,429.16                                       |
| Enhanced Hunter Education and Safety   | 15.626         |                                 |                    |                                       |                                 | 340,538.89                  | 340,538.89                                     |
| Partners for Fish and Wildlife   | 15.631         |                                 |                    |                                       |                                 | 191,479.84                  | 191,479.84                                     |
| State Wildlife Grants  | 15.634         |                                 |                    |                                       |                                 | 275,339.98                  | 275,339.98                                     |
| Outdoor Recreation Acquisition, Development and Planning                         | 15.916         |                                 |                    |                                       |                                 | 2,286,102.39                | 2,286,102.39                                   |
| <u>Pass-Through From:</u>  |                |                                 |                    |                                       |                                 |                             |  |
| National Maritime Heritage Grants  | 15.925         |                                 |                    |                                       |                                 |                             | 13,023.22                                      |
| <i>Pass-Through From:</i><br><i>Texas Historical Commission</i>                  |                |                                 | 808                | 13,023.22                             |                                 |                             |  |
| Totals - U.S. Department of the Interior   |                |                                 |                    | \$ 13,023.22                          | \$ -                            | \$ 6,366,822.94             | \$ 6,379,846.16                                |
| <b>U.S. Department of Agriculture</b>  |                |                                 |                    |                                       |                                 |                             |  |
| <u>Direct Programs:</u>  |                |                                 |                    |                                       |                                 |                             |  |
| Voluntary Public Access and Habitat Incentive Program                            | 10.093         |                                 |                    |                                       |                                 | 77,276.14                   | 77,276.14                                      |
| <u>Pass-Through From:</u>  |                |                                 |                    |                                       |                                 |                             |  |
| Cooperative Forestry Assistance  | 10.664         |                                 |                    |                                       |                                 |                             | 4,455.41                                       |
| <i>Pass-Through From:</i><br><i>Texas A&amp;M Forest Service</i>                 |                |                                 | 576                | 4,455.41                              |                                 |                             |  |
| Totals - U.S. Department of Agriculture  |                |                                 |                    | \$ 4,455.41                           | \$ -                            | \$ 77,276.14                | \$ 81,731.55                                   |
| <b>U.S. Department of Commerce</b>   |                |                                 |                    |                                       |                                 |                             |  |
| <u>Direct Programs:</u>  |                |                                 |                    |                                       |                                 |                             |  |
| Cooperative Fishery Statistics   | 11.434         |                                 |                    |                                       |                                 | 46,122.49                   | 46,122.49                                      |
| Southeast Area Monitoring and Assessment Program                                 | 11.435         |                                 |                    |                                       |                                 | 149,325.01                  | 149,325.01                                     |
| <u>Pass-Through From:</u>  |                |                                 |                    |                                       |                                 |                             |  |
| Coastal Zone Management Administration Awards                                    | 11.419         |                                 |                    |                                       |                                 |                             | 207,191.04                                     |
| <i>Pass-Through From:</i><br><i>General Land Office</i>                          |                |                                 | 305                | 207,191.04                            |                                 |                             |  |
| Totals - U.S. Department of Commerce   |                |                                 |                    | \$ 207,191.04                         | \$ -                            | \$ 195,447.50               | \$ 402,638.54                                  |
| <b>U.S. Department of Defense</b>  |                |                                 |                    |                                       |                                 |                             |  |
| <u>Direct Programs:</u>  |                |                                 |                    |                                       |                                 |                             |  |
| Flood Control Projects   | 12.106         |                                 |                    |                                       |                                 | 417,686.41                  | 417,686.41                                     |
| Totals - U.S. Department of Defense  |                |                                 |                    | \$ -                                  | \$ -                            | \$ 417,686.41               | \$ 417,686.41                                  |
| <b>U.S. Department of Homeland Security</b>                                      |                |                                 |                    |                                       |                                 |                             |  |
| <u>Direct Programs:</u>  |                |                                 |                    |                                       |                                 |                             |  |
| Boating Safety Financial Assistance  | 97.012         |                                 |                    |                                       |                                 | 3,600,457.58                | 3,600,457.58                                   |
| Port Security Grant Program  | 97.056         |                                 |                    |                                       |                                 | 584,999.84                  | 584,999.84                                     |
| <u>Pass-Through From:</u>  |                |                                 |                    |                                       |                                 |                             |  |
| Disaster Grants - Public Assistance (Presidentially Declared<br>Disasters)       | 97.036         |                                 |                    |                                       |                                 |                             | 2,136,314.20                                   |
| <i>Pass-Through From:</i><br><i>Department of Public Safety</i>                  |                |                                 | 405                | 2,136,314.20                          |                                 |                             |  |
| Totals - U.S. Department of Homeland Security                                    |                |                                 |                    | \$ 2,136,314.20                       | \$ -                            | \$ 4,185,457.42             | \$ 6,321,771.62                                |



**Texas Parks and Wildlife Department (802)**  
**Schedule 1A - Schedule of Expenditures of Federal Awards**  
 For the fiscal year ended August 31, 2019

| Federal Grantor/<br>Pass-through Grantor/<br>Program Title | CFDA<br>Number | NSE Name/<br>Identifying Number   | Agg/<br>Univ<br>No | Pass-through From                     |                                 | Direct<br>Program<br>Amount | Total<br>PT From and<br>Direct Prog.<br>Amount |
|--|----------------|---|--------------------|---------------------------------------|---------------------------------|-----------------------------|--|
|  |                |   |                    | Agencies or<br>Universities<br>Amount | Non-State<br>Entities<br>Amount |                             |  |
| <b>U.S. Department of Justice</b>                          |                |   |                    |                                       |                                 |                             |  |
| <u>Direct Programs:</u>                                    |                |   |                    |                                       |                                 |                             |  |
| U.S. Department of Justice                                 | 16.000         | 2018-120  |                    |                                       |                                 | 15,000.00                   | 15,000.00                                      |
| Totals - U.S. Department of Justice                        |                |   |                    | \$ -                                  | \$ -                            | 15,000.00                   | \$ 15,000.00                                   |
| <b>Research &amp; Development Cluster</b>                  |                |   |                    |                                       |                                 |                             |  |
| <b>U.S. Department of the Interior</b>                     |                |   |                    |                                       |                                 |                             |  |
| Cooperative Landscape Conservation                         | 15.669         | The Curators of The<br>University of Missouri/<br>C00056185-1           |                    |                                       | 0.02                            |                             | 0.02   |
| Cooperative Landscape Conservation                         |                | Wildlife Management<br>Institute, Inc./<br>GP LCC 2016-03<br>F14AC00887 |                    |                                       |                                 | 135,869.45                  | 135,869.45                                     |
| <u>Direct Programs:</u>                                    |                |   |                    |                                       |                                 |                             |  |
| Sport Fish Restoration                                     | 15.605         |   |                    |                                       |                                 | 14,454,178.66               | 14,454,178.66                                  |
| Sport Fish Restoration                                     | 15.605         |   |                    |                                       |                                 | 8,070.03                    | 8,070.03                                       |
| <u>Pass-Through To:</u>                                    |                |   |                    |                                       |                                 |                             |  |
| Texas A&M AgriLife Extension Service                       |                |   |                    |                                       |                                 |                             |  |
| Fish and Wildlife Management Assistance                    | 15.608         |   |                    |                                       |                                 | 49,870.75                   | 49,870.75                                      |
| <u>Pass-Through To:</u>                                    |                |   |                    |                                       |                                 |                             |  |
| Texas State University                                     |                |   |                    |                                       |                                 |                             |  |
| Wildlife Restoration and Basic Hunter Education            | 15.611         |   |                    |                                       |                                 | 7,427,085.84                | 7,427,085.84                                   |
| Wildlife Restoration and Basic Hunter Education            | 15.611         |   |                    |                                       |                                 | 137,667.06                  | 137,667.06                                     |
| <u>Pass-Through To:</u>                                    |                |   |                    |                                       |                                 |                             |  |
| Texas A&M AgriLife Research                                |                |   |                    |                                       |                                 |                             |  |
| Wildlife Restoration and Basic Hunter Education            | 15.611         |   |                    |                                       |                                 | 154,399.28                  | 154,399.28                                     |
| <u>Pass-Through To:</u>                                    |                |   |                    |                                       |                                 |                             |  |
| Tarleton State University                                  |                |   |                    |                                       |                                 |                             |  |
| Wildlife Restoration and Basic Hunter Education            | 15.611         |   |                    |                                       |                                 | 510.68                      | 510.68   |
| <u>Pass-Through To:</u>                                    |                |   |                    |                                       |                                 |                             |  |
| University of Texas at El Paso                             |                |   |                    |                                       |                                 |                             |  |
| Wildlife Restoration and Basic Hunter Education            | 15.611         |   |                    |                                       |                                 | 185,274.50                  | 185,274.50                                     |
| <u>Pass-Through To:</u>                                    |                |   |                    |                                       |                                 |                             |  |
| Texas A&M University - Kingsville                          |                |   |                    |                                       |                                 |                             |  |
| Wildlife Restoration and Basic Hunter Education            | 15.611         |   |                    |                                       |                                 | 220,747.73                  | 220,747.73                                     |
| <u>Pass-Through To:</u>                                    |                |   |                    |                                       |                                 |                             |  |
| Texas Tech University                                      |                |   |                    |                                       |                                 |                             |  |
| Wildlife Restoration and Basic Hunter Education            | 15.611         |   |                    |                                       |                                 | 8,386.75                    | 8,386.75                                       |
| <u>Pass-Through To:</u>                                    |                |   |                    |                                       |                                 |                             |  |
| Sul Ross State University                                  |                |   |                    |                                       |                                 |                             |  |
| Cooperative Endangered Species Conservation Fund           | 15.615         |   |                    |                                       |                                 | 24,726.45                   | 24,726.45                                      |
| <u>Pass-Through To:</u>                                    |                |   |                    |                                       |                                 |                             |  |
| Texas A&M AgriLife Research                                |                |   |                    |                                       |                                 |                             |  |
| Cooperative Endangered Species Conservation Fund           | 15.615         |   |                    |                                       |                                 | 136,012.05                  | 136,012.05                                     |
| <u>Pass-Through To:</u>                                    |                |   |                    |                                       |                                 |                             |  |
| University of Texas at Austin                              |                |   |                    |                                       |                                 |                             |  |
| Cooperative Endangered Species Conservation Fund           | 15.615         |   |                    |                                       |                                 | 1,280.94                    | 1,280.94                                       |
| <u>Pass-Through To:</u>                                    |                |   |                    |                                       |                                 |                             |  |
| Texas Tech University                                      |                |   |                    |                                       |                                 |                             |  |
| Cooperative Endangered Species Conservation Fund           | 15.615         |   |                    |                                       |                                 | 61,575.94                   | 61,575.94                                      |
| <u>Pass-Through To:</u>                                    |                |   |                    |                                       |                                 |                             |  |
| University of Texas Rio Grande Valley                      |                |   |                    |                                       |                                 |                             |  |
| Cooperative Endangered Species Conservation Fund           | 15.615         |   |                    |                                       |                                 | 173,025.46                  | 173,025.46                                     |
| <u>Pass-Through To:</u>                                    |                |   |                    |                                       |                                 |                             |  |
| Texas State University                                     |                |   |                    |                                       |                                 |                             |  |
| State Wildlife Grants                                      | 15.634         |   |                    |                                       |                                 | 1,122,288.70                | 1,122,288.70                                   |
| State Wildlife Grants                                      | 15.634         |   |                    |                                       |                                 | 241,658.55                  | 241,658.55                                     |
| <u>Pass-Through To:</u>                                    |                |   |                    |                                       |                                 |                             |  |
| Texas A&M AgriLife Research                                |                |   |                    |                                       |                                 |                             |  |
| State Wildlife Grants                                      | 15.634         |   |                    |                                       |                                 | 17,955.00                   | 17,955.00                                      |
| <u>Pass-Through To:</u>                                    |                |   |                    |                                       |                                 |                             |  |
| Texas A&M University                                       |                |   |                    |                                       |                                 |                             |  |





**Texas Parks and Wildlife Department (802)**  
**Schedule 1A - Schedule of Expenditures of Federal Awards**  
 For the fiscal year ended August 31, 2019

| Federal Grantor/<br>Pass-through Grantor/<br>Program Title                         | CFDA<br>Number | NSE Name/<br>Identifying Number                                     | Agg/<br>Univ<br>No | Pass-through From                     |                                 | Direct<br>Program<br>Amount | Total<br>PT From and<br>Direct Prog.<br>Amount |
|--|----------------|---|--------------------|---------------------------------------|---------------------------------|-----------------------------|--|
|  |                |   |                    | Agencies or<br>Universities<br>Amount | Non-State<br>Entities<br>Amount |                             |  |
| State Wildlife Grants<br>Pass-Through To:<br>University of Texas at Arlington      | 15.634         |   |                    |                                       |                                 | 2,931.50                    | 2,931.50                                       |
| State Wildlife Grants<br>Pass-Through To:<br>Texas A&M University at Galveston     | 15.634         |   |                    |                                       |                                 | 65,324.96                   | 65,324.96                                      |
| State Wildlife Grants<br>Pass-Through To:<br>University of Texas at Austin         | 15.634         |   |                    |                                       |                                 | 416,860.38                  | 416,860.38                                     |
| State Wildlife Grants<br>Pass-Through To:<br>Texas A&M University - Kingsville     | 15.634         |   |                    |                                       |                                 | 33,511.63                   | 33,511.63                                      |
| State Wildlife Grants<br>Pass-Through To:<br>Texas Tech University                 | 15.634         |   |                    |                                       |                                 | 150,943.15                  | 150,943.15                                     |
| State Wildlife Grants<br>Pass-Through To:<br>University of Texas Rio Grande Valley | 15.634         |   |                    |                                       |                                 | 178,708.25                  | 178,708.25                                     |
| State Wildlife Grants<br>Pass-Through To:<br>Sam Houston State University          | 15.634         |   |                    |                                       |                                 | -0.16                       | -0.16  |
| State Wildlife Grants<br>Pass-Through To:<br>Texas State University                | 15.634         |   |                    |                                       |                                 | 267,662.13                  | 267,662.13                                     |
| State Wildlife Grants<br>Pass-Through To:<br>Sul Ross State University             | 15.634         |   |                    |                                       |                                 | 11,191.40                   | 11,191.40                                      |
| State Wildlife Grants<br>Pass-Through To:<br>University of Houston - Clear Lake    | 15.634         |   |                    |                                       |                                 | 62,743.46                   | 62,743.46                                      |
| State Wildlife Grants<br>Pass-Through To:<br>Texas A&M University - Corpus Christi | 15.634         |   |                    |                                       |                                 | 122,784.39                  | 122,784.39                                     |
| Endangered Species Conservation - Recovery Implementation<br>Funds                 | 15.657         |   |                    |                                       |                                 | 49,999.92                   | 49,999.92                                      |
| Totals - U.S. Department of the Interior   |                |   |                    |                                       |                                 | \$ -                        | \$ 135,869.47                                  |
| <b>U.S. Department of Agriculture</b>  |                |   |                    |                                       |                                 | \$ 25,787,375.38            | \$ 25,923,244.85                               |
| <u>Direct Programs:</u>  |                |   |                    |                                       |                                 |                             |  |
| Wildlife Services  | 10.028         |   |                    |                                       |                                 | 69,749.60                   | 69,749.60                                      |
| Totals - U.S. Department of Agriculture  |                |   |                    |                                       |                                 | \$ 69,749.60                | \$ 69,749.60                                   |
| <b>U.S. Department of Commerce</b>   |                |   |                    |                                       |                                 |                             |  |
| Interjurisdictional Fisheries Act of 1986  | 11.407         | Gulf States Marine<br>Fisheries Commission/<br>TCS-650-001-2018-01  |                    |                                       |                                 | 45,516.10                   | 45,516.10                                      |
| Interjurisdictional Fisheries Act of 1986  |                | Gulf States Marine<br>Fisheries Commission/<br>TT-650-005-2019-01   |                    |                                       |                                 | 157,168.31                  | 157,168.31                                     |
| Cooperative Fishery Statistics   | 11.434         | Gulf States Marine<br>Fisheries Commission/<br>BSP-799-017-2018-01  |                    |                                       |                                 | 5,636.54                    | 5,636.54                                       |
| Cooperative Fishery Statistics   |                | Gulf States Marine<br>Fisheries Commission/<br>SCFV-749-045-2019-01 |                    |                                       |                                 | 3,929.15                    | 3,929.15                                       |
| Cooperative Fishery Statistics   |                | Gulf States Marine<br>Fisheries Commission/<br>TT-749-005-2018-01   |                    |                                       |                                 | 53,482.00                   | 53,482.00                                      |
| Cooperative Fishery Statistics   |                | Gulf States Marine<br>Fisheries Commission/<br>TT1-749-005-2017-01  |                    |                                       |                                 | -14                         | -14  |



**Texas Parks and Wildlife Department (802)**  
**Schedule 1A - Schedule of Expenditures of Federal Awards**  
 For the fiscal year ended August 31, 2019

| Federal Grantor/<br>Pass-through Grantor/<br>Program Title                 | CFDA<br>Number | NSE Name/<br>Identifying Number                          | Agy/<br>Univ<br>No | Pass-through From                     |                                 | Direct<br>Program<br>Amount | Total<br>PT From and<br>Direct Prog.<br>Amount |
|--|----------------|--|--------------------|---------------------------------------|---------------------------------|-----------------------------|--|
|  |                |  |                    | Agencies or<br>Universities<br>Amount | Non-State<br>Entities<br>Amount |                             |  |
| Regional Fishery Management Councils                                       | 11.441         | Gulf of Mexico Fishery<br>Management Council/<br>18-7050 |                    |                                       | 5,351.01                        |                             | 5,351.01                                       |
| Regional Fishery Management Councils                                       |                | Gulf of Mexico Fishery<br>Management Council/<br>19-7050 |                    |                                       | 22,605.01                       |                             | 22,605.01                                      |
| <u>Direct Programs:</u>  |                |  |                    |                                       |                                 |                             |  |
| Interjurisdictional Fisheries Act of 1986                                  | 11.407         |  |                    |                                       |                                 | 156,111.84                  | 156,111.84                                     |
| Totals - U.S. Department of Commerce                                       |                |  |                    |                                       | \$ -                            | \$ 293,674.12               | \$ 449,785.96                                  |
| <b>Highway Planning and Construction Cluster</b>                           |                |  |                    |                                       |                                 |                             |  |
| <b>U.S. Department of Transportation</b>                                   |                |  |                    |                                       |                                 |                             |  |
| <u>Direct Programs:</u>  |                |  |                    |                                       |                                 |                             |  |
| Recreational Trails Program  | 20.219         |  |                    |                                       |                                 | 2,870,835.49                | 2,870,835.49                                   |
| <i>Pass-Through To:</i><br><i>University of Texas at Austin</i>            |                |  |                    |                                       |                                 |                             |  |
| Totals - U.S. Department of Transportation                                 |                |  |                    |                                       | \$ -                            | \$ 2,870,835.49             | \$ 2,870,835.49                                |
| <b>Fish and Wildlife Cluster</b>   |                |  |                    |                                       |                                 |                             |  |
| <b>U.S. Department of the Interior</b>                                     |                |  |                    |                                       |                                 |                             |  |
| <u>Direct Programs:</u>  |                |  |                    |                                       |                                 |                             |  |
| Sport Fish Restoration   | 15.605         |  |                    |                                       |                                 | 3,525,162.54                | 3,525,162.54                                   |
| Wildlife Restoration and Basic Hunter Education                            | 15.611         |  |                    |                                       |                                 | 20,934,386.84               | 20,934,386.84                                  |
| Wildlife Restoration and Basic Hunter Education                            | 15.611         |  |                    |                                       |                                 | 190,529.41                  | 190,529.41                                     |
| <i>Pass-Through To:</i><br><i>Texas A&amp;M AgriLife Extension Service</i> |                |  |                    |                                       |                                 |                             |  |
| Totals - U.S. Department of the Interior                                   |                |  |                    |                                       | \$ -                            | \$ 24,650,078.79            | \$ 24,650,078.79                               |
| <b>Total Expenditures of Federal Awards</b>                                |                |  |                    |                                       | <b>\$ 3,185,671.49</b>          | <b>\$ 429,543.59</b>        | <b>\$ 64,791,841.51</b>                        |
|  |                |  |                    |                                       |                                 |                             | <b>\$ 68,407,056.59</b>                        |



**Texas Parks and Wildlife Department (802)**  
**Schedule 1A - Schedule of Expenditures of Federal Awards**  
 For the fiscal year ended August 31, 2019

| Federal Grantor/<br>Pass-through Grantor/<br>Program Title                       | CFDA<br>Number | NSE Name/<br>Identifying Number | Agy/<br>Univ<br>No. | Pass-through To                       |                                 | Expenditures<br>Amount | Total<br>PT To and<br>Expenditures<br>Amount |                 |
|--|----------------|---------------------------------|---------------------|---------------------------------------|---------------------------------|------------------------|--|-----------------|
|  |                |                                 |                     | Agencies or<br>Universities<br>Amount | Non-State<br>Entities<br>Amount |                        |  |                 |
| <b>Environmental Protection Agency</b>   |                |                                 |                     |                                       |                                 |                        |  |                 |
| National Estuary Program   | 66.456         |                                 |                     |                                       | 26,532.13                       | 10,802.07              | 37,334.20                                    |                 |
| <i>Texas Commission on Environmental Quality</i>                                 |                |                                 |                     |                                       |                                 |                        |  |                 |
| Totals - Environmental Protection Agency   |                |                                 |                     | \$                                    | -                               | \$ 26,532.13           | \$ 10,802.07                                 | \$ 37,334.20    |
| <b>General Services Administration</b>   |                |                                 |                     |                                       |                                 |                        |  |                 |
| Donation of Federal Surplus Personal Property<br>(Non-monetary)                  | 39.003         |                                 |                     |                                       |                                 | 27,880.27              | 27,880.27                                    |                 |
| <i>Texas Facilities Commission</i>   |                |                                 |                     |                                       |                                 |                        |  |                 |
| Totals - General Services Administration   |                |                                 |                     | \$                                    | -                               | \$ -                   | \$ 27,880.27                                 | \$ 27,880.27    |
| <b>Gulf Coast Ecosystem Restoration Council</b>                                  |                |                                 |                     |                                       |                                 |                        |  |                 |
| Gulf Coast Ecosystem Restoration Council Comprehensive<br>Plan Component Program | 87.051         |                                 |                     |                                       |                                 | 759,473.15             | 759,473.15                                   |                 |
| <i>Texas Commission on Environmental Quality</i>                                 |                |                                 |                     |                                       |                                 |                        |  |                 |
| Totals - Gulf Coast Ecosystem Restoration Council                                |                |                                 |                     | \$                                    | -                               | \$ -                   | \$ 759,473.15                                | \$ 759,473.15   |
| <b>U.S. Department of the Interior</b>   |                |                                 |                     |                                       |                                 |                        |  |                 |
| Coastal Wetlands Planning, Protection and Restoration                            | 15.614         |                                 |                     |                                       | 76,696.75                       | 489,245.00             | 565,941.75                                   |                 |
| Cooperative Endangered Species Conservation Fund                                 | 15.615         |                                 |                     |                                       | 2,445,410.83                    | 35,018.16              | 2,480,428.99                                 |                 |
| Clean Vessel Act   | 15.616         |                                 |                     |                                       | 225,400.10                      | 161.84                 | 225,561.94                                   |                 |
| Sportfishing and Boating Safety Act  | 15.622         |                                 |                     |                                       |                                 | 1,429.16               | 1,429.16                                     |                 |
| Enhanced Hunter Education and Safety   | 15.626         |                                 |                     |                                       | 78,487.42                       | 262,051.47             | 340,538.89                                   |                 |
| Partners for Fish and Wildlife   | 15.631         |                                 |                     |                                       | 59,274.29                       | 132,205.55             | 191,479.84                                   |                 |
| State Wildlife Grants  | 15.634         |                                 |                     |                                       |                                 | 275,339.98             | 275,339.98                                   |                 |
| Outdoor Recreation Acquisition, Development and Planning                         | 15.916         |                                 |                     |                                       | 1,699,957.99                    | 586,144.40             | 2,286,102.39                                 |                 |
| <i>Texas Historical Commission</i>   |                |                                 |                     |                                       |                                 |                        |  |                 |
| National Maritime Heritage Grants  | 15.925         |                                 |                     |                                       |                                 | 13,023.22              | 13,023.22                                    |                 |
| <i>Texas Historical Commission</i>   |                |                                 |                     |                                       |                                 |                        |  |                 |
| Totals - U.S. Department of the Interior   |                |                                 |                     | \$                                    | -                               | \$ 4,585,227.38        | \$ 1,794,618.78                              | \$ 6,379,846.16 |
| <b>U.S. Department of Agriculture</b>  |                |                                 |                     |                                       |                                 |                        |  |                 |
| Voluntary Public Access and Habitat Incentive Program                            | 10.093         |                                 |                     |                                       | 69,776.14                       | 7,500.00               | 77,276.14                                    |                 |
| Cooperative Forestry Assistance  | 10.664         |                                 |                     |                                       |                                 | 4,455.41               | 4,455.41                                     |                 |
| <i>Texas A&amp;M Forest Service</i>  |                |                                 |                     |                                       |                                 |                        |  |                 |
| Totals - U.S. Department of Agriculture  |                |                                 |                     | \$                                    | -                               | \$ 69,776.14           | \$ 11,955.41                                 | \$ 81,731.55    |
| <b>U.S. Department of Commerce</b>   |                |                                 |                     |                                       |                                 |                        |  |                 |
| Cooperative Fishery Statistics   | 11.434         |                                 |                     |                                       |                                 | 46,122.49              | 46,122.49                                    |                 |
| Southeast Area Monitoring and Assessment Program                                 | 11.435         |                                 |                     |                                       |                                 | 149,325.01             | 149,325.01                                   |                 |
| Coastal Zone Management Administration Awards                                    | 11.419         |                                 |                     |                                       |                                 | 207,191.04             | 207,191.04                                   |                 |
| <i>General Land Office</i>   |                |                                 |                     |                                       |                                 |                        |  |                 |
| Totals - U.S. Department of Commerce   |                |                                 |                     | \$                                    | -                               | \$ -                   | \$ 402,638.54                                | \$ 402,638.54   |
| <b>U.S. Department of Defense</b>  |                |                                 |                     |                                       |                                 |                        |  |                 |
| Flood Control Projects   | 12.106         |                                 |                     |                                       |                                 | 417,686.41             | 417,686.41                                   |                 |
| Totals - U.S. Department of Defense  |                |                                 |                     | \$                                    | -                               | \$ -                   | \$ 417,686.41                                | \$ 417,686.41   |
| <b>U.S. Department of Homeland Security</b>                                      |                |                                 |                     |                                       |                                 |                        |  |                 |
| Boating Safety Financial Assistance  | 97.012         |                                 |                     |                                       |                                 | 3,600,457.58           | 3,600,457.58                                 |                 |
| Port Security Grant Program  | 97.056         |                                 |                     |                                       |                                 | 584,999.84             | 584,999.84                                   |                 |
| Disaster Grants - Public Assistance (Presidentially Declared<br>Disasters)       | 97.036         |                                 |                     |                                       |                                 | 2,136,314.20           | 2,136,314.20                                 |                 |
| <i>Department of Public Safety</i>   |                |                                 |                     |                                       |                                 |                        |  |                 |
| Totals - U.S. Department of Homeland Security                                    |                |                                 |                     | \$                                    | -                               | \$ -                   | \$ 6,321,771.62                              | \$ 6,321,771.62 |



**Texas Parks and Wildlife Department (802)**  
**Schedule 1A - Schedule of Expenditures of Federal Awards**  
 For the fiscal year ended August 31, 2019

| Federal Grantor/<br>Pass-through Grantor/<br>Program Title | CFDA<br>Number | NSE Name/<br>Identifying Number   | Agy/<br>Univ<br>No. | Pass-through To                       |                                 | Expenditures<br>Amount | Total<br>PT To and<br>Expenditures<br>Amount |
|--|----------------|---|---------------------|---------------------------------------|---------------------------------|------------------------|--|
|  |                |   |                     | Agencies or<br>Universities<br>Amount | Non-State<br>Entities<br>Amount |                        |  |
| <b>U.S. Department of Justice</b>                          |                |   |                     |                                       |                                 |                        |  |
| U.S. Department of Justice                                 | 16.000         | 2018-120  |                     |                                       |                                 | 15,000.00              | 15,000.00                                    |
| Totals - U.S. Department of Justice                        |                |   |                     | \$ -                                  | \$ -                            | \$ 15,000.00           | \$ 15,000.00                                 |
| <b>Research &amp; Development Cluster</b>                  |                |   |                     |                                       |                                 |                        |  |
| <b>U.S. Department of the Interior</b>                     |                |   |                     |                                       |                                 |                        |  |
| Cooperative Landscape Conservation                         | 15.669         | The Curators of The<br>University of Missouri/<br>C00056185-1           |                     |                                       |                                 | 0.02                   | 0.02   |
| Cooperative Landscape Conservation                         |                | Wildlife Management<br>Institute, Inc./<br>GP LCC 2016-03<br>F14AC00887 |                     |                                       |                                 | 75,938.32              | 135,869.45                                   |
| Sport Fish Restoration                                     | 15.605         |   |                     |                                       |                                 | 14,454,178.66          | 14,454,178.66                                |
| Sport Fish Restoration                                     | 15.605         |   |                     |                                       |                                 |                        | 8,070.03                                     |
| Texas A&M AgriLife Extension Service                       |                |   | 555                 | 8,070.03                              |                                 |                        |  |
| Fish and Wildlife Management Assistance                    | 15.608         |   |                     |                                       |                                 | 47,695.00              | 49,870.75                                    |
| Texas State University                                     |                |   | 754                 | 2,175.75                              |                                 |                        |  |
| Wildlife Restoration and Basic Hunter Education            | 15.611         |   |                     |                                       | 1,799,937.35                    | 5,627,148.49           | 7,427,085.84                                 |
| Wildlife Restoration and Basic Hunter Education            | 15.611         |   |                     |                                       |                                 |                        | 137,667.06                                   |
| Texas A&M AgriLife Research                                |                |   | 556                 | 137,667.06                            |                                 |                        |  |
| Wildlife Restoration and Basic Hunter Education            | 15.611         |   |                     |                                       |                                 |                        | 154,399.28                                   |
| Tarleton State University                                  |                |   | 713                 | 154,399.28                            |                                 |                        |  |
| Wildlife Restoration and Basic Hunter Education            | 15.611         |   |                     |                                       |                                 |                        | 510.68                                       |
| University of Texas at El Paso                             |                |   | 724                 | 510.68                                |                                 |                        |  |
| Wildlife Restoration and Basic Hunter Education            | 15.611         |   |                     |                                       |                                 |                        | 185,274.50                                   |
| Texas A&M University - Kingsville                          |                |   | 732                 | 185,274.50                            |                                 |                        |  |
| Wildlife Restoration and Basic Hunter Education            | 15.611         |   |                     |                                       |                                 |                        | 220,747.73                                   |
| Texas Tech University                                      |                |   | 733                 | 220,747.73                            |                                 |                        |  |
| Wildlife Restoration and Basic Hunter Education            | 15.611         |   |                     |                                       |                                 |                        | 8,386.75                                     |
| Sul Ross State University                                  |                |   | 756                 | 8,386.75                              |                                 |                        |  |
| Cooperative Endangered Species Conservation Fund           | 15.615         |   |                     |                                       |                                 |                        | 24,726.45                                    |
| Texas A&M AgriLife Research                                |                |   | 556                 | 24,726.45                             |                                 |                        |  |
| Cooperative Endangered Species Conservation Fund           | 15.615         |   |                     |                                       |                                 |                        | 136,012.05                                   |
| University of Texas at Austin                              |                |   | 721                 | 136,012.05                            |                                 |                        |  |
| Cooperative Endangered Species Conservation Fund           | 15.615         |   |                     |                                       |                                 |                        | 1,280.94                                     |
| Texas Tech University                                      |                |   | 733                 | 1,280.94                              |                                 |                        |  |
| Cooperative Endangered Species Conservation Fund           | 15.615         |   |                     |                                       |                                 |                        | 61,575.94                                    |
| University of Texas Rio Grande Valley                      |                |   | 746                 | 61,575.94                             |                                 |                        |  |
| Cooperative Endangered Species Conservation Fund           | 15.615         |   |                     |                                       |                                 |                        | 173,025.46                                   |
| Texas State University                                     |                |   | 754                 | 173,025.46                            |                                 |                        |  |
| State Wildlife Grants                                      | 15.634         |   |                     |                                       | 228,504.50                      | 893,784.20             | 1,122,288.70                                 |
| State Wildlife Grants                                      | 15.634         |   |                     |                                       |                                 |                        | 241,658.55                                   |
| Texas A&M AgriLife Research                                |                |   | 556                 | 241,658.55                            |                                 |                        |  |
| State Wildlife Grants                                      | 15.634         |   |                     |                                       |                                 |                        | 17,955.00                                    |
| Texas A&M University                                       |                |   | 711                 | 17,955.00                             |                                 |                        |  |





**Texas Parks and Wildlife Department (802)**  
**Schedule 1A - Schedule of Expenditures of Federal Awards**  
 For the fiscal year ended August 31, 2019

| Federal Grantor/<br>Pass-through Grantor/<br>Program Title      | CFDA<br>Number | NSE Name/<br>Identifying Number   | Agg/<br>Univ<br>No. | Pass-through To                       |                                 | Expenditures<br>Amount | Total<br>PT To and<br>Expenditures<br>Amount |
|---|----------------|---|---------------------|---------------------------------------|---------------------------------|------------------------|--|
|   |                |   |                     | Agencies or<br>Universities<br>Amount | Non-State<br>Entities<br>Amount |                        |  |
| State Wildlife Grants   | 15.634         |   |                     |                                       |                                 |                        | 2,931.50                                     |
| <i>University of Texas at Arlington</i>                         |                |   | 714                 | 2,931.50                              |                                 |                        |  |
| State Wildlife Grants   | 15.634         |   |                     |                                       |                                 |                        | 65,324.96                                    |
| <i>Texas A&amp;M University at Galveston</i>                    |                |   | 718                 | 65,324.96                             |                                 |                        |  |
| State Wildlife Grants   | 15.634         |   |                     |                                       |                                 |                        | 416,860.38                                   |
| <i>University of Texas at Austin</i>                            |                |   | 721                 | 416,860.38                            |                                 |                        |  |
| State Wildlife Grants   | 15.634         |   |                     |                                       |                                 |                        | 33,511.63                                    |
| <i>Texas A&amp;M University - Kingsville</i>                    |                |   | 732                 | 33,511.63                             |                                 |                        |  |
| State Wildlife Grants   | 15.634         |   |                     |                                       |                                 |                        | 150,943.15                                   |
| <i>Texas Tech University</i>                                    |                |   | 733                 | 150,943.15                            |                                 |                        |  |
| State Wildlife Grants   | 15.634         |   |                     |                                       |                                 |                        | 178,708.25                                   |
| <i>University of Texas Rio Grande Valley</i>                    |                |   | 746                 | 178,708.25                            |                                 |                        |  |
| State Wildlife Grants   | 15.634         |   |                     |                                       |                                 |                        | -0.16  |
| <i>Sam Houston State University</i>                             |                |   | 753                 | -0.16                                 |                                 |                        |  |
| State Wildlife Grants   | 15.634         |   |                     |                                       |                                 |                        | 267,662.13                                   |
| <i>Texas State University</i>                                   |                |   | 754                 | 267,662.13                            |                                 |                        |  |
| State Wildlife Grants   | 15.634         |   |                     |                                       |                                 |                        | 11,191.40                                    |
| <i>Sul Ross State University</i>                                |                |   | 756                 | 11,191.40                             |                                 |                        |  |
| State Wildlife Grants   | 15.634         |   |                     |                                       |                                 |                        | 62,743.46                                    |
| <i>University of Houston - Clear Lake</i>                       |                |   | 759                 | 62,743.46                             |                                 |                        |  |
| State Wildlife Grants   | 15.634         |   |                     |                                       |                                 |                        | 122,784.39                                   |
| <i>Texas A&amp;M University - Corpus Christi</i>                |                |   | 760                 | 122,784.39                            |                                 |                        |  |
| Endangered Species Conservation - Recovery Implementation Funds | 15.657         |   |                     |                                       | 30,000.00                       | 19,999.92              | 49,999.92                                    |
| Totals - U.S. Department of the Interior                        |                |   |                     |                                       | \$ 2,686,127.26                 | \$ 2,134,380.17        | \$ 21,102,737.42                             |
| <b>U.S. Department of Agriculture</b>                           |                |   |                     |                                       |                                 |                        | \$ 25,923,244.85                             |
| Wildlife Services   | 10.028         |   |                     |                                       |                                 | 69,749.60              | 69,749.60                                    |
| Totals - U.S. Department of Agriculture                         |                |   |                     |                                       | \$ -                            | \$ -                   | \$ 69,749.60                                 |
| <b>U.S. Department of Commerce</b>                              |                |   |                     |                                       |                                 |                        | \$ 69,749.60                                 |
| Interjurisdictional Fisheries Act of 1986                       | 11.407         | Gulf States Marine Fisheries Commission/<br><i>TCS-650-001-2018-01</i>  |                     |                                       |                                 | 45,516.10              | 45,516.10                                    |
| Interjurisdictional Fisheries Act of 1986                       |                | Gulf States Marine Fisheries Commission/<br><i>TT-650-005-2019-01</i>   |                     |                                       |                                 | 157,168.31             | 157,168.31                                   |
| Cooperative Fishery Statistics                                  | 11.434         | Gulf States Marine Fisheries Commission/<br><i>BSP-799-017-2018-01</i>  |                     |                                       |                                 | 5,636.54               | 5,636.54                                     |
| Cooperative Fishery Statistics                                  |                | Gulf States Marine Fisheries Commission/<br><i>SCFV-749-045-2019-01</i> |                     |                                       |                                 | 3,929.15               | 3,929.15                                     |
| Cooperative Fishery Statistics                                  |                | Gulf States Marine Fisheries Commission/<br><i>TT-749-005-2018-01</i>   |                     |                                       |                                 | 53,482.00              | 53,482.00                                    |
| Cooperative Fishery Statistics                                  |                | Gulf States Marine Fisheries Commission/<br><i>TT1-749-005-2017-01</i>  |                     |                                       |                                 | -14                    | -14  |



**Texas Parks and Wildlife Department (802)**  
**Schedule 1A - Schedule of Expenditures of Federal Awards**  
 For the fiscal year ended August 31, 2019

| Federal Grantor/<br>Pass-through Grantor/<br>Program Title                                   | CFDA<br>Number | NSE Name/<br>Identifying Number                          | Agg/<br>Univ<br>No. | Pass-through To                       |                                 | Expenditures<br>Amount  | Total<br>PT To and<br>Expenditures<br>Amount |
|--|----------------|--|---------------------|---------------------------------------|---------------------------------|-------------------------|--|
|  |                |  |                     | Agencies or<br>Universities<br>Amount | Non-State<br>Entities<br>Amount |                         |  |
| Regional Fishery Management Councils   | 11.441         | Gulf of Mexico Fishery<br>Management Council/<br>18-7050 |                     |                                       |                                 | 5,351.01                | 5,351.01                                     |
| Regional Fishery Management Councils   |                | Gulf of Mexico Fishery<br>Management Council/<br>19-7050 |                     |                                       |                                 | 22,605.01               | 22,605.01                                    |
| Interjurisdictional Fisheries Act of 1986<br>Totals - U.S. Department of Commerce            | 11.407         |  |                     |                                       |                                 | 156,111.84              | 156,111.84                                   |
| <b>Highway Planning and Construction Cluster</b><br><b>U.S. Department of Transportation</b> |                |  |                     |                                       |                                 | \$ -                    | \$ -   |
| Recreational Trails Program  | 20.219         |  |                     |                                       | 2,300,818.15                    | 568,765.17              | 2,870,835.49                                 |
| <i>University of Texas at Austin</i>   |                |  | 721                 | 1,252.17                              |                                 |                         |  |
| Totals - U.S. Department of Transportation   |                |  |                     |                                       | \$ 1,252.17                     | \$ 2,300,818.15         | \$ 568,765.17                                |
| <b>Fish and Wildlife Cluster</b><br><b>U.S. Department of the Interior</b>                   |                |  |                     |                                       |                                 |                         |  |
| Sport Fish Restoration   | 15.605         |  |                     |                                       | 998,430.86                      | 2,526,731.68            | 3,525,162.54                                 |
| Wildlife Restoration and Basic Hunter Education  | 15.611         |  |                     |                                       |                                 | 20,934,386.84           | 20,934,386.84                                |
| Wildlife Restoration and Basic Hunter Education  | 15.611         |  |                     |                                       |                                 |                         | 190,529.41                                   |
| <i>Texas A&amp;M AgriLife Extension Service</i>  |                |  | 555                 | 190,529.41                            |                                 |                         |  |
| Totals - U.S. Department of the Interior   |                |  |                     |                                       | \$ 190,529.41                   | \$ 998,430.86           | \$ 23,461,118.52                             |
| <b>Total Expenditures of Federal Awards</b>  |                |  |                     |                                       | <b>\$ 2,877,908.84</b>          | <b>\$ 10,115,164.83</b> | <b>\$ 55,413,982.92</b>                      |
|  |                |  |                     |                                       |                                 |                         | <b>\$ 68,407,056.59</b>                      |



**Texas Parks and Wildlife Department (802)**  
**Schedule 1A - Schedule of Expenditures of Federal Awards**  
 For the fiscal year ended August 31, 2019

Below is a reconciliation of the total of federal pass-through and federal expenditures as reported on the Schedule of Expenditures of Federal Awards to the total of federal revenues and federal pass-through revenues as reported in the general purpose financial statements.

|   |                                |
|---|--------------------------------|
| <b>Per COMBINED STATEMENT OF REVENUES, EXPENDITURES, AND CHANGES IN FUND BALANCE/STATEMENT OF ACTIVITIES - Governmental Funds</b> |                                |
| Federal Revenue (EXHIBIT II)  | \$ 66,148,381.36               |
| Federal Pass-Through Revenue (EXHIBIT II)   | <u>3,157,791.22</u>            |
| <b>Total Federal Revenue and Federal Pass-Through Revenue</b>   | <b>\$ 69,306,172.58</b>        |
| <b>Reconciliation Items</b>   |                                |
| <b>Non-monetary Items:</b>  |                                |
| Donation of Federal Surplus Personal Property   | 27,880.27                      |
| <b>Other Reconciling Items</b>  |                                |
| Federal Revenue received on the fixed fee basics contract   | (11,457.15)                    |
| Federal revenue received under a vendor relationship between agency and the federal government                                    | (915,539.11)                   |
| <b>Total Pass Through and Expenditures per Federal Schedule</b>   | <b><u>\$ 68,407,056.59</u></b> |



**Texas Parks and Wildlife Department (802)**  
**Schedule 1B - Schedule of State Grant Pass-Throughs From/To State Agencies**  
 For the Year Ended August 31, 2019

| Pass-through From   | Grant ID        | Agency Number | Amount            |
|---|-----------------|---------------|-------------------|
| <b>CEPRA 1572 – Dickinson Bayou Wetland Restoration Project</b> | <b>305.0005</b> |               |                   |
| GENERAL LAND OFFICE   |                 | 305           | 92,373.74         |
| <b>WSC - Research</b>   | <b>580.0019</b> |               |                   |
| TEXAS WATER DEVELOPMENT BOARD                                   |                 | 580           | 74,540.72         |
| <b>Water Supply Enhancement</b>                                 | <b>592.0002</b> |               |                   |
| STATE SOIL AND WATER CONSERVATION BOARD                         |                 | 592           | 7,800.00          |
| <b>Total Pass-Through from Other Agencies (Exh. II):</b>        |                 |               | <b>174,714.46</b> |

| Pass-through To  | Grant ID        | Agency Number | Amount       |
|--|-----------------|---------------|--------------|
| <b>452461 Application of UAV Based Remote Sensing for Evaluation of Wetland Vegetation Monitoring</b>  | <b>802.0091</b> |               |              |
| TEXAS STATE UNIVERSITY   |                 | 754           | -0.96        |
| <b>453276 Waterfowl Use and Carrying Capacity of Stock Ponds in the Oaks and Prairies and Rolling Plains of Texas</b>                                | <b>802.0093</b> |               |              |
| TEXAS TECH UNIVERSITY  |                 | 733           | 22,540.03    |
| <b>454264 Houston Toad Response to Ongoing Habitat Restoration in Bastrop State Park, Bastrop County, Texas</b>                                      | <b>802.0097</b> |               |              |
| TEXAS STATE UNIVERSITY   |                 | 754           | 25,269.89    |
| <b>475613 Genomics Case Study of Texas White-tailed Deer (Odocoileus virginianus) Naturally affected with Chronic Wasting Disease</b>                | <b>802.0108</b> |               |              |
| TEXAS A&M AGRILIFE RESEARCH  |                 | 556           | 79,768.00    |
| <b>470262 Movement and Ecology of Mid- Continent White-fronted Geese</b>   | <b>802.0116</b> |               |              |
| TEXAS A&M UNIVERSITY-KINGSVILLE  |                 | 732           | 2,684.70     |
| <b>472736 Habitat Use of Sandhill Cranes Wintering Along the Texas Coast</b>   | <b>802.0117</b> |               |              |
| TEXAS A&M UNIVERSITY-KINGSVILLE  |                 | 732           | 307.05       |
| <b>476549 Community Structure, Habitat Use, and Connectivity of Reef Fishes on TPWD Artificial</b>   | <b>802.0119</b> |               |              |
| TEXAS A&M UNIVERSITY AT GALVESTON  |                 | 718           | -123.42      |
| <b>474362 South Texas Artificial Reef Research (STARR) Program: Fish Community Assessment and Reef Site Evaluations - Phase III</b>                  | <b>802.0122</b> |               |              |
| TEXAS A&M UNIVERSITY - CORPUS CHRISTI  |                 | 760           | 894.68       |
| <b>475342 Artificial Reef Biological Monitoring and Research Program FY 2016-2017</b>  | <b>802.0125</b> |               |              |
| UNIVERSITY OF TEXAS RIO GRANDE VALLEY  |                 | 746           | -19.04       |
| <b>472472 Reestablish Growth of Quail Populations</b>  | <b>802.0127</b> |               |              |
| TEXAS A&M AGRILIFE EXTENSION SERVICE   |                 | 555           | 1,000,000.00 |
| <b>499614 Sheldon Lake State Park Prairie Wetlands Restoration Phase V</b>   | <b>802.0138</b> |               |              |
| TEXAS A&M AGRILIFE EXTENSION SERVICE   |                 | 555           | 41,636.38    |
| <b>485272 Genotyping of Red Drum Broodfish at Texas Parks and Wildlife Hatcheries</b>  | <b>802.0139</b> |               |              |
| TEXAS A&M UNIVERSITY - CORPUS CHRISTI  |                 | 760           | 10,073.90    |
| <b>485738 Dispersal of zebra mussels downstream of an invaded reservoir and assessing the risk of dreissenid mussel invasion into lakes of Texas</b> | <b>802.0146</b> |               |              |
| TEXAS STATE UNIVERSITY   |                 | 754           | 7.95         |
| <b>493341 Houston Toad Monitoring of Bastrop Slope Stabilization Construction Project</b>  | <b>802.0147</b> |               |              |
| TEXAS STATE UNIVERSITY   |                 | 754           | 568.79       |
| <b>494242 Southern Plains Pollinator Conservation Implementation Program: Texas and Oklahoma</b>   | <b>802.0150</b> |               |              |
| UNIVERSITY OF TEXAS AT AUSTIN  |                 | 721           | 746.67       |





**Texas Parks and Wildlife Department (802)**  
**Schedule 1B - Schedule of State Grant Pass-Throughs From/To State Agencies (concluded)**  
For the Year Ended August 31, 2019

| <b>Pass-through To (continued)</b>   | <b>Grant ID</b> | <b>Agency Number</b> | <b>Amount</b>       |
|--|-----------------|----------------------|---------------------|
| 501916 Harris County Sheldon Lake SP Prairie wetlands restoration phase V project<br>UNIVERSITY OF HOUSTON - CLEAR LAKE  | 802.0151        | 759                  | 25,270.76           |
| 506424 Outdoor Learning Environments (OLE! Texas)<br>TEXAS TECH UNIVERSITY   | 802.0152        | 733                  | 1,401.05            |
| 504614 Dispersal of zebra mussels downstream of invaded reservoirs and assessing the impact of zebra mussels<br>TEXAS STATE UNIVERSITY                                 | 802.0153        | 754                  | -1,838.33           |
| 495775 San Solomon Springs Invertebrate Monitoring<br>TEXAS STATE UNIVERSITY   | 802.0156        | 754                  | 14,362.98           |
| 496129 Aquarena Springs Outdoor Education Program<br>TEXAS STATE UNIVERSITY  | 802.0157        | 754                  | 11,896.36           |
| 506346 Black-tailed Prairie Dog (BTPD) Reintroduction fo the Marfa Grasslands<br>SUL ROSS STATE UNIVERSITY   | 802.0158        | 756                  | 0.47                |
| 505640 Movement, Home Range, and Habitat Use of the Spot-tailed Earless Lizard (Holbrookia lacerata) on Laughlin Air Force Base<br>TEXAS A&M AGRILIFE RESEARCH         | 802.0160        | 556                  | 184.66              |
| 499095 Integrated Monitoring and Modeling Strategy<br>TEXAS A&M AGRILIFE RESEARCH  | 802.0161        | 556                  | 140.51              |
| 510220 School for Outdoor Environmental Science Adventures 2018-2019<br>TEXAS A&M AGRILIFE EXTENSION SERVICE   | 802.0162        | 555                  | 18,920.00           |
| 504645 – "Review/Re-Rank Current Ranks of Rare Plants<br>UNIVERSITY OF TEXAS AT AUSTIN   | 802.0163        | 721                  | -24.56              |
| 505643- Development of Training Materials for SGCN seed collections, ranking/re-ranking rare plants using NatureServe Rate Calculator<br>UNIVERSITY OF TEXAS AT AUSTIN | 802.0164        | 721                  | 10,384.46           |
| 505176 – Continued Monitoring of Hydrologic effects of Saltcedar Control in the Upper Brazos River Basin<br>UNIVERSITY OF TEXAS AT AUSTIN                              | 802.0165        | 721                  | 69,880.18           |
| 517409 Comparing Spring Migration Strategies of Northern Pintails from Wintering Areas Across North America<br>TEXAS A&M UNIVERSITY-KINGSVILLE                         | 802.0170        | 732                  | 44,842.60           |
| 520711 Risk of Snake Entanglement in Erosion Control Materials<br>STEPHEN F AUSTIN STATE UNIVERSITY  | 802.0171        | 755                  | 33,155.63           |
| 521411 Nacogdoches Naturally<br>STEPHEN F AUSTIN STATE UNIVERSITY  | 802.0172        | 755                  | 18,833.15           |
| 519251 Outdoor Learning Environments (OLE! Texas)<br>UNIVERSITY OF TEXAS AT AUSTIN   | 802.0173        | 721                  | 10,000.00           |
| 515819 Archeological and Cultural Resource Services<br>SUL ROSS STATE UNIVERSITY   | 802.0174        | 756                  | 1,983.81            |
| 515980 Downstream dispersal, survival and growth of zebra mussels (Dreissena polymorpha) downstream of invaded Central Texas reservoirs<br>TEXAS STATE UNIVERSITY      | 802.0175        | 754                  | 98,786.50           |
| 508885 Mapping and Ground-Truthing Populations of Bigtooth Maple in Bandera and Real Counties, Texas<br>UNIVERSITY OF TEXAS AT SAN ANTONIO                             | 802.0177        | 743                  | 25,500.88           |
| <b>Total Pass-Through to Other Agencies (Exh. II):</b>   |                 |                      | <b>1,568,035.73</b> |





# Annual Report of Nonfinancial Data







Life's better outside.\*

November 20, 2019

Commissioners

S. Reed Morlan  
Chairman  
Houston

Arch "Beaver" Aplin, III  
Vice-Chairman  
Lake Jackson

James E. Abell  
Kilgore

Oliver J. Bell  
Cleveland

Anna B. Galo  
Laredo

Jeffery D. Hildebrand  
Houston

Jeanne W. Latimer  
San Antonio

Robert L. "Bobby" Patton, Jr.  
Fort Worth

Dick Scott  
Wimberley

Lee M. Bass  
Chairman-Emeritus  
Fort Worth

T. Dan Friedkin  
Chairman-Emeritus  
Houston

Carter P. Smith  
Executive Director

The Honorable Greg Abbott, Governor  
Sarah Keyton, Assistant Director, Legislative Budget Board  
John McGeady, Assistant Director, Legislative Budget Board  
Lisa Collier, CPA, CFE, CIDA, First Assistant State Auditor

Dear Governor Abbott, Ms. Keyton, Mr. McGeady and Ms. Collier:

We are pleased to submit the Texas Parks and Wildlife Department's *Annual Report of Nonfinancial Data* for the year ended August 31, 2019, in compliance with Texas Government Code Annotated, Section 2101.0115 and in accordance with the instructions for completing the Annual Report of Nonfinancial Data.

The accompanying report has not been audited and is considered to be independent of the agency's *Annual Financial Report*.

If you have questions, please contact Ms. Sylvette L. Ford at (512) 389-4719.

Sincerely,

  
Michael J. Jensen  
Chief Financial Officer



**Texas Parks and Wildlife Department (802)**  
**Schedule of Bonded Employees**  
 For the fiscal year ended August 31, 2019

| BOND DESCRIPTION                             | NAME AND JOB TITLE                        | AMOUNT OF BOND | SURETY COMPANY              |
|--|---|----------------|-----------------------------|
| Deputy Tax-Assessor Collector, Travis County | John Wyatt, Fleet & Radio Manager         | \$ 100,000.00  | Western Surety Company      |
| Deputy Tax-Assessor Collector, Travis County | Lori Duran, Fleet Management Specialist   |                |                             |
| Deputy Tax-Assessor Collector, Travis County | Steban DeLeon, Fleet Management Assistant |                |                             |
| Notary Public Errors and Omissions Policy    | Wendy Bennett, Staff Services Officer     | \$ 15,000.00   | Universal Surety of America |





**Texas Parks and Wildlife Department (802)**  
**SCHEDULE OF SPACE OCCUPIED**  
 For the fiscal year ended August 31, 2019

| Location  | Address        | Lessor | Lease No. |
|---|----------------|--------|-----------|
| <b>STATE OWNED</b>                                    |                |        |           |
| Game Wardens - Region 6, District 3 - 0459            | Abilene        | -      | -         |
| Black Gap WMA - 0187                                  | Alpine         | -      | -         |
| Texas Freshwater Fisheries Center - 0030              | Athens         | -      | -         |
| Texas Freshwater Fisheries Center - Hatchery - 0705   | Athens         | -      | -         |
| Atlanta SP - 0347                                     | Atlanta        | -      | -         |
| Austin Communication Center - 0392                    | Austin         | -      | -         |
| Game Wardens - Region 1, District 4 - 0781            | Austin         | -      | -         |
| Game Wardens - Region 2, District 1 - 0833            | Austin         | -      | -         |
| McKinney Falls SP - 0083                              | Austin         | -      | -         |
| TPWD HQ Facility MGMT - 0896                          | Austin         | -      | -         |
| Wildlife Field Operations - District 6 - 0121         | Austin         | -      | -         |
| Hill Country SNA - Louise Merrick Unit - 0228         | Bandera        | -      | -         |
| Bastrop SP - 0511                                     | Bastrop        | -      | -         |
| Field Operations-Operating - 0436                     | Bastrop        | -      | -         |
| Park Operations - Regional Office - Bastrop - 0010    | Bastrop        | -      | -         |
| Central Coast Wetlands Eco System Project - 0589      | Bay City       | -      | -         |
| Colorado Bend SP - 0475                               | Bend           | -      | -         |
| Big Spring SP - 0437                                  | Big Spring     | -      | -         |
| Blanco SP - 0591                                      | Blanco         | -      | -         |
| Bonham SP - 0280                                      | Bonham         | -      | -         |
| Kickapoo Caverns SP - 0529                            | Bracketville   | -      | -         |
| East Texas Fish Hatchery - 0741                       | Brookeland     | -      | -         |
| Lower Laguna Madre Ecosystem - 0610                   | Brownsville    | -      | -         |
| Lake Brownwood SP - 0545                              | Brownwood      | -      | -         |
| Inks Lake SP - 0279                                   | Burnet         | -      | -         |
| Law Enforcement Region 3 - SP - 0863                  | Burnet         | -      | -         |
| Possum Kingdom SP - 0210                              | Caddo          | -      | -         |
| Choke Canyon SP - Calliham Unit - 0386                | Calliham       | -      | -         |
| Palo Duro Canyon SP - 0588                            | Canyon         | -      | -         |
| Cedar Hill SP - 0356                                  | Cedar Hill     | -      | -         |
| Fort Boggy SP - 0046                                  | Centerville    | -      | -         |
| Cleburne SP - 0405                                    | Cleburne       | -      | -         |
| Lake Colorado City SP - 0367                          | Colorado City  | -      | -         |
| Law Enforcement Region 1 - SP - 0861                  | Comstock       | -      | -         |
| Seminole Canyon SHS - 0448                            | Comstock       | -      | -         |
| Garner SP - 0439                                      | Concan         | -      | -         |
| Cooper Lake SP - Doctors Creek Unit - 0100            | Cooper         | -      | -         |
| CCA/CPL Marine Development Center - 0240              | Corpus Christi | -      | -         |
| Game Wardens - Region 8, District 4 - 0612            | Corpus Christi | -      | -         |
| Chaparral WMA - 0357                                  | Cotulla        | -      | -         |
| Daingerfield SP - 0223                                | Daingerfield   | -      | -         |
| Devils River SNA-South - 0789                         | Del Rio        | -      | -         |
| Game Wardens - Region 1, District 1 - 0011            | Del Rio        | -      | -         |
| Eisenhower SP - 0149                                  | Denison        | -      | -         |
| Dickinson Marine Lab - 0663                           | Dickinson      | -      | -         |
| Wyler Aerial Tramway - 0506                           | El Paso        | -      | -         |
| Dundee FH - 0036                                      | Electra        | -      | -         |
| Purtis Creek SP - 0127                                | Eustace        | -      | -         |
| Fairfield Lake SP - 0515                              | Fairfield      | -      | -         |
| Falcon SP - 0518                                      | Falcon Heights | -      | -         |
| Davis Mountains SP - 0241                             | Fort Davis     | -      | -         |
| Field Operations-Operating - 0436                     | Fort Davis     | -      | -         |
| Park Operations - Regional Office - Fort Davis - 0022 | Fort Davis     | -      | -         |
| Game Wardens - Region 2, District 2 - 0146            | Fort Worth     | -      | -         |
| Inland Fisheries - District Office - DFW - 0193       | Fort Worth     | -      | -         |
| Law Enforcement - Regional Office, Ft Worth - 0064    | Fort Worth     | -      | -         |
| Enchanted Rock SNA - 0195                             | Fredericksburg | -      | -         |
| Galveston Island SP - 0236                            | Galveston      | -      | -         |
| Dinosaur Valley SP - 0018                             | Glen Rose      | -      | -         |
| Goliad SHP - 0072                                     | Goliad         | -      | -         |
| Palmetto SP - 0503                                    | Gonzales       | -      | -         |
| Roger R Fawcett WMA - 0846                            | Gordon         | -      | -         |
| Possum Kingdom FH - 0208                              | Graford        | -      | -         |
| Mission Tejas SHP - 0594                              | Grapeland      | -      | -         |
| Texas Game Warden LE Training Center - 0735           | Hamilton       | -      | -         |
| Sheldon SP - 0460                                     | Houston        | -      | -         |
| Kerr WMA - 0536                                       | Hunt           | -      | -         |
| Huntsville SP - 0369                                  | Huntsville     | -      | -         |
| Fort Richardson SHP - 0440                            | Jacksboro      | -      | -         |
| Martin Dies Jr SP - 0398                              | Jasper         | -      | -         |
| Pedernales Falls SP - 0185                            | Johnson City   | -      | -         |
| South Llano River SP - 0487                           | Junction       | -      | -         |
| Caddo Lake SP - 0054                                  | Karnack        | -      | -         |



Texas Parks and Wildlife Department (802)  
**SCHEDULE OF SPACE OCCUPIED (Continued)**  
 For the fiscal year ended August 31, 2019

| Type | Usable<br>Square<br>Feet | FTEs | Rental Per Month        |                   | 2019<br>Actual Annual<br>Cost |   |
|------|--------------------------|------|-------------------------|-------------------|-------------------------------|---|
|      |                          |      | Cost Per<br>Square Foot | Cost Per<br>Month |                               |   |
| -    | 85                       | -    | \$                      | -                 | \$                            | - |
| -    | 29,218                   | -    | \$                      | -                 | \$                            | - |
| -    | 14,320                   | -    | \$                      | -                 | \$                            | - |
| -    | 55,398                   | -    | \$                      | -                 | \$                            | - |
| -    | 7,379                    | -    | \$                      | -                 | \$                            | - |
| -    | 84                       | -    | \$                      | -                 | \$                            | - |
| -    | 126                      | -    | \$                      | -                 | \$                            | - |
| -    | 777                      | -    | \$                      | -                 | \$                            | - |
| -    | 23,625                   | -    | \$                      | -                 | \$                            | - |
| -    | 187,130                  | -    | \$                      | -                 | \$                            | - |
| -    | 11,930                   | -    | \$                      | -                 | \$                            | - |
| -    | 50,282                   | -    | \$                      | -                 | \$                            | - |
| -    | 60,376                   | -    | \$                      | -                 | \$                            | - |
| -    | 200                      | -    | \$                      | -                 | \$                            | - |
| -    | 5,520                    | -    | \$                      | -                 | \$                            | - |
| -    | 8,163                    | -    | \$                      | -                 | \$                            | - |
| -    | 4,217                    | -    | \$                      | -                 | \$                            | - |
| -    | 7,113                    | -    | \$                      | -                 | \$                            | - |
| -    | 5,601                    | -    | \$                      | -                 | \$                            | - |
| -    | 15,920                   | -    | \$                      | -                 | \$                            | - |
| -    | 15,314                   | -    | \$                      | -                 | \$                            | - |
| -    | 4,154                    | -    | \$                      | -                 | \$                            | - |
| -    | 5,640                    | -    | \$                      | -                 | \$                            | - |
| -    | 36,139                   | -    | \$                      | -                 | \$                            | - |
| -    | 30,642                   | -    | \$                      | -                 | \$                            | - |
| -    | 1,089                    | -    | \$                      | -                 | \$                            | - |
| -    | 13,977                   | -    | \$                      | -                 | \$                            | - |
| -    | 47,585                   | -    | \$                      | -                 | \$                            | - |
| -    | 35,107                   | -    | \$                      | -                 | \$                            | - |
| -    | 43,557                   | -    | \$                      | -                 | \$                            | - |
| -    | 3,410                    | -    | \$                      | -                 | \$                            | - |
| -    | 12,881                   | -    | \$                      | -                 | \$                            | - |
| -    | 10,190                   | -    | \$                      | -                 | \$                            | - |
| -    | 1,402                    | -    | \$                      | -                 | \$                            | - |
| -    | 9,586                    | -    | \$                      | -                 | \$                            | - |
| -    | 48,130                   | -    | \$                      | -                 | \$                            | - |
| -    | 6,016                    | -    | \$                      | -                 | \$                            | - |
| -    | 23,100                   | -    | \$                      | -                 | \$                            | - |
| -    | 432                      | -    | \$                      | -                 | \$                            | - |
| -    | 7,741                    | -    | \$                      | -                 | \$                            | - |
| -    | 11,094                   | -    | \$                      | -                 | \$                            | - |
| -    | 12,810                   | -    | \$                      | -                 | \$                            | - |
| -    | 90                       | -    | \$                      | -                 | \$                            | - |
| -    | 21,898                   | -    | \$                      | -                 | \$                            | - |
| -    | 15,003                   | -    | \$                      | -                 | \$                            | - |
| -    | 3,555                    | -    | \$                      | -                 | \$                            | - |
| -    | 8,046                    | -    | \$                      | -                 | \$                            | - |
| -    | 5,637                    | -    | \$                      | -                 | \$                            | - |
| -    | 14,773                   | -    | \$                      | -                 | \$                            | - |
| -    | 16,568                   | -    | \$                      | -                 | \$                            | - |
| -    | 46,807                   | -    | \$                      | -                 | \$                            | - |
| -    | 96                       | -    | \$                      | -                 | \$                            | - |
| -    | 2,704                    | -    | \$                      | -                 | \$                            | - |
| -    | 2,490                    | -    | \$                      | -                 | \$                            | - |
| -    | 10,479                   | -    | \$                      | -                 | \$                            | - |
| -    | 180                      | -    | \$                      | -                 | \$                            | - |
| -    | 10,219                   | -    | \$                      | -                 | \$                            | - |
| -    | 19,333                   | -    | \$                      | -                 | \$                            | - |
| -    | 15,460                   | -    | \$                      | -                 | \$                            | - |
| -    | 25,387                   | -    | \$                      | -                 | \$                            | - |
| -    | 3,786                    | -    | \$                      | -                 | \$                            | - |
| -    | 5,700                    | -    | \$                      | -                 | \$                            | - |
| -    | 19,617                   | -    | \$                      | -                 | \$                            | - |
| -    | 10,230                   | -    | \$                      | -                 | \$                            | - |
| -    | 57,336                   | -    | \$                      | -                 | \$                            | - |
| -    | 16,154                   | -    | \$                      | -                 | \$                            | - |
| -    | 4,975                    | -    | \$                      | -                 | \$                            | - |
| -    | 8,187                    | -    | \$                      | -                 | \$                            | - |
| -    | 15,803                   | -    | \$                      | -                 | \$                            | - |
| -    | 1,295                    | -    | \$                      | -                 | \$                            | - |
| -    | 18,216                   | -    | \$                      | -                 | \$                            | - |
| -    | 16,069                   | -    | \$                      | -                 | \$                            | - |
| -    | 24,327                   | -    | \$                      | -                 | \$                            | - |



**Texas Parks and Wildlife Department (802)**  
**SCHEDULE OF SPACE OCCUPIED (Continued)**  
 For the fiscal year ended August 31, 2019

| Location   | Address          | Lessor | Lease No. |
|--|------------------|--------|-----------|
| Game Wardens - Region 5, District 5 - 0494             | Kerrville        | -      | -         |
| Wildlife Field Operations - District 4 - 0253          | Kerrville        | -      | -         |
| Monument Hill and Kreische Brewery SHP - 0619          | La Grange        | -      | -         |
| Wildlife Field Operations - District 7 - 0041          | La Grange        | -      | -         |
| Battleship Texas - 0607                                | La Porte         | -      | -         |
| San Jacinto Battleground SHP - 0406                    | La Porte         | -      | -         |
| San Jacinto Monument SHP - 0413                        | La Porte         | -      | -         |
| Sea Center Texas - 0420                                | Lake Jackson     | -      | -         |
| Game Wardens - Region 5, District 3 - 0313             | Laredo           | -      | -         |
| Lake Casa Blanca SP - 0085                             | Laredo           | -      | -         |
| Lake Somerville SP - Nails Creek Unit - 0504           | Ledbetter        | -      | -         |
| Northeast Texas Eco System - 0677                      | Lindale          | -      | -         |
| Lake Livingston SP - 0401                              | Livingston       | -      | -         |
| Game Wardens - Region 7, District 2 - 0485             | Llano            | -      | -         |
| Lockhart SP - 0601                                     | Lockhart         | -      | -         |
| Game Wardens - Region 6, District 2 - 0428             | Lubbock          | -      | -         |
| Park Operations - Regional Office - Waco - 0017        | Lubbock          | -      | -         |
| Village Creek SP - 0600                                | Lumberton        | -      | -         |
| Big Bend Ranch SP - 0602                               | Marfa            | -      | -         |
| Mason Mountain WMA - 0438                              | Mason            | -      | -         |
| Lake Corpus Christi SP - 0105                          | Mathis           | -      | -         |
| Meridian SP - 0570                                     | Meridian         | -      | -         |
| Fort Parker SP - 0135                                  | Mexia            | -      | -         |
| Game Wardens - Region 1, District 2 - 0090             | Midland          | -      | -         |
| Lake Mineral Wells SP - 0219                           | Mineral Wells    | -      | -         |
| Bentsen-Rio Grande Valley SP - 0038                    | Mission          | -      | -         |
| Monahans Sandhills SP - 0616                           | Monahans         | -      | -         |
| Law Enforcement Region 5 - SP - 0865                   | Moody            | -      | -         |
| Mother Neff SP - 0384                                  | Moody            | -      | -         |
| Inland Fisheries Research - 0129                       | Mountain Home    | -      | -         |
| Pineywoods Ecosystem Project - 0731                    | Nacogdoches      | -      | -         |
| Brazos Bend SP - 0122                                  | Needville        | -      | -         |
| Matador WMA - 0552                                     | Paducah          | -      | -         |
| CF - Research - P R Bass Res Station - 0450            | Palacios         | -      | -         |
| Ray Roberts Lake SP - Isle du Bois Unit - 0269         | Pilot Point      | -      | -         |
| Albert and Bessie Kronkosky SNA - 0801                 | Pipe Creek       | -      | -         |
| Lake Bob Sandlin SP - 0615                             | Pittsburg        | -      | -         |
| Mustang Island SP - 0433                               | Port Aransas     | -      | -         |
| J D Murphree WMA - 0517                                | Port Arthur      | -      | -         |
| San Antonio Bay System - 0442                          | Port O Connor    | -      | -         |
| Central Coast Wetlands Eco System Project - 0589       | Port O'Connor    | -      | -         |
| Powderhorn WMA - 0843                                  | Port O'Connor    | -      | -         |
| Inland Fisheries - District Office - Denison - 0019    | Pottsboro        | -      | -         |
| Fort Leaton SHP - 0023                                 | Presidio         | -      | -         |
| Copper Breaks SP - 0170                                | Quanah           | -      | -         |
| Caprock Canyons SP - 0603                              | Quitaque         | -      | -         |
| Aransas Bay Ecosystem - 0421                           | Rockport         | -      | -         |
| Coastal Fisheries - Regional Office - Rockport - 0199  | Rockport         | -      | -         |
| Goose Island SP - 0524                                 | Rockport         | -      | -         |
| Interpretative Specialists - Regional -SP - 0713       | Rockport         | -      | -         |
| Park Operations - Regional Office - Rockport - 0033    | Rockport         | -      | -         |
| Game Wardens - Region 3, District 1 - 0063             | Rusk             | -      | -         |
| Sea Rim SP - 0434                                      | Sabine Pass      | -      | -         |
| Inland Fisheries - District Office - San Angelo - 0271 | San Angelo       | -      | -         |
| Law Enforcement - Regional Office, San Angelo - 0007   | San Angelo       | -      | -         |
| Game Wardens - Region 5, District 2 - 0221             | San Antonio      | -      | -         |
| Game Wardens - Region 5, District 4 - Border - 0883    | San Antonio      | -      | -         |
| Government Canyon SNA - 0277                           | San Antonio      | -      | -         |
| Law Enforcement - Regional Office, San Antonio - 0012  | San Antonio      | -      | -         |
| Stephen F. Austin SHP - 0560                           | San Felipe       | -      | -         |
| A E Wood FH - 0568                                     | San Marcos       | -      | -         |
| River Studies - 0355                                   | San Marcos       | -      | -         |
| IF - District Office - College Station/Houston - 0317  | Snook            | -      | -         |
| Lake Somerville SP - Birch Creek Unit - 0496           | Somerville       | -      | -         |
| Guadalupe River SP - 0225                              | Spring Branch    | -      | -         |
| Lyndon B Johnson SHP - 0563                            | Stonewall        | -      | -         |
| Cooper Lake SP - South Sulphur Unit - 0096             | Sulphur Springs  | -      | -         |
| Martin Creek Lake SP - 0388                            | Tatum            | -      | -         |
| LE - Regional Office, Region 7 Temple - 0050           | Temple           | -      | -         |
| Gus Engeling WMA - 0226                                | Tennessee Colony | -      | -         |
| Big Bend Ranch - Complex - 0734                        | Terlingua        | -      | -         |
| James Daughtrey WMA - 0092                             | Tilden           | -      | -         |



Texas Parks and Wildlife Department (802)  
**SCHEDULE OF SPACE OCCUPIED (Continued)**  
 For the fiscal year ended August 31, 2019

| Type | Usable<br>Square<br>Feet | FTEs | Rental Per Month        |                   | 2019<br>Actual Annual<br>Cost |   |
|------|--------------------------|------|-------------------------|-------------------|-------------------------------|---|
|      |                          |      | Cost Per<br>Square Foot | Cost Per<br>Month |                               |   |
| -    | 64                       | -    | \$                      | -                 | \$                            | - |
| -    | 160                      | -    | \$                      | -                 | \$                            | - |
| -    | 14,733                   | -    | \$                      | -                 | \$                            | - |
| -    | 3,180                    | -    | \$                      | -                 | \$                            | - |
| -    | 800                      | -    | \$                      | -                 | \$                            | - |
| -    | 1,246                    | -    | \$                      | -                 | \$                            | - |
| -    | 19,465                   | -    | \$                      | -                 | \$                            | - |
| -    | 32,000                   | -    | \$                      | -                 | \$                            | - |
| -    | 320                      | -    | \$                      | -                 | \$                            | - |
| -    | 13,359                   | -    | \$                      | -                 | \$                            | - |
| -    | 2,581                    | -    | \$                      | -                 | \$                            | - |
| -    | 5,780                    | -    | \$                      | -                 | \$                            | - |
| -    | 23,271                   | -    | \$                      | -                 | \$                            | - |
| -    | 80                       | -    | \$                      | -                 | \$                            | - |
| -    | 13,704                   | -    | \$                      | -                 | \$                            | - |
| -    | 84                       | -    | \$                      | -                 | \$                            | - |
| -    | 7,509                    | -    | \$                      | -                 | \$                            | - |
| -    | 9,076                    | -    | \$                      | -                 | \$                            | - |
| -    | 26,755                   | -    | \$                      | -                 | \$                            | - |
| -    | 777                      | -    | \$                      | -                 | \$                            | - |
| -    | 12,975                   | -    | \$                      | -                 | \$                            | - |
| -    | 14,466                   | -    | \$                      | -                 | \$                            | - |
| -    | 6,027                    | -    | \$                      | -                 | \$                            | - |
| -    | 668                      | -    | \$                      | -                 | \$                            | - |
| -    | 32,946                   | -    | \$                      | -                 | \$                            | - |
| -    | 10,216                   | -    | \$                      | -                 | \$                            | - |
| -    | 9,705                    | -    | \$                      | -                 | \$                            | - |
| -    | 2,799                    | -    | \$                      | -                 | \$                            | - |
| -    | 18,617                   | -    | \$                      | -                 | \$                            | - |
| -    | 21,862                   | -    | \$                      | -                 | \$                            | - |
| -    | 5,054                    | -    | \$                      | -                 | \$                            | - |
| -    | 17,450                   | -    | \$                      | -                 | \$                            | - |
| -    | 8,287                    | -    | \$                      | -                 | \$                            | - |
| -    | 17,228                   | -    | \$                      | -                 | \$                            | - |
| -    | 13,912                   | -    | \$                      | -                 | \$                            | - |
| -    | 2,250                    | -    | \$                      | -                 | \$                            | - |
| -    | 19,207                   | -    | \$                      | -                 | \$                            | - |
| -    | 18,605                   | -    | \$                      | -                 | \$                            | - |
| -    | 9,339                    | -    | \$                      | -                 | \$                            | - |
| -    | 777                      | -    | \$                      | -                 | \$                            | - |
| -    | 160                      | -    | \$                      | -                 | \$                            | - |
| -    | 5,270                    | -    | \$                      | -                 | \$                            | - |
| -    | 5,360                    | -    | \$                      | -                 | \$                            | - |
| -    | 21,784                   | -    | \$                      | -                 | \$                            | - |
| -    | 30,284                   | -    | \$                      | -                 | \$                            | - |
| -    | 7,406                    | -    | \$                      | -                 | \$                            | - |
| -    | 777                      | -    | \$                      | -                 | \$                            | - |
| -    | 4,200                    | -    | \$                      | -                 | \$                            | - |
| -    | 12,046                   | -    | \$                      | -                 | \$                            | - |
| -    | 448                      | -    | \$                      | -                 | \$                            | - |
| -    | 7,264                    | -    | \$                      | -                 | \$                            | - |
| -    | 90                       | -    | \$                      | -                 | \$                            | - |
| -    | 5,566                    | -    | \$                      | -                 | \$                            | - |
| -    | 5,550                    | -    | \$                      | -                 | \$                            | - |
| -    | 2,633                    | -    | \$                      | -                 | \$                            | - |
| -    | 90                       | -    | \$                      | -                 | \$                            | - |
| -    | 62                       | -    | \$                      | -                 | \$                            | - |
| -    | 8,554                    | -    | \$                      | -                 | \$                            | - |
| -    | 3,288                    | -    | \$                      | -                 | \$                            | - |
| -    | 13,106                   | -    | \$                      | -                 | \$                            | - |
| -    | 52,550                   | -    | \$                      | -                 | \$                            | - |
| -    | 448                      | -    | \$                      | -                 | \$                            | - |
| -    | 777                      | -    | \$                      | -                 | \$                            | - |
| -    | 22,143                   | -    | \$                      | -                 | \$                            | - |
| -    | 30,164                   | -    | \$                      | -                 | \$                            | - |
| -    | 34,856                   | -    | \$                      | -                 | \$                            | - |
| -    | 8,895                    | -    | \$                      | -                 | \$                            | - |
| -    | 12,106                   | -    | \$                      | -                 | \$                            | - |
| -    | 80                       | -    | \$                      | -                 | \$                            | - |
| -    | 7,840                    | -    | \$                      | -                 | \$                            | - |
| -    | 25,109                   | -    | \$                      | -                 | \$                            | - |
| -    | 1,530                    | -    | \$                      | -                 | \$                            | - |























**Texas Parks and Wildlife Department (802)**  
**SCHEDULE OF SPACE OCCUPIED (Continued)**  
 For the fiscal year ended August 31, 2019

| Location                                 | Address                      | Lessor                                    | Lease No. |
|--|------------------------------|---|-----------|
| Georgetown                               | 6211 Williams Dr.            | David Mc Donald's Self Storage LLC        | 513548    |
| Graford                                  | 366 N FM 2353                | Delbert Clutts dba Circle C Storage       | 525855    |
| Gladewater                               | 120 E US Highway 80          | Shipp's Marine Services                   | 523420    |
| Haskell                                  | 1 Ave D                      | Haskell County                            | 428084    |
| Hemphill                                 | 124 Wright Lane              | Carl Bealls' Auto Sales/ C&C Storage      | 522225    |
| Inez                                     | 2149 Garcitas Creek Rd       | Mark James dba Inez Storage               | 510263    |
| Jacksonville                             | 300 E Tena St                | Steve Berry dba Berry's Tin Shop          | 443427    |
| Jacksonville                             | 139 Broiles Rd               | BZ Equities LLC                           | 523220    |
| Jefferson                                | 4702 N Hwy 59                | James Manning Roger's Enterprise          | 439576    |
| Jefferson                                | 4702 N Hwy 59                | Cath Cason                                | 525101    |
| Lake Averhoff                            | 2901 N HWY 83                | B K Gulyer                                | 457350    |
| Lake Cypress Springs                     | PO Box 559                   | Franklin County Water District            | 430444    |
| Lake Livingston                          | PO Box 360                   | Trinity River Authority                   | 518112    |
| Lake Sam Rayburn Dam                     | PO Box 553                   | Doris Bullock dba Circle E Boat Storage   | 438488    |
| Lake Travis                              | 16406 Stewart Rd             | Sail & Ski Inc                            | 525243    |
| Lakehills                                | 581 Harbour Way              | Gloria Dorrough dba Harbour RV Resort     | 439818    |
| Laredo/Lake Casa Blanca SP               | 5201 Bob Bullock Loop        | Webb County                               | 525656    |
| Livingston                               | 4351 Hwy 190 West            | CH Marine Inc. dby Toy Storage            | 520085    |
| Lopeno                                   | PO Box 1513                  | F & M Ramirez LTD                         | 455247    |
| Los Fresnos                              | 41786 FM 510                 | Laguna Seca Properties                    | 510394    |
| Lufkin                                   | 265 McCormick Dr             | Jarman Trucking LLC                       | 508290    |
| Matagorda                                | P O Box 585                  | Richard Budd/Hwy 60 Boat Storage          | 477763    |
| Mathis                                   | 207 Stephens Loop            | John Gilmouth J & R Sleepy Hollow Camp    | 492967    |
| Midland                                  | 500 S Midland Dr.            | Nortiz Corp. dba Aztec Storage Center     | 508029    |
| Mount Pleasant                           | 480 For Sherman Dam Roat     | Titus Co Freshwater Supply Dist. #1       | 525318    |
| Nacogdoches                              | 7031 FM 2259                 | Sandra W Vanover                          | 525128    |
| New Braunfels                            | 7990 Old Bastrop Rd          | D&R Self Storage Inc                      | 511625    |
| Palacios                                 | PO Box 551                   | Matagorda County Navigation Dist. 1       | 416982    |
| Palacios                                 | 312 1/2 E Koontz             | Palacios Dry Storage and Boat Storage     | 457772    |
| Palestine                                | PO Box 2245                  | Lone Star Secure Storage-Burch Inv Prop   | 447420    |
| Port Aransas                             | P O Box 872                  | Fairway Stalls (Richard Mark Grosse)      | 433683    |
| Port Aransas                             | PO Box 470667                | C & C Asset Management LLC                | 520809    |
| Port Aransas                             | 3500 Island Moorings Parkway | TCRG Opport X Island Moorings Marina      | 523946    |
| Port Arthur                              | 520 Pleasure Pier Blvd       | Pleasure Island Commission                | 448060    |
| Port Arthur                              | 8989 HIGHWAY 69              | Galdenzi dba Scotty American Mini Storage | 467706    |
| Port Isabel                              | PO Box 2910                  | LJH LTD dba South Point Marina            | 515083    |
| Port Lavaca                              | 1728 W Main St               | Howlett's Inc.                            | 491178    |
| Port Mansfield                           | 818 Mansfield Dr Unit 222    | Dorothy Ralston dba Boat Haven            | 485756    |
| Powderly                                 | 68 County Road 35725         | Donald Farmer                             | 220034    |
| Quitman                                  | 418 Village Drive            | Goodwill Children's Mission               | 450789    |
| Riviera                                  | 663 South 1546 FM            | Steve Unterbrink                          | 437982    |
| Rockwall                                 | 1760 IH 30                   | Linda Lahood dba Rockwall Mini Storage    | 491974    |
| Rockwall                                 | 4422 Hwy 276                 | BTA Self Storage                          | 518871    |
| Rockwall                                 | 2740 State Highway 276       | ColinG Pro Inc dba Hwy 276 Self Storage   | 519200    |
| Sabine Pass                              | 5960 South 1st Ave           | Sabine Pass River Authority               | 522105    |
| Salado                                   | PO Box 276                   | Union Grove/Sundown Boat & RV Storage     | 442734    |
| Sam Rayburn (Cancelled Further Analysis) | PO Box 5408                  | William Roder dba All Seasons Storage     | 510148    |
| San Angelo                               | 6222 US Hwy 67 S             | Arthur Baker Enterprises                  | 519994    |
| San Angelo                               | 5973 Kickerbocker Rd         | Bryan Barrows dba Red Bluff Storage       | 519123    |
| San Antonio                              | 14156 East Loop 1604 South   | Ralph Jos Lighthouse Boat & RV Storage    | 525844    |
| San Augustine                            | 2701 Stillwater Dr           | Oziel Comache 103 Boat Storage            | 520174    |
| Sanford                                  | 1506 Chisolm Trail           | Karen Holland                             | 506471    |
| Sargent                                  | 12825 FM 457                 | Kyle Hodgins dba Bayside Boat Barns       | 488274    |
| Seabrook                                 | 1900 Shipyard Drive          | Seabrook Marina                           | 455967    |
| Seabrook                                 | 1900 Shipyard Drive          | Seabrook Marina                           | 523345    |
| Seguin                                   | 12100 FM 725                 | Ed Woehler Storage                        | 525760    |
| Silverton                                | RR 1 Box                     | Mackenzie Municipal Water Authority       | 431019    |
| Somerville                               | 5931 Hillside Ln             | David Hughes dba Allsports Boat & RV      | 451542    |
| Temple                                   | 4804 Lakesire Circle         | Elmer Arldt                               | 440685    |
| Texas City                               | 4028 Texas Avenue            | James Terry dba Twin Cities Storage       | 457392    |
| Trinity                                  | 9126 Brahms Lane             | Mickey Culpepper Boat Storage             | 448510    |
| Tyler                                    | 17724 Southpoint             | Bryan Bateman Properties LLC              | 479384    |
| Uvalde                                   | 1984 FM 1052                 | Janice Robertson                          | 468041    |
| Victoria                                 | 435 Schell                   | Lorinda Beal dba American Boat and RV     | 472122    |
| Willis                                   | 13556                        | Lochness Storage                          | 522398    |
| Wills Point/ Lake Tawakoni               | 11526 FM 751                 | Burton Marine Service Inc.                | 516503    |
| Wylie                                    | 8318 E Parker Rd             | Crossroads Davis Storage LTD              | 507023    |
| Zapata                                   | 3rd and Lincoln St           | F & M Ramirez LTD                         | 526197    |
| Bend                                     | Toledo Bend Water Fowl Area  | Sabine River Authority                    | 120600    |
| Crockett                                 | 1991 SE Loop 304             | Jane W. Harkins                           | 426131    |
| Floresville                              | RR4 250A                     | Rudolph (Rudy) Edward Schiefelbein IV     | 451751    |
| Fort Stockton                            | P O Box 1989                 | Longfellow Ranch Partners                 | 422935    |



Texas Parks and Wildlife Department (802)  
**SCHEDULE OF SPACE OCCUPIED (Continued)**  
 For the fiscal year ended August 31, 2019

| Type         | Usable<br>Square<br>Feet | FTEs | Rental Per Month        |                   | 2019<br>Actual Annual<br>Cost |
|--------------|--------------------------|------|-------------------------|-------------------|-------------------------------|
|              |                          |      | Cost Per<br>Square Foot | Cost Per<br>Month |                               |
| Boat Storage | 250                      | * \$ | 0.26                    | \$ 65.00          | \$ 780.00                     |
| Boat Storage | 2,100                    | * \$ | 0.18                    | \$ 375.00         | \$ 4,500.00                   |
| Boat Storage | 720                      | * \$ | 0.28                    | \$ 200.00         | \$ 400.00                     |
| Boat Storage | 896                      | * \$ | 0.06                    | \$ 50.00          | \$ 600.00                     |
| Boat Storage | 1,080                    | * \$ | 0.22                    | \$ 240.00         | \$ 2,745.00                   |
| Boat Storage | 420                      | * \$ | 1.29                    | \$ 540.00         | \$ 6,480.00                   |
| Boat Storage | 2,520                    | * \$ | 0.18                    | \$ 450.00         | \$ 5,400.00                   |
| Boat Storage | 2,500                    | * \$ | 0.28                    | \$ 700.00         | \$ 7,900.00                   |
| Boat Storage | 1,500                    | * \$ | 0.10                    | \$ 150.00         | \$ 1,800.00                   |
| Boat Storage | *                        | *    | *                       | \$ -              | \$ -                          |
| Boat Storage | 875                      | * \$ | 0.13                    | \$ 110.00         | \$ 1,320.00                   |
| Boat Storage | 240                      | * \$ | 0.42                    | \$ 100.00         | \$ 1,200.00                   |
| Boat Storage | 5,354                    | *    | *                       | Annual Pymt       | \$ 535.40                     |
| Boat Storage | 1,080                    | * \$ | 0.28                    | \$ 300.00         | \$ 2,700.00                   |
| Boat Storage | 312                      | * \$ | 1.22                    | \$ 380.00         | \$ 4,560.00                   |
| Boat Storage | 1,800                    | * \$ | 0.28                    | \$ 500.00         | \$ 6,000.00                   |
| Boat Storage | 1,250                    | * \$ | 0.08                    | \$ 100.00         | \$ 1,200.00                   |
| Boat Storage | 1,200                    | * \$ | 0.29                    | \$ 350.00         | \$ 4,200.00                   |
| Boat Storage | 1,050                    | * \$ | 0.64                    | \$ 672.56         | \$ 8,070.72                   |
| Boat Storage | 6,020                    | * \$ | 0.37                    | \$ 2,200.00       | \$ 26,400.00                  |
| Boat Storage | 2,500                    | * \$ | 0.12                    | \$ 300.00         | \$ 3,600.00                   |
| Boat Storage | 2,400                    | * \$ | 0.12                    | \$ 280.00         | \$ 3,360.00                   |
| Boat Storage | 2,600                    | * \$ | 0.29                    | \$ 750.00         | \$ 9,000.00                   |
| Boat Storage | 198                      | * \$ | 0.56                    | \$ 110.00         | \$ 1,320.00                   |
| Boat Storage | 1,600                    | * \$ | 0.14                    | \$ 225.00         | \$ 2,700.00                   |
| Boat Storage | 1,200                    | * \$ | 0.27                    | \$ 325.00         | \$ 3,900.00                   |
| Boat Storage | 750                      | * \$ | 0.60                    | \$ 450.00         | \$ 5,400.00                   |
| Boat Storage | 5,040                    | * \$ | 0.11                    | \$ 550.00         | \$ 6,600.00                   |
| Boat Storage | 360                      | * \$ | 0.21                    | \$ 75.00          | \$ 1,800.00                   |
| Boat Storage | 1,800                    | * \$ | 0.19                    | \$ 345.00         | \$ 4,140.00                   |
| Boat Storage | 768                      | * \$ | 0.31                    | \$ 240.00         | \$ 1,864.00                   |
| Boat Storage | 792                      | * \$ | 0.59                    | \$ 466.00         | \$ 1,864.00                   |
| Boat Storage | 480                      | * \$ | 1.35                    | \$ 650.00         | \$ 1,006.45                   |
| Boat Storage | 1,000                    | * \$ | 0.18                    | \$ 175.00         | \$ 2,100.00                   |
| Boat Storage | 2,520                    | * \$ | 0.21                    | \$ 540.00         | \$ 6,480.00                   |
| Boat Storage | 100                      | * \$ | 6.18                    | \$ 617.50         | \$ 6,792.50                   |
| Boat Storage | 3,600                    | * \$ | 0.28                    | \$ 1,000.00       | \$ 12,000.00                  |
| Boat Storage | 4,380                    | * \$ | 0.25                    | \$ 1,110.00       | \$ 13,320.00                  |
| Boat Storage | 250                      | * \$ | 0.26                    | \$ 65.00          | \$ 780.00                     |
| Boat Storage | 660                      | * \$ | 0.23                    | \$ 150.00         | \$ 1,800.00                   |
| Boat Storage | 3,200                    | * \$ | 0.45                    | \$ 1,425.00       | \$ 16,975.00                  |
| Boat Storage | 575                      | * \$ | 0.30                    | \$ 172.00         | \$ 1,032.00                   |
| Boat Storage | 780                      | * \$ | 0.68                    | \$ 530.00         | \$ 1,249.28                   |
| Boat Storage | 780                      | * \$ | 0.58                    | \$ 450.00         | \$ 2,700.00                   |
| Boat Storage | 480                      | * \$ | 0.77                    | \$ 368.00         | \$ 1,104.00                   |
| Boat Storage | 720                      | * \$ | 0.38                    | \$ 270.00         | \$ 3,240.00                   |
| Boat Storage | 360                      | * \$ | 0.26                    | \$ 95.00          | \$ 950.67                     |
| Boat Storage | 300                      | * \$ | 0.27                    | \$ 80.00          | \$ 1,080.00                   |
| Boat Storage | 960                      | * \$ | 0.31                    | \$ 300.00         | \$ 3,300.00                   |
| Boat Storage | 3,240                    | * \$ | 0.21                    | \$ 665.00         | \$ 7,248.00                   |
| Boat Storage | 1,080                    | * \$ | 0.16                    | \$ 170.00         | \$ 2,165.00                   |
| Boat Storage | 200                      | * \$ | 0.30                    | \$ 60.00          | \$ 1,440.00                   |
| Boat Storage | 480                      | * \$ | 0.18                    | \$ 85.00          | \$ 1,020.00                   |
| Boat Storage | 1,501                    | * \$ | 0.45                    | \$ 668.15         | \$ 8,306.97                   |
| Boat Storage | 960                      | * \$ | 0.59                    | \$ 569.50         | \$ 6,834.00                   |
| Boat Storage | 1,170                    | * \$ | 0.31                    | \$ 360.00         | \$ 3,600.00                   |
| Boat Storage | 450                      | * \$ | 0.12                    | \$ 55.00          | \$ 660.00                     |
| Boat Storage | 720                      | * \$ | 0.11                    | \$ 80.00          | \$ 960.00                     |
| Boat Storage | 840                      | * \$ | 0.19                    | \$ 160.00         | \$ 1,920.00                   |
| Boat Storage | 5,160                    | * \$ | 0.32                    | \$ 1,650.00       | \$ 19,800.00                  |
| Boat Storage | 1,512                    | * \$ | 0.28                    | \$ 420.00         | \$ 6,840.00                   |
| Boat Storage | 1,000                    | * \$ | 0.35                    | \$ 350.00         | \$ 4,200.00                   |
| Boat Storage | 1,080                    | * \$ | 0.88                    | \$ 950.00         | \$ 11,400.00                  |
| Boat Storage | 456                      | * \$ | 0.16                    | \$ 75.00          | \$ 900.00                     |
| Boat Storage | 1,080                    | * \$ | 0.23                    | \$ 248.00         | \$ 3,279.00                   |
| Boat Storage | 2,350                    | * \$ | 0.30                    | \$ 700.00         | \$ 9,100.00                   |
| Boat Storage | 1,080                    | \$   | 0.58                    | \$ 624.99         | \$ 7,799.88                   |
| Boat Storage | 6,250                    | * \$ | 0.27                    | \$ 1,675.00       | \$ 20,100.00                  |
| Land         | *                        | *    | *                       | Annual Pymt       | \$ 1.00                       |
| Land         | *                        | *    | *                       | Annual Pymt       | \$ 1,650.00                   |
| Land         | *                        | *    | *                       | Annual Pymt       | \$ 6,000.00                   |
| Land         | *                        | *    | *                       | Annual Pymt       | \$ 1,874.32                   |



**Texas Parks and Wildlife Department (802)**  
**SCHEDULE OF SPACE OCCUPIED (Continued)**  
 For the fiscal year ended August 31, 2019

| Location        | Address                         | Lessor                                     | Lease No. |
|-----------------|---------------------------------|--|-----------|
| Hebronville     | 5805 North Lamar Blvd           | Mary C. Holbein                            | 460076    |
| Henderson       | PO Box 1721                     | Glenn W Holladay Jr                        | 219483    |
| Monohans        | 2825 Wilcrest Dr                | Nina Resources                             | 520995    |
| Monohans        | 21 Sunnygrove Dr                | Lazy R Ranch                               | 520964    |
| Rockport        | Rockport Harbor                 | Aransas County Navigation                  | 430664    |
| Sierra Blanca   | P O Box 187                     | Joe Tammen J&S Enterprises                 | 410984    |
| Weslaco         | 7555 E Windlawn Way             | Ballard Family Trust (E. B. Ballard, Jr.)  | 409750    |
| Weslaco         | 7555 E Windlawn Way             | Ballard Family Trust (Gene B. Meadow)      | 409747    |
| Abilene         | 281 N Willis                    | Boykin Investments                         | 1128      |
| Abilene         | 5325 N. 3rd                     | Scott Family Enterprises, LLC              | 436103    |
| Alpine          | 109 S Cockrell                  | Johnson Feed & Western Wear                | 114283    |
| Amarillo        | 203 W 8th St                    | TNT Properties Inc.                        | 1131      |
| Austin          | 1340 Airport Commerce Drive     | Kansas City Life Insurance Company         | 463717    |
| Bastrop         | 1035 Canyon View                | WM Scott Mica                              | 506701    |
| Bay City        | 2200 7th St. Rm 305             | Matagorda County                           | 506267    |
| Beaumont        | 5655 Eastex Freeway             | Synergy RPC LLC                            | 435168    |
| Boerne          | 140 City Park Rd                | Friends of Cibolo Nature Center            | 452311    |
| Brownsville     | 5460 Paredes Line Rd Ste. 201   | 2MJ Properties LTD                         | 105784    |
| Brownwood       | 301 Main St                     | Texas State Technical College              | 217197    |
| Brownwood       | 114 Center Ave                  | Brownwood Enterprises LLC                  | 197321    |
| Buffalo         | 2706 W Commerce                 | Buffalo Partners, LTD                      | 215569    |
| Canyon          | 400 Hwy 60                      | Paul Blake Enterprises                     | 43019     |
| Canyon          | 17724 Southpoint                | West Texas A & M University - Canyon       | 483738    |
| College Station | 12815 FM 2154                   | Southwood West A General Partnership       | 196756    |
| Corpus Christi  | 5541 Bear Lane                  | 5541 Bear Lane LC                          | 1021      |
| Garland         | 614 St James Allee              | Jonathan Jeremiah Enterprises              | 488076    |
| Haltom City     | 5400 Airport Freeway            | JaGee Properties Inc.                      | 127587    |
| Houston         | 10101 Southwest Freeway Ste.206 | Sterling HSO Plaza                         | 156775    |
| Houston         | 350 N Sam Houston               | 340 North Belt Boxer Property Mgmt Co      | 185835    |
| La Grange       | 111 E Travis St                 | Fayette Savings Association                | 80363     |
| La Marque       | 14037 Delaney Road              | La Marque Outlet Development               | 116315    |
| La Porte        | 8410 Lantern Point              | Harris County Treasurer                    | 429969    |
| Laredo          | 1110 Washington St. Ste 201     | Webb County                                | 404282    |
| Lufkin          | 4100 S Meadford Dr. Ste. 204B   | Old Texas Plaza, LLC                       | 487758    |
| Lufkin          | 1805 E Lufkin Ave               | Tri Lufkin                                 | 1041      |
| Marshall        | 3802 E End Blvd South           | Pete McCarty                               | 1043      |
| Mathis          | County Road 7                   | Mathis Manufacturing Inc.                  | 1048      |
| Menard          | 104 E. San Saba                 | Whitson Communications                     | 426343    |
| Midland         | 4500 W Illinois                 | One Double Barrel LLC                      | 479921    |
| Mt. Pleasant    | 212 S Johnson                   | Strube Properties LLC                      | 479734    |
| Nacogdoches     | Wildlife Habitat & Silviculture | USDA (Forest Service)                      | 516417    |
| Palacios        | 2200 Harrison                   | Kana Rental Properties                     | 185493    |
| Port Arthur     | 601 Channel View                | City of Port Arthur                        | 497644    |
| Rusk            | 580 W. 6th Street               | Tosh Retirement Partnership LP             | 178441    |
| San Antonio     | 2391 NE Loop 410, Ste. 409      | PCRIF Marymont Holdings LLC                | 503201    |
| Temple          | 3615 S General Bruce Dr.        | RMSJ Investments LTD                       | 161603    |
| Tyler           | 2122 Old Henderson Hwy          | Helon Clayton and Stephanie Clayton        | 1851      |
| Tyler           | 3330 S Southwest Loop 323       | Commerce Square Corporation                | 137805    |
| Victoria        | 2805 N Navarro                  | County of Victoria                         | 90114     |
| Waco            | 8684 LaVillage Ave              | Hoppenstein Properties Inc.                | 1123      |
| Wichita Falls   | 4822 Kemp Boulevard, Ste. 130   | WF Retails Investments                     | 420421    |
| Wichita Falls   | 409 Chester Ave.                | Vernal L. Huffines                         | 1125      |
| Wimberley       | 950 FM 2325 Ste. A              | Wallace Lawrence Management                | 478349    |
| Alice           | 3589 W Hwy 44                   | GTP III LLC American Tower Corporation     | 491137    |
| Andrews         | P O Box 1823                    | Ben E Brewer                               | 464521    |
| Beaumont        | P O Box 409250                  | Pinnacle Towers Inc./Crown Castle          | 480461    |
| Big Lake        | P O Box 100                     | Reagan County                              | 476688    |
| Burnet          | 506 Hayter St                   | Burnet County                              | 429865    |
| Carrizo Springs | 103 N 5th St                    | Dimmit County                              | 414535    |
| Cedar Hill      | PO Box 15445                    | Clark-Parkerville LP                       | 451717    |
| Clarendon       | P O Box 948                     | Greenbelt Electric Coop                    | 451344    |
| Comanche        | PO Box 290                      | TX Com Brownwood/Comanche County           | 506148    |
| Cumby           | P O Box 8294                    | Crossroads Communication                   | 449367    |
| El Dorado       | 1000 Louisiana Ste. 4300        | Targa Midstream Services LP                | 203577    |
| Electra         | PO Box 2247                     | D&D Telecommunications Properties          | 449011    |
| Fluvanna        | 5811 34th St                    | JP Jenkins Southplains Communications      | 469799    |
| Fritch          | P O Box 9                       | Canadian River Municipal Water             | 74109     |
| Goliad          | P O Box 7247                    | American Tower Corporation                 | 456490    |
| Goodlet         | P O Box 1337                    | Central Communications/Chilton Enterprises | 454940    |
| Hunt            | PO Box 974361                   | Enterprise Texas Pipeline LLC              | 448447    |



Texas Parks and Wildlife Department (802)  
**SCHEDULE OF SPACE OCCUPIED (Continued)**  
 For the fiscal year ended August 31, 2019

| Type         | Usable<br>Square<br>Feet | FTEs | Rental Per Month        |                   | 2019<br>Actual Annual<br>Cost |
|--------------|--------------------------|------|-------------------------|-------------------|-------------------------------|
|              |                          |      | Cost Per<br>Square Foot | Cost Per<br>Month |                               |
| Land         | *                        | *    | *                       | Annual Pymt       | \$ 1,200.00                   |
| Land         | *                        | *    | *                       | Annual Pymt       | \$ 275.00                     |
| Land         | *                        | *    | *                       | Annual Pymt       | \$ 600.00                     |
| Land         | *                        | *    | *                       | Annual Pymt       | \$ 1,800.00                   |
| Land         | *                        | *    | *                       | Annual Pymt       | \$ 3,153.55                   |
| Land         | *                        | *    | *                       | Annual Pymt       | \$ 1,800.00                   |
| Land         | *                        | *    | *                       | Annual Pymt       | \$ 1,500.00                   |
| Land         | *                        | *    | *                       | Annual Pymt       | \$ 1,500.00                   |
| Office Space | 1,141                    | 14   | \$ 0.64                 | \$ 727.58         | \$ 8,730.96                   |
| Office Space | 5,160                    | 3    | \$ 0.42                 | \$ 2,166.66       | \$ 25,999.92                  |
| Office Space | 6,050                    | 16   | \$ 0.33                 | \$ 2,000.00       | \$ 24,000.00                  |
| Office Space | 4,000                    | 15   | \$ 0.51                 | \$ 2,037.03       | \$ 24,444.36                  |
| Office Space | 40,304                   | 80   | \$ 1.43                 | \$ 57,517.00      | \$ 684,102.00                 |
| Office Space | 135                      | *    | \$ 3.15                 | \$ 425.00         | \$ 5,100.00                   |
| Office Space | 480                      | 11   | *                       | Annual Pymt       | \$ 9,600.00                   |
| Office Space | 2,625                    | 13   | \$ 1.36                 | \$ 3,568.46       | \$ 42,821.52                  |
| Office Space | 130                      | 1    | \$ 2.31                 | \$ 300.00         | \$ 3,600.00                   |
| Office Space | 1,380                    | 17   | \$ 1.68                 | \$ 2,321.58       | \$ 27,858.96                  |
| Office Space | 2,265                    | 15   | \$ 0.63                 | \$ 1,415.63       | \$ 16,987.56                  |
| Office Space | 724                      | 3    | \$ 1.20                 | \$ 868.80         | \$ 10,425.60                  |
| Office Space | 441                      | *    | \$ 1.15                 | \$ 506.52         | \$ 6,078.24                   |
| Office Space | 4,080                    | 4    | \$ 0.35                 | \$ 1,413.19       | \$ 23,102.78                  |
| Office Space | 1,041                    | 9    | \$ 0.61                 | \$ 635.01         | \$ 7,620.12                   |
| Office Space | 2,090                    | 16   | \$ 1.20                 | \$ 2,508.00       | \$ 30,096.00                  |
| Office Space | 4,859                    | 31   | \$ 0.83                 | \$ 4,036.00       | \$ 48,432.00                  |
| Office Space | 3,839                    | 11   | \$ 1.19                 | \$ 4,556.42       | \$ 54,677.04                  |
| Office Space | 6,710                    | 19   | \$ 0.83                 | \$ 5,600.00       | \$ 67,200.00                  |
| Office Space | 2,091                    | 14   | \$ 1.35                 | \$ 2,825.00       | \$ 39,243.25                  |
| Office Space | 2,970                    | 8    | \$ 1.04                 | \$ 3,095.31       | \$ 37,143.72                  |
| Office Space | 381                      | 13   | \$ 2.48                 | \$ 945.46         | \$ 11,345.52                  |
| Office Space | 7,292                    | 21   | \$ 1.25                 | \$ 9,137.20       | \$ 65,363.88                  |
| Office Space | 709                      | *    | \$ 0.14                 | \$ 100.00         | \$ 400.00                     |
| Office Space | 3,281                    | 12   | \$ 0.81                 | \$ 2,657.61       | \$ 31,891.32                  |
| Office Space | 1,980                    | 16   | \$ 1.42                 | \$ 2,806.37       | \$ 29,384.58                  |
| Office Space | 12,555                   | *    | \$ 0.04                 | \$ 500.00         | \$ 6,000.00                   |
| Office Space | 2,610                    | 4    | \$ 0.46                 | \$ 1,200.00       | \$ 14,400.00                  |
| Office Space | 4,350                    | 4    | \$ 0.24                 | \$ 1,061.34       | \$ 12,736.08                  |
| Office Space | 154                      | *    | \$ 1.96                 | \$ 302.55         | \$ 4,230.60                   |
| Office Space | 1,326                    | 15   | \$ 0.90                 | \$ 1,198.93       | \$ 14,387.16                  |
| Office Space | 3,920                    | 16   | \$ 0.52                 | \$ 2,044.00       | \$ 24,528.00                  |
| Office Space | 377                      | 8    | *                       | Annual Pymt       | \$ 4,807.20                   |
| Office Space | 4,300                    | 8    | \$ 0.29                 | \$ 1,244.00       | \$ 14,928.00                  |
| Office Space | 2,330                    | 6    | \$ 0.39                 | \$ 900.00         | \$ 10,800.00                  |
| Office Space | 4,552                    | 30   | \$ 0.35                 | \$ 1,607.28       | \$ 19,287.36                  |
| Office Space | 4,105                    | 40   | \$ 1.28                 | \$ 5,242.35       | \$ 62,908.20                  |
| Office Space | 8,726                    | 35   | \$ 0.46                 | \$ 4,028.00       | \$ 48,388.36                  |
| Office Space | 2,430                    | 4    | \$ 0.14                 | \$ 344.35         | \$ 4,132.20                   |
| Office Space | 1,675                    | 16   | \$ 0.67                 | \$ 1,116.66       | \$ 13,399.92                  |
| Office Space | 2,500                    | 13   | \$ 1.21                 | \$ 3,025.00       | \$ 36,300.00                  |
| Office Space | 3,000                    | 4    | \$ 0.34                 | \$ 1,034.56       | \$ 12,414.72                  |
| Office Space | 2,179                    | 15   | \$ 1.05                 | \$ 2,287.95       | \$ 27,455.40                  |
| Office Space | 3,972                    | 3    | \$ 0.33                 | \$ 1,304.23       | \$ 15,616.92                  |
| Office Space | 235                      | 2    | \$ 1.28                 | \$ 300.00         | \$ 3,600.00                   |
| Radio Tower  | 20                       | *    | \$ 32.17                | \$ 643.41         | \$ 7,572.48                   |
| Radio Tower  | 6                        | *    | \$ 33.33                | \$ 200.00         | \$ 2,000.00                   |
| Radio Tower  | 6                        | *    | \$ 101.04               | \$ 606.22         | \$ 7,274.64                   |
| Radio Tower  | 6                        | *    | \$ 12.50                | \$ 75.00          | \$ 900.00                     |
| Radio Tower  | *                        | *    | *                       | Annual Pymt       | \$ 200.00                     |
| Radio Tower  | 16                       | *    | \$ 7.00                 | \$ 112.00         | \$ 1,344.00                   |
| Radio Tower  | 16                       | *    | \$ 37.50                | \$ 600.00         | \$ 7,200.00                   |
| Radio Tower  | *                        | *    | \$                      | \$ 125.00         | \$ 1,500.00                   |
| Radio Tower  | 6                        | *    | *                       | Annual Pymt       | \$ 2,760.00                   |
| Radio Tower  | 3                        | *    | \$ 66.67                | \$ 200.00         | \$ 2,400.00                   |
| Radio Tower  | 6                        | *    | \$ 4.17                 | \$ 25.00          | \$ 300.00                     |
| Radio Tower  | 9                        | *    | \$ 36.17                | \$ 325.50         | \$ 3,906.00                   |
| Radio Tower  | 6                        | *    | \$ 41.67                | \$ 250.00         | \$ 3,000.00                   |
| Radio Tower  | *                        | *    | *                       | Annual Pymt       | \$ 120.00                     |
| Radio Tower  | 4                        | *    | \$ 297.65               | \$ 1,190.60       | \$ 14,287.20                  |
| Radio Tower  | 8                        | *    | \$ 22.25                | \$ 178.00         | \$ 2,136.00                   |
| Radio Tower  | 10                       | *    | \$ 15.95                | \$ 159.50         | \$ 1,914.00                   |





**Texas Parks and Wildlife Department (802)**  
**SCHEDULE OF SPACE OCCUPIED (Continued)**  
 For the fiscal year ended August 31, 2019

| Location        | Address                         | Lessor                                  | Lease No. |
|-----------------|---------------------------------|---|-----------|
| Livingston      | 770 Baxter Road                 | Sam Houston Electric                    | 411817    |
| Los Fresnos     | P O Box 1808                    | Mobile Relays Partners                  | 500459    |
| Los Fresnos     | PO Box 936573                   | SBA Towers X LLC                        | 521141    |
| New Braunfels   | PO Box 409250                   | Pinnacle Towers Inc./Crown Castle       | 459535    |
| Paris           | 4801 Lamar Avenue               | Airwaves Communications Inc.            | 454675    |
| Pearsall        | 1199 N Fairfax St Ste 700       | Insite Towers Development 2 LLC         | 505306    |
| Purley          | P O Box 990                     | East Texas Broadcasting Inc.            | 449382    |
| Riviera         | 420 East County Rd. 2335        | Riviera Cellular & Telecommunication    | 456252    |
| Rock Springs    | P O Box 193                     | Edwards County                          | 176980    |
| Sonora          | PO Box 1212                     | Sutton County                           | 440776    |
| Spearman        | 396 W Green Rd                  | Exxon Company USA                       | 400277    |
| Stamford        | Wildlife Habitat & Silviculture | Big Country Electric Coop               | 429256    |
| Sweetwater      | 100 E 3rd St                    | Nolan County                            | 54519     |
| Tarpley         | 5289 Kyle Ranch Rd              | Johnny Becker LLC                       | 457335    |
| Amarillo        | 10800 W IH 40                   | Gary Land dba Westgate Self Storage     | 500080    |
| Amarillo        | 614 North Shore Drive           | MES Capital dba Canyon Security Storage | 522224    |
| Brownwood       | 303 Water St                    | Edwin Watson dba AAA Storage            | 435372    |
| Canyon          | 1205 23rd St                    | Dennie Shaw dba Rockin R Self Storage   | 523617    |
| College Station | 1555 Arrington Rd               | SMSC dba Arrington Rd Self Storage      | 500694    |
| Fate            | 159 Riding Club                 | Amsdell Storage Venture                 | 522733    |
| Mount Pleasant  | 275 CR 3207                     | WW Investment/Storage of Mt Pleasant    | 509319    |
| Oakwood/Buffalo | 10226 Hwy 79 East               | A & W Mini Storage/Ann Hibbard          | 460816    |
| Pleasanton      | PO Box 1128                     | BP3 dba Affordable Storage Estelle West | 518186    |
| San Angelo      | PO Box 3860                     | R.E.H Properties                        | 478995    |
| San Marcos      | PO Box 945                      | Tom Thumb Storage                       | 467929    |
| Tyler           | 13198 State HW 110 S            | Ronald Pannell dba Econo Self Storage   | 503508    |
| Van Horn        | 300 Cedar Street                | Susan Britton Van Horn Public Storage   | 430704    |

Note: Texas Parks and Wildlife is striving to comply with Texas Government Code, Title 10, Subtitle D, Chapter 2165, Subchapter A, Section 2165.104, relating to achieving an overall space use efficiency of 135 square feet per employee per office location. The following items are excluded from usable space: boat storage, radio towers, warehouse space, laboratory space, storage space greater than 1,000 square feet, and client waiting areas. Most park facilities have fewer than 1,000 square feet.




Texas Parks and Wildlife Department (802)  
**SCHEDULE OF SPACE OCCUPIED (Concluded)**  
 For the fiscal year ended August 31, 2019

| Type                    | Usable<br>Square<br>Feet | FTEs       | Rental Per Month        |                      | 2019<br>Actual Annual<br>Cost |
|-------------------------|--------------------------|------------|-------------------------|----------------------|-------------------------------|
|                         |                          |            | Cost Per<br>Square Foot | Cost Per<br>Month    |                               |
| Radio Tower             | 100                      | *          | \$ 1.00                 | \$ 100.00            | \$ 1,200.00                   |
| Radio Tower             | 20                       | *          | \$ 26.12                | \$ 522.37            | \$ 6,462.36                   |
| Radio Tower             | 20                       | *          | \$ 26.12                | \$ 522.37            | \$ 6,656.28                   |
| Radio Tower             | *                        | *          | *                       | \$ 612.03            | \$ 7,344.36                   |
| Radio Tower             | 10                       | *          | \$ 37.80                | \$ 378.00            | \$ 4,536.00                   |
| Radio Tower             | 6                        | *          | \$ 94.42                | \$ 566.50            | \$ 6,883.00                   |
| Radio Tower             | 20                       | *          | \$ 9.25                 | \$ 185.00            | \$ 2,220.00                   |
| Radio Tower             | 4                        | *          | \$ 87.60                | \$ 350.41            | \$ 4,204.92                   |
| Radio Tower             | 6                        | *          | \$ 8.33                 | \$ 50.00             | \$ 600.00                     |
| Radio Tower             | 16                       | *          | \$ 4.69                 | \$ 75.00             | \$ 900.00                     |
| Radio Tower             | *                        | *          | *                       | Annual Pymt          | \$ 50.00                      |
| Radio Tower             | 6                        | *          | \$ 8.33                 | \$ 50.00             | \$ 600.00                     |
| Radio Tower             | *                        | *          | *                       | \$ 35.00             | \$ 420.00                     |
| Radio Tower             | 6                        | *          | \$ 33.33                | \$ 200.00            | \$ 2,400.00                   |
| Storage Space           | 1,440                    | *          | \$ 0.46                 | \$ 668.92            | \$ 7,358.12                   |
| Storage Space           | 1,200                    | *          | *                       | Annual Pymt          | \$ 3,718.00                   |
| Storage Space           | 200                      | *          | \$ 0.23                 | \$ 45.00             | \$ 540.00                     |
| Storage Space           | 500                      | *          | \$ 0.42                 | \$ 210.00            | \$ 420.00                     |
| Storage Space           | 100                      | *          | \$ 0.75                 | \$ 75.00             | \$ 900.00                     |
| Storage Space           | 110                      | *          | \$ 2.23                 | \$ 245.00            | \$ 2,205.00                   |
| Storage Space           | 400                      | *          | \$ 0.26                 | \$ 105.00            | \$ 1,260.00                   |
| Storage Space           | 100                      | *          | \$ 0.40                 | \$ 40.00             | \$ 480.00                     |
| Storage Space           | 50                       | *          | \$ 1.00                 | \$ 50.00             | \$ 700.00                     |
| Storage Space           | 200                      | *          | \$ 0.25                 | \$ 50.00             | \$ 800.00                     |
| Storage Space           | 200                      | *          | \$ 1.03                 | \$ 205.00            | \$ 2,515.00                   |
| Storage Space           | 200                      | \$         | \$ 0.70                 | \$ 140.00            | \$ 1,820.00                   |
| Storage Space           | 200                      | \$         | \$ 0.40                 | \$ 80.00             | \$ 640.00                     |
| <b>LEASED TOTALS</b>    | <b>348,205</b>           | <b>585</b> | <b>\$ 1,133.08</b>      | <b>\$ 198,372.34</b> | <b>\$ 2,367,763.45</b>        |
| <b>LEASED AND STATE</b> | <b>2,600,767</b>         | <b>585</b> | <b>\$ 1,133.08</b>      | <b>\$ 198,372.34</b> | <b>\$ 2,367,763.45</b>        |




**Texas Parks and Wildlife Department (802)**  
**Schedule of Professional/Consulting Fees and Legal Service Fees**  
For the fiscal year ended August 31, 2019

| NAME  | TYPE OF SERVICES RENDERED          | AMOUNT        |
|---|------------------------------------|---------------|
| <b>PROFESSIONAL/CONSULTING FEES</b>             |                                    |               |
| 22ND CENTURY TECHNOLOGIES INC                   | INFORMATION TECHNOLOGY SERVICES    | \$ 156,445.00 |
| 360 SURVEYING LLC                               | OTHER PROFESSIONAL SERVICES        | 1,500.00      |
| 7M FABRICATION HEATING & AIR CONDITIONING LLC   | OTHER PROFESSIONAL SERVICES        | 300.00        |
| A-1 ALLSTATE MOVERS INC                         | OTHER PROFESSIONAL SERVICES        | 3,895.00      |
| ACADIAN AMBULANCE SERVICE INC                   | OTHER PROFESSIONAL SERVICES        | 180.60        |
| ACO REMODELING & CONSTRUCTION INC               | OTHER PROFESSIONAL SERVICES        | 115,522.01    |
| ADIRONDACK MOUNTAIN CLUB LLC                    | EDUCATIONAL/TRAINING SERVICES      | 399.00        |
| ADKINS VETERINARY SERVICE                       | VETERINARY SERVICES                | 105.00        |
| ADOBE SYSTEMS INC                               | INFORMATION TECHNOLOGY SERVICES    | 203.88        |
| ALAMO AREA COUNCIL OF GOVERNMENTS               | EDUCATIONAL/TRAINING SERVICES      | 298.75        |
| ALARM SECURITY & CONTRACTING INC                | OTHER PROFESSIONAL SERVICES        | 375.00        |
| ALFRED A HILLMAN                                | EDUCATIONAL/TRAINING SERVICES      | 246.95        |
| ALICE OLIVER-PARROTT PC                         | OTHER PROFESSIONAL SERVICES        | 1,200.00      |
| ALL OUT OFF ROAD INC                            | OTHER PROFESSIONAL SERVICES        | 325.00        |
| ALTAS PALMAS ANIMAL CLINIC INC                  | VETERINARY SERVICES                | 1,350.07      |
| ALTON W MORRIS JR                               | OTHER PROFESSIONAL SERVICES        | 1,500.00      |
| ALVARADO VETERINARY CLINIC                      | VETERINARY SERVICES                | 709.13        |
| AMANDA G GUTHRIE                                | OTHER PROFESSIONAL SERVICES        | 314.75        |
| AMBONARE INC                                    | INFORMATION TECHNOLOGY SERVICES    | 15,451.88     |
| AMERICAN ASSOCIATION OF STATE HIGHWAY           | EDUCATIONAL/TRAINING SERVICES      | 40.00         |
| AMISTAD MOTORS LLP                              | OTHER PROFESSIONAL SERVICES        | 485.72        |
| ANCHOR COMPUTER INC                             | DATA PROCESSING SERVICES           | 438.01        |
| ANDY LANCASTER                                  | EDUCATIONAL/TRAINING SERVICES      | 525.00        |
| ANTOINETTE VAN DE PUTTE                         | EDUCATIONAL/TRAINING SERVICES      | 437.71        |
| APEX SYSTEMS INC                                | INFORMATION TECHNOLOGY SERVICES    | 56,217.84     |
| ASSOCIATION OF ENERGY ENGINEERS INC             | EDUCATIONAL/TRAINING SERVICES      | 300.00        |
| AT&T  | INFORMATION TECHNOLOGY SERVICES    | 39.24         |
| AT&T TELECONFERENCE SERVICES                    | COMPUTER SERVICES                  | 493.84        |
| ATKINS NORTH AMERICA INC                        | ARCHITECTURAL/ENGINEERING SERVICES | 9,646.33      |
| AUSTIN COMMUNITY COLLEGE                        | EDUCATIONAL/TRAINING SERVICES      | 448.00        |
| AUSTIN SPECIALTY ADVERTISING INC                | OTHER PROFESSIONAL SERVICES        | 106.25        |
| AZCARATE & ASSOCIATES CONSULTING ENGINEE        | ARCHITECTURAL/ENGINEERING SERVICES | 2,625.29      |
| BAKERS SAFE & LOCK CO INC                       | OTHER PROFESSIONAL SERVICES        | 277.50        |
| BANDERA COUNTY                                  | MEDICAL SERVICES                   | 250.00        |
| BAY AREA REAL PROPERTY APPRAISERS & CONSULTANTS | OTHER PROFESSIONAL SERVICES        | 4,000.00      |
| BEARD VETERINARY CLINIC P C                     | VETERINARY SERVICES                | 1,379.00      |
| BECKHAM & JONES CO                              | CONSULTANT SERVICES/OTHER          | 117.00        |
| BENNETT BENNER PARTNERS INC                     | ARCHITECTURAL/ENGINEERING SERVICES | 938,686.08    |
| BENNETT BENNER PARTNERS INC                     | OTHER PROFESSIONAL SERVICES        | 4,399.94      |
| BETHANY FREEMAN                                 | OTHER PROFESSIONAL SERVICES        | 690.74        |
| BEVERLY LYTTAKER                                | EDUCATIONAL/TRAINING SERVICES      | 147.29        |
| BEXAR COUNTY TAX ASSESSOR-COLLECTOR             | OTHER PROFESSIONAL SERVICES        | 7.66          |
| BGE INC   | ARCHITECTURAL/ENGINEERING SERVICES | 81,924.46     |
| BOLTON REAL ESTATE CONSULTANTS LTD              | OTHER WITNESS FEES                 | 24,971.60     |
| BOONVILLE ANIMAL HOSPITAL PC                    | VETERINARY SERVICES                | 285.50        |
| BRAD W PIERCE                                   | EDUCATIONAL/TRAINING SERVICES      | 50.00         |
| BRADLEY J MOYER PC                              | VETERINARY SERVICES                | 58.18         |
| BRAESWOOD OCCUPATIONAL MEDICAL CLINIC           | MEDICAL SERVICES                   | 40.00         |
| BRANDON R ROSE                                  | MEDICAL SERVICES                   | 100.00        |
| BRAVE / ARCHITECTURE INC                        | ARCHITECTURAL/ENGINEERING SERVICES | 982.00        |
| BROWN REYNOLDS WATFORD ARCHITECTS               | ARCHITECTURAL/ENGINEERING SERVICES | 84,890.47     |
| BRUCE A BRYMER                                  | EDUCATIONAL/TRAINING SERVICES      | 323.94        |
| BRUCE BRAUNECK                                  | EDUCATIONAL/TRAINING SERVICES      | 800.00        |
| BRYAN C REED                                    | MEDICAL SERVICES                   | 150.00        |
| C JOHNNIE ON THE SPOT                           | OTHER PROFESSIONAL SERVICES        | 112.00        |
| CALIBRE PRESS LLC                               | EDUCATIONAL/TRAINING SERVICES      | 169.00        |
| CANADIAN WATER WELL INC                         | OTHER PROFESSIONAL SERVICES        | 2,011.86      |
| CAPITAL AREA OCCUPATIONAL MEDICINE PLLC         | MEDICAL SERVICES                   | 3,417.50      |
| CAREERTRACK INC                                 | EDUCATIONAL/TRAINING SERVICES      | 616.58        |
| CARTER DESIGN ASSOCIATES INC                    | ARCHITECTURAL/ENGINEERING SERVICES | 8,270.00      |
| CARY A CONAWAY                                  | MEDICAL SERVICES                   | 6,250.00      |
| CENTER FOR AMERICAN INTERNATIONAL LAW           | EDUCATIONAL/TRAINING SERVICES      | 250.00        |
| CENTRAL FLYWAY COUNCIL INC                      | OTHER PROFESSIONAL SERVICES        | 47,769.00     |
| CHARLES KOENAN                                  | EDUCATIONAL/TRAINING SERVICES      | 237.07        |
| CHRIS M DAVIS                                   | MEDICAL SERVICES                   | 116.00        |
| CHRISTOPHER R DIETER                            | EDUCATIONAL/TRAINING SERVICES      | 2,418.00      |
| CITY OF BAYTOWN                                 | EDUCATIONAL/TRAINING SERVICES      | 10,343.00     |
| CITY OF LUBBOCK                                 | EDUCATIONAL/TRAINING SERVICES      | 260.00        |
| CLASSEN-BUCK SEMINARS INC                       | EDUCATIONAL/TRAINING SERVICES      | 125.00        |
| CLEVERBRIDGE AG                                 | OTHER PROFESSIONAL SERVICES        | 700.00        |
| CLINTON L GAYLER                                | MEDICAL SERVICES                   | 120.00        |
| COBB FENDLEY & ASSOCIATES                       | OTHER PROFESSIONAL SERVICES        | 6,622.85      |
| COMPTROLLER OF PUBLIC ACCOUNTS                  | EDUCATIONAL/TRAINING SERVICES      | 503.00        |
| COMPTROLLER OF PUBLIC ACCOUNTS                  | OTHER PROFESSIONAL SERVICES        | 164.99        |
| CONSUMERBASE LLC                                | DATA PROCESSING SERVICES           | 400.00        |



**Texas Parks and Wildlife Department (802)**  
**Schedule of Professional/Consulting Fees and Legal Service Fees (Continued)**  
 For the fiscal year ended August 31, 2019


| NAME   | TYPE OF SERVICES RENDERED          | AMOUNT     |
|--|------------------------------------|------------|
| <b>PROFESSIONAL/CONSULTING FEES</b>            |                                    |            |
| CONTINUING EDUCATION UNIVERSITY LLC            | EDUCATIONAL/TRAINING SERVICES      | 75.00      |
| CONVERGEONE INC                                | EDUCATIONAL/TRAINING SERVICES      | 9,975.00   |
| COOPER CONSULTING COMPANY                      | INFORMATION TECHNOLOGY SERVICES    | 7,903.43   |
| CORE OCCUPATIONAL MEDICINE                     | MEDICAL SERVICES                   | 293.00     |
| COURT HOUSE RESEARCH SPECIALISTS INC           | OTHER WITNESS FEES                 | 8,880.00   |
| COURT SOLUTIONS LLC                            | EDUCATIONAL/TRAINING SERVICES      | 40.00      |
| CP&Y INC                                       | ARCHITECTURAL/ENGINEERING SERVICES | 143,432.89 |
| CP&Y INC                                       | OTHER PROFESSIONAL SERVICES        | 230,076.99 |
| CROCKETT VETERINARY HOSPITAL INC               | VETERINARY SERVICES                | 923.31     |
| CROSS TIMBERS GEOARCHEOLOGICAL SERVICES        | OTHER PROFESSIONAL SERVICES        | 8,650.00   |
| CTN EDUCATIONAL SERVICES INC                   | EDUCATIONAL/TRAINING SERVICES      | 325.00     |
| CYNTHIA SUE BAKER                              | EDUCATIONAL/TRAINING SERVICES      | 131.78     |
| DALLAS CALIBRATION SERVICES LLC                | OTHER PROFESSIONAL SERVICES        | 320.00     |
| DAMUTH TAXIDERMY INC                           | OTHER PROFESSIONAL SERVICES        | 2,277.50   |
| DATA BANK IMX LLC                              | DATA PROCESSING SERVICES           | 19,943.00  |
| DAVID A BUTLER                                 | MEDICAL SERVICES                   | 120.00     |
| DAVID DERR                                     | MEDICAL SERVICES                   | 6,250.00   |
| DAVID L ALFORD                                 | MEDICAL SERVICES                   | 25.00      |
| DAVID R LOYA                                   | EDUCATIONAL/TRAINING SERVICES      | 345.18     |
| DBE  | OTHER PROFESSIONAL SERVICES        | 48,497.66  |
| DEAN D MARQUARDT                               | MEDICAL SERVICES                   | 25.00      |
| DEARING VETERINARY CLINIC INC                  | VETERINARY SERVICES                | 442.50     |
| DEL MAR COLLEGE DISTRICT                       | EDUCATIONAL/TRAINING SERVICES      | 50.00      |
| DEL MAR COLLEGE REGIONAL POLICE ACADEMY        | EDUCATIONAL/TRAINING SERVICES      | 100.00     |
| DEL RIO VETERINARY DIAGNOSTIC HOSPITAL PLLC    | VETERINARY SERVICES                | 1,356.73   |
| DELANEY MEETING & EVENT MANAGEMENT             | EDUCATIONAL/TRAINING SERVICES      | 250.00     |
| DEREK D SANCHEZ                                | OTHER PROFESSIONAL SERVICES        | 1,800.00   |
| DEVILS RIVER CONSERVANCY                       | EDUCATIONAL/TRAINING SERVICES      | 4,500.00   |
| DON CARTER                                     | EDUCATIONAL/TRAINING SERVICES      | 268.37     |
| DONALD RAY ALLEN                               | VETERINARY SERVICES                | 728.00     |
| DUTCH BAUGHMAN                                 | EDUCATIONAL/TRAINING SERVICES      | 167.95     |
| DWAYNE H HAVIS                                 | MEDICAL SERVICES                   | 140.00     |
| EASTCREEK DESIGNS LLC                          | OTHER PROFESSIONAL SERVICES        | 300.00     |
| ECHO81 LLC                                     | EDUCATIONAL/TRAINING SERVICES      | 5,250.00   |
| ECOIMPRINT LLC                                 | OTHER PROFESSIONAL SERVICES        | 221.60     |
| EDWARD J PLANT                                 | EDUCATIONAL/TRAINING SERVICES      | 240.67     |
| EDWARD SANDERS                                 | OTHER PROFESSIONAL SERVICES        | 1.00       |
| EKHP CONSULTING LLC                            | INFORMATION TECHNOLOGY SERVICES    | 26,720.00  |
| EL PASO COMMUNITY COLLEGE - CASHIER'S OFFICE   | EDUCATIONAL/TRAINING SERVICES      | 292.00     |
| ELAINE GOMEZ                                   | EDUCATIONAL/TRAINING SERVICES      | 266.62     |
| ENERGY ENGINEERING                             | ARCHITECTURAL/ENGINEERING SERVICES | 67,438.54  |
| ENPROTEC INC/HIBBS AND TODD INC                | ARCHITECTURAL/ENGINEERING SERVICES | 62,526.56  |
| ENVIRONMENTAL SYSTEMS RESEARCH INSTITUTE INC   | DATA PROCESSING SERVICES           | 13,400.00  |
| EVENTBRITE INC                                 | EDUCATIONAL/TRAINING SERVICES      | 1,000.00   |
| FARBER INC                                     | VETERINARY SERVICES                | 129.90     |
| FBI- LEEDA                                     | EDUCATIONAL/TRAINING SERVICES      | 2,735.00   |
| FEDERAL AVIATION ADMINISTRATION                | EDUCATIONAL/TRAINING SERVICES      | 150.00     |
| FIRESTONE TIRE & SERVICE CENTER                | OTHER PROFESSIONAL SERVICES        | 89.99      |
| FLINT INSPECTION CONSULTING SERVICES INC       | CONSULTANT SERVICES/OTHER          | 50.00      |
| GALTON CUNNINGHAM & BOURGEOIS PLLC             | OTHER PROFESSIONAL SERVICES        | 675.00     |
| GARY TRENT SMITH                               | OTHER PROFESSIONAL SERVICES        | 376.26     |
| GCS BACKFLOW SERVICES INC                      | OTHER PROFESSIONAL SERVICES        | 150.00     |
| GEO CAM INC                                    | CONSULTANT SERVICES/OTHER          | 1,919.00   |
| GEOSPATIAL EXPERTS                             | OTHER PROFESSIONAL SERVICES        | 1,206.00   |
| GERALD R HAMON                                 | EDUCATIONAL/TRAINING SERVICES      | 91.48      |
| GILLESPIE VETERINARY CENTER                    | VETERINARY SERVICES                | 11.50      |
| GIRL SCOUTS OF CENTRAL TEXAS INC               | EDUCATIONAL/TRAINING SERVICES      | 180.67     |
| GRAEBER SIMMONS & COWAN INC                    | ARCHITECTURAL/ENGINEERING SERVICES | 1,240.35   |
| GREG A PRICE                                   | OTHER PROFESSIONAL SERVICES        | 1,500.00   |
| GTS TECHNOLOGY SOLUTIONS INC                   | COMPUTER SERVICES                  | 188.09     |
| GULF COAST VETERINARY SURGERY - AUSTIN II PLLC | VETERINARY SERVICES                | 112.50     |
| HALFF ASSOCIATES INC                           | ARCHITECTURAL/ENGINEERING SERVICES | 285,612.92 |
| HAMILTON COUNTY HOSPITAL DISTRICT              | MEDICAL SERVICES                   | 12,432.00  |
| HANSON RESOURCE MANAGEMENT INC                 | OTHER WITNESS FEES                 | 66,955.76  |
| HARDIN & ASSOCIATES CONSULTING LLC             | EDUCATIONAL/TRAINING SERVICES      | 650.00     |
| HARRY R E HAMPTON MEMORIAL WILDLIFE FUND INC   | EDUCATIONAL/TRAINING SERVICES      | 203.00     |
| HOGYEY INC                                     | OTHER PROFESSIONAL SERVICES        | 107.00     |
| HOLLY J GRAND                                  | EDUCATIONAL/TRAINING SERVICES      | 5.00       |
| HOLLY ORR                                      | EDUCATIONAL/TRAINING SERVICES      | 2,165.00   |
| HUITT - ZOLLARS INC                            | ARCHITECTURAL/ENGINEERING SERVICES | 454,842.17 |
| HUITT-ZOLLARS INC                              | ARCHITECTURAL/ENGINEERING SERVICES | 67,997.37  |
| ICF JONES & STOKES INC                         | OTHER WITNESS FEES                 | 132,628.08 |
| INFOJINI INC                                   | INFORMATION TECHNOLOGY SERVICES    | 182,575.00 |
| INTERNATIONAL CODE COUNCIL                     | EDUCATIONAL/TRAINING SERVICES      | 560.00     |





**Texas Parks and Wildlife Department (802)**  
**Schedule of Professional/Consulting Fees and Legal Service Fees (Continued)**  
 For the fiscal year ended August 31, 2019

| NAME   | TYPE OF SERVICES RENDERED          | AMOUNT     |
|--|------------------------------------|------------|
| <b>PROFESSIONAL/CONSULTING FEES</b>                |                                    |            |
| INXELERATE SOLUTIONS LLC                           | EDUCATIONAL/TRAINING SERVICES      | 29,910.00  |
| INXS EMBROIDERY INC                                | OTHER PROFESSIONAL SERVICES        | 132.00     |
| JAIME BEAMAN AIA INC                               | ARCHITECTURAL/ENGINEERING SERVICES | 39,844.67  |
| JAMES HESTER                                       | ARCHITECTURAL/ENGINEERING SERVICES | 4,500.00   |
| JAMES J JEFFRIES                                   | OTHER PROFESSIONAL SERVICES        | 800.00     |
| JAMES MICHAEL MULLENWEG                            | EDUCATIONAL/TRAINING SERVICES      | 216.20     |
| JAN FORD MUSTIN PHD PC                             | MEDICAL SERVICES                   | 590.00     |
| JEFFERSON HOWELL JR                                | EDUCATIONAL/TRAINING SERVICES      | 2,000.00   |
| JERE ANDERSON                                      | EDUCATIONAL/TRAINING SERVICES      | 227.69     |
| JERRY BAND   | VETERINARY SERVICES                | 135.00     |
| JERRY F UNDERBRINK DVM PC                          | VETERINARY SERVICES                | 731.98     |
| JERRY L EDDY                                       | OTHER PROFESSIONAL SERVICES        | 4,950.00   |
| JIMMIE L CAUGHNOR                                  | EDUCATIONAL/TRAINING SERVICES      | 4,200.00   |
| JOH J WALKER III                                   | EDUCATIONAL/TRAINING SERVICES      | 258.13     |
| JOHN E REID AND ASSOCIATES INC                     | EDUCATIONAL/TRAINING SERVICES      | 575.00     |
| JOHN K GILMOUTH                                    | VETERINARY SERVICES                | 200.00     |
| JOHN M LONG LC                                     | OTHER PROFESSIONAL SERVICES        | 1,250.00   |
| JOHNATHAN M DUBOIS                                 | OTHER PROFESSIONAL SERVICES        | 1,562.51   |
| JOHNNY RIOS  | MEDICAL SERVICES                   | 400.00     |
| JOSHUA J KOENIG                                    | MEDICAL SERVICES                   | 73.51      |
| JUAN SALAS JR                                      | EDUCATIONAL/TRAINING SERVICES      | 307.62     |
| KELCEE SMITH                                       | EDUCATIONAL/TRAINING SERVICES      | 5,456.68   |
| KERS REALTY GROUP LLC                              | CONSULTANT SERVICES/OTHER          | 250.00     |
| KIDFISH FOUNDATION INC                             | EDUCATIONAL/TRAINING SERVICES      | 4,000.00   |
| KITCHEN TABLE HOLDINGS LLC                         | OTHER PROFESSIONAL SERVICES        | 322.00     |
| KLEINFELDER CENTRAL INC                            | ARCHITECTURAL/ENGINEERING SERVICES | 1,201.58   |
| KNIGHT SECURITY SYSTEMS LLC                        | OTHER PROFESSIONAL SERVICES        | (495.50)   |
| KSA ENGINEERS                                      | ARCHITECTURAL/ENGINEERING SERVICES | 270,370.20 |
| KSA ENGINEERS                                      | OTHER PROFESSIONAL SERVICES        | 34,182.45  |
| LAND-MARK PROFESSIONAL SURVEYING INC               | OTHER PROFESSIONAL SERVICES        | 874.00     |
| LANDTECH CONSULTANTS INC                           | OTHER PROFESSIONAL SERVICES        | 66,590.05  |
| LEADERSHIP ADVISORY BOARD                          | EDUCATIONAL/TRAINING SERVICES      | 75.00      |
| LEARNING TREE INTERNATIONAL USA INC                | EDUCATIONAL/TRAINING SERVICES      | 895.00     |
| LOCKWOOD ANDREWS & NEWNAM INC                      | ARCHITECTURAL/ENGINEERING SERVICES | 193,242.62 |
| LYDIA M REYNOLDS                                   | EDUCATIONAL/TRAINING SERVICES      | 75.00      |
| MANAGEMENT CONCEPTS INCORPORATED                   | EDUCATIONAL/TRAINING SERVICES      | 829.00     |
| MANGEMENT CONCEPTS INC                             | EDUCATIONAL/TRAINING SERVICES      | 190.00     |
| MARGARET LEARY DVM PC                              | VETERINARY SERVICES                | 4,492.15   |
| MARIMON BUSINESS SYSTEMS INC                       | OTHER PROFESSIONAL SERVICES        | 275.00     |
| MARK H DENTON                                      | EDUCATIONAL/TRAINING SERVICES      | 300.00     |
| MARK LANGE   | OTHER PROFESSIONAL SERVICES        | 780.00     |
| MARTIN J KELLY III                                 | MEDICAL SERVICES                   | 150.00     |
| MASON COUNTY                                       | MEDICAL SERVICES                   | 50.00      |
| MCCOY COLLABORATIVE PRESERVATION ARCHITECTURE PLLC | ARCHITECTURAL/ENGINEERING SERVICES | 12,393.05  |
| MEDIC FIRST AID INTERNATIONAL                      | EDUCATIONAL/TRAINING SERVICES      | 355.14     |
| MEJIA INDUSTRIAL SUPPLY COMPANY                    | OTHER PROFESSIONAL SERVICES        | 650.00     |
| MICHAEL G CORNETT                                  | EDUCATIONAL/TRAINING SERVICES      | 247.21     |
| MICHAEL G SABBETH                                  | EDUCATIONAL/TRAINING SERVICES      | 1,200.00   |
| MICHAEL SCHERER                                    | EDUCATIONAL/TRAINING SERVICES      | 247.71     |
| MID COUNTY PLUMBING LLC                            | OTHER PROFESSIONAL SERVICES        | 200.00     |
| MID TEXAS VETERINARY ASSOCIATES PC                 | VETERINARY SERVICES                | 2,999.80   |
| NATHAN SHANNON                                     | OTHER PROFESSIONAL SERVICES        | 1,947.09   |
| NATIONAL ASSOCIATION FOR INTERPRETATION            | EDUCATIONAL/TRAINING SERVICES      | 835.00     |
| NATIONAL REGISTR OF EMERGENCY MEDICAL TECH INC     | EDUCATIONAL/TRAINING SERVICES      | 125.00     |
| NEOS CONSULTING GROUP LLC                          | INFORMATION TECHNOLOGY SERVICES    | 13,203.46  |
| NEUBUS INC   | DATA PROCESSING SERVICES           | 24,015.40  |
| NEWTRON BEAUMONT LLC                               | OTHER PROFESSIONAL SERVICES        | 92.50      |
| NF CONSULTING SERVICES                             | INFORMATION TECHNOLOGY SERVICES    | 19,430.00  |
| NORMAN T MOORE                                     | EDUCATIONAL/TRAINING SERVICES      | 243.27     |
| NORTH CENTRAL TEXAS COUNCIL OF GOVERNMENTS         | EDUCATIONAL/TRAINING SERVICES      | 575.00     |
| NORTH CENTRAL TEXAS REGIONAL SCHOOL                | EDUCATIONAL/TRAINING SERVICES      | 275.00     |
| OCCUPATIONAL HEALTH CENTERS OF THE SOUTHWEST PA    | MEDICAL SERVICES                   | 4,419.00   |
| OFFICER SURVIVAL SOLUTIONS                         | EDUCATIONAL/TRAINING SERVICES      | 35.00      |
| OK CONCRETE COMPANY                                | OTHER PROFESSIONAL SERVICES        | 490.50     |
| ONALISE R HILL                                     | MEDICAL SERVICES                   | 25.00      |
| OPERATIONAL SUPPORT SERVICES INC                   | EDUCATIONAL/TRAINING SERVICES      | 500.00     |
| ORACLE AMERICA INC                                 | EDUCATIONAL/TRAINING SERVICES      | 3,448.42   |
| OVERHEAD DOOR CO OF WICHITA FALLS                  | OTHER PROFESSIONAL SERVICES        | 760.00     |
| PADI AMERICAS                                      | EDUCATIONAL/TRAINING SERVICES      | 190.00     |
| PALACIOS AUTO & TOWING                             | OTHER PROFESSIONAL SERVICES        | 203.00     |
| PAUL WALKER  | EDUCATIONAL/TRAINING SERVICES      | 46.31      |
| PDG ARCHITECTS                                     | ARCHITECTURAL/ENGINEERING SERVICES | 343,950.51 |
| PEDERNALES VETERINARY CENTER LLC                   | VETERINARY SERVICES                | 1,014.25   |
| PEDIGO STAFFING SERVICES LLC                       | INFORMATION TECHNOLOGY SERVICES    | 1,680.00   |




**Texas Parks and Wildlife Department (802)**  
**Schedule of Professional/Consulting Fees and Legal Service Fees (Continued)**  
 For the fiscal year ended August 31, 2019

| NAME   | TYPE OF SERVICES RENDERED          | AMOUNT       |
|--|------------------------------------|--------------|
| <b>PROFESSIONAL/CONSULTING FEES</b>              |                                    |              |
| PESTNETWORK COM INC                              | EDUCATIONAL/TRAINING SERVICES      | 75.00        |
| PNEU-DART INC                                    | VETERINARY SERVICES                | 169.19       |
| POT O GOLD RENTAS LLC                            | OTHER PROFESSIONAL SERVICES        | 480.00       |
| PRECISION TASK GROUP INC                         | EDUCATIONAL/TRAINING SERVICES      | 12,500.00    |
| PROFESSIONAL SERVICE INDUSTRIES INC              | ARCHITECTURAL/ENGINEERING SERVICES | 81,910.56    |
| PROFESSIONAL SERVICE INDUSTRIES INC              | OTHER PROFESSIONAL SERVICES        | 650.00       |
| PROFILES INTERNATIONAL INC                       | EDUCATIONAL/TRAINING SERVICES      | 4,485.00     |
| PROTECTION ONE ALARM MONITORING INC              | OTHER PROFESSIONAL SERVICES        | 857.00       |
| PSI SERVICES LLC                                 | EDUCATIONAL/TRAINING SERVICES      | 450.00       |
| QUATERNARY RESOURCE INVESTIGATIONS LLC           | ARCHITECTURAL/ENGINEERING SERVICES | 7,031.26     |
| QUATERNARY RESOURCE INVESTIGATIONS LLC           | OTHER PROFESSIONAL SERVICES        | 2,218.28     |
| QUIMBY MCCOY PRESERVATION ARCHITECTURE LLP       | ARCHITECTURAL/ENGINEERING SERVICES | 25,110.67    |
| RABA-KISTNER CONSULTANTS INC                     | ARCHITECTURAL/ENGINEERING SERVICES | 8,765.30     |
| RACHEL ANDERSON                                  | CONSULTANT SERVICES/OTHER          | 700.00       |
| RAFAEL SAENZ JR                                  | CONSULTANT SERVICES/OTHER          | 85.00        |
| RALPH TIMS                                       | EDUCATIONAL/TRAINING SERVICES      | 325.00       |
| RANDALL MAXWELL                                  | OTHER PROFESSIONAL SERVICES        | 4,998.40     |
| RANDELL L ATKINS                                 | OTHER PROFESSIONAL SERVICES        | 565.00       |
| REBECCA MISAYE KROGMAN                           | EDUCATIONAL/TRAINING SERVICES      | 548.44       |
| RECREATION EQUIPMENT INC                         | INFORMATION TECHNOLOGY SERVICES    | 1,079.78     |
| REGION XI EDUCATION SERVICE CENTER               | EDUCATIONAL/TRAINING SERVICES      | 4,000.00     |
| RIDER FAMILY SERVICES LLC                        | EDUCATIONAL/TRAINING SERVICES      | 5,250.00     |
| ROBERT D HANCOCK                                 | MEDICAL SERVICES                   | 125.00       |
| ROBERT WALDRON PC                                | VETERINARY SERVICES                | 559.46       |
| RONALD C CARTER                                  | EDUCATIONAL/TRAINING SERVICES      | 485.00       |
| RONALD D HICKS                                   | MEDICAL SERVICES                   | 25.00        |
| RUDOLPH ROSEN                                    | OTHER PROFESSIONAL SERVICES        | 4,900.00     |
| SAFARILAND LLC                                   | EDUCATIONAL/TRAINING SERVICES      | 895.00       |
| SCHAUMBURG & POLK INC                            | OTHER PROFESSIONAL SERVICES        | 6,784.20     |
| SHERILYN GOLDMAN                                 | EDUCATIONAL/TRAINING SERVICES      | 150.00       |
| SHOPPAS FARM SUPPLY                              | OTHER PROFESSIONAL SERVICES        | 268.40       |
| SHRED-IT USA                                     | OTHER PROFESSIONAL SERVICES        | 458.27       |
| SILSBEE FORD INC                                 | OTHER PROFESSIONAL SERVICES        | 560.00       |
| SIRRON VENTURES INC                              | OTHER PROFESSIONAL SERVICES        | 289.00       |
| SKILLPATH INC                                    | EDUCATIONAL/TRAINING SERVICES      | 149.00       |
| SKINNER'S DRILLING & WELL SERVICE LLC            | OTHER PROFESSIONAL SERVICES        | 2,690.00     |
| SKINNY CAT SOFTWARE LLC                          | DATA PROCESSING SERVICES           | 90,815.00    |
| SOUTHEASTERN ASSOC OF FISH AND WILDLIFE AGENCIES | CONSULTANT SERVICES/OTHER          | 5,000.00     |
| SOUTHEASTERN ASSOC OF FISH AND WILDLIFE AGENCIES | EDUCATIONAL/TRAINING SERVICES      | 10,000.00    |
| SPECIALIZED SAFETY TRAINING INC                  | EDUCATIONAL/TRAINING SERVICES      | 450.00       |
| SPECIALTY VEHICLE INSTITUTE OF AMERICA           | EDUCATIONAL/TRAINING SERVICES      | 10,250.00    |
| STANLEY D SMOOTE PHD                             | MEDICAL SERVICES                   | 425.00       |
| STATE AUDITOR'S OFFICE                           | FINANCIAL AND ACCOUNTING SERVICE   | 7,028.63     |
| STATE PARK SUPPLIES LLC                          | OTHER PROFESSIONAL SERVICES        | 1,540.00     |
| STATEWIDE PROCUREMENTS                           | EDUCATIONAL/TRAINING SERVICES      | 75.00        |
| STEEP HOLLOW PET LODGE                           | VETERINARY SERVICES                | 970.00       |
| STEPHANIE GUILLERY BERRY                         | EDUCATIONAL/TRAINING SERVICES      | 322.90       |
| STEPHEN SHEPARD                                  | ARCHITECTURAL/ENGINEERING SERVICES | 400.00       |
| STEVEN CLEGG INC                                 | OTHER PROFESSIONAL SERVICES        | 12,000.00    |
| STEVEN COLBURN                                   | EDUCATIONAL/TRAINING SERVICES      | 684.62       |
| SUBMERSIBLE PUMP SPECIALISTS LLC                 | OTHER PROFESSIONAL SERVICES        | 5,247.48     |
| SUN COAST RESOURCES                              | EDUCATIONAL/TRAINING SERVICES      | 235.00       |
| SUNCOAST LEARNING SYSTEMS INC                    | EDUCATIONAL/TRAINING SERVICES      | 530.00       |
| SURVEYING AND MAPPING INC                        | ARCHITECTURAL/ENGINEERING SERVICES | 12,872.50    |
| SWA GROUP INC                                    | ARCHITECTURAL/ENGINEERING SERVICES | 387,892.20   |
| TAB COOPER & ASSOCIATES LLC                      | EDUCATIONAL/TRAINING SERVICES      | 996.00       |
| TEKSYSTEMS INC                                   | INFORMATION TECHNOLOGY SERVICES    | 358,753.76   |
| TERRACON CONSULTANTS                             | ARCHITECTURAL/ENGINEERING SERVICES | 47,116.74    |
| TEXAS A&M AGRILIFE RESEARCH                      | VETERINARY SERVICES                | 2,070.00     |
| TEXAS A&M ENGINEERING EXTENSION SERVICE          | EDUCATIONAL/TRAINING SERVICES      | 745.00       |
| TEXAS AGRILIFE EXTENSION SERVICE                 | EDUCATIONAL/TRAINING SERVICES      | 1,200.00     |
| TEXAS AGRILIFE EXTENSION SERVICE                 | VETERINARY SERVICES                | 520.00       |
| TEXAS AGRILIFE RESEARCH                          | VETERINARY SERVICES                | 3,060.00     |
| TEXAS ARCHEOLOGICAL SOCIETY                      | EDUCATIONAL/TRAINING SERVICES      | 600.00       |
| TEXAS CHAPTER OF THE WILDLIFE SOCIETY            | EDUCATIONAL/TRAINING SERVICES      | 1,560.00     |
| TEXAS COMPTROLLER OF PUBLIC ACCOUNTS             | OTHER PROFESSIONAL SERVICES        | 12,773.25    |
| TEXAS CREDIT CARD PROCUREMENT PROGRAM            | CONSULTANT SERVICES/OTHER          | 258.75       |
| TEXAS CREDIT CARD PROCUREMENT PROGRAM            | EDUCATIONAL/TRAINING SERVICES      | 669.00       |
| TEXAS CREDIT CARD PROCUREMENT PROGRAM            | VETERINARY SERVICES                | 259.07       |
| TEXAS DEPARTMENT OF CRIMINAL JUSTICE             | OTHER PROFESSIONAL SERVICES        | 300.00       |
| TEXAS DEPARTMENT OF PUBLIC SAFETY                | EDUCATIONAL/TRAINING SERVICES      | 16.62        |
| TEXAS DEPARTMENT OF TRANSPORTATION               | ARCHITECTURAL/ENGINEERING SERVICES | 670,000.00   |
| TEXAS DEPT OF AGRICULTURE                        | EDUCATIONAL/TRAINING SERVICES      | 75.00        |
| TEXAS DEPT OF INFORMATION RESOURCES              | COMPUTER SERVICES                  | 4,983,122.27 |







**Texas Parks and Wildlife Department (802)**  
**Schedule of Aircraft Operation**  
 For the fiscal year ended August 31, 2019

**AIRCRAFT COSTS**


| Year                          | 1984            | 2009             | 2014              |                   |
|-------------------------------|-----------------|------------------|-------------------|-------------------|
| Model                         | CESSNA U206G    | CESSNA T206H     | AIRBUS AS350B3    |                   |
| Serial Number                 | U20606822       | T20608939        | 7823              |                   |
| FAA Registration Number       | 6610R           | 52854            | 350PW             | TOTALS            |
| <b>Direct Operating Costs</b> |                 |                  |                   |                   |
| Fuels and Lubricants          | -               | 27,169.02        | 59,960.85         | 87,129.87         |
| Maintenance and Repair        | -               | 45,611.48        | 139,564.06        | 185,175.54        |
| <b>Fixed Costs</b>            |                 |                  |                   |                   |
| Insurance Premiums            | 1,388.00        | 1,397.00         | 38,071.00         | 40,856.00         |
| Rental of Space               | 3,850.00        | 3,900.00         | 4,400.00          | 12,150.00         |
| Miscellaneous Operating       | -               | -                | -                 | -                 |
| <b>Total Costs</b>            | <b>5,238.00</b> | <b>78,077.50</b> | <b>241,995.91</b> | <b>325,311.41</b> |

**MISCELLANEOUS COSTS**

|   |            |
|---|------------|
| Aircraft Rental or Lease                      | 631,205.24 |
| Salaries and Fringe Benefits                  | 474,385.14 |
| Subscriptions/Periodicals/Information Service | 8,103.00   |
| Registration Fees - Employee Training         | 28,625.95  |
| Other Overhead Costs                          | 6,593.74   |

**UNMANNED AIRCRAFT COSTS**

| Division        | Make/Model                  | Serial Number  | FAA Registration Number | Operating Costs |
|-----------------|-----------------------------|----------------|-------------------------|-----------------|
| LAW ENFORCEMENT | DJI MAVIC 2 ZOOM            | 0M6DF8U001083F | FA3MC9CMFY              | 1,008.39        |
| LAW ENFORCEMENT | DJI MAVIC 2 ZOOM            | 0M6DF8Q0015E60 | FA3MC9FHKP              | 1,004.39        |
| LAW ENFORCEMENT | DJI MAVIC 2 ZOOM            | 0M6DF8Q001B901 | FA3MC9KCMF              | 1,008.39        |
| LAW ENFORCEMENT | DJI MAVIC 2 ZOOM            | 0M6DF8Q001Y8U8 | FA3MC9M7P4              | 1,033.39        |
| LAW ENFORCEMENT | DJI MAVIC 2 ZOOM            | 0M6DF8G001N2SB | FA3MC99RCA              | 1,003.39        |
| LAW ENFORCEMENT | DJI MAVIC 2 ENTERPRISE ZOOM | 276DFBC001M710 | FA3NAKF7R9              | 418.14          |
| LAW ENFORCEMENT | DJI MAVIC 2 ENTERPRISE ZOOM | 276DFB5001ZLGH | FA3NAKHYYW3             | 418.14          |
| LAW ENFORCEMENT | DJI MAVIC 2 ENTERPRISE DUAL | 298DG2N001CNZC | FA39L7NAL4              | 418.14          |
| LAW ENFORCEMENT | DJI MAVIC 2 ENTERPRISE ZOOM | 276DFAJ0019640 | FA39L7R4NT              | 418.14          |
| LAW ENFORCEMENT | DJI MAVIC 2 ENTERPRISE ZOOM | 276DFAP001LKKX | FA39L7TXRN              | 418.14          |
| LAW ENFORCEMENT | DJI PHANTOM 4 PRO V2        | 11UCF540A30128 | FA3K3H43RL              | 212.38          |
| LAW ENFORCEMENT | DJI MAVIC 2 ENTERPRISE ZOOM | 276DFAP00115P1 | FA3EHXMLXH              | 252.36          |
| LAW ENFORCEMENT | DJI MAVIC 2 ENTERPRISE ZOOM | 276DFBC001PZ40 | FA3EHXKPTR              | 212.38          |
| LAW ENFORCEMENT | DJI MAVIC 2 ZOOM            | 0M6DF7300197C8 | FA3KWAP7MX              | 110.96          |
| LAW ENFORCEMENT | DJI MAVIC AIR               | OK1DF431AD1038 | FA3KWAMCKA              | 70.98           |
| LAW ENFORCEMENT | DJI ENTERPRISE 2 ZOOM       | 276DFB5001K678 | FA3TNMTHAX              | 70.67           |
| LAW ENFORCEMENT | DJI ENTERPRISE 2 ZOOM       | 276DFBC0012EQ1 | FA3TNMMR3H              | 464.43          |
| LAW ENFORCEMENT | DJI ENTERPRISE 2 ZOOM       | 276DFAK001S41M | FA3TNMPM79              | 443.88          |
| LAW ENFORCEMENT | DJI ENTERPRISE 2 ZOOM       | 276DFAP001P735 | FA3HM3TKYK              | 443.88          |
| LAW ENFORCEMENT | DJI MAVIC 2 ZOOM            | 0M6DF7D001GU14 | FA3ECCEAEK              | 545.34          |
| LAW ENFORCEMENT | DJI MAVIC 2 ZOOM            | 0M6DF73001L487 | FA3ECCH4HA              | 545.34          |
| LAW ENFORCEMENT | DJI MAVIC 2 ZOOM            | 0M6DF79001F9LD | FA3ECCCKXL3             | 545.34          |






Texas Parks and Wildlife Department (802)  
 Schedule of Aircraft Operation (Concluded)  
 For the fiscal year ended August 31, 2019

## UNMANNED AIRCRAFT COSTS

| Division          | Make/Model                   | Serial Number    | FAA Registration Number | Operating Costs  |
|-------------------|------------------------------|------------------|-------------------------|------------------|
| LAW ENFORCEMENT   | DJI MAVIC 2 ZOOM             | 0M6DG4900167Z2   | FA3TNTX3N3              | 545.34           |
| LAW ENFORCEMENT   | DJI MAVIC 2 ZOOM             | 0M6DG490016GXP   | FA3TNTYWRW              | 545.34           |
| LAW ENFORCEMENT   | DJI MAVIC 2 ZOOM             | 0M6DG490011JJ8   | FA3TNW4PWW              | 545.34           |
| LAW ENFORCEMENT   | DJI PHANTOM 4 PRO 2          | 11UCF570A30019   | FA3P4RNWTR              | 5.00             |
| LAW ENFORCEMENT   | DJI MATRICE 210              | 0G0DF650230187   | FA3KT7794F              | 950.00           |
| LAW ENFORCEMENT   | DJI MAVIC AIR                | 0K1CFAJ3AH6K71   | FA3HM4WR7P              | 5.00             |
| LAW ENFORCEMENT   | DJI MAVIC AIR                | 0K1CFBE3AH72QN   | FA3HM4RX3Y              | 5.00             |
| LAW ENFORCEMENT   | DJI MAVIC AIR                | 0K1DF4H2ADTF91   | FA34TCNCR3              | 5.00             |
| LAW ENFORCEMENT   | DJI MAVIC AIR                | 0K1DF3C2BD4MFR   | FA34TCXW4E              | 5.00             |
| LAW ENFORCEMENT   | DJI MAVIC AIR                | 0K1DF4H2ADGM8L   | FA34TCLHNC              | 5.00             |
| LAW ENFORCEMENT   | DJI MAVIC AIR                | 0K1CF553AE0N4Y   | FA34TCTYYM              | 5.00             |
| LAW ENFORCEMENT   | DJI MAVIC AIR                | 0K1DF4H2BDQ299   | FA34TCR7WR              | 5.00             |
| LAW ENFORCEMENT   | DJI MATRICE 210              | 0G0DF180230009   | FA3A3PRHRP              | 5.00             |
| LAW ENFORCEMENT   | DJI INSPIRE 2                | 0A0LDBW00300CX   | FA34TAYLWY              | 307.00           |
| LAW ENFORCEMENT   | DJI MAVIC 2 ZOOM             | 0M6DF8N001X02D   | FA3MWWKAXK3             | -                |
| LAW ENFORCEMENT   | DJI MAVIC AIR                | 0K1DF2L3ADC5JT   | FA3NRY3WTK              | 5.00             |
| LAW ENFORCEMENT   | DJI MAVIC 2 ZOOM             | 0M6DF9H001NR9T   | FA3KN7RYHW              | 274.98           |
| LAW ENFORCEMENT   | DJI MAVIC 2 ZOOM             | 0M6DF6U001M57M   | FA3HXWCNLP              | 27.99            |
| LAW ENFORCEMENT   | DJI MAVIC 2 ZOOM             | 0M6DF88001P2VN   | FA3K3H7WWF              | 27.99            |
| LAW ENFORCEMENT   | DJI MAVIC 2 ZOOM             | 0M6DF6T0015E4P   | FA3K4AMNMA              | 27.99            |
| LAW ENFORCEMENT   | DJI MAVIC 2 ZOOM             | 0M6DG3D00143PM   | FA3M473LE7              | 27.99            |
| LAW ENFORCEMENT   | DJI MAVIC 2 ZOOM             | 0M6DF6U00189X8   | FA3MXWCWWP              | 27.99            |
| LAW ENFORCEMENT   | DJI MAVIC 2 ENTERPRISE DUAL  | 298DG4U0010D33   | FA3LY4F34P              | 27.99            |
| STATE PARKS       | ATLAS 1 QUADCOPTER           | AA13100          | 763PT                   | -                |
| STATE PARKS       | DRONE GOPRO KARMA            | E5112324587498   | FA39WEXHC9              | -                |
| STATE PARKS       | UAV PHANTOM III              | P76DGG18067438   | Pending                 | -                |
| STATE PARKS       | DRONE DJI MAVIC 2 ZOOM       | 0M6DF6T001KV2F   | FA39LYFEK               | 1,036.63         |
| STATE PARKS       | UAV DRONE DJI MAVIC 2 ZOOM   | 0M6DFAH001MPGW   | FA3KA7XYKE              | 305.92           |
| STATE PARKS       | UAV DRONE DJI MAVIC 2 ZOOM   | 0M6DFAH001R190   | FA3NRY3PN               | 925.92           |
| STATE PARKS       | UAV DRONE MAVIC 2 ENTERPRISE | 276DFAJ0017VVP   | FA37EKEFRE              | 379.00           |
| STATE PARKS       | UAV DRONE MAVIC 2 ENTERPRISE | 276DFAJ001JH4N   | FA37EK3WH9              | 379.00           |
| STATE PARKS       | UAV DRONE MAVIC 2 ENTERPRISE | 276DFAK001FH8M   | FA37EK7PLW              | 742.00           |
| STATE PARKS       | UAV DRONE MAVIC 2 ENTERPRISE | 276DFAP001US01   | FA37EKALNM              | 379.00           |
| COMMUNICATIONS    | DJI PHANTOM 4 PRO            | 0AXCE6G0A31401   | FA3XT3LF9R              | -                |
| COMMUNICATIONS    | DJI PHANTOM 4                | 07DDD4N0B10526   | FA3NRLECHN              | -                |
| COMMUNICATIONS    | DJI PHANTOM 4                | 079JE3F0C10198   | FA3CTMTMRW              | 112.83           |
| COASTAL FISHERIES | 3D ROBOTICS SOLO             | S111A5501851     | 270TX                   | -                |
| COASTAL FISHERIES | DJI PHANTOM 3 ADVANCED       | CH052327326497   | 778PT                   | -                |
| COASTAL FISHERIES | TYPHOON Q500 4K              | YU15230378B04B01 | 780CX                   | 22.02            |
| WILDLIFE          | DJI PHANTOM 3 PROFESSION     | P76DCG20017176   | 731KT                   | -                |
| WILDLIFE          | DJI PHANTOM 2                | BE132153166888   | 769QT                   | -                |
| WILDLIFE          | EBEE+                        | EP0112722        | FA3MRXNTLW              | 3,673.63         |
| WILDLIFE          | DJI MATRICE 200              | 0FZDF6M0P20169   | FA3W39HKF3              | 1,220.17         |
| INLAND FISHERIES  | DJI PHANTOM 4 PRO+ V2.0      | 11UCF7X0A50023   | Unregistered            | -                |
| INLAND FISHERIES  | DJI PHANTOM 4 PRO+ V2.0      | 11UCF7P0A51120   | Unregistered            | -                |
| INLAND FISHERIES  | SENSEFLY EBEE SQ             | ES0108883        | FA3PPXH7K9              | 7,755.98         |
|                   |                              |                  | <b>Total Costs</b>      | <b>31,384.63</b> |



**Texas Parks and Wildlife Department (802)**  
**Schedule of Aircraft Operation**  
 For the fiscal year ended August 31, 2019

| AIRCRAFT TRAVEL LOG |          |               |                           |                                       |            |                  |                                   |                  |  |
|---------------------|----------|---------------|---------------------------|---------------------------------------|------------|------------------|-----------------------------------|------------------|--|
| Flight Date         | Aircraft | PIC           | Mission Code              | Mission Type                          | Total Time | Departure        | Legs                              | Arrival          | Passengers   |
| 9/4/2018            | N350PW   | Reed, Bryan   | LE.BS1 ASSIST AGENCIES-A  | Public Relations                      | 0.8        | Austin           | Thorndale                         | Austin           |  |
| 9/13/2018           | N350PW   | Gayler, Clint | LE.AIR TRAINING INST-A    | Training - Internal                   | 0.7        | Austin           |                                   | Austin           |  |
| 9/18/2018           | N350PW   | Rose, Brandon | LE.AIR WILDLIFE ENF-A     | Law Enforcment - PW Code              | 2.4        | Austin           | Gonzales-Gonzales                 | Austin           |  |
| 9/19/2018           | N350PW   | Rose, Brandon | LE.AIR ASSIST AGENCIES-A  | Law Enforcement - Assist Other Agency | 0.1        | Austin Executive |                                   | Austin Executive | DUSTIN BALFANZ MATT ATKINSON LYNN WILBURN          |
| 9/19/2018           | N350PW   | Gayler, Clint | LE.AIR WILDLIFE ENF-A     | Law Enforcment - PW Code              | 1.2        | Burnet           |                                   | Burnet           | NICK GRANELLI                                      |
| 9/19/2018           | N350PW   | Rose, Brandon | LE.AIR TRAINING STUD-A    | Training - Internal                   | 1.5        | Austin           | Austin Executive-Austin Executive | Austin           | BRAXTON HARRIS PATRICK MERRIMAN JAMES ADCOCK       |
| 9/19/2018           | N350PW   | Gayler, Clint | LE.AIR WILDLIFE ENF-A     | Law Enforcment - PW Code              | 1.8        | Burnet           | San Marcos-San Marcos             | Austin           | NICK GRANELLI                                      |
| 9/19/2018           | N350PW   | Gayler, Clint | LE.AIR WILDLIFE ENF-A     | Law Enforcment - PW Code              | 2.3        | Austin           | Burnet                            | Burnet           | BRAXTON HARRIS PATRICK MERRIMAN JAMES ADCOCK       |
| 9/21/2018           | N350PW   | Rose, Brandon | LE.AIR WILDLIFE ENF-A     | Law Enforcment - PW Code              | 2.4        | Austin           | Rockdale-Rockdale                 | Austin           | BRAXTON HARRIS PATRICK MERRIMAN JAMES ADCOCK       |
| 9/23/2018           | N350PW   | Gayler, Clint | LE.AIR TRAINING INST-A    | Training - Internal                   | 1.1        | San Marcos       | La Grange-Smithville              | Austin           | DEREK RENNSPIES CHRIS WHITE                        |
| 9/23/2018           | N350PW   | Gayler, Clint | LE.AIR WILDLIFE ENF-A     | Law Enforcment - PW Code              | 2          | Austin           |                                   | San Marcos       |  |
| 9/25/2018           | N52854   | Reed, Bryan   | LE.AIR INLAN FSH FLIGHT-A | Photo Non-LE                          | 4          | Austin           | Jasper-Conroe                     | Austin           |  |
| 9/27/2018           | N52854   | Havis, Dwayne | LE.AIR TRANSPORT-A        | Executive Transport                   | 3.3        | Austin           | Jasper                            | Austin           |  |
| 9/28/2018           | N52854   | Rose, Brandon | LE.AIR TRAINING INST-L    | Training - Internal                   | 5.8        | Austin           | Ballinger-Dalhart-Lubbock         | Dalhart          | CARTER SMITH CLAYTON WOLF R.R.SCOT                 |
| 9/29/2018           | N52854   | Rose, Brandon | LE.AIR PRONGHORN REG-A    | Law Enforcment - PW Code              | 4.6        | Dalhart          |                                   | Dalhart          | SHANE LEWIS  |
| 9/30/2018           | N52854   | Rose, Brandon | LE.AIR PRONGHORN REG-A    | Law Enforcment - PW Code              | 6.3        | Dalhart          | Dalhart                           | Austin           | MATT MARSHALL                                      |
| 10/3/2018           | N52854   | Gayler, Clint | LE.AIR INLAN FSH FLIGHT-A | Environmental                         | 7          | Austin           | Jasper-Jasper                     | Austin           | MATT MARSHALL                                      |
| 10/4/2018           | N52854   | Havis, Dwayne | LE.AIR GAME BIRD/ANIMAL-A | Law Enforcment - PW Code              | 5.8        | Austin           | Abilene-Abilene-Abilene           | Abilene          | DAN ASH THOMAS DECKER                              |
| 10/5/2018           | N52854   | Havis, Dwayne | LE.AIR GAME BIRD/ANIMAL-A | Law Enforcment - PW Code              | 6          | Abilene          | Haskell-Haskell-Vernon-Vernon     | Austin           | JAKE MOR KYLE NEVINS KEVIN BLACKMAN JAKE SIMMERING |
| 10/10/2018          | N350PW   | Gayler, Clint | LE.AIR MAINT AIRCRAFT-L   | Maintenance                           | 0.5        | Austin           | Austin                            | Austin           | DUSTIN FAVOR CLAY ARMSTRONG DYKE MC MAHAN          |
| 10/10/2018          | N350PW   | Gayler, Clint | LE.AIR TRAINING INST-A    | Training - Internal                   | 1.3        | Junction         | San Marcos-Lockhart               | Austin           |  |
| 10/10/2018          | N350PW   | Gayler, Clint | LE.AIR HELI SEARCH RESC-A | Search and Rescue                     | 3.7        | Austin           | Junction-Junction                 | Junction         | COURTNEY CANTU RACHEL KELLN CARTER BALL            |
| 10/11/2018          | N52854   | Havis, Dwayne | LE.AIR MEETING-L          | Executive Transport                   | 2.5        | Austin           | Houston                           | Austin           | COURTNEY CANTU RACHEL KELLN CARTER BALL            |
| 10/11/2018          | N350PW   | Reed, Bryan   | LE.AIR HELI SEARCH RESC-A | Search and Rescue                     | 6.7        | Austin           | Junction-Junction                 | Austin           | CARTER SMITH                                       |
| 10/12/2018          | N350PW   | Rose, Brandon | LE.AIR ASSIST AGENCIES-A  | Environmental                         | 3.7        | Austin           | Granbury-Granbury                 | Austin           | JEFF CARTER QUINN JONES                            |
| 10/12/2018          | N52854   | Havis, Dwayne | LE.ENF WILDLIFE ENF-A     | Surveillance                          | 5.3        | Austin           | Jasper                            | Jasper           | TROY WEATHERHEAD MICHAEL SESSIONS                  |
| 10/13/2018          | N52854   | Havis, Dwayne | LE.ENF WILDLIFE ENF-A     | Surveillance                          | 0.8        | Jasper           |                                   | Jasper           | JUSTIN EDDINS                                      |



**Texas Parks and Wildlife Department (802)**  
**Schedule of Aircraft Operation (Continued)**  
 For the fiscal year ended August 31, 2019

| AIRCRAFT TRAVEL LOG |        |               |                           |                                       |     |            |  |             |   |
|---------------------|--------|---------------|---------------------------|---------------------------------------|-----|------------|--|-------------|---|
| 10/14/2018          | N52854 | Havis, Dwayne | LE.AIR WILDLIFE ENF-A     | Patrol                                | 1.9 | Jasper     |  | Austin      | JUSTIN EDDINS   |
| 10/16/2018          | N350PW | Gayler, Clint | LE.DIS DISASTER RESPON-A  | Search and Rescue                     | 2.7 | Austin     | Burnet-Marble Falls-Marble Falls   | Austin      |   |
| 10/17/2018          | N350PW | Rose, Brandon | LE.AIR HELI SEARCH RESC-A | Search and Rescue                     | 0.3 | Austin     |  | Austin      |   |
| 10/20/2018          | N350PW | Reed, Bryan   | LE.AIR GENERAL IE-L       | Public Relations                      | 1.8 | Austin     | San Angelo   | San Angelo  |   |
| 10/20/2018          | N350PW | Reed, Bryan   | LE.AIR WILDLIFE ENF-A     | Law Enforcment - PW Code              | 2.9 | San Angelo | San Angelo   | Austin      | DAVID HOPKINS   |
| 10/23/2018          | N350PW | Gayler, Clint | LE.AIR TRAINING INST-A    | Training - Internal                   | 2.2 | Austin     |  | Austin      | DAVID HOPKINS   |
| 10/29/2018          | N52854 | Havis, Dwayne | LE.AIR WILDLIFE ENF-A     | Patrol                                | 7.9 | Austin     | Stephenville-Stephenville-Breckenridge-Breckenridge-Goldwaith-Goldwaith        | Austin      |   |
| 10/30/2018          | N350PW | Havis, Dwayne | LE.AIR ASSIST AGENCIES-A  | Law Enforcement - Assist Other Agency | 2.8 | Austin     | Marlin-Marlin  | Austin      | KIRK HORNSBY MICHAEL HEMMART CLIF WESTBROOK VANCE FLOWERS |
| 11/6/2018           | N52854 | Rose, Brandon | LE.AIR WILDLIFE ENF-A     | Law Enforcment - PW Code              | 6.6 | Austin     | Mineral Wells-Mineral Wells-Bridgeport-Bridgeport                              | Austin      | JASON CAMBELL FALLS CO. SHERRIFF                          |
| 11/7/2018           | N52854 | Rose, Brandon | LE.AIR WILDLIFE ENF-A     | Law Enforcment - PW Code              | 5.4 | Austin     | Wichita Falls-Wichita falls  | Austin      | AMELIA SPRINGER CLARK GULSBY TJ TWEEDLE DAVID PELLIZZARI  |
| 11/14/2018          | N350PW | Rose, Brandon | LE.AIR ASSIST AGENCIES-A  | Law Enforcement - Assist Other Agency | 4.1 | Austin     | Spring-Spring  | Austin      | RICHARD KEY DILLAN CONLEY                                 |
| 11/15/2018          | N52854 | Gayler, Clint | LE.AIR MAINT AIRCRAFT-L   | Maintenance                           | 0.7 | Austin     |  | Austin      | CHRISTIAN EUBANKS TREY THUMANN NICOLE MORRIS              |
| 11/16/2018          | N52854 | Gayler, Clint | LE.AIR WILDLIFE ENF-A     | Law Enforcment - PW Code              | 2.5 | Austin     |  | Levelland   | JOE COMEAUX   |
| 11/17/2018          | N350PW | Rose, Brandon | LE.AIR TRAINING STUD-A    | Training - Internal                   | 1.5 | Austin     | Giddings-La Grange-Smithville-Lockhart-Luling                                  | Austin      |   |
| 11/17/2018          | N52854 | Gayler, Clint | LE.AIR WILDLIFE ENF-A     | Law Enforcment - PW Code              | 7.4 | Levelland  | Levelland  | Levelland   |   |
| 11/18/2018          | N52854 | Gayler, Clint | LE.AIR WILDLIFE ENF-A     | Law Enforcment - PW Code              | 5.8 | Levelland  | Levelland  | Austin      | AARON SIMS  |
| 11/19/2018          | N350PW | Reed, Bryan   | LE.AIR DIS TRAINING INS-A | Training - Internal                   | 1.5 | Austin     | New Braunfels-San Marcos-Luling-Lockhart-Smithville                            | Austin      | AARON SIMS  |
| 11/20/2018          | N350PW | Havis, Dwayne | LE.AIR TRAINING INST-A    | Training - Internal                   | 2   | Austin     | Austin Executive-Smithville-Giddings-La Grange-Luling-New Braunfels-San Marcos | Lockhart    |   |
| 11/29/2018          | N350PW | Rose, Brandon | LE.AIR TRAINING STUD-A    | Training - Internal                   | 0.5 | Austin     |  | Austin      |   |
| 12/1/2018           | N52854 | Rose, Brandon | LE.AIR WILDLIFE ENF-A     | Law Enforcment - PW Code              | 6.9 | Austin     | Center-Center  | Austin      |   |
| 12/2/2018           | N52854 | Havis, Dwayne | LE.AIR WILDLIFE ENF-A     | Law Enforcment - PW Code              | 6.6 | Austin     | Center-Center  | Austin      | DOUGLAS WILLIAMS  |
| 12/5/2018           | N350PW | Rose, Brandon | LE.AIR WILDLIFE ENF-A     | Law Enforcment - PW Code              | 3   | Austin     | Columbus-Columbus-columbus   | Austin      | MIKE HANSON   |
| 12/9/2018           | N350PW | Havis, Dwayne | LE.AIR OTHER PW CODE-A    | Law Enforcment - PW Code              | 0.7 | Austin     |  | Victoria    | JOHN KOHLEFFEL CHRIS BIRD                                 |
| 12/10/2018          | N350PW | Havis, Dwayne | LE.AIR OTHER PW CODE-A    | Law Enforcment - PW Code              | 3   | Victoria   |  | Port Lavaca |   |
| 12/10/2018          | N350PW | Havis, Dwayne | LE.AIR ASSIST AGENCIES-A  | Law Enforcement - Assist Other Agency | 4.6 | Austin     | Tomball-Tomball  | Austin      |   |
| 12/14/2018          | N350PW | Reed, Bryan   | LE.AIR INLAN FSH FLIGHT-A | Environmental                         | 4.1 | Austin     | San Marcos-Ulano-Ulano   | Austin      | J.BUCKNER T. THUMANN C. EBCNKS                            |



**Texas Parks and Wildlife Department (802)**  
**Schedule of Aircraft Operation (Continued)**  
 For the fiscal year ended August 31, 2019

| AIRCRAFT TRAVEL LOG |        |               |                           |                                       |     |              |  |              |  |
|---------------------|--------|---------------|---------------------------|---------------------------------------|-----|--------------|--|--------------|--|
| 12/15/2018          | N52854 | Rose, Brandon | LE.AIR WILDLIFE ENF-A     | Law Enforcment - PW Code              | 5   | Austin       | Georgetown-Cameron-Georgetown  | Austin       | RYAN MCGILICUDDY JOHN BOTROS TYSON BROAD   |
| 12/17/2018          | N52854 | Reed, Bryan   | LE.AIR MIGRAT GAME BIRD-A | Wildlife Survey                       | 6.6 | Austin       | Beaumont-Beaumont  | Wharton      | SCOTT JURK   |
| 12/18/2018          | N52854 | Reed, Bryan   | LE.AIR MIGRAT GAME BIRD-A | Wildlife Survey                       | 2.3 | Wharton      | Wharton  | Austin       | STEPHEN MCDOWELL BEN DUPLCHAIN   |
| 12/20/2018          | N350PW | Gayler, Clint | LE.AIR TRAINING INST-A    | Training - Internal                   | 1.3 | Austin       | Austin Executive-Giddings-Smithville-Luling-Lockhart                   | Austin       | STEPHEN MCDOWELL OWEN BEST   |
| 12/21/2018          | N52854 | Gayler, Clint | LE.AIR WILDLIFE ENF-A     | Law Enforcment - PW Code              | 5.8 | Austin       | Crockett-Jacksonville-Crockett   | Austin       |  |
| 12/22/2018          | N52854 | Havis, Dwayne | LE.AIR GAME BIRD/ANIMAL-A | Law Enforcment - PW Code              | 5.4 | Austin       | Mexia-Mexia  | Austin       | MARK ANDERSON BRANDON MOSELEY  |
| 12/28/2018          | N52854 | Rose, Brandon | LE.AIR WILDLIFE ENF-A     | Law Enforcment - PW Code              | 5.2 | Austin       | Waco-Waco-Temple   | Austin       | MARK ANDERSON  |
| 1/3/2019            | N52854 | Rose, Brandon | LE.AIR MAINT AIRCRAFT-L   | Maintenance                           | 0.4 | Austin       |  | Georgetown   | JASON CABELL   |
| 1/7/2019            | N52854 | Havis, Dwayne | LE.AIR MIGRAT GAME BIRD-A | Wildlife Survey                       | 6.9 | Georgetown   | Lake Jackson-Victoria  | Lake Jackson |  |
| 1/8/2019            | N350PW | Gayler, Clint | LE.AIR TRAINING INST-A    | Patrol                                | 1   | Austin       |  | Austin       | STEPHEN MCDOWELL BEN DUPLCHAIN ERNEST LOVE   |
| 1/8/2019            | N52854 | Havis, Dwayne | LE.AIR MIGRAT GAME BIRD-A | Wildlife Survey                       | 7.4 | Lake Jackson | Corpus Christi   | Lake Jackson |  |
| 1/9/2019            | N52854 | Havis, Dwayne | LE.AIR GAME BIRD/ANIMAL-A | Wildlife Survey                       | 5.5 | Lake Jackson | Tomball-Lake Jackson   | Georgetown   | STEPHEN MCDOWELL BEN DUPLCHAIN ERNEST LOVE   |
| 1/10/2019           | N350PW | Rose, Brandon | LE.AIR TRAINING STUD-A    | Training - Internal                   | 2   | Austin       | San antonio-Austin-Giddings-La grange-Smithville-Luling-Lockhart       | Austin       | STEPHEN MCDOWELL BEN DUPLCHAIN ERNEST LOVE   |
| 1/14/2019           | N52854 | Reed, Bryan   | LE.AIR MAINT AIRCRAFT-L   | Maintenance                           | 1   | Georgetown   |  | Austin       |  |
| 1/14/2019           | N350PW | Havis, Dwayne | LE.AIR OTHER PW CODE-A    | Law Enforcement - PW Code             | 4.9 | Austin       | Victoria-Victoria  | San Antonio  | JAMES ROBERTS  |
| 1/28/2019           | N350PW | Gayler, Clint | LE.AIR MAINT AIRCRAFT-L   | Maintenance                           | 0.4 | San Antonio  |  | Austin       |  |
| 1/29/2019           | N350PW | Gayler, Clint | LE.AIR TRAINING INST-A    | Training - Internal                   | 1.8 | Austin       |  | Austin       |  |
| 1/29/2019           | N350PW | Gayler, Clint | LE.AIR TRAINING INST-A    | Training - Internal                   | 1.8 | Austin       | San Marcos-New Braunfels-San Marcos-Lockhart-Luling-La Grange-Giddings | Smithville   |  |
| 1/30/2019           | N350PW | Gayler, Clint | LE.AIR ASSIST AGENCIES-A  | Environmental                         | 1.5 | Austin       | Horse shoe Bay-Horse shoe Bay  | Austin       |  |
| 2/12/2019           | N52854 | Havis, Dwayne | LE.AIR MAINT AIRCRAFT-L   | Maintenance                           | 1.9 | Austin       |  | Arlington    | MIKE MILLER JAY HALL   |
| 2/12/2019           | N350PW | Reed, Bryan   | LE.AIR ASSIST AGENCIES-A  | Environmental                         | 2.5 | Austin       | Llano-Llano  | Austin       |  |
| 2/13/2019           | N350PW | Gayler, Clint | LE.AIR ASSIST AGENCIES-A  | Environmental                         | 6.9 | Austin       | Jasper-Jasper-Jasper-Jasper-Jasper-Jasper                              | Austin       | RICK SNITKIIN RON CUNNINGHAM   |
| 2/14/2019           | N350PW | Havis, Dwayne | LE.BS1 ASSIST AGENCIES-A  | Law Enforcement - Assist Other Agency | 3.8 | Austin       | Tomball-Tomball  | Austin       | RACHAEL IGLESIAS SHERIFF MITCHELL NEWMAN ROY EDDINS TOM WEB JUSTIN EDDINS MARK ALLEN |
| 2/15/2019           | N350PW | Rose, Brandon | LE.BSP BORDER SECURITY-A  | Patrol                                | 5   | Austin       | Junction-Alpine  | Alpine       | CHRISTIAN EUBUKS NICLOE MORRIS BELMA THREIZO   |
| 2/16/2019           | N350PW | Rose, Brandon | LE.BSP BORDER SECURITY-A  | Patrol                                | 2.1 | Alpine       |  | Alpine       |  |
| 2/17/2019           | N350PW | Havis, Dwayne | LE.BSP BORDER SECURITY-A  | Patrol                                | 4.2 | Alpine       | Alpine-Marfa-Marfa   | Alpine       |  |





**Texas Parks and Wildlife Department (802)**  
**Schedule of Aircraft Operation (Continued)**  
 For the fiscal year ended August 31, 2019

| AIRCRAFT TRAVEL LOG |        |               |                           |                                       |     |                 |   |                 |  |
|---------------------|--------|---------------|---------------------------|---------------------------------------|-----|-----------------|---|-----------------|--|
| 2/18/2019           | N350PW | Gayler, Clint | LE.AIR TRAINING INST-A    | Training - Internal                   | 1.4 | Austin          | Smithville-Giddings-La Grange-Luling-Lockhart | Austin          | CLINT HUNT TREVOR PEVEHOUSE                |
| 2/18/2019           | N350PW | Rose, Brandon | LE.BSP BORDER SECURITY-A  | Patrol                                | 2.3 | Alpine          |   | Austin          |  |
| 2/20/2019           | N52854 | Reed, Bryan   | LE.AIR TRANSPORT-A        | Admin                                 | 2   | Arlington       | Arlington                                     | Austin          |  |
| 2/20/2019           | N350PW | Gayler, Clint | LE.AIR MAINT AIRCRAFT-L   | Maintenance                           | 3   | Austin          | Arlington-Grand Prairie-Arlington             | Austin          |  |
| 3/4/2019            | N350PW | Reed, Bryan   | LE.AIR MAINT AIRCRAFT-L   | Maintenance                           | 0.2 | Austin          |   | Austin          |  |
| 3/5/2019            | N350PW | Gayler, Clint | LE.AIR TRAINING INST-A    | Training - Internal                   | 1.3 | Austin          | Smithville-Giddings-La Grange-Luling-Lockhart | Austin          | DANIEL MARTINEZ                            |
| 3/13/2019           | N350PW | Reed, Bryan   | LE.AIR OTHER PW CODE-A    | Law Enforcement - Non PW Code         | 0.8 | Austin          |   | Austin          |  |
| 3/14/2019           | N350PW | Rose, Brandon | LE.BSP BORDER SECURITY-A  | Patrol                                | 5   | Austin          | Ingleside-Port Aransas-Port Aransas-Ingleside | Ingleside       | JONATHAN GRAY MIKE DURAND                  |
| 3/15/2019           | N350PW | Rose, Brandon | LE.BSP BORDER SECURITY-A  | Patrol                                | 2   | Ingleside       | Port aransas-Port aransas                     | Ingleside       | MELINDA RAMOS                              |
| 3/15/2019           | N52854 | Gayler, Clint | LE.AIR TRAINING INST-A    | Training - Internal                   | 2.7 | Austin          | Port Aransas-Ingleside                        | Austin          | AUDRA ROSEBROOK                            |
| 3/16/2019           | N350PW | Rose, Brandon | LE.AIR ASSIST AGENCIES-A  | Law Enforcement - Assist Other Agency | 0.4 | S. Padre Island |   | S. Padre Island |  |
| 3/16/2019           | N350PW | Rose, Brandon | LE.BSP BORDER SECURITY-A  | Patrol                                | 2.7 | Ingleside       | S. Padre Island-S. Padre Island-Port Isabel   | Ingleside       | JAKE MORT SHANE HORROCKS                   |
| 3/17/2019           | N350PW | Rose, Brandon | LE.BSP BORDER SECURITY-A  | Patrol                                | 1.2 | Ingleside       |   | Austin          | JAKE MORT SHANE HORROCKS                   |
| 3/19/2019           | N52854 | Havis, Dwayne | LE.AIR DIS TRAINING INS-A | Training - Internal                   | 1.2 | Austin          |   | Austin          |  |
| 3/19/2019           | N52854 | Reed, Bryan   | LE.AIR TRAINING INST-A    | Training - Internal                   | 1.9 | Austin          |   | Austin          |  |
| 3/21/2019           | N52854 | Rose, Brandon | LE.AIR TRAINING INST-A    | Training - Internal                   | 1.8 | Austin          | Fredericksburg                                | Austin          |  |
| 3/22/2019           | N52854 | Havis, Dwayne | LE.AIR DIS TRAINING INS-A | Training - Internal                   | 0.7 | Austin          |   | Austin          |  |
| 3/28/2019           | N52854 | Rose, Brandon | LE.AIR MAINT AIRCRAFT-L   | Maintenance                           | 0.7 | Austin          |   | Austin          |  |
| 3/29/2019           | N350PW | Gayler, Clint | LE.AIR PENAL CODE ENF-L   | Patrol                                | 1.5 | Austin          |   | Austin          |  |
| 4/4/2019            | N350PW | Gayler, Clint | LE.SAR TRAINING INST-A    | Training - Internal                   | 0.5 | Smithville      | Giddings                                      | La Grange       |  |
| 4/4/2019            | N350PW | Gayler, Clint | LE.AIR OTHER PW CODE-A    | Law Enforcement - PW Code             | 0.6 | La Grange       |   | Austin          |  |
| 4/4/2019            | N350PW | Gayler, Clint | LE.AIR HELI SEARCH RESC-A | Search and Rescue                     | 2.8 | Austin          | Offsite-Offsite-Killeen                       | Smithville      |  |
| 4/8/2019            | N52854 | Havis, Dwayne | LE.AIR MIGRAT GAME BIRD-A | Wildlife Survey                       | 6.7 | Austin          | Beaumont-Lake Jackson                         | Victoria        |  |
| 4/9/2019            | N52854 | Havis, Dwayne | LE.AIR GAME BIRD/ANIMAL-A | Wildlife Survey                       | 6.7 | Victoria        | Corpus Christi                                | Corpus Christi  | STEPHEN MCDOWELL ERNEST LOVE BEN DUPLCHAIN |
| 4/10/2019           | N52854 | Havis, Dwayne | LE.AIR GAME BIRD/ANIMAL-A | Wildlife Survey                       | 8.8 | Corpus Christi  | Victoria-Beaumont                             | Austin          | STEPHEN MCDOWELL ERNEST LOVE BEN DUPLCHAIN |
| 4/11/2019           | N350PW | Reed, Bryan   | LE.AIR RECRUITING-L       | Public Relations                      | 1.5 | Austin          | Columbus                                      | Austin          | STEPHEN MCDOWELL ERNEST LOVE BEN DUPLCHAIN |
| 4/12/2019           | N52854 | Rose, Brandon | LE.AIR MEETING-L          | Training - Internal                   | 5   | Austin          | Lubbock                                       | Austin          | JOHN KOHLEFFEL DAVID SOLIS                 |



**Texas Parks and Wildlife Department (802)**  
**Schedule of Aircraft Operation (Continued)**  
 For the fiscal year ended August 31, 2019

| AIRCRAFT TRAVEL LOG |        |               |                           |                                       |     |                |   |                |  |
|---------------------|--------|---------------|---------------------------|---------------------------------------|-----|----------------|---|----------------|--|
| 4/13/2019           | N350PW | Rose, Brandon | LE.AIR GENERAL IE-L       | Public Relations                      | 0.7 | Austin         |   | Lampasas       | BRENT SATSKY   |
| 4/13/2019           | N350PW | Rose, Brandon | LE.AIR HELI SEARCH RESC-A | Search and Rescue                     | 5.7 | Lampasas       | Mexia-Jacksonville-Lampasas                           | Austin         |  |
| 4/14/2019           | N350PW | Havis, Dwayne | LE.AIR HELI SEARCH RESC-A | Search and Rescue                     | 4   | Austin         | Austin-Austin-Corpus Christi                          | Austin         |  |
| 4/16/2019           | N52854 | Rose, Brandon | LE.AIR TRAINING INST-A    | Training - Internal                   | 3   | Austin         | Mesquite  | Austin         |  |
| 4/17/2019           | N350PW | Rose, Brandon | LE.AIR GENERAL IE-L       | Public Relations                      | 1   | Austin         | Columbus  | Austin         | SERGIO BALZADUA  |
| 4/18/2019           | N52854 | Havis, Dwayne | LE.AIR TRANSPORT-A        | Executive Transport                   | 3.2 | Austin         | Decatur   | Austin         |  |
| 4/18/2019           | N350PW | Gayler, Clint | LE.AIR TRAINING INST-A    | Training - Internal                   | 3.8 | Austin         | Offsite-Castroville-Offsite                           | Austin         | CARTER SMITH CLAYTON WOLF                                      |
| 4/19/2019           | N350PW | Havis, Dwayne | LE.AIR ASSIST AGENCIES-A  | Law Enforcement - Assist Other Agency | 3.8 | Austin         | Coutlla   | Austin         |  |
| 4/22/2019           | N350PW | Gayler, Clint | LE.AIR OTHER ENV INVEST-A | Environmental                         | 3.6 | Austin         | Columbus-Bay City-Columbus                            | Austin         | COLTON THOMAS ROBERT ZERR                                      |
| 4/25/2019           | N350PW | Reed, Bryan   | LE.AIR ASSIST AGENCIES-A  | Law Enforcement - Assist Other Agency | 5.2 | Austin         | Lufkin-San Augustine-Lufkin                           | Austin         | CHRISTIAN EUBUKS TREY THUMANN CASIMIR ONWALEG                  |
| 4/27/2019           | N350PW | Reed, Bryan   | LE.AIR RECRUITING-L       | Public Relations                      | 0.9 | Austin         | Seguin  | Austin         | TOM JENKINS JOHN WELCH JEFF BOYD HEATH BRAGG ROBERT CARTWRIGHT |
| 5/1/2019            | N350PW | Gayler, Clint | LE.AIR ASSIST AGENCIES-A  | Law Enforcement - Assist Other Agency | 3.7 | Austin         | Karnes Co   | Austin         |  |
| 5/4/2019            | N350PW | Gayler, Clint | LE.AIR HELI SEARCH RESC-A | Search and Rescue                     | 1.2 | San Marcos     | Austin  | Austin         |  |
| 5/4/2019            | N350PW | Gayler, Clint | LE.AIR HELI SEARCH RESC-A | Flood                                 | 2   | Austin         | Smithville  | San Marcos     |  |
| 5/5/2019            | N350PW | Gayler, Clint | LE.AIR TRAINING INST-A    | Training - Internal                   | 1.3 | Austin         | Lockhart-San Marcos-New Braunfels-Luling-Smithville   | Austin         |  |
| 5/6/2019            | N52854 | Rose, Brandon | LE.AIR TRANSPORT-A        | Executive Transport                   | 2.7 | Austin         | Athens  | Austin         |  |
| 5/12/2019           | N350PW | Havis, Dwayne | LE.AIR TRAINING INST-A    | Training - Internal                   | 1.4 | Austin         | Lockhart-Luling-LaGrange-Giddings-Smithville          | Austin         | CARTER SMITH CLAYTON WOLF MATT WAGNER                          |
| 5/15/2019           | N350PW | Rose, Brandon | LE.AIR TRAINING STUD-A    | Training - Internal                   | 1.4 | Austin         | Giddings-La grange-Smithville-Luling-Lockhart         | Austin         |  |
| 5/16/2019           | N52854 | Havis, Dwayne | LE.AIR TRANSPORT-A        | Maintenance                           | 0.7 | Austin         |   | Austin         |  |
| 5/22/2019           | N350PW | Reed, Bryan   | LE.AIR TRAINING INST-A    | Training - Internal                   | 1.1 | Austin         | Lockhart-San Marcos-New Braunfels-San Marcos-Lockhart | Austin         |  |
| 5/24/2019           | N350PW | Reed, Bryan   | LE.AIR OTHER PW CODE-A    | Law Enforcement - PW Code             | 2.4 | Austin         | San Marcos  | Austin         |  |
| 5/25/2019           | N350PW | Havis, Dwayne | LE.AIR OTHER PW CODE-A    | Law Enforcement - PW Code             | 3.8 | Austin         | Austin-Austin   | Austin         |  |
| 5/26/2019           | N350PW | Rose, Brandon | LE.AIR HELI SEARCH RESC-A | Patrol                                | 2.2 | Austin         | Rosebud-Rosebud-Austin                                | Austin         |  |
| 5/26/2019           | N350PW | Rose, Brandon | LE.AIR HELI SEARCH RESC-A | Search and Rescue                     | 3   | Rosebud        | Granbury  | Waco           | JASON CAMPBELL CLARK   |
| 5/27/2019           | N350PW | Gayler, Clint | LE.AIR OTHER PW CODE-A    | Law Enforcement - Non PW Code         | 0.7 | San Marcos     |   | Austin         | JASON CAMPBELL CLARK   |
| 5/27/2019           | N350PW | Gayler, Clint | LE.AIR OTHER PW CODE-A    | Law Enforcement - Non PW Code         | 1.8 | Austin         |   | Fredericksburg | RYAN MCGINLEY  |
| 5/27/2019           | N350PW | Gayler, Clint | LE.AIR OTHER PW CODE-A    | Law Enforcement - Non PW Code         | 2.2 | Fredericksburg |   | San Marcos     | RYAN MCGINLEY  |



**Texas Parks and Wildlife Department (802)**  
**Schedule of Aircraft Operation (Continued)**  
 For the fiscal year ended August 31, 2019

| AIRCRAFT TRAVEL LOG |        |               |                           |                                       |     |                   |  |                   |  |
|---------------------|--------|---------------|---------------------------|---------------------------------------|-----|-------------------|--|-------------------|--|
| 6/3/2019            | N52854 | Gayler, Clint | LE.AIR PRONGHORN REG-A    | Wildlife Survey                       | 5.6 | Austin            | Pampa                                  | Pampa             | RYAN MCGINLEY  |
| 6/4/2019            | N52854 | Gayler, Clint | LE.AIR PRONGHORN REG-A    | Wildlife Survey                       | 6.3 | Pampa             | Pampa-Amarillo-Pampa                   | Pampa             | CHADD MALONE MATT POOLE  |
| 6/5/2019            | N52854 | Gayler, Clint | LE.AIR PRONGHORN REG-A    | Wildlife Survey                       | 6.1 | Pampa             | Pampa                                  | Pampa             | CHADD MALONE DANA WRIGHT MATT POOLE  |
| 6/6/2019            | N350PW | Reed, Bryan   | LE.AIR ASSIST AGENCIES-A  | Law Enforcement - Assist Other Agency | 1.5 | Austin            | Georgetown                             | Austin            | CHADD MALONE DANA WRIGHT   |
| 6/6/2019            | N350PW | Reed, Bryan   | LE.AIR TRAINING INST-A    | Training - External Agency            | 2   | Austin            | XS Ranch-XS Ranch                      | Austin            |  |
| 6/6/2019            | N52854 | Gayler, Clint | LE.AIR PRONGHORN REG-A    | Wildlife Survey                       | 6   | Pampa             | Pampa                                  | Pampa             |  |
| 6/7/2019            | N52854 | Gayler, Clint | LE.AIR PRONGHORN REG-A    | Wildlife Survey                       | 4.4 | Pampa             | Pampa                                  | Austin            | CHADD MALONE DANA WRIGHT   |
| 6/8/2019            | N350PW | Rose, Brandon | LE.AIR GENERAL IE-L       | Public Relations                      | 1.4 | Austin            | Sealy                                  | Austin            | CHADD MALONE DANA WRIGHT   |
| 6/10/2019           | N350PW | Gayler, Clint | LE.AIR HELI SEARCH RESC-A | Search and Rescue                     | 1.1 | Austin            | Lake Pflugerville                      | Lake Pflugerville |  |
| 6/10/2019           | N350PW | Gayler, Clint | LE.AIR ASSIST AGENCIES-A  | Law Enforcement - Assist Other Agency | 1.3 | Lake Pflugerville |  | Austin            | KELSEY ELLIS   |
| 6/10/2019           | N52854 | Rose, Brandon | LE.AIR PRONGHORN REG-A    | Wildlife Survey                       | 6.4 | Austin            | Pampa                                  | Pampa             | KELSEY ELLIS   |
| 6/11/2019           | N350PW | Reed, Bryan   | LE.SUP TRAINING INST-A    | Training - Internal                   | 1.9 | Austin            |  | Austin            | CHADD MALONE SIERRA PATTERSON  |
| 6/11/2019           | N52854 | Rose, Brandon | LE.AIR PRONGHORN REG-A    | Wildlife Survey                       | 3.7 | Pampa             |  | Pampa             |  |
| 6/12/2019           | N350PW | Reed, Bryan   | LE.AIR TRAINING INST-A    | Search and Rescue                     | 5.7 | Austin            | Galveston-Galveston-Galveston          | Austin            | CHADD MALONE SIERRA PETERSON   |
| 6/13/2019           | N350PW | Rose, Brandon | LE.AIR MAINT AIRCRAFT-L   | Maintenance                           | 6.5 | Austin            | Abilene-Pampa-Abilene                  | Austin            |  |
| 6/14/2019           | N350PW | Havis, Dwayne | LE.AIR OTHER PW CODE-A    | Law Enforcement - PW Code             | 1.7 | Austin            |  | Austin            |  |
| 6/25/2019           | N52854 | Havis, Dwayne | LE.AIR OTHER PW CODE-A    | Maintenance                           | 0.4 | Pampa             |  | Pampa             |  |
| 6/26/2019           | N52854 | Havis, Dwayne | LE.AIR GAME BIRD/ANIMAL-A | Wildlife Survey                       | 8   | Pampa             | Perryton-Pampa                         | Pampa             |  |
| 6/27/2019           | N350PW | Rose, Brandon | LE.AIR MAINT AIRCRAFT-L   | Maintenance                           | 0.2 | Austin            |  | Austin            | NICOLE RICHARDSON CHADD MALONE   |
| 6/27/2019           | N350PW | Rose, Brandon | LE.AIR MAINT AIRCRAFT-L   | Maintenance                           | 0.9 | Austin            |  | Austin            |  |
| 6/27/2019           | N52854 | Havis, Dwayne | LE.AIR GAME BIRD/ANIMAL-A | Wildlife Survey                       | 7.4 | Pampa             | Perryton-Pampa                         | Pampa             | RON SCHMIDT  |
| 6/28/2019           | N350PW | Rose, Brandon |                           | Environmental                         | 4.3 | Austin            | Boerne-Kerrville-Boerne                | Austin            | NICOLE RICHARDSON CHADD MALONE<br>KRISTEN EGGERS RYAN MCGILLICUDDY LEVI SPARKS |
| 6/28/2019           | N52854 | Havis, Dwayne | LE.AIR OTHER PW CODE-A    | Wildlife Survey                       | 7.7 | Pampa             | Spearmen-Pampa                         | Austin            |  |
| 7/1/2019            | N350PW | Rose, Brandon | LE.AIR INLAN FSH FLIGHT-A | Environmental                         | 5.4 | Austin            | Llano-Fredericksburg                   | Austin            | NICOLE RICHARDSON CHADD MALONE<br>KRISTEN EGGERS RYAN MCGILLICUDDY KARIM AZIZ  |
| 7/2/2019            | N350PW | Gayler, Clint | LE.AIR OTHER ENV INVEST-A | Environmental                         | 4.2 | Austin            | Granbury-Brazos River-Granbury         | Austin            |  |
| 7/4/2019            | N350PW | Rose, Brandon | LE.AIR TRAINING STUD-A    | Training - Internal                   | 1.4 | waco              | Rosebud-cameron-rockdale-taylor-Austin | Austin            | MIKE SESSIONS DAVID BLOODWORTH   |
| 7/4/2019            | N350PW | Rose, Brandon | LE.AIR HELI SEARCH RESC-A | Search and Rescue                     | 2   | Austin            | Rosebud                                | Waco              |  |



**Texas Parks and Wildlife Department (802)**  
**Schedule of Aircraft Operation (Continued)**  
 For the fiscal year ended August 31, 2019

| AIRCRAFT TRAVEL LOG |        |               |                           |                                       |     |          |   |          |   |
|---------------------|--------|---------------|---------------------------|---------------------------------------|-----|----------|---|----------|---|
| 7/4/2019            | N350PW | Rose, Brandon | LE.AIR HELI SEARCH RESC-A | Patrol                                | 3   | Waco     | Waco  | Waco     |   |
| 7/5/2019            | N350PW | Gayler, Clint | LE.SUP TRAINING INST-A    | Training - Internal                   | 1.7 | Granbury | Hamilton-GWTC-Lampasas-Lago Vista-Lakeview                | Austin   |   |
| 7/5/2019            | N350PW | Gayler, Clint | LE.AIR OTHER PW CODE-A    | Law Enforcement - PW Code             | 3.6 | Austin   | Graham-Possum Kingdom                                     | Granbury |   |
| 7/6/2019            | N350PW | Gayler, Clint | LE.AIR OTHER PW CODE-A    | Patrol                                | 1.6 | Uvalde   | Nueces River  | Uvalde   |   |
| 7/6/2019            | N350PW | Gayler, Clint | LE.AIR OTHER PW CODE-A    | Patrol                                | 1.9 | Austin   |   | Uvalde   | SHAE GUINN RACHEL KELLNER   |
| 7/6/2019            | N350PW | Gayler, Clint | LE.AIR OTHER PW CODE-A    | Patrol                                | 2   | Uvalde   | Austin Executive  | Austin   | SHAE GUINN RACHEL KELLNER   |
| 7/7/2019            | N350PW | Havis, Dwayne | LE.AIR OTHER PW CODE-A    | Surveillance                          | 2.3 | Austin   |   | Austin   | SHAE GUINN RACHEL KELLNER   |
| 7/7/2019            | N350PW | Havis, Dwayne | LE.AIR HELI SEARCH RESC-A | Search and Rescue                     | 5.3 | Austin   | Austin-Jasper   | Austin   |   |
| 7/8/2019            | N350PW | Rose, Brandon | LE.AIR HELI SEARCH RESC-A | Search and Rescue                     | 1.6 | Austin   |   | Jasper   | JUSTIN EDDINS   |
| 7/10/2019           | N350PW | Rose, Brandon | LE.AIR MAINT AIRCRAFT-L   | Maintenance                           | 1.6 | Jasper   |   | Austin   |   |
| 7/10/2019           | N52854 | Havis, Dwayne | LE.AIR MAINT AIRCRAFT-L   | Maintenance                           | 3.7 | Austin   | Austin-Jasper   | Austin   | DANIEL MARTINEZ   |
| 7/16/2019           | N350PW | Gayler, Clint | LE.AIR OTHER ENV INVEST-A | Environmental                         | 1.9 | Austin   | Kenedy-Kenedy   | Austin   | DANIEL MARTINEZ   |
| 7/17/2019           | N350PW | Gayler, Clint | LE.AIR OTHER PW CODE-A    | Law Enforcement - Non PW Code         | 2.6 | Austin   | Kenedy  | Austin   | JACK HIGGINBOTHAM   |
| 7/18/2019           | N350PW | Reed, Bryan   | LE.AIR TRAINING INST-A    | Training - Internal                   | 1.1 | Austin   | Lockhart-San Marcos-New Braunfels-San Marcos-Lockhart     | Austin   |   |
| 7/23/2019           | N350PW | Havis, Dwayne | LE.AIR ASSIST AGENCIES-A  | Law Enforcement - Assist Other Agency | 0.7 | Austin   |   | Austin   |   |
| 7/24/2019           | N350PW | Havis, Dwayne | LE.AIR OTHER PW CODE-A    | Law Enforcement - PW Code             | 6   | Austin   | Beaumont-J D Murphy WMA-Murphy WMA-Murphy WMA-Beaumont    | Austin   | RANDY MCMILLIAN JAMES DAVENPORT   |
| 7/25/2019           | N350PW | Havis, Dwayne | LE.AIR OTHER PW CODE-A    | Law Enforcement - PW Code             | 5.6 | Austin   | Anahuac-Anahuac-Anahuac                                   | Austin   | RANDY BUTTON JON WARNER   |
| 7/29/2019           | N350PW | Gayler, Clint | LE.AIR ASSIST AGENCIES-A  | Law Enforcement - Assist Other Agency | 4.6 | Austin   | Beeville-Beeville-Beeville                                | Austin   | JON WARNER RANDY BUTTON DUSTIN DOCKERY  |
| 7/30/2019           | N350PW | Reed, Bryan   | LE.AIR OTHER PW CODE-A    | Law Enforcement - PW Code             | 2.8 | Austin   | Brenham-Brenham   | Austin   | STEVE LINAM   |
| 7/31/2019           | N52854 | Reed, Bryan   | LE.AIR TRAINING INST-A    | Training - Internal                   | 1.7 | Austin   |   | Austin   | KYLE YODER DAVID DUDENHOEFFER   |
| 7/31/2019           | N350PW | Havis, Dwayne | LE.AIR OTHER PW CODE-A    | Law Enforcement - PW Code             | 5.6 | Austin   | Anahuac-Anahuac-Anahuac                                   | Austin   |   |
| 8/1/2019            | N350PW | Havis, Dwayne | LE.AIR OTHER PW CODE-A    | Public Relations                      | 0.6 | Austin   | Port Venture  | Austin   | JON WARNER RANDY BUTTON   |
| 8/2/2019            | N350PW | Gayler, Clint | LE.AIR TRAINING STUD-A    | Training - Internal                   | 3.8 | Austin   | Austin-Lampasas-Hamilton-Lampasas-Lampasas-Austin         | Austin   |   |
| 8/5/2019            | N350PW | Gayler, Clint | LE.AIR ASSIST AGENCIES-A  | Law Enforcement - Assist Other Agency | 1.4 | Austin   | Rockdale-Rockdale   | Austin   |   |
| 8/5/2019            | N350PW | Gayler, Clint | LE.AIR INLAN FSH FLIGHT-A | Environmental                         | 4   | Austin   | San Marcos-San Marcos-San Marcos                          | Austin   | DERRICK RENSPIES JOHN PINIAGUA RYAN MCGILLICUDDY KRISTEN EGGERS JOSEPH YGLESIAS |
| 8/6/2019            | N350PW | Havis, Dwayne | LE.AIR OTHER PW CODE-A    | Training - Internal                   | 2   | Austin   | Walsh Trails-Taylor-Giddings-LaGrange-Smithville-Lockhart | Austin   | DERRICK RENSPIES JOHN PINIAGUA RYAN MCGILLICUDDY KRISTEN EGGERS JOSEPH YGLESIAS |






**Texas Parks and Wildlife Department (802)**  
**Schedule of Aircraft Operation (Concluded)**  
 For the fiscal year ended August 31, 2019

| AIRCRAFT TRAVEL LOG |        |               |                           |                     |              |        |   |        |  |
|---------------------|--------|---------------|---------------------------|---------------------|--------------|--------|---|--------|--|
| 8/6/2019            | N350PW | Gayler, Clint | LE.SAR TRAINING INST-A    | Training - Internal | 2.2          | Austin | Smithville-Smithville-Smithville-Smithville | Austin |  |
| 8/8/2019            | N350PW | Reed, Bryan   | LE.AIR INLAN FSH FLIGHT-A | Environmental       | 3.2          | Austin | San Marcos-San Marcos                       | Austin |  |
| 8/9/2019            | N350PW | Rose, Brandon | LE.AIR INLAN FSH FLIGHT-A | Environmental       | 4.7          | Austin | San Marcos-Kerrville-Kerrville-San Marcos   | Austin | RYAN MCGILLICUDDY KRISTEN EGGERS JOHN BOTROS |
| 8/12/2019           | N350PW | Reed, Bryan   | LE.AIR HELI SEARCH RESC-A | Search and Rescue   | 4.7          | Austin | Waco  | Austin | KRISTEN EGGERS RYAN MCGILLICUDDY KARIM AZIZ  |
| 8/15/2019           | N52854 | Havis, Dwayne | LE.AIR TRANSPORT-A        | Executive Transport | 2.9          | Austin | Abilene                                     | Austin | BRIAN SRBA                                   |
| 8/23/2019           | N350PW | Reed, Bryan   | LE.AIR MAINT AIRCRAFT-L   | Maintenance         | 0.4          | Austin |   | Austin | CARTER SMITH CLAYTON WOLF                    |
| 8/29/2019           | N52854 | Havis, Dwayne | LE.AIR TRANSPORT-A        | Executive Transport | 3.2          | Austin | Beaumont                                    | Austin | RON SCHMIDT JOE COMEAUX                      |
| 8/30/2019           | N350PW | Reed, Bryan   | LE.AIR MAINT AIRCRAFT-L   | Maintenance         | 0.1          | Austin |   | Austin | CARTER SMITH CHARLES BONDS                   |
|                     |        |               |                           | <b>Total Time</b>   | <b>595.1</b> |        |   |        |  |



**Texas Parks and Wildlife Department (802)**  
**Schedule of Itemized Purchases**  
 For the fiscal year ended August 31, 2019

| PURCHASE DESCRIPTION  | PURCHASE AMOUNT | VENDOR NAME  | JUSTIFICATION FOR PROPRIETARY PURCHASE  |
|---|-----------------|--|---|
| Seagrass Billboard Rental located in Galveston/Houston Texas  | \$7,150.00      | OUTFRONT MEDIA INC   | Outfront Media uniquely meets the needs we require. Billboard rental is unique to location of the billboard. Each company has their billboards they rent in specific locations and cost based on the vehicle traffic for that particular location. The signs that we are renting are located near navigable waters or boat ramps where seagrass is plentiful and awareness is needed and has potential to reach a larger number of boaters. The billboards are rented during high boating season to remind everyone of the seagrass restrictions.             |
| Song Meters for NE TX Harvest Information Program (HIP) Monitoring Project  | \$12,263.40     | WILDLIFE ACOUSTICS INC   | Wildlife Acoustics is the only bioacoustics equipment provider that designs and molds enclosures from the ground up, rather than modifying off-the-self housings.   |
| Seagrass Billboard Rental in Rio Grande Valle, TX   | \$4,745.00      | LAMAR COMPANIES  | Lamar Companies uniquely meets the needs we require. Billboard rental is unique to location of the billboard. Each company has their billboards they rent in specific locations and cost based on the vehicle traffic for that particular location. The signs that we are renting are located near navigable waters or boat ramps where seagrass is plentiful and awareness is needed and has potential to reach a larger number of boaters. The billboards are rented during high boating season to remind everyone of the seagrass restrictions.            |
| Billboard Rental in Mathis, TX (12 weeks commencing on 5/15/2019 thru 08/06/2019)   | \$5,324.00      | COOPER OUTDOOR ADVERTISING INC                                 | Cooper Outdoor Advertising uniquely meets the needs we require. Billboard rental is unique to location of the billboard. Each company has their billboards they rent in specific locations and cost based on the vehicle traffic for that particular location. The signs that we are renting are located near navigable waters or boat ramps where seagrass is plentiful and awareness is needed and has potential to reach a larger number of boaters. The billboards are rented during high boating season to remind everyone of the seagrass restrictions. |
| Field service contract for automated pipettors used in the genetics lab   | \$5,362.00      | BIO TEK INSTRUMENTS INC  | Bio Tek Instruments, Inc is the sole provider of authorized, factory trained, certified services for this equipment. Bio Tek Instruments, Inc. is the only authorized source of the replacement parts that may be required for equipment maintenance and repairs.   |
| Radio Advertisement for Garner State Park open vacancies  | \$7,980.00      | IHEARTMEDIA + ENTERTAINMENT INC DBA CLEAR CHANNEL BROADCASTING | iHeart Media Productions owns several radio stations (including Spanish) in the local communities. They have the ability to reach a much larger audience in an effort to increase recruitment purposes.   |
| Telemate Predictive Unified Communications (UC) Analytics Single Wire Multi-Switch (SWM) Upgrade for IT and FR/AP                   | \$13,416.00     | TELEMATE NET SOFTWARE LLC                                      | Telemate's Predictive UC Analytics is, to the best of our knowledge, the only software package that will work with TPWD's legacy phone systems and current Cisco Call Manager. The software also provides remote download of phone billing information from DIR.  |
| BigDye Terminator v3.1 Cycle Sequencing kit for use in the genetics lab at Perry R. Bass Marine Fisheries Research Station (MFRS)   | \$8,104.46      | LIFE TECHNOLOGIES CORP   | Life Technologies is used by the genetics staff at Perry R. Bass MFRS to generate DNA sequences for multiple projects in our genetics lab using our DNA sequencer. Because of the unique chemistry involved in the sequencing reaction that is designed for our specific sequencer, we are unable to use any other type of sequencing kit than what is provided by Life Technologies (same entity as Applied Biosystems/ThermoFisher Scientific).   |
| Software upgrades for the ABI 3500 capillary electrophoresis instrument located in the Analytical Services Lab in San Marcos, Texas | \$9,431.00      | LIFE TECHNOLOGIES CORP   | Life Technologies is used by the genetics staff at Perry R. Bass MFRS to generate DNA sequences for multiple projects in our genetics lab using our DNA sequencer. Because of the unique chemistry involved in the sequencing reaction that is designed for our specific sequencer, we are unable to use any other type of sequencing kit than what is provided by Life Technologies (same entity as Applied Biosystems/ThermoFisher Scientific).   |
| SAFE Boat Cover and Collar Kit for Vessels  | \$9,059.06      | SAFE BOATS INTERNATIONAL                                       | SAFE Boat International LLC, is the sole provider of the 23' SAFE boat and the only one capable of fulfilling the agreement enacted by the Texas Attorney General's Office and agreed upon by the agency.   |



**Texas Parks and Wildlife Department (802)**  
**Schedule of Itemized Purchases (Concluded)**  
 For the fiscal year ended August 31, 2019

| PURCHASE DESCRIPTION  | PURCHASE AMOUNT | VENDOR NAME                  | JUSTIFICATION FOR PROPRIETARY PURCHASE   |
|---|-----------------|------------------------------|--|
| Web-based Advertising of State Parks on TourTexas.com   | \$7,911.00      | AJR PUBLISHING LLC           | AJR media group is the sole source of the www.TourTexas.com website and as such is the sole entity capable of creating and/or hosting pages on this web domain. State Parks maintains a single page listing on TourTexas.com, promoting the state park system as a whole.  |
| BigDye Terminator v3.1 Cycle Sequencing kit for use in the genetics lab at PR Bass MFRS                               | \$10,669.50     | LIFE TECHNOLOGIES CORP       | Life Technologies is used by the genetics staff at Perry R. Bass MFRS to generate DNA sequences for multiple projects in our genetics lab using our DNA sequencer. Because of the unique chemistry involved in the sequencing reaction that is designed for our specific sequencer, we are unable to use any other type of sequencing kit than what is provided by Life Technologies (same entity as Applied Biosystems/ThermoFisher Scientific).  |
| Feed for Longhorn/Bison Herds   | \$4,830.28      | PALMER FEED AND SUPPLY INC   | San Angelo State Park buys directly from this Mill by the ton on an as needed basis for a mixed blend of 20% alfalfa meal, 17% protein, 30% cotton seed meal, 50% grain and includes molasses, a low inclusion binder and a vitamin/mineral package. This feed is a blend that is easily digestible to limit gut malfunctions within the herd. As with any animal, a sudden change in feed affects the animals overall health which would not be beneficial to the State if this herd were to become sickly. Also, due to the longevity of utilizing Palmer Feed & Supply, Inc. they do not charge a fee to deliver on an as needed basis to the Park, which is an additional cost savings to the State. |
| Quarterly newsletter submission for Hunter Education  | \$14,132.00     | FOCUS GROUP INC              | Focus Group Inc is the publisher, holder of all copyrights and sole source for the publication of the IHEA-USA Journal which will include the insertion of the Hunter Education Target Talk Newsletter.  |
| Shade Shelter (pre-fabricated, 10-ft x 20-ft x 7-ft, rated at 70-mph wind load Model: Breeze Port by Kwik-Bilt, Inc.) | \$22,680.00     | MCHONE METAL FABRICATORS INC | McHone Metal Fabricators, Inc. is the only supplier that can provide these shelters.   |
| Passive Integrated Transponders-Guadalupe Bass project  | \$13,698.50     | BIOMARK INC                  | BIOMARK is the only source that supplies the HPT9 tags for tagging and releasing wild caught fish.   |

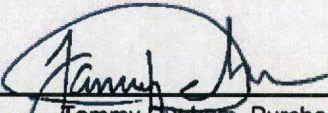



**Texas Parks and Wildlife Department (802)**  
**HUB Strategic Plan Progress Report**  
 For the fiscal year ended August 31, 2019


| Category  | Actual for FY18 * | Actual for FY19 * | Agency Goal for FY20** |
|---|-------------------|-------------------|------------------------|
| Heavy construction other than building contracts                                      | 38.29%            | 37.82%            | 11.20%                 |
| Building construction, including general contractors and operative builders contracts | 24.54%            | 24.75%            | 21.10%                 |
| Special trade construction contracts  | 43.29%            | 23.14%            | 32.90%                 |
| Professional services contracts   | 36.86%            | 53.91%            | 23.70%                 |
| Other services contracts  | 11.52%            | 8.83%             | 11.75%                 |
| Commodities contracts   | 22.76%            | 27.44%            | 21.10%                 |

\* Actual - Percent spent with HUBS from HUB Report

\*\* Goal - Strategic Plan HUB Goal

Prepared by:  Tammy Dunham, Purchasing Director/HUB Coordinator


Approved By:  Ann Bright, Chief Operating Officer





**Texas Parks and Wildlife Department (802)**  
**Appropriation Item Transfer Schedule\***  
 For the fiscal year ended August 31, 2019

| ITEM OF APPROPRIATION                                 |       |                                 | TRANSFERS IN            | TRANSFERS OUT             | NET TRANSFERS          |
|---|-------|---------------------------------|-------------------------|---------------------------|------------------------|
| <b>A. Goal: Conserve Natural Resources</b>            |       |                                 |                         |                           |                        |
| <b>Strategies:</b>                                    |       |                                 |                         |                           |                        |
| A.1.1   | 13020 | WILDLIFE CONSERVATION           | \$ -                    | \$ (2,730,194.44)         | \$ (2,730,194.44)      |
| A.1.1   | 25009 | WILDLIFE CONSERVATION           | 29,000.00               | -                         | 29,000.00              |
| A.1.1   | 25010 | WILDLIFE CONSERVATION           | 357,696.00              | -                         | 357,696.00             |
| A.1.1   | 25035 | WILDLIFE CONSERVATION           | 1,000,000.00            | -                         | 1,000,000.00           |
| A.1.1   | 55004 | WILDLIFE CONSERVATION           | 542,923.81              | -                         | 542,923.81             |
| A.1.1   | 55006 | WILDLIFE CONSERVATION           | 125,662.25              | -                         | 125,662.25             |
| A.1.2   | 13021 | TECHNICAL GUIDANCE              | 661,029.72              | -                         | 661,029.72             |
| A.2.1   | 13023 | INLAND FISHERIES MANAGEMENT     | -                       | (3,737,691.30)            | (3,737,691.30)         |
| A.2.1   | 24034 | INLAND FISHERIES MANAGEMENT     | -                       | 26,087.61                 | 26,087.61              |
| A.2.1   | 25010 | INLAND FISHERIES MANAGEMENT     | 35,690.00               | -                         | 35,690.00              |
| A.2.1   | 25032 | INLAND FISHERIES MANAGEMENT     | 3,351,054.00            | (97,500.00)               | 3,253,554.00           |
| A.2.1   | 55004 | INLAND FISHERIES MANAGEMENT     | 384,696.41              | -                         | 384,696.41             |
| A.2.1   | 55006 | INLAND FISHERIES MANAGEMENT     | 63,750.89               | -                         | 63,750.89              |
| A.2.2   | 13024 | INLAND HATCHERIES OPERATIONS    | -                       | (413,642.00)              | (413,642.00)           |
| A.2.2   | 25009 | INLAND HATCHERIES OPERATIONS    | 24,500.00               | -                         | 24,500.00              |
| A.2.2   | 55004 | INLAND HATCHERIES OPERATIONS    | 144,000.00              | -                         | 144,000.00             |
| A.2.2   | 55006 | INLAND HATCHERIES OPERATIONS    | 245,142.00              | -                         | 245,142.00             |
| A.2.3   | 13025 | COASTAL FISHERIES MANAGEMENT    | 85,112.39               | (541,753.54)              | (456,641.15)           |
| A.2.3   | 25010 | COASTAL FISHERIES MANAGEMENT    | 35,131.00               | -                         | 35,131.00              |
| A.2.3   | 25030 | COASTAL FISHERIES MANAGEMENT    | 74,000.00               | -                         | 74,000.00              |
| A.2.3   | 25801 | COASTAL FISHERIES MANAGEMENT    | -                       | 164,612.01                | 164,612.01             |
| A.2.3   | 55004 | COASTAL FISHERIES MANAGEMENT    | 152,029.73              | -                         | 152,029.73             |
| A.2.3   | 55006 | COASTAL FISHERIES MANAGEMENT    | 115,980.80              | -                         | 115,980.80             |
| A.2.4   | 13026 | COASTAL HATCHERIES OPERATIONS   | -                       | (87,000.00)               | (87,000.00)            |
| A.2.4   | 25009 | COASTAL HATCHERIES OPERATIONS   | 7,000.00                | -                         | 7,000.00               |
| A.2.4   | 25011 | COASTAL HATCHERIES OPERATIONS   | 80,000.00               | -                         | 80,000.00              |
| <b>Total, Goal A: Conserve Natural Resources</b>      |       |                                 | <b>\$ 7,514,399.00</b>  | <b>\$ (7,417,081.66)</b>  | <b>\$ 97,317.34</b>    |
| <b>B. Goal: Access to State and Local Parks</b>       |       |                                 |                         |                           |                        |
| <b>Strategies:</b>                                    |       |                                 |                         |                           |                        |
| B.1.1   | 13028 | STATE PARK OPERATIONS           | \$ (30,014.37)          | \$ (2,884,712.94)         | \$ (2,914,727.31)      |
| B.1.1   | 25010 | STATE PARK OPERATIONS           | 191,241.00              | -                         | 191,241.00             |
| B.1.1   | 25020 | STATE PARK OPERATIONS           | 500,000.00              | -                         | 500,000.00             |
| B.1.1   | 55004 | STATE PARK OPERATIONS           | 1,207,961.92            | -                         | 1,207,961.92           |
| B.1.1   | 55005 | STATE PARK OPERATIONS           | 809,402.56              | -                         | 809,402.56             |
| B.1.2   | 13029 | PARKS MINOR REPAIR PROGRAM      | -                       | (4,290,000.00)            | (4,290,000.00)         |
| B.1.2   | 54001 | PARKS MINOR REPAIR PROGRAM      | -                       | 14.37                     | 14.37                  |
| B.1.2   | 55001 | PARKS MINOR REPAIR PROGRAM      | 4,300,000.00            | -                         | 4,300,000.00           |
| B.1.3   | 13030 | PARKS SUPPORT                   | -                       | (50,000.00)               | (50,000.00)            |
| B.2.1   | 13031 | LOCAL PARK GRANTS               | (15,899.45)             | (6,208,716.00)            | (6,224,615.45)         |
| B.2.1   | 25008 | LOCAL PARK GRANTS               | 6,208,716.00            | -                         | 6,208,716.00           |
| B.2.2   | 13032 | BOATING ACCESS AND OTHER GRANTS | -                       | (6,767,585.55)            | (6,767,585.55)         |
| B.2.2   | 25008 | BOATING ACCESS AND OTHER GRANTS | 6,454,485.00            | -                         | 6,454,485.00           |
| B.2.2   | 25028 | BOATING ACCESS AND OTHER GRANTS | 329,000.00              | -                         | 329,000.00             |
| <b>Total, Goal B: Access to State and Local Parks</b> |       |                                 | <b>\$ 19,954,892.66</b> | <b>\$ (20,201,000.12)</b> | <b>\$ (246,107.46)</b> |




**Texas Parks and Wildlife Department (802)**  
**Appropriation Item Transfer Schedule\***  
 For the fiscal year ended August 31, 2019

| ITEM OF APPROPRIATION                                   |       | TRANSFERS IN                      | TRANSFERS OUT           | NET TRANSFERS             |                       |
|---|-------|-----------------------------------|-------------------------|---------------------------|-----------------------|
| <b>C. Goal: Increase Awareness and Compliance</b>       |       |                                   |                         |                           |                       |
| <b>Strategies:</b>                                      |       |                                   |                         |                           |                       |
| C.1.1   | 13033 | ENFORCEMENT PROGRAMS              | \$ (19.76)              | \$ (5,344,931.79)         | \$ (5,344,951.55)     |
| C.1.1   | 55004 | ENFORCEMENT PROGRAMS              | 4,716,241.26            | -                         | 4,716,241.26          |
| C.1.2   | 13034 | TEXAS GAME WARDEN TRAINING CENTER | (2,509.47)              | (24,000.00)               | (26,509.47)           |
| C.1.2   | 25009 | TEXAS GAME WARDEN TRAINING CENTER | 3,000.00                | -                         | 3,000.00              |
| C.1.2   | 25024 | TEXAS GAME WARDEN TRAINING CENTER | 21,000.00               | -                         | 21,000.00             |
| C.1.3   | 13035 | LAW ENFORCEMENT SUPPORT           | 456,510.24              | -                         | 456,510.24            |
| C.2.1   | 13039 | OUTREACH AND EDUCATION            | (120,000.00)            | -                         | (120,000.00)          |
| C.2.2   | 13038 | PROVIDE COMMUNICATION PRODUCTS    | 200,000.00              | (66,879.76)               | 133,120.24            |
| C.2.2   | 25010 | PROVIDE COMMUNICATION PRODUCTS    | 30,250.00               | -                         | 30,250.00             |
| C.2.2   | 55004 | PROVIDE COMMUNICATION PRODUCTS    | 20,937.26               | -                         | 20,937.26             |
| C.2.2   | 55007 | PROVIDE COMMUNICATION PRODUCTS    | 15,692.50               | -                         | 15,692.50             |
| C.3.1   | 13040 | LICENSE ISSUANCE                  | -                       | (6,952,700.00)            | (6,952,700.00)        |
| C.3.1   | 25012 | LICENSE ISSUANCE                  | 6,952,700.00            | -                         | 6,952,700.00          |
| C.3.2   | 13041 | BOAT REGISTRATION AND TITLING     | 5,370.28                | -                         | 5,370.28              |
| <b>Total, Goal C: Increase Awareness and Compliance</b> |       |                                   | <b>\$ 12,299,172.31</b> | <b>\$ (12,388,511.55)</b> | <b>\$ (89,339.24)</b> |
| <b>D. Goal: Manage Capital Programs</b>                 |       |                                   |                         |                           |                       |
| <b>Strategies:</b>                                      |       |                                   |                         |                           |                       |
| D.1.1   | 13042 | IMPROVEMENTS AND MAJOR REPAIRS    | \$ (5,695.32)           | \$ (32,056,537.21)        | \$ (32,062,232.53)    |
| D.1.1   | 25013 | IMPROVEMENTS AND MAJOR REPAIRS    | -                       | -                         | -                     |
| D.1.1   | 44001 | IMPROVEMENTS AND MAJOR REPAIRS    | 112,382.13              | -                         | 112,382.13            |
| D.1.1   | 44002 | IMPROVEMENTS AND MAJOR REPAIRS    | 556.74                  | -                         | 556.74                |
| D.1.1   | 45001 | IMPROVEMENTS AND MAJOR REPAIRS    | 29,978,823.59           | (2,435,990.72)            | 27,542,832.87         |
| D.1.1   | 45002 | IMPROVEMENTS AND MAJOR REPAIRS    | 4,330,383.47            | -                         | 4,330,383.47          |
| D.1.1   | 55008 | IMPROVEMENTS AND MAJOR REPAIRS    | 70,382.00               | -                         | 70,382.00             |
| D.1.2   | 13043 | LAND ACQUISITION                  | 233,076.84              | -                         | 233,076.84            |
| D.1.3   | 13044 | INFRASTRUCTURE ADMINISTRATION     | -                       | (200,402.50)              | (200,402.50)          |
| D.1.3   | 55004 | INFRASTRUCTURE ADMINISTRATION     | 200,402.50              | -                         | 200,402.50            |
| <b>Total, Goal D: Manage Capital Programs</b>           |       |                                   | <b>\$ 34,920,311.95</b> | <b>\$ (34,692,930.43)</b> | <b>\$ 227,381.52</b>  |
| <b>E. Goal: Indirect Administration</b>                 |       |                                   |                         |                           |                       |
| <b>Strategies:</b>                                      |       |                                   |                         |                           |                       |
| E.1.1   | 13800 | CENTRAL ADMINISTRATION            | \$ -                    | \$ (338,820.45)           | \$ (338,820.45)       |
| E.1.1   | 55010 | CENTRAL ADMINISTRATION            | 149,966.00              | -                         | 149,966.00            |
| E.1.2   | 13801 | INFORMATION RESOURCES             | 50,000.00               | (8,096,454.43)            | (8,046,454.43)        |
| E.1.2   | 55002 | INFORMATION RESOURCES             | 1,598,605.00            | -                         | 1,598,605.00          |
| E.1.2   | 55003 | INFORMATION RESOURCES             | 595,299.71              | -                         | 595,299.71            |
| E.1.2   | 55150 | INFORMATION RESOURCES             | 4,701,727.00            | -                         | 4,701,727.00          |
| E.1.3   | 13802 | OTHER SUPPORT SERVICES            | 1,350,425.01            | -                         | 1,350,425.01          |
| <b>Total, Goal E: Indirect Administration</b>           |       |                                   | <b>\$ 8,446,022.72</b>  | <b>\$ (8,435,274.88)</b>  | <b>\$ 10,747.84</b>   |
| <b>NET APPROPRIATION ITEM TRANSFERS</b>                 |       |                                   | <b>\$ 83,134,798.64</b> | <b>\$ (83,134,798.64)</b> | <b>\$ 0.00</b>        |

\* This schedule does not include Benefit Replacement Pay (BRP), Fringe Benefits, Salary Increase or Rider Reduction transfers.















UNAUDITED

**Texas Parks and Wildlife Department (802)**  
**Schedule of Vehicles Purchased (Concluded)**  
For the fiscal year ended August 31, 2019

| DESCRIPTION                 | PURCHASE PRICE | Type of Use  | FUEL EFFICIENCY |         |
|-----------------------------|----------------|--|-----------------|---------|
|                             |                |  | TOWN            | HIGHWAY |
| 2019 FORD F350 4X4          | \$45,425.00    | USED FOR OFFICIAL LAW ENFORCEMENT PURPOSES FOR THE AGENCY  | 14              | 21.00   |
| 2019 FORD F350 4X4          | \$42,960.00    | USED FOR MAINTENANCE OF BUILDINGS, FACILITIES, OR ROADWAYS | 14              | 21.00   |
| 2019 FORD F450 4X4          | \$55,626.00    | USED FOR MAINTENANCE OF BUILDINGS, FACILITIES, OR ROADWAYS | 14              | 21.00   |
| 2019 FORD F550 4X4          | \$167,979.00   | USED FOR EMERGENCY OPERATIONS                              | 14              | 17.00   |
| 2020 CHEVROLET TRAVERSE 4X2 | \$24,913.00    | USED TO TRANSPORT STAFF WHILE CONDUCTING STATE BUSINESS    | 18              | 27.00   |









**Texas Parks and Wildlife Department (802)**  
**Schedule of State-Owned or Leased Vehicles Used by State Employees**  
For the fiscal year ended August 31, 2019

| EMPLOYEE NAME  | JOB TITLE                           | REASON          |
|--|-------------------------------------|-----------------|
| The individuals listed below are required to drive state vehicles to or from work to ensure that vital agency functions are performed. |                                     |                 |
| ABRIGO JR, JOE F   | RADIO COMMUNICATIONS TECHNICIAN III | ON 24-HOUR CALL |
| ALEXANDER, ANDREW S  | CAPTAIN, GAME WARDEN                | ON 24-HOUR CALL |
| ALVIZO, MARCO A  | CAPTAIN, GAME WARDEN                | ON 24-HOUR CALL |
| ANDERSON, ERIC   | OFFICER, STATE PARK POLICE          | ON 24-HOUR CALL |
| ARREDONDO JR, MARTIN   | MOTOR VEHICLE TECHNICIAN IV         | ON 24-HOUR CALL |
| BAKER, BENJAMIN E  | CAPTAIN, GAME WARDEN                | ON 24-HOUR CALL |
| BALKCOM, ICHABOD L   | CAPTAIN, GAME WARDEN                | ON 24-HOUR CALL |
| BARKER, JARRET B   | ASSISTANT COMMANDER, GAME WARDEN    | ON 24-HOUR CALL |
| BARLOW, CAMDEN   | OFFICER, STATE PARK POLICE          | ON 24-HOUR CALL |
| BARONET, BRYAN P   | LIEUTENANT, GAME WARDEN             | ON 24-HOUR CALL |
| BARTON, JACOB  | OFFICER, STATE PARK POLICE          | ON 24-HOUR CALL |
| BAZALDUA, SERGIO   | LIEUTENANT, GAME WARDEN             | ON 24-HOUR CALL |
| BENGTSON, SHAWN  | CAPTAIN, STATE PARK POLICE          | ON 24-HOUR CALL |
| BIGHAM, THOMAS   | CAPTAIN, STATE PARK POLICE          | ON 24-HOUR CALL |
| BIRD, PHILIP N   | CAPTAIN, GAME WARDEN                | ON 24-HOUR CALL |
| BOWERS-VEST, JAMES G   | MOTOR VEHICLE TECHNICIAN IV         | ON 24-HOUR CALL |
| BRAGG, BRIAN H   | CAPTAIN, GAME WARDEN                | ON 24-HOUR CALL |
| BRISCO, PATRICK K  | INVESTIGATOR IV                     | ON 24-HOUR CALL |
| BROWN, CLINT M   | CAPTAIN, GAME WARDEN                | ON 24-HOUR CALL |
| BROWN, JEFF  | SERGEANT, STATE PARK POLICE         | ON 24-HOUR CALL |
| BURCHETT, BUCK A   | SERGEANT, GAME WARDEN               | ON 24-HOUR CALL |
| BUSSEY, JASON K  | MAJOR, GAME WARDEN                  | ON 24-HOUR CALL |
| BUTTON, RANDY L  | SERGEANT, GAME WARDEN               | ON 24-HOUR CALL |
| CAMPBELL, JASON A  | CAPTAIN, GAME WARDEN                | ON 24-HOUR CALL |
| CANALES, LUIS  | LIEUTENANT, STATE PARK POLICE       | ON 24-HOUR CALL |
| CARLETON, ERIC   | OFFICER, STATE PARK POLICE          | ON 24-HOUR CALL |
| CARTER, JADE   | OFFICER, STATE PARK POLICE          | ON 24-HOUR CALL |
| CARTER, JEFFERY R  | CAPTAIN, GAME WARDEN                | ON 24-HOUR CALL |
| CASTERLINE III, LESLIE E   | LIEUTENANT, GAME WARDEN             | ON 24-HOUR CALL |
| CHAMPLIN, BILLY G  | LIEUTENANT, GAME WARDEN             | ON 24-HOUR CALL |
| COLLINS, ERIC M  | CAPTAIN, GAME WARDEN                | ON 24-HOUR CALL |
| COLVIN, SAMUEL L   | MOTOR VEHICLE TECHNICIAN IV         | ON 24-HOUR CALL |
| COOK, LONNIE   | CAPTAIN, STATE PARK POLICE          | ON 24-HOUR CALL |
| CORLEY, ARYN L   | CAPTAIN, GAME WARDEN                | ON 24-HOUR CALL |
| CRIST JR, DORNELL  | LIEUTENANT, GAME WARDEN             | ON 24-HOUR CALL |
| DAIGLE, CHRISTOPHER J  | CAPTAIN, GAME WARDEN                | ON 24-HOUR CALL |
| DAVIS, CHRIS M   | DIRECTOR III                        | ON 24-HOUR CALL |
| DAVIS, JASON P   | CAPTAIN, GAME WARDEN                | ON 24-HOUR CALL |
| DAVIS, KEVIN R   | DIRECTOR III                        | ON 24-HOUR CALL |
| DAVIS, TRACY L   | MAJOR, GAME WARDEN                  | ON 24-HOUR CALL |
| DEARDORFF, TYLER   | OFFICER, STATE PARK POLICE          | ON 24-HOUR CALL |
| DECKER, GERALD B   | RADIO COMMUNICATIONS TECHNICIAN III | ON 24-HOUR CALL |
| DELEON, LANCE  | SERGEANT, STATE PARK POLICE         | ON 24-HOUR CALL |
| DISHONG, STEPHEN   | OFFICER, STATE PARK POLICE          | ON 24-HOUR CALL |
| DOLLE, ROGER   | MAJOR, STATE PARK POLICE            | ON 24-HOUR CALL |
| DOWDY, CHRISTOPHER N   | LIEUTENANT, GAME WARDEN             | ON 24-HOUR CALL |
| DUKE, JASON R  | SERGEANT, GAME WARDEN               | ON 24-HOUR CALL |
| DUNKS, JAMES M   | CAPTAIN, GAME WARDEN                | ON 24-HOUR CALL |
| ELLIS, CHAD H  | SERGEANT, GAME WARDEN               | ON 24-HOUR CALL |
| ENCKHAUSEN, ROBERT   | SERGEANT, STATE PARK POLICE         | ON 24-HOUR CALL |
| EVANS, SCOTT R   | MOTOR VEHICLE TECHNICIAN IV         | ON 24-HOUR CALL |
| FITZPATRICK JR, RONALD D   | SERGEANT, GAME WARDEN               | ON 24-HOUR CALL |
| FORD, CHARLES P  | CAPTAIN, GAME WARDEN                | ON 24-HOUR CALL |
| FORREST, TRAVIS  | SERGEANT, STATE PARK POLICE         | ON 24-HOUR CALL |
| FUENTES, JAVIER  | CAPTAIN, GAME WARDEN                | ON 24-HOUR CALL |
| GARTMAN, CHAD N  | ASSISTANT COMMANDER, GAME WARDEN    | ON 24-HOUR CALL |



**Texas Parks and Wildlife Department (802)**  
**Schedule of State-Owned or Leased Vehicles Used by State Employees (Continued)**  
For the fiscal year ended August 31, 2019


| EMPLOYEE NAME  | JOB TITLE                               | REASON              |
|--|---|---------------------|
| The individuals listed below are required to drive state vehicles to or from work to ensure that vital agency functions are performed. |   |                     |
| GAYLER, CLINTON L  | LIEUTENANT, GAME WARDEN                 | ON 24-HOUR CALL     |
| GEER, JEFFREY  | CAPTAIN, STATE PARK POLICE              | ON 24-HOUR CALL     |
| GONZALEA, JULIA  | INFRASTRUCTURE DIVISION PROJECT MANAGER | WORK FROM RESIDENCE |
| GREEN, CHRISTOPHER   | OFFICER, STATE PARK POLICE              | ON 24-HOUR CALL     |
| GROTH, WESLEY C  | CAPTAIN, GAME WARDEN                    | ON 24-HOUR CALL     |
| GUAJARDO-ECHOLS, CYNTHIA A   | SERGEANT, GAME WARDEN                   | ON 24-HOUR CALL     |
| GUINN, BRAD W  | LIEUTENANT, GAME WARDEN                 | ON 24-HOUR CALL     |
| GUINN, SHEA E  | CAPTAIN, GAME WARDEN                    | ON 24-HOUR CALL     |
| HALL, RYAN L   | CAPTAIN, GAME WARDEN                    | ON 24-HOUR CALL     |
| HALLIBURTON, DEE   | EO DIVISION - POOL VEHICLE FOR EO       | COMMUTE APPROVED    |
| HANSON JR, MICHAEL J   | CAPTAIN, GAME WARDEN                    | ON 24-HOUR CALL     |
| HARPER, CHASE  | OFFICER, STATE PARK POLICE              | ON 24-HOUR CALL     |
| HATFIELD, CODY G   | CAPTAIN, GAME WARDEN                    | ON 24-HOUR CALL     |
| HAVENS, ZACHARY S  | CAPTAIN, GAME WARDEN                    | ON 24-HOUR CALL     |
| HAVIS, DWAYNE H  | LIEUTENANT, GAME WARDEN                 | ON 24-HOUR CALL     |
| HEATON, JONATHAN E   | CAPTAIN, GAME WARDEN                    | ON 24-HOUR CALL     |
| HEINICKE, DAVID  | OFFICER, STATE PARK POLICE              | ON 24-HOUR CALL     |
| HENDERSON, SIDNEY  | OFFICER, STATE PARK POLICE              | ON 24-HOUR CALL     |
| HERMAN, BEN  | CAPTAIN, STATE PARK POLICE              | ON 24-HOUR CALL     |
| HERNANDEZ, CRAIG K   | CAPTAIN, GAME WARDEN                    | ON 24-HOUR CALL     |
| HERVEY, SHAWN R  | CAPTAIN, GAME WARDEN                    | ON 24-HOUR CALL     |
| HEYSE, CHRISTOPHER D   | MOTOR VEHICLE TECHNICIAN IV             | ON 24-HOUR CALL     |
| HUEBNER, JASON T   | MAJOR, GAME WARDEN                      | ON 24-HOUR CALL     |
| HUGGINS, DOUG  | MAJOR, STATE PARK POLICE                | ON 24-HOUR CALL     |
| HUNT, CLINT L  | CAPTAIN, GAME WARDEN                    | ON 24-HOUR CALL     |
| JAMES, ADAM  | SERGEANT, STATE PARK POLICE             | ON 24-HOUR CALL     |
| JONES, CHAD N  | MAJOR, GAME WARDEN                      | ON 24-HOUR CALL     |
| JONES, CODY J  | ASSISTANT COMMANDER, GAME WARDEN        | ON 24-HOUR CALL     |
| JONES, GRAHAME L   | DIRECTOR VI                             | ON 24-HOUR CALL     |
| JONES, JASON B   | LIEUTENANT, GAME WARDEN                 | ON 24-HOUR CALL     |
| JURK, SCOTT A  | CAPTAIN, GAME WARDEN                    | ON 24-HOUR CALL     |
| KAUITZSCH, SHELDON   | OFFICER, STATE PARK POLICE              | ON 24-HOUR CALL     |
| KEITHLY, MARK  | OFFICER, STATE PARK POLICE              | ON 24-HOUR CALL     |
| KEMP, JENNIFER B   | LIEUTENANT, GAME WARDEN                 | ON 24-HOUR CALL     |
| KERN, CLINT  | OFFICER, STATE PARK POLICE              | ON 24-HOUR CALL     |
| KILPATRICK, MATTHEW  | OFFICER, STATE PARK POLICE              | ON 24-HOUR CALL     |
| KING, STORMY P   | ASSISTANT COMMANDER, GAME WARDEN        | ON 24-HOUR CALL     |
| KLEIN, GRANT   | OFFICER, STATE PARK POLICE              | ON 24-HOUR CALL     |
| KOCUREK, NEAL  | OFFICER, STATE PARK POLICE              | ON 24-HOUR CALL     |
| KOENIG, JOSHUA J   | CAPTAIN, GAME WARDEN                    | ON 24-HOUR CALL     |
| LANGLEY, ALLISON RAY   | OFFICER, STATE PARK POLICE              | ON 24-HOUR CALL     |
| LINDSEY, JAMES D   | LIEUTENANT, GAME WARDEN                 | ON 24-HOUR CALL     |
| LOOSEMORE, JEREMY  | MOTOR VEHICLE TECHNICIAN III            | ON 24-HOUR CALL     |
| LOUDERMILK, LACY L   | CAPTAIN, GAME WARDEN                    | ON 24-HOUR CALL     |
| MARTIN, GRANT  | OFFICER, STATE PARK POLICE              | ON 24-HOUR CALL     |
| MARTIN, KENNETH A  | MOTOR VEHICLE TECHNICIAN III            | ON 24-HOUR CALL     |
| MASUR, MICHAEL WES   | CHIEF OF STATE PARK POLICE              | ON 24-HOUR CALL     |
| MAY, LANCE R   | LIEUTENANT, GAME WARDEN                 | ON 24-HOUR CALL     |
| MAY, RICKY G   | LIEUTENANT, GAME WARDEN                 | ON 24-HOUR CALL     |
| MCANINCH, CHASE M  | LIEUTENANT, GAME WARDEN                 | ON 24-HOUR CALL     |
| MCGEHEE, ZANE  | OFFICER, STATE PARK POLICE              | ON 24-HOUR CALL     |
| MCINTOSH, DAVID S  | CHAPLAIN III                            | ON 24-HOUR CALL     |
| MINTER, ERIC C   | CAPTAIN, GAME WARDEN                    | ON 24-HOUR CALL     |
| MITCHELL, MICHAEL V  | ASSISTANT COMMANDER, GAME WARDEN        | ON 24-HOUR CALL     |
| MODGLING, DAVID  | LIEUTENANT, STATE PARK POLICE           | ON 24-HOUR CALL     |
| MOORE, JOHN  | CAPTAIN, STATE PARK POLICE              | ON 24-HOUR CALL     |





**Texas Parks and Wildlife Department (802)**  
**Schedule of State-Owned or Leased Vehicles Used by State Employees (Concluded)**  
 For the fiscal year ended August 31, 2019

| EMPLOYEE NAME  | JOB TITLE                                     | REASON              |
|--|---|---------------------|
| The individuals listed below are required to drive state vehicles to or from work to ensure that vital agency functions are performed. |   |                     |
| MOORE, KEEGAN  | OFFICER, STATE PARK POLICE                    | ON 24-HOUR CALL     |
| MORSE, MICHAEL J   | CAPTAIN, GAME WARDEN                          | ON 24-HOUR CALL     |
| MURDEN, RUSSELL A  | SERGEANT, GAME WARDEN                         | ON 24-HOUR CALL     |
| MURPHY, JONATHAN   | OFFICER, STATE PARK POLICE                    | ON 24-HOUR CALL     |
| MURRAY II, DAVID A   | MAJOR, GAME WARDEN                            | ON 24-HOUR CALL     |
| MURRAY, CHRISTIAN T  | LIEUTENANT, GAME WARDEN                       | ON 24-HOUR CALL     |
| NICHOLS, NED A   | LIEUTENANT, GAME WARDEN                       | ON 24-HOUR CALL     |
| NIETO, DAVID A   | CAPTAIN, GAME WARDEN                          | ON 24-HOUR CALL     |
| NORTON, ANTHONY L  | CAPTAIN, GAME WARDEN                          | ON 24-HOUR CALL     |
| NYGREN, ERIK S   | CAPTAIN, GAME WARDEN                          | ON 24-HOUR CALL     |
| ORR, DANIEL A  | MOTOR VEHICLE TECHNICIAN IV                   | ON 24-HOUR CALL     |
| OZUNA, ANDREW MOSES  | LIEUTENANT, GAME WARDEN                       | ON 24-HOUR CALL     |
| PALACIOS, JOHN A   | SERGEANT, GAME WARDEN                         | ON 24-HOUR CALL     |
| PARK, COLLIS   | CAPTAIN, STATE PARK POLICE                    | ON 24-HOUR CALL     |
| PARKS, RICHARD   | OFFICER, STATE PARK POLICE                    | ON 24-HOUR CALL     |
| POSTELL, JAMES E   | MOTOR VEHICLE TECHNICIAN IV                   | ON 24-HOUR CALL     |
| POWELL, WILLIAM E  | MAJOR, GAME WARDEN                            | ON 24-HOUR CALL     |
| RANFT, JAMES B   | MAJOR, GAME WARDEN                            | ON 24-HOUR CALL     |
| REED, BRYAN C  | ASSISTANT COMMANDER, GAME WARDEN              | ON 24-HOUR CALL     |
| REEDER, BRANDI L   | CAPTAIN, GAME WARDEN                          | ON 24-HOUR CALL     |
| RISINGER, DARRELL W  | MOTOR VEHICLE TECHNICIAN III                  | ON 24-HOUR CALL     |
| RIVERA, ENRIQUE  | OFFICER, STATE PARK POLICE                    | ON 24-HOUR CALL     |
| RODEN, MICHAEL   | OFFICER, STATE PARK POLICE                    | ON 24-HOUR CALL     |
| RODRIGUEZ, JEREMIAH  | OFFICER, STATE PARK POLICE                    | ON 24-HOUR CALL     |
| ROSE, BRANDON R  | LIEUTENANT, GAME WARDEN                       | ON 24-HOUR CALL     |
| RUIZ, FREDERICK G  | CAPTAIN, GAME WARDEN                          | ON 24-HOUR CALL     |
| SATSKY, BRENT E  | MAJOR, GAME WARDEN                            | ON 24-HOUR CALL     |
| SIMS, JASON A  | LIEUTENANT, GAME WARDEN                       | ON 24-HOUR CALL     |
| SMITH, LESTER  | OFFICER, STATE PARK POLICE                    | ON 24-HOUR CALL     |
| SMITH, SCOT  | INFRASTRUCTURE DIVISION TXDOT PROGRAM MANAGER | WORK FROM RESIDENCE |
| SOOTER, JUSTIN   | OFFICER, STATE PARK POLICE                    | ON 24-HOUR CALL     |
| SOSA, LUIS A   | ASSISTANT COMMANDER, GAME WARDEN              | ON 24-HOUR CALL     |
| SPEARS III, FLOYD R  | CAPTAIN, GAME WARDEN                          | ON 24-HOUR CALL     |
| STANNARD, KENNETH W  | SERGEANT, GAME WARDEN                         | ON 24-HOUR CALL     |



MASTER FILE REPORT VERIFICATION FORM


Texas Parks and Wildlife Department  
NAME OF AGENCY

802  
AGENCY #

Yes, the information contained in the Master File Report dated August 30, 2019, is a complete and correct listing of all my agency's land and building records.

No, the information contained in the Master File Report dated \_\_\_\_\_, is not a complete and correct listing of my agency's land and building records. All discrepancies will be corrected no later than fifteen days from the date of the Master File Report. The Texas General Land Office will be notified of the corrections to the report.

William S Johnson, Property Manager, 802  
Property Manager  
(please print or type)

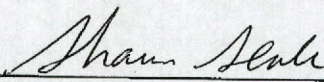
  
Signature


30-Aug-2019  
Date

\*\*\*\*\*

The Texas General Land Office hereby Certifies that the above stated agency is in Compliance with the real property inventory reporting requirements as stated in Texas Natural Resources Code, § NRC 31.153 - 31.156, et seq.

9-3-19  
Date

  
Shaun Seale  
State Real Property Inventory Manager





Texas Parks and Wildlife Department  
4200 Smith School Road, Austin, Texas 78744

© 2019 TPWD PWD RP A0900-683 (11/19)

In accordance with Texas Depository Law, this publication is available at the  
Texas State Publications Clearinghouse and/or Texas Depository Libraries.

TPWD receives funds from the USFWS. TPWD prohibits discrimination on the basis of race, color, religion, national origin, disability, age, and gender, pursuant to state and federal law. To request an accommodation or obtain information in an alternative format, please contact TPWD on a Text Telephone (TTY) at (512) 389-8915 or by Relay Texas at 7-1-1 or (800) 735-2989 or by email at [accessibility@tpwd.texas.gov](mailto:accessibility@tpwd.texas.gov). If you believe you have been discriminated against by TPWD, please contact TPWD, 4200 Smith School Road, Austin, TX 78744, or the U.S. Fish and Wildlife Service, Office for Diversity and Workforce Management, 5275 Leesburg Pike, Falls Church, VA 22041.

