


State of Texas



Department of Public Safety

ANNUAL

Financial Report


STEVEN C. McCRAW
DIRECTOR
SKYLOR HEARN
FREEMAN F. MARTIN
RANDALL B. PRINCE
DEPUTY DIRECTORS



COMMISSION
STEVEN P. MACH, CHAIR
A. CYNTHIA LEON
STEVE H. STODGHILL

FOR THE PERIOD SEPTEMBER 1, 2018 THROUGH AUGUST 31, 2019

Annual Financial Report
For the Year Ended August 31, 2019



TEXAS DEPARTMENT OF PUBLIC SAFETY

ANNUAL FINANCIAL REPORT

For the Year Ended August 31, 2019

Steven C. McCraw
Director




TABLE OF CONTENTS

Agency Transmittal Letter	1
---------------------------------	---

COMBINED FINANCIAL STATEMENTS

Exhibit I: Combined Balance Sheet/Statement of Net Assets – Governmental Funds.....	2
Exhibit II: Combined Statement of Revenues, Expenditures and Changes in Fund Balances / Statement of Activities – Governmental Funds.....	3
Exhibit VI: Combined Statement of Net Assets – Fiduciary Funds	4
Notes to Financial Statements	5


COMBINING FINANCIAL STATEMENTS

Exhibit A-1: Combining Balance Sheet – All General and Consolidated Funds	22
Exhibit A-2: Combining Statement of Revenues, Expenditures, and Changes in Fund Balances – All General and Consolidated Funds.....	24
Exhibit B-1: Combining Balance Sheet – Special Revenue Funds	26
Exhibit B-2: Combining Statement of Revenues, Expenditures and Changes in Fund Balances – Special Revenue Funds	27
Exhibit C-1: Combining Balance Sheet – Capital Project Funds	28
Exhibit C-2: Combining Statement of Revenues, Expenditures and Changes in Fund Balances – Capital Project Funds.....	29
Exhibit J-1: Combining Statement of Changes in Assets and Liabilities– Agency Funds...	30

SUPPLEMENTAL INFORMATION

Schedules

1-A: Schedule of Expenditures of Federal Awards	34
1-B: Schedule of State Grant Pass-Through From/To State Agencies	43



TEXAS DEPARTMENT OF PUBLIC SAFETY

5805 N LAMAR BLVD • BOX 4087 • AUSTIN, TEXAS 78773-0001

512/424-2000

www.dps.texas.gov



STEVEN C. McCRAW
DIRECTOR
SKYLOR HEARN
FREEMAN F. MARTIN
RANDALL B. PRINCE
DEPUTY DIRECTORS



COMMISSION
STEVEN P. MACH, CHAIRMAN
A. CYNTHIA LEON
STEVE H. STODGHILL

November 20, 2019

Honorable Greg Abbott, Governor
Honorable Glenn Hegar, Texas Comptroller
John McGeady, Assistant Director, Legislative Budget Board
Sarah Keyton, Assistant Director, Legislative Budget Board
Lisa Collier, CPA, Assistant State Auditor

Ladies and Gentlemen:

We are pleased to submit the Annual Financial Report of the Texas Department of Public Safety for the year ended August 31, 2019, in compliance with TEX. GOV'T CODE ANN §2101.011, and in accordance with the requirements established by the Comptroller of Public Accounts.

Due to the statewide requirements embedded in Governmental Accounting Standards Board Statement No. 34, Basic Financial Statements – and Management's Discussion and Analysis – for State and Local Governments, the Comptroller of Public Accounts does not require the accompanying annual financial report to comply with all the requirements in this statement. The financial report will be considered for audit by the State Auditor as part of the audit of the State of Texas Comprehensive Annual Financial Report; therefore, an opinion has not been expressed on the financial statements and related information contained in this report.

Please contact Kelley Glaeser at (512) 462-6169 or Katrina Burch at (512) 424-7998 for any questions. Carrie Whitbey may be contacted at (512) 424-2761 for questions related to the Schedule of Expenditures of Federal Awards.

Sincerely,

Steven C. McCraw
Director

UNAUDITED

Texas Department of Public Safety (405)
 Exhibit I - Combined Balance Sheet / Statement of Net Assets - Governmental Funds
 For the Fiscal Year Ended August 31, 2019

	Governmental Fund Types			Governmental Funds Total
	General Funds (Exh A-1)	Special Revenue Funds (Exh B-1)	Capital Projects Funds (Exh C-1)	
ASSETS				
Current Assets:				
Cash				
Cash on Hand	\$ 1,147,700.00	\$ -	\$ -	\$ 1,147,700.00
Cash in Bank	432,000.00			432,000.00
Cash in State Treasury	64,004,593.63			64,004,593.63
Legislative Appropriations	280,568,553.52			280,568,553.52
Receivables from:				
Federal	34,646,494.09			34,646,494.09
Accounts Receivable	-			-
Due From Other Funds	-			-
Due From Other Agencies	12,570,417.18	-	38,355.67	12,608,772.85
Consumable Inventories	321,984.08			321,984.08
Merchandise Inventories	3,638,269.88			3,638,269.88
Total Current Assets	<u>\$ 397,330,012.38</u>	<u>\$ -</u>	<u>\$ 38,355.67</u>	<u>\$ 397,368,368.05</u>
Non-Current Assets:				
Total Non-Current Assets:	<u>\$ -</u>	<u>\$ -</u>	<u>\$ -</u>	<u>\$ -</u>
Total Assets:	<u>\$ 397,330,012.38</u>	<u>\$ -</u>	<u>\$ 38,355.67</u>	<u>\$ 397,368,368.05</u>
LIABILITIES AND FUND BALANCES				
Current Liabilities:				
Payables from:				
Accounts	\$ 25,645,588.42	\$ -	\$ 38,355.67	\$ 25,683,944.09
Payroll	67,073,081.12	-		67,073,081.12
Due to Other Funds	-			-
Due to Other Agencies	24,477,249.97			24,477,249.97
Unearned Revenues	82,637,524.21			82,637,524.21
Total Current Liabilities:	<u>\$ 199,833,443.72</u>	<u>\$ -</u>	<u>\$ 38,355.67</u>	<u>\$ 199,871,799.39</u>
Non-Current Liabilities:				
Total Non-Current Liabilities:	<u>\$ -</u>	<u>\$ -</u>	<u>\$ -</u>	<u>\$ -</u>
Total Liabilities:	<u>\$ 199,833,443.72</u>	<u>\$ -</u>	<u>\$ 38,355.67</u>	<u>\$ 199,871,799.39</u>
FUND FINANCIAL STATEMENT				
Fund Balances (Deficits):				
Nonspendable In Inventory	\$ 3,960,253.96	\$ -	\$ -	\$3,960,253.96
Restricted	165,536,111.14	-		165,536,111.14
Committed	28,099,192.24			28,099,192.24
Unassigned	(98,988.68)	-		(98,988.68)
Total Fund Balances	<u>\$ 197,496,568.66</u>	<u>\$ -</u>	<u>\$ -</u>	<u>\$ 197,496,568.66</u>
Total Liabilities and Fund Balances	<u>\$ 397,330,012.38</u>	<u>\$ -</u>	<u>\$ 38,355.67</u>	<u>\$ 397,368,368.05</u>

The accompanying notes to the financial statements are an integral part of this statement.

UNAUDITED

Texas Department of Public Safety (405)
 Exhibit II - Combined Statement of Revenues, Expenditures, and Changes in Fund Balances /
 Statement of Activities - Governmental Funds
 For the Fiscal Year Ended August 31, 2019

	General Funds (Exh A-2)	Special Revenue Funds (Exh B-2)	Capital Projects Funds (Exh C-2)	Governmental Funds Total
REVENUES				
Legislative Appropriations:				
Original Appropriations	\$ 865,925,986.09	\$ -	\$ -	\$ 865,925,986.09
Additional Appropriations	180,945,290.09	-	-	180,945,290.09
Federal Revenue	613,018,954.32	-	-	613,018,954.32
Federal Grant Pass-Through Revenue	4,438,404.17	-	-	4,438,404.17
State Grant Pass-Through Revenue	9,730,461.20	-	-	9,730,461.20
Licenses, Fees & Permits	97,008,223.80	-	-	97,008,223.80
Interest and Other Investment Income	349,537.87	-	-	349,537.87
Land Income	-	-	-	-
Settlement of Claims	648,030.58	-	-	648,030.58
Sales of Goods and Services	14,768,546.39	-	-	14,768,546.39
Other	17,856,154.47	-	-	17,856,154.47
Total Revenues	\$ 1,804,689,588.98	\$ -	\$ -	\$ 1,804,689,588.98
EXPENDITURES				
Salaries and Wages	\$ 699,460,086.06	\$ -	\$ -	699,460,086.06
Payroll Related Costs	198,829,213.99	-	-	198,829,213.99
Professional Fees and Services	59,171,921.07	-	106,610.38	59,278,531.45
Travel	11,860,608.29	-	-	11,860,608.29
Materials and Supplies	86,564,466.85	-	104.50	86,564,571.35
Communication and Utilities	24,385,700.89	-	-	24,385,700.89
Repairs and Maintenance	37,959,308.31	-	348,357.14	38,307,665.45
Rentals and Leases	23,238,817.94	-	6,933.34	23,245,751.28
Printing and Reproduction	8,466,249.44	-	-	8,466,249.44
Claims and Judgments	1,588,072.26	-	-	1,588,072.26
Federal Grant Pass-Through Expenditures	121,276,153.27	-	-	121,276,153.27
State Grant Pass-Through Expenditures	5,743,476.88	-	-	5,743,476.88
Intergovernmental Payments	396,013,880.54	-	-	396,013,880.54
Public Assistance Payments	45,996,237.89	-	-	45,996,237.89
Other Expenditures	98,228,367.58	-	336,049.21	98,564,416.79
Capital Outlay (Note 2)	70,619,151.00	-	1,842,182.86	72,461,333.86
Debt service:				
Principal	3,600,000.00	-	-	3,600,000.00
Total Expenditures/Expenses	\$ 1,893,001,712.26	\$ -	\$ 2,640,237.43	\$ 1,895,641,949.69
Excess (Deficiency) of Revenues over Expenditures	\$ (88,312,123.28)	\$ -	\$ (2,640,237.43)	\$ (90,952,360.71)
OTHER FINANCING SOURCES (USES)				
Sale of Capital Assets	\$ 1,953,919.54	\$ -	\$ -	1,953,919.54
Insurance Recoveries	218,355.97	-	-	218,355.97
Interagency transfer of Capital Assets	30,434.00	-	-	30,434.00
Transfers In	78,134,174.29	-	2,640,237.77	80,774,412.06
Transfers Out	(6,481,451.54)	-	(0.34)	(6,481,451.88)
Total Other Financing Sources (Uses)	\$ 73,855,432.26	\$ -	\$ 2,640,237.43	\$ 76,495,669.69
Net Change in Fund Balances/Net Assets	\$ (14,456,691.02)	\$ -	\$ -	(14,456,691.02)
FUND FINANCIAL STATEMENT - FUND BALANCES				
Fund Balances - Beginning	\$ 271,819,852.01	(868,337.57)	\$ -	270,951,514.44
Restatements	(17,491,253.35)	868,337.57	-	(16,622,915.78)
Fund Balances as Restated	254,328,598.66	-	-	254,328,598.66
Appropriations Lapsed	(42,375,338.98)	-	-	(42,375,338.98)
Fund Balances - Ending	\$ 197,496,568.66	\$ -	\$ -	\$ 197,496,568.66

UNAUDITED

Texas Department of Public Safety (405)

Exhibit VI - Combined Statement of Net Assets - Fiduciary Funds

For the Fiscal Year Ended August 31, 2019

	Agency Funds (Exhibit J-1)	Totals
ASSETS		
Cash and Cash Equivalents:		
Cash in State Treasury	\$ 5,274,711.05	\$ 5,274,711.05
Cash in Bank	32,307.00	32,307.00
Securities Held in Trust	3,727,847.93	3,727,847.93
Total Current Assets	<u>\$ 9,034,865.98</u>	<u>\$ 9,034,865.98</u>
 Total Assets	 <u>\$ 9,034,865.98</u>	 <u>\$ 9,034,865.98</u>
LIABILITIES		
Funds Held for Others	9,034,865.98	9,034,865.98
Total Current Liabilities	<u>\$ 9,034,865.98</u>	<u>\$ 9,034,865.98</u>
 Total Liabilities	 <u>\$ 9,034,865.98</u>	 <u>\$ 9,034,865.98</u>

The accompanying notes to the financial statements are an integral part of this statement.

Note 1: Summary of Significant Accounting Policies

Entity

The Texas Department of Public Safety is an agency of the State of Texas and its financial records comply with state statutes and regulations. This includes compliance with the Texas Comptroller of Public Accounts' Reporting Requirements for State Agencies.

The Department of Public Safety was created under the provisions of S.B. 146, 44th Legislature, Regular Session (1935), which incorporated the Texas Rangers and the State Highway Patrol into a new department. The principal objectives of the Department are to protect the life, rights, privileges and well-being of the people of Texas.

Due to the statewide requirements embedded in Governmental Accounting Standards Board Statement No. 34, *Basic Financial Statements – and Management's Discussion and Analysis – for State and Local Governments*, the Comptroller of Public Accounts does not require the accompanying annual financial report to comply with all the requirements in this statement. The financial report will be considered for audit by the State Auditor as part of the audit of the State of Texas Comprehensive Annual Financial Report; therefore, an opinion has not been expressed on the financial statements and related information contained in this report.

Blended Component Units: No component units have been identified which should have been blended into an appropriate fund.

Fund Structure

The accompanying financial statements are presented on the basis of funds, each of which is considered a separate accounting entity.

Governmental Fund Types & Government-wide Adjustment Fund Types

General Fund: The general fund is the principal operating fund used to account for most of the state's general activities. It accounts for all financial resources except those accounted for in other funds. The funds and purpose are listed below:

Fund 0092 - Federal Disaster Fund is part of the General Revenue Fund. Fund 0092 was established to receive state and federal revenue which is used to pay for Emergency Management related activities. The account administrator of this fund was moved by H.B. 2794 and S.B. 799, 86th Leg., R.S. to the Texas Division of Emergency Management (TDEM) from the Department of Public Safety. The bill created TDEM as a service agency of the Texas A&M University System.

Fund 0099 - Operator & Chauffeur License Fund - This fund was created to receive federal funds and other authorized revenue. Since fiscal year 2015 DPS remains the controlling agency but does not have authority to spend out of this fund.

Fund 0116 – General Revenue Account – Texas Commission on Law Enforcement – This fund was created to receive court costs collected from defendants convicted under certain sections of the Penal Code. Money in this account is allocated to all local law enforcement agencies for continuing education of law enforcement personnel.

Fund 0221 - Federal Civil Defense & Disaster Relief Fund - This fund was created to hold federal funds appropriated to support the organization and coordination of a program of civil defense and disaster relief.

Fund 0222 - Department of Public Safety Federal Fund - This fund was created to receive federal funds for use in accordance with the "Federal Emergency Planning Program" and other Federal programs.

Fund 0453 - Disaster Contingency Fund - This fund was created to receive funds appropriated by legislature and gifts, grants or loans. Used for purposes appropriated by legislature in accordance with Texas Disaster Act 1975. The account administrator of this fund was moved by H.B. 2794 and S.B. 799, 86th Leg., R.S. to the Texas Division of Emergency Management (TDEM) from the Department of Public Safety. The bill created TDEM as a service agency of the Texas A&M University System.

Fund 0501 - Motorcycle Education Fund - This fund was created to receive \$5 of each Class M license renewal fee. Funds may be used to defray the costs of administering the motorcycle operation training and safety program.

Fund 0599 - Economic Stabilization Fund - To receive transfer of one-half of any unencumbered positive balance in the General Revenue Fund (0001) on the last day of the preceding biennium and an amount equal to 75 percent of excess oil and gas production taxes received in FY 1987 and any other money appropriated to the fund by the legislature. HB 1025; Section 21, appropriated the Department \$2,700,000.00 for Disasters during the 83rd Legislature. These funds were to be use during appropriation year 2012 and 2013 (appropriation year 2013 ran through FY 2015). DPS was appropriated \$15,000,000 in appropriation year 2018 for deferred maintenance. DPS was appropriated \$96,954,409 from fund 0599 to cover Hurricane Harvey, Hurricane Ike and Wildfire expenditures and \$6,229,489 for Helicopter replacement in Supplemental bill SB500.

Fund 5010 – Sexual Assault Program – This appropriated fund receives fees collected from sexually oriented businesses. Amounts in the account may only be appropriated to the Attorney General, Department of State Health Services, UT Austin, Texas State University, Governor's Office, Department of Public Safety, Comptroller Judiciary, Department of Criminal Justice, Juvenile Justice Department, Comptroller and Supreme Court for uses specified in law. Primarily for grants to such programs as: sexual violence awareness and prevention campaigns; victims of human trafficking; sexual assault nurse examiner programs; increase the level of sexual assault services in this state; victim assistance coordinators; and technology in rape crisis centers.

Fund 5013 - Breath Alcohol Testing Fund - This account is created in General Revenue to receive court costs from defendants convicted under the Penal Code.

Fund 5124 – Texas Emerging Technology Fund – On November 17, 2014 as part of the Budget Execution proposal signed by Rick Perry, David Dewhurst, and Joe Straus, awarded DPS \$7,000,000.00 from this fund for the purpose of increasing the department's border security operations which included capital equipment.

Fund 5153 - Emergency Radio Infrastructure Fund - Fees are deposited in the account as provided by Section 133.102(e) (11), Local Government Code. The account administrator changed from Department of Public Safety to the Governor's Office by H.B. 2952, 86th Leg., R.S.

Special Revenue Funds: Special revenue funds are used to account for the proceeds of specific revenue sources (other than for private-purpose trusts or for major capital projects) that are legally restricted to use for specified purposes.

Fund 0006 - State Highway Fund - This fund receives funds allocated by law for public road construction, maintenance, and monitoring and law enforcement of the state's highway system. DPS activity in this fund is winding down. All activity related to this fund relates to prior years. In FY 2020 DPS will no longer report this fund.

Capital Projects Funds: These funds are used to finance construction of new DPS buildings and Crime lab facilities in various state locations.

Fund 7211 - T.P.F.A. G.O. Series 2009B DPS Project Fund - The purpose of this fund is to deposit proceeds from the sale of bonds (except for amounts deposited to the interest and Sinking Fund) and Investment earnings. To be used to pay cost of issuance and project costs as defined in the bond resolution.

Fund 7629 - T.P.F.A. G.O. Commercial Paper Series 2008 DPS Project 1A Fund - The purpose of this fund is to deposit proceeds from the sale of bonds (except accrued interest) and investment earnings. To be used to pay cost of issuance and project costs as defined in the bond resolution.

Fund 7648 - T.P.F.A. G.O. Commercial Paper Series 2008 DPS Project 1B Fund - The purpose of this fund is to deposit proceeds from the sale of bonds (except accrued interest) and investment earnings. To be used to pay cost of issuance and project costs as defined in the bond resolution.

Fund 7656 - T.P.F.A. G.O. Commercial Paper Series 2008 DPS Project 1C Fund - The purpose of this fund is to deposit proceeds from the sale of bonds (except accrued interest) and investment earnings. To be used to pay cost of issuance and project costs as defined in the bond resolution.

Fiduciary Fund Types

Fiduciary funds account for assets held by the state in a trustee capacity or as an agent for individuals, private organizations, other governmental units, and/or other funds. When assets are held under the terms of a formal trust agreement, either a pension trust fund, or a private purpose trust fund is used.

Agency Funds: Agency funds are used to account for assets the government holds on behalf of others in a purely custodial capacity. Agency funds involve only the receipt, temporary investment, and remittance of fiduciary resources to individuals, private organizations, or other governments.

Basis of Accounting

The basis of accounting determines when revenues and expenditures or expenses are recognized in the accounts reported in the financial statements. The accounting and financial reporting treatment applied to a fund is determined by its measurement focus.

Governmental fund types that build the fund financial statements are accounted for using the modified accrual basis of accounting. Under the modified accrual basis, revenues are recognized in the period in which they become both measurable and available to finance operations of the fiscal year or liquidate

liabilities existing at fiscal year-end. The State of Texas considers receivables collected within **sixty days** after year-end to be available and recognizes them as revenues of the current year for Fund Financial Statements prepared on the modified accrual basis. Expenditures and other uses of financial resources are recognized when the related liability is incurred.

Governmental adjustment fund types that will build the government-wide financial statements are accounted for using the full accrual basis of accounting. This includes capital assets, accumulated depreciation, unpaid Employee Compensable leave, the unmatured debt service (principal and interest) on general long-term liabilities, long-term capital leases, long-term claims and judgments and full accrual revenues and expenses. The activity will be recognized in these fund types.

Budgets and Budgetary Accounting

The budget is prepared biennially and represents appropriations authorized by the legislature and approved by the Governor (the General Appropriations Act).

Unencumbered appropriations are generally subject to lapse 60 days after the end of the fiscal year for which they were appropriated.

Assets, Liabilities, and Fund Balances/Net Assets

Assets

Cash and Cash Equivalents: Short-term highly liquid investments with an original maturity of three months or less are considered cash equivalents.

Inventories and Prepaid Items: Inventories include both merchandise inventories on hand for sale and consumable inventories. Inventories are valued at cost generally utilizing the last-in, first-out method. The consumption method of accounting is used to account for inventories and prepaid items that appear in the governmental and proprietary fund types. The cost of these items is expensed when the items are consumed.

Capital Assets: Assets with an initial, individual cost of more than \$5,000 and an estimated useful life in excess of one year should be capitalized. These assets are capitalized at cost or, if not purchased, at appraised fair value as of the date of acquisition. Purchases of assets by governmental funds are reported as expenditures. Depreciation is reported on all "exhaustible" assets. "Inexhaustible" assets such as works of art and historical treasures are not depreciated. Road and highway infrastructure is reported on the modified basis. Assets are depreciated over the estimated useful life of the asset using the straight-line method.

Current Receivables - Other: Other receivables include year-end revenue accruals. This account can appear in governmental and proprietary fund types.

Liabilities

Accounts Payable: Accounts Payable represents the liability for the value of assets or services received at the balance sheet date for which payment is pending.

Current Payables - Other: Payables are the accrual at year-end of expenditure transactions. Payables may be included in either the governmental or proprietary fund types.

Employees' Compensable Leave Balances: Employees' Compensable Leave Balances represent the liability that becomes "due" upon the occurrence of relevant events such as resignations, retirements, and uses of leave balances by covered employees. Liabilities are reported separately as either current or non-current in the statement of net assets.

Fund Balance / Net Assets

The difference between fund assets and liabilities is 'Net Assets' on the government-wide, proprietary and fiduciary fund statements, and the 'Fund Balance' is the difference between fund assets and liabilities on the governmental fund statements.

Fund Balance Components: Fund balances for governmental funds are classified as non-spendable, restricted, committed, assigned or unassigned in the fund financial statements.

- Non-spendable fund balance includes amounts not available to be spent because they are either (1) not in spendable form or (2) legally or contractually required to be maintained intact.

- Restricted fund balance includes those resources that have constraints placed on their use through external parties or by law through constitutional provisions.
- Committed fund balance can be used only for specific purposes pursuant to constraints imposed by a formal action of the Texas Legislature, the state's highest level of decision making authority.
- Assigned fund balance includes amounts constrained by the state's intent to be used for specific purposes, but are neither restricted nor committed. Intent is expressed by (1) the Texas Legislature or (2) a body (for example, a budget or finance committee) or official to which the governing body has delegated the authority to assign amounts to be used for specific purposes.
- Unassigned fund balance is the residual classification for the general fund. This classification represents fund balance that was not assigned to other funds and was not restricted, committed or assigned to specific purposes within the general fund.

Invested In Capital Assets, Net Of Related Debt: Invested in capital assets, net of related debt consists of capital assets, net of accumulated depreciation and reduced by outstanding balances for bond, notes and other debt that are attributed to the acquisition, construction or improvement of those assets.

Restricted Net Assets: Restricted net assets result when constraints placed on net asset use are either externally imposed by creditors, grantors, contributors and the like or imposed by law through constitutional provisions or enabling legislation.

Unrestricted Net Assets: Unrestricted net assets consist of net assets that do not meet the definition of the two preceding categories. Unrestricted net assets often have constraints on resources, which are imposed by management but can be removed or modified

Interfund Activities and Balances

The agency has the following types of transactions between funds:

Transfers: Legally required transfers that are reported when incurred as 'Transfers In' by the recipient fund and as 'Transfers Out' by the disbursing fund.

Reimbursements: Reimbursements are repayments from funds responsible for expenditures or expenses to funds that made the actual payment. Reimbursements of expenditures made by one fund for another that are recorded as expenditures in the reimbursing fund and as a reduction of expenditures in the reimbursed fund. Reimbursements are not displayed in financial statements.

Interfund Receivables and Payables: Interfund loans are reported as interfund receivables and payables. If repayment is due during the current year or soon thereafter it is classified as "Current", repayment for two (or more) years is classified as "Non-Current".

Interfund Sales and Purchases: Charges or collections for services rendered by one fund to another that are recorded as revenues of the recipient fund and expenditures or expenses of the disbursing fund.

Note 2: Capital Assets

A summary of changes in Capital Assets for the year ended August 31, 2019, is presented below:

	Balance 9/1/2018	Adj	Reclassifications		Additions	Deletions	Balance 8/31/2019	
			Completed CIP	Inc-Int'gy Trans				Dec-Int'gy Trans
GOVERNMENTAL ACTIVITIES								
Non-Depreciable Assets								
Land and Land Improvements	\$13,854,598.44						\$13,854,598.44	
Construction in Progress	124,407,438.33	(2,005,525.38)	(50,731,102.21)		8,255,392.69		79,926,203.43	
Other Capital Assets								
Total Non-Depreciable Assets	\$138,262,036.77	\$(2,005,525.38)	\$(50,731,102.21)	\$ -	\$ -	\$8,255,392.69	\$ -	\$93,780,801.87
Depreciable Assets								
Buildings and Building Improvements	\$289,730,517.39	(\$83,641.07)	\$50,481,102.21		\$8,908,414.48		\$349,036,393.01	
Infrastructure Facilities and Other Improvements	823,109.00						823,109.00	
Furniture and Equipment	1,529,979.18		250,000.00		597,630.00		2,377,609.18	
Vehicle, Boats & Aircraft	239,883,996.02	1,333,858.95		20,000.00	(59,384.79)	8,733,232.45	(6,101,009.58)	243,810,693.05
Other Capital Assets	261,853,964.15	(5,966.00)		205,463.00	(325,810.23)	44,786,679.72	(17,836,438.19)	288,677,892.45
Total Depreciable Assets at Historical Cost	\$794,739,861.74	\$1,244,251.88	\$ 50,731,102.21	\$225,463.00	(\$385,195.02)	\$63,998,722.61	(\$23,937,447.77)	\$886,616,758.65
Less Accumulated Depreciation for:								
Buildings and Improvements	(\$130,066,791.31)	(\$6,224,189.49)			(\$2,300,715.66)		(\$138,591,696.46)	
Infrastructure Facilities and Other Improvements	(336,102.76)				(41,155.44)		(377,258.20)	
Furniture and Equipment	(366,278.74)				(98,228.82)		(464,507.56)	
Vehicles, Boats & Aircraft	(177,283,980.93)	(392,700.65)		\$ (555.55)	35,937.90	(19,570,358.92)	5,988,217.48	(191,223,440.67)
Other Capital Assets	(163,691,203.36)			\$ (142,207.49)	288,611.31	(26,399,786.94)	16,863,300.89	(173,081,285.59)
Total Accumulated Depreciation	(\$471,867,970.83)	(\$6,616,890.14)	\$ -	(\$142,763.04)	\$324,549.21	(\$48,522,368.38)	\$22,851,518.37	(\$503,973,924.81)
Amortizable Assets - Intangible								
Computer Software	\$15,319,750.47	(\$24,240.00)			\$361,189.56	(\$5,019,884.04)	\$10,636,815.99	
Total Depreciable Assets at Historical Costs	\$15,319,750.47	\$ (24,240.00)	\$ -	\$ -	\$ -	\$361,189.56	\$ (5,019,884.04)	\$10,636,815.99
Less Accumulated Amortization for:								
Computer Software	(\$13,583,246.61)	\$ 24,240.00			(\$990,664.81)	\$ 4,779,735.14	(\$9,769,936.28)	
Other Intangible Capital Assets								
Total Accumulated Amortization	(\$13,583,246.61)	\$ 24,240.00	\$ -	\$ -	\$ -	(\$990,664.81)	\$ 4,779,735.14	(\$9,769,936.28)
Governmental Activities Capital Assets, Net	\$462,870,431.54	(\$7,378,163.64)	\$0.00	\$82,699.96	(\$60,645.81)	\$23,102,271.67	(\$1,326,078.30)	\$477,290,515.42

Note 3: Deposits, Investments, & Repurchase Agreements

Texas Department of Public Safety is authorized by statute to make investments following the “prudent person rule.” There were no significant violations of legal provisions during the period.

Deposits of Cash in Bank

As of August 31, 2019, the carrying amount of deposits was \$435,584.54 as presented below.

Governmental and Business-Type Activities	
Cash in Bank – Carrying Value	\$ 432,000.00
Cash in Bank per AFR	\$ 432,000.00

Fiduciary Funds	
Cash in Bank – Carrying Value	\$ 3,709.54
Cash in Bank per AFR	\$ 3,709.54

Note 4: Short-Term Debt *Not Applicable*

Note 5: Long-Term Liabilities

Changes in Long-Term Liabilities

During the year ended August 31, 2019 the following changes occurred in liabilities.

Governmental Activities	Balance 9/01/18	Additions	Reductions	Balance 8/31/19	Amounts Due Within 1 Year	Amounts Due Thereafter
Capital Lease Obligations	\$18,903,654.59		\$3,600,000.00	\$15,303,654.59	\$3,600,000.00	\$11,703,654.59
Claims and Judgements	\$65,806.35	\$13,415.40	\$65,806.35	\$13,415.40	\$13,415.40	\$0.00
Compensable Leave	\$88,910,127.96	\$205,257,693.90	\$210,553,323.58	\$83,614,498.28	\$51,086,494.08	\$32,528,004.20
Pollution Remediation	\$421,500.00	\$132,500.00	\$296,000.00	\$258,000.00	\$258,000.00	\$0.00
Total Governmental Activities	\$108,301,088.90	\$205,403,609.30	\$214,515,129.93	\$99,189,568.27	\$54,957,909.48	\$44,231,658.79

\$

Employees' Compensable Leave

A state employee is entitled to be paid for all unused vacation time accrued, in the event of the employee's resignation, dismissal, or separation from State employment, provided the employee has had continuous employment with the State for six months. Expenditures for accumulated annual leave balances are recognized in the period paid or taken in governmental fund types. For these fund types, the liability for unpaid benefits is recorded in the Statement of Net Assets. An expense and liability for proprietary fund types are recorded in the proprietary funds as the benefits accrue to employees. No liability is recorded for non-vesting accumulating rights to receive sick pay benefits.

Pollution Remediation Obligations

The Agency is responsible for: the maintenance of DPS state owned underground storage tanks and is currently managing 8 sites; conducting mold and lead remediation at the North Lamar and Florence shooting ranges; the cleanup and preventative measures for the protection of Waller Creek; asbestos abatement in DPS state owned offices; and also managing chemical spill sites.

Note 6: Bonded Indebtedness*Not Applicable***Note 7: Bonded Derivatives***Not Applicable***Note 8: Leases****Operating Leases**

Included in the expenditures reported in the financial statements are the following amounts of rent paid or due under operating lease obligations:

Fund Type	Amount
General Fund	\$ 21,930,353.32

Future minimum lease rental payments under non-cancelable operating leases having an initial term in excess of one year are as follows:

Year Ending August 31, 2020	16,298,329.43
Year Ending August 31, 2021	15,502,975.77
Year Ending August 31, 2022	14,160,840.38
Year Ending August 31, 2023	11,311,896.49
Year Ending August 31, 2024	9,643,844.15
Year Ending August 31, 2025	8,599,740.94
Year Ending August 31, 2026	6,776,674.57
Year Ending August 31, 2027	5,850,822.87
Year Ending August 31, 2028	1,782,512.31
Year Ending August 31, 2029	404,934.74
Year Ending August 31, 2030	21,701.92
Total Minimum Future Lease Rental Payments	\$90,354,273.57

Capital Leases

The Department of Public Safety has entered into long-term leases for financing the purchase of certain capital assets. Such leases are classified as capital leases for accounting purposes; therefore, such leases are recorded at the present value of the future minimum lease payments at the inception of the lease. The following is a summary of the original capital costs of all such property under the lease in addition to the accumulated depreciation as of 8/31/19:

Governmental Activities			
Class of Property	Assets under Capital Lease	Accumulated Depreciation	Total Governmental Activities
Furniture & Equipment	\$ 35,063,479.85	(\$32,161,679.47)	\$ 2,901,800.38
Totals	\$ 35,063,479.85	(\$32,161,679.47)	\$ 2,901,800.38

Future minimum lease payments under these capital leases, together with the present value of the net minimum lease payments at fiscal year-end, are as follows:

	Principal	Interest	Total Future Minimum Lease Payments
Year Ending August 31, 2020	3,600,000.00	0	3,600,000.00
Year Ending August 31, 2021	3,600,000.00	0	3,600,000.00
Year Ending August 31, 2022	3,600,000.00	0	3,600,000.00
Year Ending August 31, 2023 and beyond	4,503,654.59	0	4,503,654.59
Total Capital Lease Payments	\$15,303,654.59	\$0	\$15,303,654.59

Note 9: Pension Plans

Not Applicable

Note 10: Deferred Compensation

Not Applicable

Note 11: Post Employment Health Care and Life Insurance *Not Applicable*

Note 12: Interfund Activities and Transactions

Not Applicable

Note 13: Continuance Subject to Review

Under the Texas Sunset Act, the Agency will be abolished effective September 1, 2031, unless continued in existence by the Legislature as provided by the Act. If abolished, the agency may continue until September 1, 2032 to close out its operations.

Note 14: Adjustments to Fund Balances/Net Assets

During FY 2019, adjustments were made which required the restatement of the amounts in fund balances and fund equity as shown and discussed below:

- a. Capital Assets related error corrections
- b. Error correction

	Capital Assets	Fund 0001	Fund 0092	Fund 0222	Fund 0006
Fund Balance August 31, 2019	\$462,870,431.54	\$204,107,044.04	\$4,249,138.29	\$2,308,964.72	(\$868,337.57)
Restatements					
a, Capital Assets and related accumulated	(7,378,163.64)				
b, Error correction		549,427.31		(2,169,200.89)	868,337.57
c, Reimbursements for Previously Reported Disaster Expenses			(15,871,479.77)		
Fund Balance September 1, 2019 as Restated	\$455,492,267.90	\$204,656,471.35	(\$11,622,341.48)	\$139,763.83	-

Note 15: Contingent Liabilities

Unpaid Claims and Lawsuits

Unpaid claims totaled \$13,415.40 as of August 31, 2019. These miscellaneous claims were set up as liabilities. (Please see note 5.)

As of August 31, 2019, The Texas Department of Public Safety or employees of the Texas Department of Public Safety sued on behalf of their official acts were named as defendants in 80 lawsuits. These included suits arising from tort claims, civil rights, wrongful death and third party claims. The monetary range of potential damages claimed against the Department range from \$0 (i.e. injunctive relief only sought) to greater \$1,000,000. Some cases are clearly frivolous in nature. Adverse judgment of suits determined valid could result in liabilities to the Department, but based on prior experience, it is unlikely that the outcome for these claims will materially affect the financial position of the Department. It is anticipated that any resulting judgments of consequence would be presented to a forthcoming session of the legislature for its consideration as to method of funding.

Federal Assistance

The Department has received several federal grants for specific purposes that are subject to review and audit by the grantor agencies. Such audits could lead to a request for reimbursements from grantor agencies for expenditures disallowed under the terms of the grant. Based on prior experience, management believes such disallowances, if any, will be immaterial.

Under the Texas Sunset Act, the Agency will be abolished effective September 1, 2031 unless continued in existence by the Legislature as provided by the Act. If abolished, the agency may continue until September 1, 2031 to close out its operations.

Note 16: Subsequent Events *Not Applicable*

Note 17: Risk Management

DPS is exposed to a variety of civil claims resulting from the performance of its duties. It is agency policy to periodically assess the proper combination of commercial insurance and retention of risk to cover losses to which it may be exposed.

The agency assumes substantially all risks associated with tort and liability claims due to the performance of its duties. Currently there is no purchase of commercial insurance nor is the agency involved in any risk pools with other government entities.

The agency’s liabilities are reported when it is both probable that a loss has occurred and the amount of that loss can be reasonably estimated. Liabilities include an amount for claims that have been incurred but not reported. Liabilities are reevaluated periodically to consider current settlements, frequency of claims, past experience and economic factors. There were no significant reductions in insurance coverage in the past year and losses did not exceed funding arrangements during the past three years. Changes in the balances of the agency’s claims liabilities during fiscal 2019 were:

	Beginning Balance	Increases	Decreases	Ending Balance
2019	\$65,806.35	\$13,415.40	\$65,806.35	\$13,415.40
2018	\$97,931.08	\$1,296,098.03	\$1,328,222.76	\$65,806.35

Note 18: Management Discussion & Analysis

DPS had two notable items in FY 2019:

- 1) DPS was appropriated additional funding to secure the border including additional equipment and personnel.
- 2) Federal Emergency Management Agency (FEMA) Disaster 4332, Hurricane Harvey, was declared in late August 2017 as a Category 4 storm. The largest storm to hit the Texas Coast since Hurricane Katrina in 2005. The financial activity of this disaster will take at least eight years to complete, possibly longer. Hurricane Harvey is estimated to have approximately \$16 billion of state and federal funds for DPS in the current biennium and next biennium (2020-2021).
- 3) As a result of Hurricane Harvey, DPS has elected to use authority provided in S.B. 1, 85th Legislature, Regular Session, Article IX, Section 14.04(e), to transfer funds from fiscal year 2019 into fiscal year 2018 for expenditures related to fiscal year 2018 disaster response and recovery. Senate Bill 500, the supplemental appropriations bill, appropriated additional funds to DPS for AY 19 in the amount of \$97.9M to reimburse DPS for costs of Hurricane Harvey. Additionally, SB500 appropriated \$5.8M for the Crime Lab operations, and \$6.2M for a replacement helicopter.

Note 19: The Financial Reporting Entity

Not Applicable

Note 20: Stewardship, Compliance, & Accountability

Confiscated/Entrusted Property

Confiscated/Entrusted Property represents assets held by the Department as the result of criminal investigations or stolen assets recovered by the Department. Those seized assets are held in the custody of the Department at the request of various courts in the State until court decisions have been made. At the time of the decisions, the property will either be returned to the defendant or awarded to the State, county, or federal government. Stolen assets recovered by the Department are held until positive identification is made and those items can be returned to the rightful owner.

Confiscated/Entrusted Property may consist of cash, foreign currency, automobiles, airplanes, weapons, precious metals and various other assets of value and is maintained throughout the State in Department-secured locations. On August 31, 2019, a physical count of the property was performed. U.S. monetary assets are recorded in Agency Funds. The values of the other confiscated assets cannot be readily determined and are disclosed only by type as listed above.

Note 21:	<i>Not Applicable</i>
Note 22: Donor Restricted Endowments	<i>Not Applicable</i>
Note 23: Extraordinary or Special Items	<i>Not Applicable</i>
Note 24: Disaggregation of Receivable and Payable Balances	<i>Not Applicable</i>
Note 25: Termination Benefits	<i>Not Applicable</i>
Note 26: Segment Information	<i>Not Applicable</i>
Note 27: Service Concession Arrangements	<i>Not Applicable</i>
Note 28: Deferred Outflows of Resources and Deferred Inflows of Resources	<i>Not Applicable</i>
Note 29: Trouble Debt Restructuring	<i>Not Applicable</i>
Note 30: Non-Exchange Financial Guarantees	<i>Not Applicable</i>
Note 31: Tax Abatements	<i>Not Applicable</i>

Note 32: Fund Balances

DPS has the following restrictions/covenants causing fund balances to be committed and restricted:

GAAP Fund	Fund	AFR 54 Class	Citation	Comments
0001	1002	Restricted	GAA, Article V, 47	Budget execution order Item 2 – Strategy 1-1-4 Local Border Security
0001	1003	Restricted	GAA, Article V, 47	Budget execution order Item 4 – Strategy 1-1-4 Local Border Security
0001	1007	Restricted	GAA, Article V, 47	HB 2 Supplemental OSS Funding
0001	2101	Restricted	GR	General Revenue
0001	3045	Restricted	Grant Contract	OOG DR4223 Assistance Grant
0001	3046	Restricted	Grant Contract	OOG DR4245 Assistance Grant – Strategy 4-1-3 Recovery & Mitigation – Gen Budget
0001	3047	Restricted	Grant Contract	OOG DR4255 Assistance Grant
0001	3048	Restricted	Grant Contract	OOG DR4266 Assistance Grant
0001	3050	Restricted	Grant Contract	OOG DR4272 Assistance Grant
0001	3146	Restricted	Federal CFDA 16.575	Federal Funds, restrictions are externally imposed by federal agencies
0001	3656	Restricted	Grant Contract	N TX Tollway Dallas IAC 2016
0001	3697	Restricted	TDA-AG Grant	Roadside Inspection 2017
0001	3698	Restricted	TDA-AG Grant	Roadside Inspection 2018
0001	3897	Restricted	Grant Contract	Harris County Breath Alcohol Lab Scientist
0001	3898	Restricted	Grant Contract	Harris County Breath Alcohol Lab Scientist
0001	5066	Restricted	Federal CFDA 20.616	Federal Funds, restrictions are externally imposed by federal agencies
0001	5235	Restricted	Grant Contract	OOG Open Disaster Grant
0001	5244	Restricted	Grant Contract	MOU w/USSS 405-CID-15-M50046
0001	5245	Restricted	Grant Contract	MOU USSS CID201209110918 Electronic Crimes
0001	5308	Restricted	Grant Contract	CCA Crime Scene Investigation Working Group
0001	5317	Restricted	Grant Contract	Work Zone Enforcement 09-4XXIA001 2018
0001	5326	Restricted	Federal CFDA 20.616	Federal Funds, restrictions are externally imposed by federal agencies
001	5347	Restricted	JLEO Agreement	JLEO US Marshalls Service Task Force FY 17
0001	5405	Restricted	Federal CFDA 16.710	Community Policing Development
0001	5456	Restricted	Grant Contract	FRA Texas DPS Subscribers Only
0001	5536	Restricted	Grant Contract	San Antonio PD – Crime Lab
0001	5557	Restricted	Grant Contract	FM 5116 Hidden Pines Assistance Grant
0001	5559	Restricted	Grant Contract	February 2016 Wildfire Grant
0001	5568	Restricted	Montgomery County Program	Montgomery County Evidence Testing FY 18
0001	5687	Restricted	Grant Contract	Austin Police Department – DNA Evidence Testing
0001	5697	Restricted	League City Program	City of League City Breath Alcohol Tech
0001	5737	Restricted	Federal CFDA 19.705	Federal Funds, restrictions are externally imposed by federal agencies
0001	5767	Restricted	Grant Contract	OOG Hurricane Harvey Assistance
0001	5818	Restricted	Grant Contract	Human Trafficking Rescue Alliance Task Force
0001	5888	Restricted	Brazos County Program	Brazos County Substance and Blood Analysis
0001	5898	Restricted	Grant Program	Houston Ship Channel Security District
0001	6300	Restricted	H.S. Title 9 B, CH 778	Emergency Management Assistance Compact – Appropriated Receipts
0001	6720	Restricted	State Seized	DPS State Fund
0001	7000	Restricted	General Revenue	Unappropriated
0001	7401	Restricted	Federal CFDA 20.218	National Motor Carrier Safety
0001	7901	Restricted	Grant Contract	North Texas Tollway
0001	7902	Restricted	Grant Contract	TDA Roadside Inspection
0001	7903	Restricted	Grant Contract	Governors IACS
0001	7904	Restricted	Grant Contract	Task Force Grants
0001	7905	Restricted	Grant Contract	OOG Disaster Grants

0001	7907	Restricted	Grant Contract	Crime Lab MOUS
0001	7908	Restricted	Grant Contract	ICA TX Lottery Commission
0001	7911	Restricted	Grant Contract	TXDOT Work Zone Enforcement
0001	7912	Restricted	Grant Contract	FRA Texas DPS Subscribers Only
0001	7914	Restricted	Grant Contract	Houston Ship Channel Sec Dist
0001	7915	Restricted	Grant Contract	TCEQ Harvey 528-18-81736 Debris Assistance
0092	0092	Restricted	Federal Disaster Fund	Federal Disaster Fund
0092	3014	Restricted	Federal Grant	TDEM FMAG Prior Year Carry Forward
0092	3161	Restricted	Federal CFDA 97.036	Federal Funds, restrictions are externally imposed by federal agencies
0092	3328	Restricted	Federal CFDA 81.106	Federal Funds, restrictions are externally imposed by federal agencies
0092	3461	Restricted	Federal CFDA 97.036	Federal Funds, restrictions are externally imposed by federal agencies
0092	3468	Restricted	Federal CFDA 97.036	Federal Funds, restrictions are externally imposed by federal agencies
0092	3565	Restricted	Federal CFDA 97.036	Federal Funds, restrictions are externally imposed by federal agencies
0092	3566	Restricted	Federal CFDA 97.036	Federal Funds, restrictions are externally imposed by federal agencies
0092	3575	Restricted	Federal CFDA 97.039	Federal Funds, restrictions are externally imposed by federal agencies
0092	3579	Restricted	Federal CFDA 97.039	Federal Funds, restrictions are externally imposed by federal agencies
0092	3580	Restricted	Federal CFDA 97.036	Federal Funds, restrictions are externally imposed by federal agencies
0092	3582	Restricted	Federal CFDA 97.036	Federal Funds, restrictions are externally imposed by federal agencies
0092	3890	Restricted	Federal Grant	TDEM Prior Year Carry Forward
0092	3983	Restricted	Federal CFDA 97.046	Federal Funds, restrictions are externally imposed by federal agencies
0092	3984	Restricted	Federal CFDA 97.036	Federal Funds, restrictions are externally imposed by federal agencies
0099	0099	Committed	GR account	Fund balance default to committed
0116	1116	Restricted	GR Account	Texas Commission on Law Enforcement
0221	0211	Restricted	Federal Grant	Federal Civil Defense & Disaster Relief Fund
0221	0221	Restricted	Federal Grant	Federal Civil Defense & Disaster Relief Fund
0221	2221	Restricted	Federal Grant	Federal Civil Defense & Disaster Relief Fund 0221
0221	7101	Restricted	Federal Grant	11.549 State/Local Implem Program
0222	0222	Restricted	Federal Seized	DPS Federal Seized Fund
0222	1222	Restricted	Federal CFDA 16.922	Federal Funds, restrictions are externally imposed by federal agencies
0222	1223	Restricted	Federal CFDA 21.000	Federal Funds, restrictions are externally imposed by federal agencies
0222	3222	Restricted	Federal Seized	DPS Federal Fund
0222	5222	Restricted	Federal Seized	DPS Federal Fund
0222	6222	Restricted	Federal Seized	DPS Federal Fund
0222	7204	Restricted	Federal Seized	DPS Federal Fund – Federal CJD
0222	7222	Restricted	Federal Seized	DPS Federal Fund
0453	2453	Committed	Disaster Contingency	Unappropriated Disaster Contingency Fund
0501	2501	Committed	Motorcycle Education Fund	Unappropriated Motorcycle Education Fund
0501	7501	Committed	Motorcycle Education Fund	Motorcycle Education Fund
5010	1010	Committed	Sexual Assault Program	Sexual Assault Program Fund
5010	4010	Committed	GR Breath Alcohol Testing	TXDPS Evidential Alcohol Test
5013	2513	Committed	GR Breath Alcohol Testing	Unappropriated Breath Alcohol Testing Fund
5013	5013	Committed	GR Breath Alcohol Testing	Gr Acct – Breath Alcohol Testing Fund
5153	2153	Restricted	TGC 411.403	Unappropriated Emergency Radio Infrastructure
5153	5153	Restricted	TGC 411.403	Unappropriated Emergency Radio Infrastructure
0006	0006	Restricted	State Highway Fund	State Highway Fund
7211	7211	Restricted	Project Fund	TPFA Go Series 2009B DPS Project Fund
7618	0490	Restricted	Construction	Construction General Obligation Bonds

UNAUDITED

Texas Department of Public Safety (405)
 Exhibit A-1 - Combining Balance Sheet - All General and Consolidated Funds
 For the Fiscal Year Ended August 31, 2019

	Consolidated Accounts					
	General	Federal	Operator & Chauffeur	Commission	Fed. Civil Defense & Disaster Relief	Federal
	Revenue Fund (0001)	Disaster Fund (0092)	License Fund (0099)	on Law Enforcement Fund (0116)	Fund (0221)	Fund (0222)
ASSETS						
Current Assets:						
Cash						
Cash on Hand	\$ 1,144,700.00					\$ 3,000.00
Cash in Bank	432,000.00					
Cash in State Treasury		8,326,831.30	402,551.91		135,389.14	3,943,254.40
Legislative Appropriations	280,568,553.52					
Receivables from:						
Federal	7,633,584.10	27,010,196.00			2,713.99	
Accounts Receivable						
Due From Other Funds						
Due From Other Agencies	1,515,971.03	104,615.67				
Consumable Inventories	321,984.08					
Merchandise Inventories	3,638,269.88					
Total Current Assets	\$ 295,255,062.61	\$ 35,441,642.97	\$ 402,551.91	\$ -	\$ 138,103.13	\$ 3,946,254.40
Non-Current Assets:						
Total Non-Current Assets:	\$ -	\$ -	\$ -	\$ -	\$ -	\$ -
Total Assets:	\$ 295,255,062.61	\$ 35,441,642.97	\$ 402,551.91	\$ -	\$ 138,103.13	\$ 3,946,254.40
LIABILITIES AND FUND BALANCES						
Current Liabilities:						
Payables from:						
Accounts	\$ 20,519,586.59	\$ 561,555.85			\$ 1,997.61	
Payroll	65,648,896.60	1,276,446.25				
Due To Other Funds						
Due To Other Agencies	677,166.22	23,789,115.73		10,968.02		
Unearned Revenues	73,995,966.90	4,787,150.06			7,956.68	3,846,450.57
Total Current Liabilities	\$ 160,841,616.31	\$ 30,414,267.89	\$ -	\$ 10,968.02	\$ 9,954.29	\$ 3,846,450.57
Non-Current Liabilities:						
Total Non-Current Liabilities:	\$ -	\$ -	\$ -	\$ -	\$ -	\$ -
Total Liabilities:	\$ 160,841,616.31	\$ 30,414,267.89	\$ -	\$ 10,968.02	\$ 9,954.29	\$ 3,846,450.57
Fund Balances (Deficits):						
Nonspendable in Inventory	\$ 3,960,253.96					
Restricted	130,453,192.34	5,027,375.08			128,148.84	99,803.83
Committed			402,551.91			
Unassigned				(10,968.02)		
Total Fund Balances	\$ 134,413,446.30	\$ 5,027,375.08	\$ 402,551.91	\$ (10,968.02)	\$ 128,148.84	\$ 99,803.83
Total Liabilities and Fund Balances	\$ 295,255,062.61	\$ 35,441,642.97	\$ 402,551.91	\$ -	\$ 138,103.13	\$ 3,946,254.40

UNAUDITED

Consolidated Accounts (continued)						
Disaster Contingency Fund (0453)	Motorcycle Education Fund (0501)	Economic Stabilization Fund (0599)	Sexual Assault Testing Program (FUND 5010)	Breath Alcohol Testing Fund (5013)	Emergency Radio Infrastructure Fund (5153)	TOTALS
						\$ -
						1,147,700.00
						432,000.00
360,376.13	16,758,675.09			10,624,358.98	23,453,156.68	64,004,593.63
						280,568,553.52
						-
						34,646,494.09
						-
		4,375,425.15	153,705.64		6,420,699.69	12,570,417.18
						321,984.08
						3,638,269.88
<u>\$ 360,376.13</u>	<u>\$ 16,758,675.09</u>	<u>\$ 4,375,425.15</u>	<u>\$ 153,705.64</u>	<u>\$ 10,624,358.98</u>	<u>\$ 29,873,856.37</u>	<u>\$ 397,330,012.38</u>
<u>\$ -</u>	<u>\$ -</u>	<u>\$ -</u>	<u>\$ -</u>	<u>\$ -</u>	<u>\$ -</u>	<u>\$ -</u>
<u>\$ 360,376.13</u>	<u>\$ 16,758,675.09</u>	<u>\$ 4,375,425.15</u>	<u>\$ 153,705.64</u>	<u>\$ 10,624,358.98</u>	<u>\$ 29,873,856.37</u>	<u>\$ 397,330,012.38</u>
	\$ 14,944.43	\$ 4,375,425.15	\$ 156,909.60		\$ 15,169.19	\$ 25,645,588.42
	31,825.44		84,816.70		31,096.13	\$ 67,073,081.12
						\$ -
						\$ 24,477,249.97
						\$ 82,637,524.21
<u>\$ -</u>	<u>\$ 46,769.87</u>	<u>\$ 4,375,425.15</u>	<u>\$ 241,726.30</u>	<u>\$ -</u>	<u>\$ 46,265.32</u>	<u>\$ 199,833,443.72</u>
<u>\$ -</u>	<u>\$ -</u>	<u>\$ -</u>	<u>\$ -</u>	<u>\$ -</u>	<u>\$ -</u>	<u>\$ -</u>
<u>\$ -</u>	<u>\$ 46,769.87</u>	<u>\$ 4,375,425.15</u>	<u>\$ 241,726.30</u>	<u>\$ -</u>	<u>\$ 46,265.32</u>	<u>\$ 199,833,443.72</u>
						\$ 3,960,253.96
					29,827,591.05	\$ 165,536,111.14
360,376.13	16,711,905.22			10,624,358.98		\$ 28,099,192.24
			(88,020.66)			\$ (98,988.68)
<u>\$ 360,376.13</u>	<u>\$ 16,711,905.22</u>	<u>\$ -</u>	<u>\$ (88,020.66)</u>	<u>\$ 10,624,358.98</u>	<u>\$ 29,827,591.05</u>	<u>\$ 197,496,568.66</u>
<u>\$ 360,376.13</u>	<u>\$ 16,758,675.09</u>	<u>\$ 4,375,425.15</u>	<u>\$ 153,705.64</u>	<u>\$ 10,624,358.98</u>	<u>\$ 29,873,856.37</u>	<u>\$ 397,330,012.38</u>

The accompanying notes to the financial statements are an integral part of this statement.

UNAUDITED

Texas Department of Public Safety (405)
 Exhibit A-2 - Combining Statement of Revenues, Expenditures, and Changes in Fund Balances -
 All General and Consolidated Funds
 For the Fiscal Year Ended August 31, 2019

	General		Consolidated Accounts			
	General	Federal	Operator & Chaffeur	Commission	Fed. Civil Defense & Disaster Relief	Federal
	Revenue Fund (0001)	Disaster Fund (0092)	License Fund (0099)	on Law Enforcement Fund (0116)	Relief Fund (0221)	Federal Fund (0222)
REVENUES						
Legislative Appropriations:						
Original Appropriations	\$ 865,925,986.09					
Additional Appropriations	180,945,290.09					
Federal Revenue (Schedule 1A)	28,339,225.63	580,639,848.53			572,656.31	3,467,223.85
Federal Grant Pass-Through Revenue (Schedule 1A)	4,167,725.37	270,678.80				
State Grant Pass-Through Revenue (Schedule 1B)	9,730,461.20					
Licenses, Fees & Permits	86,311,682.34					
Interest and Other Investment Income	346,227.97				3,309.90	
Land Income						
Settlement of Claims	648,030.58					
Sales of Goods and Services	14,768,546.39					
Other	1,341,383.74	16,514,770.73				
Total Revenues	\$ 1,192,524,559.40	\$ 597,425,298.06	\$ -	\$ -	\$ 575,966.21	\$ 3,467,223.85
EXPENDITURES						
Salaries and Wages	\$ 647,368,227.02	\$ 5,840,693.45			\$ 116,249.37	
Payroll Related Costs	192,740,046.67	4,472,406.66			33,345.36	
Professional Fees and Services	40,512,398.30	12,859,349.64			274,068.82	
Travel	11,411,500.97	377,281.70			21,636.39	
Materials and Supplies	80,171,660.79	5,707,773.78			116.62	186,791.19
Communication and Utilities	23,871,102.08	496,499.36				
Repairs and Maintenance	33,244,189.67	1,182,473.49			(475.71)	11,154.00
Rentals and Leases	21,930,353.32	1,258,765.86			31.00	
Printing and Reproduction	8,462,330.41	1,938.15				
Claims and Judgments	1,588,072.26					
Federal Grant Pass-Through Expenditures		121,276,153.27				
State Grant Pass-Through Expenditures (Schedule 1B)						
Intergovernmental Payments	17,971,550.49	368,399,758.86			(2,147.65)	
Public Assistance Payments	109,811.26	45,755,773.48				
Other Expenditures	81,721,298.88	12,809,340.21			128,770.20	
Debt service:						
Principal	905,371.20					2,694,628.80
Capital Outlay	57,942,235.16	337,373.59				574,649.86
Total Expenditures	\$ 1,219,950,148.48	\$ 580,775,581.50	\$ -	\$ -	\$ 571,594.40	\$ 3,467,223.85
Excess (Deficiency) of Revenues over Expenditures	\$ (27,425,589.08)	\$ 16,649,716.56	\$ -	\$ -	\$ 4,371.81	\$ -
OTHER FINANCING SOURCES (USES)						
Sale of Capital Assets	\$ 1,993,785.34				\$ 94.20	\$ (39,960.00)
Insurance Recoveries	218,355.97					
Interagency transfer of Capital Assets	30,434.00					
Transfers In						
Transfers Out	(2,684,672.30)					
Total Other Financing Sources (Uses)	\$ (442,096.99)	\$ -	\$ -	\$ -	\$ 94.20	\$ (39,960.00)
Net Change in Fund Balances	\$ (27,867,686.07)	\$ 16,649,716.56	\$ -	\$ -	\$ 4,466.01	\$ (39,960.00)
FUND FINANCIAL STATEMENT - FUND BALANCES						
Fund Balances - Beginning	\$ 204,107,044.04	\$ 4,249,138.29	\$ 402,551.91	\$ (10,968.02)	\$ 123,682.83	\$ 2,308,964.72
Restatements	549,427.31	(15,871,479.77)				(2,169,200.89)
Fund Balances as Restated	204,656,471.35	(11,622,341.48)	402,551.91	(10,968.02)	123,682.83	139,763.83
Appropriations Lapsed	(42,375,338.98)					
Fund Balances--Ending (See Note 18)	\$ 134,413,446.30	\$ 5,027,375.08	\$ 402,551.91	\$ (10,968.02)	\$ 128,148.84	\$ 99,803.83

UNAUDITED

Consolidated Accounts (continued)						
Disaster Contingency Fund (0453)	Motorcycle Education Fund (0501)	Economic Stabilization Fund (0599)	Sexual Assault Testing Program (FUND 5010)	Breath Alcohol Testing Fund (5013)	Emergency Radio Infrastructure Fund (5153)	TOTALS
						\$ 865,925,986.09
						180,945,290.09
						613,018,954.32
						4,438,404.17
	1,341,739.00			845,487.10	8,509,315.36	9,730,461.20
						97,008,223.80
						349,537.87
						-
						648,030.58
						14,768,546.39
						17,856,154.47
\$ -	\$ 1,341,739.00	\$ -	\$ -	\$ 845,487.10	\$ 8,509,315.36	\$ 1,804,689,588.98
	\$ 339,991.09	\$ 41,523,246.65	\$ 1,122,504.93	\$ 2,872,268.81	\$ 276,904.74	\$ 699,460,086.06
	442,808.22		1,033,407.53		107,199.55	198,829,213.99
	131,335.67	5,394,768.64				59,171,921.07
	26,877.31		10,054.11		13,257.81	11,860,608.29
	17,281.20	182,145.79	262,633.84		36,063.64	86,584,466.85
	3,254.06	14,688.00			157.39	24,385,700.89
	1,828.20	3,480,620.31	37,682.44		1,835.91	37,959,308.31
	18,879.76	30,778.00			10.00	23,238,817.94
	1,955.88		5.00		20.00	8,466,249.44
						1,588,072.26
						121,276,153.27
					5,743,476.88	5,743,476.88
		9,644,718.84				396,013,880.54
		130,653.15				45,996,237.89
12,381.10	18,302.81	3,450,377.28	13,897.31	3,007.00	70,892.79	98,228,367.58
						0.00
						3,600,000.00
		11,584,404.67	173,487.72		7,000.00	70,619,151.00
\$ 12,381.10	\$ 1,002,514.20	\$ 75,436,401.33	\$ 2,653,672.88	\$ 2,875,275.81	\$ 6,256,918.71	\$ 1,893,001,712.26
\$ (12,381.10)	\$ 339,224.80	\$ (75,436,401.33)	\$ (2,653,672.88)	\$ (2,029,788.71)	\$ 2,252,396.65	\$ (88,312,123.28)
						\$ 1,953,919.54
						218,355.97
						30,434.00
		75,436,401.33	2,697,772.96			78,134,174.29
(1,659,500.77)					(2,137,278.47)	(6,481,451.54)
\$ (1,659,500.77)	\$ -	\$ 75,436,401.33	\$ 2,697,772.96	\$ -	\$ (2,137,278.47)	\$ 73,855,432.26
\$ (1,671,881.87)	\$ 339,224.80	\$ -	\$ 44,100.08	\$ (2,029,788.71)	\$ 115,118.18	\$ (14,456,691.02)
\$ 2,032,258.00	\$ 16,372,680.42	\$ -	\$ (132,120.74)	\$ 12,654,147.69	\$ 29,712,472.87	\$ 271,819,852.01
						\$ (17,491,253.35)
2,032,258.00	16,372,680.42	0.00	(132,120.74)	12,654,147.69	29,712,472.87	254,328,598.66
						(42,375,338.98)
\$ 360,376.13	\$ 16,711,905.22	\$ -	\$ (88,020.66)	\$ 10,624,358.98	\$ 29,827,591.05	\$ 197,496,568.66

UNAUDITED

**Texas Department of Public Safety (405)
Exhibit B-1 - Combining Balance Sheet - Special Revenue Funds
For the Fiscal Year Ended August 31, 2019**

	<u>Special Revenue</u>		
	<u>State Highway</u>		
	<u>Fund (0006)</u>		<u>TOTALS</u>
ASSETS			
Current Assets:			
Cash			
Cash on Hand	\$	-	\$ -
Cash in Bank			
Cash in State Treasury			
Legislative Appropriations			
Receivables from:			
Federal			
Accounts Receivable			
Due From Other Funds			
Due From Other Agencies			-
Total Current Assets	\$	-	\$ -
Total Assets:	\$	-	\$ -
LIABILITIES AND FUND BALANCES			
Liabilities			
Current Liabilities:			
Payables from:			
Accounts		\$	-
Payroll			-
Due to Other Funds			
Due To Other Agencies			
Interfund Payable			
Unearned Revenue			
Total Current Liabilities	\$	-	\$ -
Non-Current Liabilities:	\$	-	\$ -
Total Non-Current Liabilities:	\$	-	\$ -
Total Liabilities:	\$	-	\$ -
Fund Balances (Deficits):			
Restricted		-	-
Unreserved/Undesignated			
Unassigned		-	-
Total Fund Balances	\$	-	\$ -
Total Liabilities and Fund Balances	\$	-	\$ -

The accompanying notes to the financial statements are an integral part of this statement.

UNAUDITED

Texas Department of Public Safety (405)
 Exhibit B-2 - Combining Statement of Revenues, Expenditures, and Changes in Fund Balances -
 Special Revenue Funds
 For the Fiscal Year Ended August 31, 2019

	<u>Special Revenue</u>		
	<u>State Highway</u>		
	<u>Fund (0006)</u>		<u>TOTALS</u>
REVENUES			
Federal Revenue	\$	-	\$ -
Federal Grant Pass-Through Revenue			
State Grant Pass-Through Revenue			
Licenses, Fees & Permits			-
Interest and Other Investment Income			
Land Income			
Settlement of Claims			
Sales of Goods and Services			
Other			-
Total Revenues	\$	-	\$ -
EXPENDITURES			
Salaries and Wages		\$	-
Payroll Related Costs			-
Professional Fees and Services			-
Travel			-
Materials and Supplies			-
Communication and Utilities			-
Repairs and Maintenance			-
Rentals and Leases			-
Printing and Reproduction			-
Claims and Judgments			-
Federal Grant Pass-Through Expenditures			
Intergovernmental Payments			
Public Assistance Payments			
Other Expenditures			-
Debt service:			
Principal			
Capital Outlay			-
Total Expenditures	\$	-	\$ -
Excess (Deficiency) of Revenues over Expenditures	\$	-	\$ -
OTHER FINANCING SOURCES (USES)			
Sale of Capital Assets	\$	-	\$ -
Increase in Obligations Under Capital Leases			
Insurance Recoveries			
Transfers In			-
Transfers Out			
Other Financing Sources (Uses)			
Total Other Financing Sources (Uses)	\$	-	\$ -
Net Change in Fund Balances/Net Assets	\$	-	\$ -
FUND FINANCIAL STATEMENT - FUND BALANCES			
Fund Balances - Beginning	\$	(868,337.57)	\$ (868,337.57)
Restatements	\$	868,337.57	\$ 868,337.57
Fund Balances as Restated		-	-
Fund Balances - Ending	\$	-	\$ -

The accompanying notes to the financial statements are an integral part of this statement.

Texas Department of Public Safety (405)
 Exhibit C-1 - Combining Balance Sheet - Capital Project Funds
 For the Fiscal Year Ended August 31, 2019

UNAUDITED

	Capital Projects Fund (7209)	Capital Projects Fund (7629)	Capital Projects Fund (7656)	TOTALS
ASSETS				
Current Assets:				
Cash				
Cash on Hand	\$ -	\$ -	\$ -	\$ -
Cash in Bank				
Receivables from:				
Federal				
Accounts Receivable		\$ -	\$ -	\$ -
Due From Other Agencies		\$ 18,813.41	\$ 19,542.26	\$ 38,355.67
Total Current Assets	\$ -	\$ 18,813.41	\$ 19,542.26	\$ 38,355.67
Total Assets:	\$ -	\$ 18,813.41	\$ 19,542.26	\$ 38,355.67
LIABILITIES AND FUND BALANCES				
Liabilities				
Current Liabilities:				
Payables from:				
Accounts Payable		\$ 18,813.41	\$ 19,542.26	\$ 38,355.67
Payroll				
Due To Other Agencies		\$ -	\$ -	\$ -
Total Current Liabilities	\$ -	\$ 18,813.41	\$ 19,542.26	\$ 38,355.67
Non-Current Liabilities:	\$ -	\$ -	\$ -	\$ -
Total Non-Current Liabilities:	\$ -	\$ -	\$ -	\$ -
Total Liabilities:	\$ -	\$ 18,813.41	\$ 19,542.26	\$ 38,355.67
Fund Balances (Deficits):				
Restricted	\$ -	\$ -	\$ -	\$ -
Unassigned	\$ -	\$ -	\$ -	\$ -
Total Fund Balances	\$ -	\$ -	\$ -	\$ -
Total Liabilities and Fund Balances	\$ -	\$ 18,813.41	\$ 19,542.26	\$ 38,355.67

The accompanying notes to the financial statements are an integral part of this statement.

UNAUDITED

Texas Department of Public Safety (405)

Exhibit C-2 - Combining Statement of Revenues, Expenditures, and Changes in Fund Balances -

Capital Project Funds

For the Fiscal Year Ended August 31, 2019

	Capital Projects Fund 7209	Capital Projects Fund (7629)	Capital Projects Fund (7656)	TOTALS
REVENUES				
Interest and Investment Income	\$ -	\$ -	\$ -	\$ -
Federal Revenue				
Federal Grant Pass-Through Revenue				
State Grant Pass-Through Revenue				
Licenses, Fees & Permits				
Land Income				
Settlement of Claims				
Sales of Goods and Services				
Other				
Total Revenues	\$ -	\$ -	\$ -	\$ -
EXPENDITURES				
Salaries and Wages	\$ -	\$ -	\$ -	\$ -
Payroll Related Costs				
Professional Fees and Services		17,500.00	89,110.38	106,610.38
Travel				
Materials and Supplies	-	104.50		104.50
Communication and Utilities		-	-	-
Repairs and Maintenance		341,681.88	6,675.26	348,357.14
Rentals and Leases		6,933.34	-	6,933.34
Printing and Reproduction				
Claims and Judgments				
Federal Grant Pass-Through Expenditures				
Intergovernmental Payments				
Public Assistance Payments				
Other Expenditures	(0.34)	129,547.15	206,502.40	336,049.21
Debt service:				
Principal				
Capital Outlay	-	1,193,836.25	648,346.61	1,842,182.86
Total Expenditures	\$ (0.34)	\$ 1,689,603.12	\$ 950,634.65	\$ 2,640,237.43
Excess (Deficiency) of Revenues over Expenditures	\$ 0.34	\$ (1,689,603.12)	\$ (950,634.65)	\$ (2,640,237.43)
OTHER FINANCING SOURCES (USES)				
Sale of Capital Assets	\$ -	\$ -	\$ -	\$ -
Insurance Recoveries				
Transfers In		1,689,603.12	950,634.65	2,640,237.77
Transfers Out	(0.34)	-	-	(0.34)
Total Other Financing Sources (Uses)	\$ (0.34)	\$ 1,689,603.12	\$ 950,634.65	\$ 2,640,237.43
Net Change in Fund Balances/Net Assets	\$ -	\$ -	\$ -	\$ -
FUND FINANCIAL STATEMENT - FUND BALANCES				
Fund Balances - Beginning	\$ -	\$ -	\$ -	\$ -
Appropriations Lapsed				
Fund Balances - Ending	\$ -	\$ -	\$ -	\$ -

The accompanying notes to the financial statements are an integral part of this statement.

UNAUDITED

Texas Department of Public Safety (405)

Exhibit J-1 - Combining Statement of Changes in Assets and Liabilities - Agency Funds
For the Fiscal Year Ended August 31, 2019

	Beginning Balance September 1, 2018	Additions	Deductions	Ending Balance August 31, 2019
<u>Veterans Donation (0368)</u>				
ASSETS				
Cash in State Treasury	\$ 2,439.50	\$ 1,517,344.00	\$ 1,393,297.00	\$ 126,486.50
Total Assets	\$ 2,439.50	\$ 1,517,344.00	\$ 1,393,297.00	\$ 126,486.50
LIABILITIES				
Funds Held for Others	\$ 2,439.50	\$ 1,517,344.00	\$ 1,393,297.00	\$ 126,486.50
Total Liabilities	\$ 2,439.50	\$ 1,517,344.00	\$ 1,393,297.00	\$ 126,486.50
<u>Donate Life (0801)</u>				
ASSETS				
Cash in State Treasury	\$ 19,398.17	\$ 573,140.12	\$ 589,040.51	\$ 3,497.78
Total Assets	\$ 19,398.17	\$ 573,140.12	\$ 589,040.51	\$ 3,497.78
LIABILITIES				
Funds Held for Others	\$ 19,398.17	\$ 573,140.12	\$ 589,040.51	\$ 3,497.78
Total Liabilities	\$ 19,398.17	\$ 573,140.12	\$ 589,040.51	\$ 3,497.78
<u>Child Support Deductions (0807)</u>				
ASSETS				
Cash in State Treasury	\$ 358,686.82	\$ 4,781,479.43	\$ 4,770,488.89	\$ 369,677.36
Total Assets	\$ 358,686.82	\$ 4,781,479.43	\$ 4,770,488.89	\$ 369,677.36
LIABILITIES				
Funds Held for Others	\$ 358,686.82	\$ 4,781,479.43	\$ 4,770,488.89	\$ 369,677.36
Total Liabilities	\$ 358,686.82	\$ 4,781,479.43	\$ 4,770,488.89	\$ 369,677.36
<u>Trauma Facility & EMS (5111)</u>				
ASSETS				
Cash in State Treasury	\$ -	\$ 71,625,991.71	\$ 69,269,731.23	\$ 2,356,260.48
Total Assets	\$ -	\$ 71,625,991.71	\$ 69,269,731.23	\$ 2,356,260.48
LIABILITIES				
Funds Held for Others	\$ -	\$ 71,625,991.71	\$ 69,269,731.23	\$ 2,356,260.48
Total Liabilities	\$ -	\$ 71,625,991.71	\$ 69,269,731.23	\$ 2,356,260.48
<u>Departmental Suspense - FBI fee (Fund 0900)</u>				
ASSETS				
Cash in State Treasury	\$ 1,113,961.43	\$ 14,558,579.19	\$ 13,663,565.98	\$ 2,008,974.64
Total Assets	\$ 1,113,961.43	\$ 14,558,579.19	\$ 13,663,565.98	\$ 2,008,974.64
LIABILITIES				
Funds Held for Others	\$ 1,113,961.43	\$ 14,558,579.19	\$ 13,663,565.98	\$ 2,008,974.64
Total Liabilities	\$ 1,113,961.43	\$ 14,558,579.19	\$ 13,663,565.98	\$ 2,008,974.64

The accompanying notes to the financial statements are an integral part of this statement.

UNAUDITED


Texas Department of Public Safety (405)

Exhibit J-1 - Combining Statement of Changes in Assets and Liabilities - Agency Funds

For the Fiscal Year Ended August 31, 2019

	Beginning Balance September 1, 2018	Additions	Deductions	Ending Balance August 31, 2019
Safety Responsibility Trust (Fund 0914)				
ASSETS				
Cash in State Treasury	\$ 210,043.80	\$ 527,090.05	\$ 598,339.44	\$ 138,794.41
Total Assets	\$ 210,043.80	\$ 527,090.05	\$ 598,339.44	\$ 138,794.41
LIABILITIES				
Funds Held for Others	\$ 210,043.80	\$ 527,090.05	\$ 598,339.44	\$ 138,794.41
Total Liabilities	\$ 210,043.80	\$ 527,090.05	\$ 598,339.44	\$ 138,794.41
Motor Vehicle Proof of Responsibility (Fund 0940)				
ASSETS				
Cash in State Treasury	\$ 220,000.00		\$ 55,000.00	\$ 165,000.00
Securities Held in Trust	\$ 3,616,847.93	\$ 111,000.00		\$ 3,727,847.93
Total Assets	\$ 3,836,847.93	\$ 111,000.00	\$ 55,000.00	\$ 3,892,847.93
LIABILITIES				
Funds Held for Others	\$ 3,836,847.93	\$ 111,000.00	\$ 55,000.00	\$ 3,892,847.93
Total Liabilities	\$ 3,836,847.93	\$ 111,000.00	\$ 55,000.00	\$ 3,892,847.93
Direct Deposit Correction (0980)				
ASSETS				
Cash in State Treasury	\$ 31,274.06	\$ 958,776.13	\$ 887,739.85	\$ 102,310.34
Total Assets	\$ 31,274.06	\$ 958,776.13	\$ 887,739.85	\$ 102,310.34
LIABILITIES				
Funds Held for Others	\$ 31,274.06	\$ 958,776.13	\$ 887,739.85	\$ 102,310.34
Total Liabilities	\$ 31,274.06	\$ 958,776.13	\$ 887,739.85	\$ 102,310.34
Sexual Assault Kit Testing (Fund 5170)				
ASSETS				
Cash in Bank	\$ 23,172.00	\$ 679,065.44	\$ 669,930.44	\$ 32,307.00
Total Assets	\$ 23,172.00	\$ 679,065.44	\$ 669,930.44	\$ 32,307.00
LIABILITIES				
Funds Held for Others	\$ 23,172.00	\$ 679,065.44	\$ 669,930.44	\$ 32,307.00
Total Liabilities	\$ 23,172.00	\$ 679,065.44	\$ 669,930.44	\$ 32,307.00
Funds Held Outside Treasury (Fund 9999)				
ASSETS				
Cash in Treasury	\$ 3,584.54	\$ 125.00	\$ -	\$ 3,709.54
Total Assets	\$ 3,584.54	\$ 125.00	\$ -	\$ 3,709.54
LIABILITIES				
Funds Held for Others	\$ 3,584.54	\$ 125.00	\$ -	\$ 3,709.54
Total Liabilities	\$ 3,584.54	\$ 125.00	\$ -	\$ 3,709.54
Totals - All Agency Funds				
ASSETS				
Cash in State Treasury	\$ 1,959,388.32	\$ 94,542,525.63	\$ 91,227,202.90	\$ 5,274,711.05
Cash in Bank	23,172.00	679,065.44	669,930.44	32,307.00
Securities Held in Trust	3,616,847.93	111,000.00	-	3,727,847.93
Total Assets	\$ 5,599,408.25	\$ 95,332,591.07	\$ 91,897,133.34	\$ 9,034,865.98
LIABILITIES				
Funds Held for Others	\$ 5,599,408.25	\$ 95,332,591.07	\$ 91,897,133.34	\$ 9,034,865.98
Total Liabilities	\$ 5,599,408.25	\$ 95,332,591.07	\$ 91,897,133.34	\$ 9,034,865.98

The accompanying notes to the financial statements are an integral part of this statement.



**SUPPLEMENTAL
SCHEDULES**

Agency 405 - Department of Public Safety
 Schedule 1A - Schedule of Expenditures of Federal Awards

For the Fiscal Year Ended August 31, 2019

Federal Grantor/ Pass-through Grantor/ Program Title	CFDA Number	NSE Name/ Identifying Number	Agy/ Univ No	Pass-through From		Direct Program Amount
				Pass-Through From Agencies or Universities Amount	Pass-Through From Non-State Entities Amount	
U.S. Department of Commerce						
State and Local Implementation Program	11.549					\$ 297,533.82
Total - U. S. Department of Commerce				\$ -	\$ -	\$ 297,533.82
U.S. Department of Justice						
<i>Pass-Through From:</i>						
Crime Victim Assistance	16.575					
<i>Pass-Through From:</i>						
<i>Governor - Fiscal</i>						
Public Safety Partnership and Community Policing Grant	16.710		300	\$ 356,875.04		
DNA Backlog Reduction Program	16.741					\$ 35,345.75
Paul Coverdell Forensic Sciences Improvement Grant Program	16.742					\$ 1,843,113.83
<i>Pass-Through From:</i>						
<i>Governor - Fiscal</i>						
Equitable Sharing Program	16.922		300	\$ 288,568.33		\$ 3,467,223.85
Totals - U.S. Department of Justice				\$ 645,443.37	\$ -	\$ 5,345,683.43
U.S. Department of State						
Trans-National Crime	19.705					\$ 26,967.29
Total - U. S. Department of State				\$ -	\$ -	\$ 26,967.29
U.S. Department of Transportation						
National Motor Carrier Safety	20.218					\$ 25,402,556.28
Commercial Drivers License Program Implementation Grant	20.232					\$ 917,725.00
Interagency Hazardous Materials Public Sector Training and Planning Grants	20.703					\$ 1,929,611.12
Totals - U.S. Department of Transportation				\$ -	\$ -	\$ 28,249,892.40
General Services Administration						
<i>Pass-Through From:</i>						
Donation of Federal Surplus Personal Property (non-monetary)	39.003					
<i>Pass-Through From:</i>						
<i>Texas Facilities Commission</i>						
			303	\$ 9,174.35		
Totals - General Services Administration				\$ 9,174.35	\$ -	\$ -
U.S. Department of Energy						
Transport of Transuranic Wastes to the Waste Isolation Pilot Plant: States and Tribal Concerns, Proposed Solutions	81.106					
<i>Pass-Through From:</i>						
<i>Comptroller - State Energy Conservation Office</i>						
Environmental Monitoring/Cleanup, Cultural and Resource Mgmt., Emergency Response Research, Outreach, Technical Analysis	81.214		907	\$ 105,098.54		
<i>Pass-Through From:</i>						
<i>Comptroller - State Energy Conservation Office</i>						
			907	\$ 222,973.86		
Totals - U.S. Department of Energy				\$ 328,072.40	\$ -	\$ -

Total PT From and Diretd Prog. Amount	Agy/ Univ No	Pass-through To		Expenditures Amount	Total PT To and Expenditures Amount
		Pass-Through To Agencies or Universities Amount	Pass-Through To Non- State Entities Amount		
\$ 297,533.82				\$ 297,533.82	\$ 297,533.82
<u>\$ 297,533.82</u>		<u>\$ -</u>	<u>\$ -</u>	<u>\$ 297,533.82</u>	<u>\$ 297,533.82</u>
\$ 356,875.04				\$ 356,875.04	\$ 356,875.04
\$ 35,345.75				\$ 35,345.75	\$ 35,345.75
\$ 1,843,113.83				\$ 1,843,113.83	\$ 1,843,113.83
\$ 288,568.33				\$ 288,568.33	\$ 288,568.33
\$ 3,467,223.85				\$ 3,467,223.85	\$ 3,467,223.85
<u>\$ 5,991,126.80</u>		<u>\$ -</u>	<u>\$ -</u>	<u>\$ 5,991,126.80</u>	<u>\$ 5,991,126.80</u>
\$ 26,967.29				\$ 26,967.29	\$ 26,967.29
<u>\$ 26,967.29</u>		<u>\$ -</u>	<u>\$ -</u>	<u>\$ 26,967.29</u>	<u>\$ 26,967.29</u>
\$ 25,402,556.28				\$ 25,402,556.28	\$ 25,402,556.28
\$ 917,725.00				\$ 917,725.00	\$ 917,725.00
\$ 1,929,611.12				\$ 1,929,611.12	\$ 1,929,611.12
<u>\$ 28,249,892.40</u>		<u>\$ -</u>	<u>\$ -</u>	<u>\$ 28,249,892.40</u>	<u>\$ 28,249,892.40</u>
\$ 9,174.35				\$ 9,174.35	\$ 9,174.35
<u>\$ 9,174.35</u>		<u>\$ -</u>	<u>\$ -</u>	<u>\$ 9,174.35</u>	<u>\$ 9,174.35</u>
\$ 105,098.54				\$ 105,098.54	\$ 105,098.54
\$ 222,973.86				\$ 222,973.86	\$ 222,973.86
<u>\$ 328,072.40</u>		<u>\$ -</u>	<u>\$ -</u>	<u>\$ 328,072.40</u>	<u>\$ 328,072.40</u>

Agency 405 - Department of Public Safety
 Schedule 1A - Schedule of Expenditures of Federal Awards

For the Fiscal Year Ended August 31, 2019

Federal Grantor/ Pass-through Grantor/ Program Title	CFDA Number	NSE Name/ Identifying Number	Agy/ Univ No	Pass-through From		Direct Program Amount
				Pass-Through From Agencies or Universities Amount	Pass-Through From Non-State Entities Amount	
Executive Office of the President						
High Intensity Drug Trafficking Areas Program	95.001					\$ 113,517.48
Totals- Executive Office of the President				\$ -	\$ -	\$ 113,517.48
U.S. Department of Homeland Security						
Crisis Counseling	97.032					\$ 190,295.28
<i>Pass-Through To:</i>						
<i>Health and Human Services Commission</i>						
Disaster Grants - Public Assistance (Presidentially Declared Disasters)	97.036					\$ 415,871,406.59
Disaster Grants - Public Assistance (Presidentially Declared Disasters)	97.036					\$ 154,427.94
<i>Pass-Through To:</i>						
<i>Attorney General</i>						
Disaster Grants - Public Assistance (Presidentially Declared Disasters)	97.036					\$ 42,013,465.84
<i>Pass-Through To:</i>						
<i>General Land Office</i>						
Disaster Grants - Public Assistance (Presidentially Declared Disasters)	97.036					\$ 16,664,287.92
<i>Pass-Through To:</i>						
<i>Texas Military Department</i>						
Disaster Grants - Public Assistance (Presidentially Declared Disasters)	97.036					\$ 533,384.71
<i>Pass-Through To:</i>						
<i>University of Texas M.D. Anderson Cancer Center</i>						
Disaster Grants - Public Assistance (Presidentially Declared Disasters)	97.036					\$ 16,454,720.09
<i>Pass-Through To:</i>						
<i>Health and Human Services Commission</i>						
Disaster Grants - Public Assistance (Presidentially Declared Disasters)	97.036					\$ 19,844,766.16
<i>Pass-Through To:</i>						
<i>Department of State Health Services</i>						
Disaster Grants - Public Assistance (Presidentially Declared Disasters)	97.036					\$ 347,054.83
<i>Pass-Through To:</i>						
<i>Texas Animal Health Commission</i>						
Disaster Grants - Public Assistance (Presidentially Declared Disasters)	97.036					\$ (10,870.85)
<i>Pass-Through To:</i>						
<i>Texas A&M AgriLife Extension Service</i>						
Disaster Grants - Public Assistance (Presidentially Declared Disasters)	97.036					\$ 1,441,185.50
<i>Pass-Through To:</i>						
<i>Texas A&M Forest Service</i>						
Disaster Grants - Public Assistance (Presidentially Declared Disasters)	97.036					\$ 664,940.08
<i>Pass Through To:</i>						
<i>Texas Commission on Environmental Quality</i>						
Disaster Grants - Public Assistance (Presidentially Declared Disasters)	97.036					\$ 3,519,860.46
<i>Pass Through To:</i>						
<i>Texas Department of Transportation</i>						
Disaster Grants - Public Assistance (Presidentially Declared Disasters)	97.036					\$ (765.00)
<i>Pass-Through To:</i>						
<i>Texas Juvenile Justice Department</i>						
Disaster Grants - Public Assistance (Presidentially Declared Disasters)	97.036					\$ 3,229,913.45
<i>Pass-Through To:</i>						
<i>Texas Department of Criminal Justice</i>						
Disaster Grants - Public Assistance (Presidentially Declared Disasters)	97.036					\$ 363,139.72
<i>Pass-Through To:</i>						
<i>Texas A&M University System</i>						
Disaster Grants - Public Assistance (Presidentially Declared Disasters)	97.036					\$ 118,262.07
<i>Pass-Through To:</i>						
<i>Texas A&M University</i>						
Disaster Grants - Public Assistance (Presidentially Declared Disasters)	97.036					\$ 249,358.37
<i>Pass-Through To:</i>						
<i>Prairie View A&M University</i>						
Disaster Grants - Public Assistance (Presidentially Declared Disasters)	97.036					\$ 1,795,922.30
<i>Pass-Through To:</i>						

Total PT From and Direcd Prog. Amount	Agy/ Univ No	Pass-through To		Expenditures Amount	Total PT To and Expenditures Amount
		Pass-Through To Agencies or Universities Amount	Pass-Through To Non- State Entities Amount		
\$ 113,517.48				\$ 113,517.48	\$ 113,517.48
\$ 113,517.48		\$ -	\$ -	\$ 113,517.48	\$ 113,517.48
\$ 190,295.28					\$ 190,295.28
	529	\$ 190,295.28			
\$ 415,871,406.59			\$ 389,662,907.65	\$ 26,208,498.94	\$ 415,871,406.59
\$ 154,427.94					\$ 154,427.94
	302	\$ 154,427.94			
\$ 42,013,465.84					\$ 42,013,465.84
	305	\$ 42,013,465.84			
\$ 16,664,287.92					\$ 16,664,287.92
	401	\$ 16,664,287.92			
\$ 533,384.71					\$ 533,384.71
	506	\$ 533,384.71			
\$ 16,454,720.09					\$ 16,454,720.09
	529	\$ 16,454,720.09			
\$ 19,844,766.16					\$ 19,844,766.16
	537	\$ 19,844,766.16			
\$ 347,054.83					\$ 347,054.83
	554	\$ 347,054.83			
\$ (10,870.85)					\$ (10,870.85)
	555	\$ (10,870.85)			
\$ 1,441,185.50					\$ 1,441,185.50
	576	\$ 1,441,185.50			
\$ 664,940.08					\$ 664,940.08
	582	\$ 664,940.08			
\$ 3,519,860.46					\$ 3,519,860.46
	601	\$ 3,519,860.46			
\$ (765.00)					\$ (765.00)
	644	\$ (765.00)			
\$ 3,229,913.45					\$ 3,229,913.45
	696	\$ 3,229,913.45			
\$ 363,139.72					\$ 363,139.72
	710	\$ 363,139.72			
\$ 118,262.07					\$ 118,262.07
	711	\$ 118,262.07			
\$ 249,358.37					\$ 249,358.37
	715	\$ 249,358.37			
\$ 1,795,922.30					\$ 1,795,922.30

Agency 405 - Department of Public Safety
 Schedule 1A - Schedule of Expenditures of Federal Awards

For the Fiscal Year Ended August 31, 2019

Federal Grantor/ Pass-through Grantor/ Program Title	CFDA Number	NSE Name/ Identifying Number	Agy/ Univ No	Pass-through From		Direct Program Amount
				Pass-Through From Agencies or Universities Amount	Pass-Through From Non-State Entities Amount	
<i>Texas A&M Engineering Extension Service</i>						
Disaster Grants - Public Assistance (Presidentially Declared Disasters)	97.036					\$ 375,032.18
<i>Pass-Through To:</i>						
<i>Texas Southern University</i>						
Disaster Grants - Public Assistance (Presidentially Declared Disasters)	97.036					\$ 369,816.30
<i>Pass-Through To:</i>						
<i>University of Texas Medical Branch at Galveston</i>						
Disaster Grants - Public Assistance (Presidentially Declared Disasters)	97.036					\$ 1,380,485.95
<i>Pass-Through To:</i>						
<i>University of Texas at Austin</i>						
Disaster Grants - Public Assistance (Presidentially Declared Disasters)	97.036					\$ 5,014,636.77
<i>Pass-Through To:</i>						
<i>Texas A&M University at Galveston</i>						
Disaster Grants - Public Assistance (Presidentially Declared Disasters)	97.036					\$ 949,525.80
<i>Pass-Through To:</i>						
<i>University of Houston</i>						

Total PT From and Direcl Prog. Amount	Agy/ Univ No	Pass-through To		Expenditures Amount	Total PT To and Expenditures Amount
		Agencies or Universities Amount	Pass-Through To Non- State Entities Amount		
\$ 375,032.18	716	\$ 1,795,922.30			\$ 375,032.18
	717	\$ 375,032.18			
\$ 369,816.30	718	\$ 369,816.30			\$ 369,816.30
\$ 1,380,485.95	721	\$ 1,380,485.95			\$ 1,380,485.95
\$ 5,014,636.77	723	\$ 5,014,636.77			\$ 5,014,636.77
\$ 949,525.80	730	\$ 949,525.80			\$ 949,525.80

Agency 405 - Department of Public Safety
 Schedule 1A - Schedule of Expenditures of Federal Awards

For the Fiscal Year Ended August 31, 2019

Federal Grantor/ Pass-through Grantor/ Program Title	CFDA Number	NSE Name/ Identifying Number	Agy/ Univ No	Pass-through From		Direct Program Amount
				Pass-Through From Agencies or Universities Amount	Pass-Through From Non-State Entities Amount	
Disaster Grants - Public Assistance (Presidentially Declared Disasters) <i>Pass-Through To:</i> <i>University of Texas Health Science Center at Houston</i>	97.036					\$ 274,242.85
Disaster Grants - Public Assistance (Presidentially Declared Disasters) <i>Pass-Through To:</i> <i>Sam Houston State University</i>	97.036					\$ 339,651.31
Disaster Grants - Public Assistance (Presidentially Declared Disasters) <i>Pass-Through To:</i> <i>Texas State University</i>	97.036					\$ 366,363.82
Disaster Grants - Public Assistance (Presidentially Declared Disasters) <i>Pass-Through To:</i> <i>Texas A&M - Corpus Christi</i>	97.036					\$ 70,899.24
Disaster Grants - Public Assistance (Presidentially Declared Disasters) <i>Pass-Through To:</i> <i>Lamar State College - Orange</i>	97.036					\$ 33,794.10
Disaster Grants - Public Assistance (Presidentially Declared Disasters) <i>Pass-Through To:</i> <i>Lamar State College - Port Arthur</i>	97.036					\$ (176,650.59)
Disaster Grants - Public Assistance (Presidentially Declared Disasters) <i>Pass-Through To:</i> <i>Lamar Institute of Technology</i>	97.036					\$ 53,334.05
Disaster Grants - Public Assistance (Presidentially Declared Disasters) <i>Pass-Through To:</i> <i>Parks and Wildlife Department</i>	97.036					\$ 2,136,314.20
Disaster Grants - Public Assistance (Presidentially Declared Disasters) <i>Pass-Through To:</i> <i>Texas Historical Commission</i>	97.036					\$ 852,282.23
Hazard Mitigation Grant	97.039					\$ 21,255,680.95
Hazard Mitigation Grant <i>Pass-Through To:</i> <i>University of Texas M. D. Anderson Cancer Center</i>	97.039					\$ (129,433.83)
Hazard Mitigation Grant <i>Pass-Through To:</i> <i>Texas A&M University System</i>	97.039					\$ 457,952.25
Hazard Mitigation Grant <i>Pass-Through To:</i> <i>Texas A&M Engineering Extension Service</i>	97.039					\$ 244,548.41
Hazard Mitigation Grant <i>Pass-Through To:</i> <i>University of Texas at Austin</i>	97.039					\$ (0.02)
Hazard Mitigation Grant <i>Pass-Through To:</i> <i>University of Texas Medical Branch at Galveston</i>	97.039					\$ 1,087,764.05
Emergency Management Performance Grants	97.042					\$ 18,970,040.17
Emergency Management Performance Grants <i>Pass-Through To:</i> <i>Texas A&M Engineering Extension Service</i>	97.042					\$ 2,225.33
Fire Management Assistance Grant	97.046					\$ 240,879.15
Pre-Disaster Mitigation	97.047					\$ 1,094,577.88
Homeland Security Grant Program <i>Pass-Through From:</i> <i>Governor - Fiscal</i>	97.067		300	\$ 1,885,992.09		
Preparing for Emerging Threats and Hazards	97.133					\$ 276,621.89
Totals - U.S. Department of Homeland Security				\$ 1,885,992.09	\$ -	\$ 578,985,359.90
Highway Safety Cluster						
U.S. Department of Transportation						
State and Community Highway Safety <i>Pass-Through From:</i> <i>Texas Department of Transportation</i>	20.600		601	\$ 562,007.08		
National Priority Safety Programs <i>Pass-Through From:</i> <i>Texas Department of Transportation</i>	20.616		601	\$ 1,016,889.23		
Totals - U.S. Department of Transportation				\$ 1,578,896.31	\$ -	\$ -
Total Expenditures of Federal Awards				\$4,447,578.52	\$0.00	\$613,018,954.32

Total PT From and Diretd Prog. Amount	Agy/ Univ No	Pass-through To		Expenditures Amount	Total PT To and Expenditures Amount
		Pass-Through To Agencies or Universities Amount	Pass-Through To Non- State Entities Amount		
\$ 274,242.85					\$ 274,242.85
	744	\$ 274,242.85			
\$ 339,651.31					\$ 339,651.31
	753	\$ 339,651.31			
\$ 366,383.82					\$ 366,383.82
	754	\$ 366,383.82			
\$ 70,899.24					\$ 70,899.24
	760	\$ 70,899.24			
\$ 33,794.10					\$ 33,794.10
	787	\$ 33,794.10			
\$ (176,650.59)					\$ (176,650.59)
	788	\$ (176,650.59)			
\$ 53,334.05					\$ 53,334.05
	789	\$ 53,334.05			
\$ 2,136,314.20					\$ 2,136,314.20
	802	\$ 2,136,314.20			
\$ 852,282.23					\$ 852,282.23
	808	\$ 852,282.23			
\$ 21,255,680.95			\$ 18,115,595.32	\$ 3,140,085.63	\$ 21,255,680.95
\$ (129,433.83)					\$ (129,433.83)
	506	\$ (129,433.83)			
\$ 457,952.25					\$ 457,952.25
	710	\$ 457,952.25			
\$ 244,548.41					\$ 244,548.41
	716	\$ 244,548.41			
\$ (0.02)					\$ (0.02)
	721	\$ (0.02)			
\$ 1,087,764.05					\$ 1,087,764.05
	723	\$ 1,087,764.05			
\$ 18,970,040.17			\$ 5,162,641.97	\$ 13,807,398.20	\$ 18,970,040.17
\$ 2,225.33					\$ 2,225.33
	716	\$ 2,225.33			
\$ 240,879.15			\$ 219,787.09	\$ 21,092.06	\$ 240,879.15
\$ 1,094,577.88			\$ 1,078,516.09	\$ 16,061.79	\$ 1,094,577.88
\$ 1,885,992.09					\$ 1,885,992.09
				\$ 276,621.89	\$ 276,621.89
\$ 276,621.89					\$ 276,621.89
\$ 580,871,351.99		\$ 121,276,153.27	\$ 414,239,448.12	\$ 45,355,750.60	\$ 580,871,351.99
\$ 562,007.08				\$ 562,007.08	\$ 562,007.08
\$ 1,016,889.23				\$ 1,016,889.23	\$ 1,016,889.23
\$ 1,578,896.31		\$ -	\$ -	\$ 1,578,896.31	\$ 1,578,896.31
\$617,466,532.84		\$121,276,153.27	\$414,239,448.12	\$81,950,931.45	\$617,466,532.84

SCHEDULE 1A – SCHEDULE OF EXPENDITURES OF FEDERAL AWARDS *continued*
 For the Fiscal Year Ended August 31, 2019

Note 2 – Reconciliation

Below is a reconciliation of the total of federal pass-through and federal expenditures as reported on the Schedule of Federal Financial Assistance to the total of federal revenues and federal grant pass-through revenues as reported in the general-purpose financial statement. Generally, federal funds are not earned until expended; therefore, federal revenues equal federal expenditures for the reporting period.

Per Combined Governmental Operating Statement/Statement of Activities and Proprietary Statement of Changes in Revenues, Expenses and Net Assets

Governmental Funds – Federal Revenue (Ex. II)	\$613,018,954.32
Governmental Funds – Federal Pass-Through Revenue	<u>\$4,447,578.52</u>
Total Pass Through and Expenditures per Federal Schedule	<u>\$617,399,964.89</u>
Non -Monetary	<u>\$9,174.35</u>
SEFA balance	<u>\$617,466,532.84</u>

Note 7 – Deferred Revenue

CFDA Number	Federal Title	Deferred Revenue
11.549	State and Local Implementation Grant Program	7,956.68
16.922	Equitable Sharing Program	1,113,810.85
21.000	U.S. Department of the Treasury	1,313,245.11
97.036	Disaster Grants - Public Assistance (Presidentially Declared Disasters)	3,323,898.17
97.042	Emergency Management Performance Grants	<u>1,463,251.89</u>
Total Deferred Revenue		<u>\$ 7,222,162.70</u>

**Disclosure Note – Note 8: Disaster Grants Public Assistance
 (CFDA 97.036)**

In FY 2019, DPS reported \$535,294,208.39 eligible expenditures for public assistance for the disaster grants. Of this approved amount, \$231,871.47 approved eligible expenditures were incurred in the prior year.

Texas Department of Public Safety (405)
 Schedule 1B
 Schedule of State Grant Pass-Throughs From/To State Agencies
 For the Year Ended August 31, 2019

Pass-through From	Grant ID	Agency Number	Amount
DISASTER GRANTS - GENERAL REVENUE FUND 0001 Governor - Fiscal	300.0001	300	\$ 5,505,411.82
			<u>\$ 5,505,411.82</u>
CRIME STOPPERS ASSISTANCE GRANTS - GR -D FUND 5012 Governor - Fiscal	300.0005	300	\$ 8,152.29
			<u>\$ 8,152.29</u>
BORDER SECURITY - GR Fund 0001 Governor - Fiscal	300.0028	300	\$ 2,923,602.10
			<u>\$ 2,923,602.10</u>
Sexual Assault Evidence DNA Backlog Rduction Grant Governor - Fiscal	302.0033	300	\$ 788,222.43
			<u>\$ 788,222.43</u>
San Antonio Texas Anti-Gang Center TX Commission Environmental Quality	302.0034	300	\$ 329,817.18
			<u>\$ 329,817.18</u>
Enhancement of DPS Regional Victim Services Office of the Attorney General	302.0002	302	\$ 175,255.38
			<u>\$ 175,255.38</u>
Total Pass-Through from Other Agencies (Exh. II):			<u><u>\$ 9,730,461.20</u></u>

Pass-through To	Grant ID	Agency Number	Amount
National Incident Based Reporting System (NIBRS) Governor - Fiscal	405.0017	300	\$ 5,743,476.88
			<u>\$ 5,743,476.88</u>
Total Pass-Through to Other Agencies (Exh. II):			<u><u>\$ 5,743,476.88</u></u>

