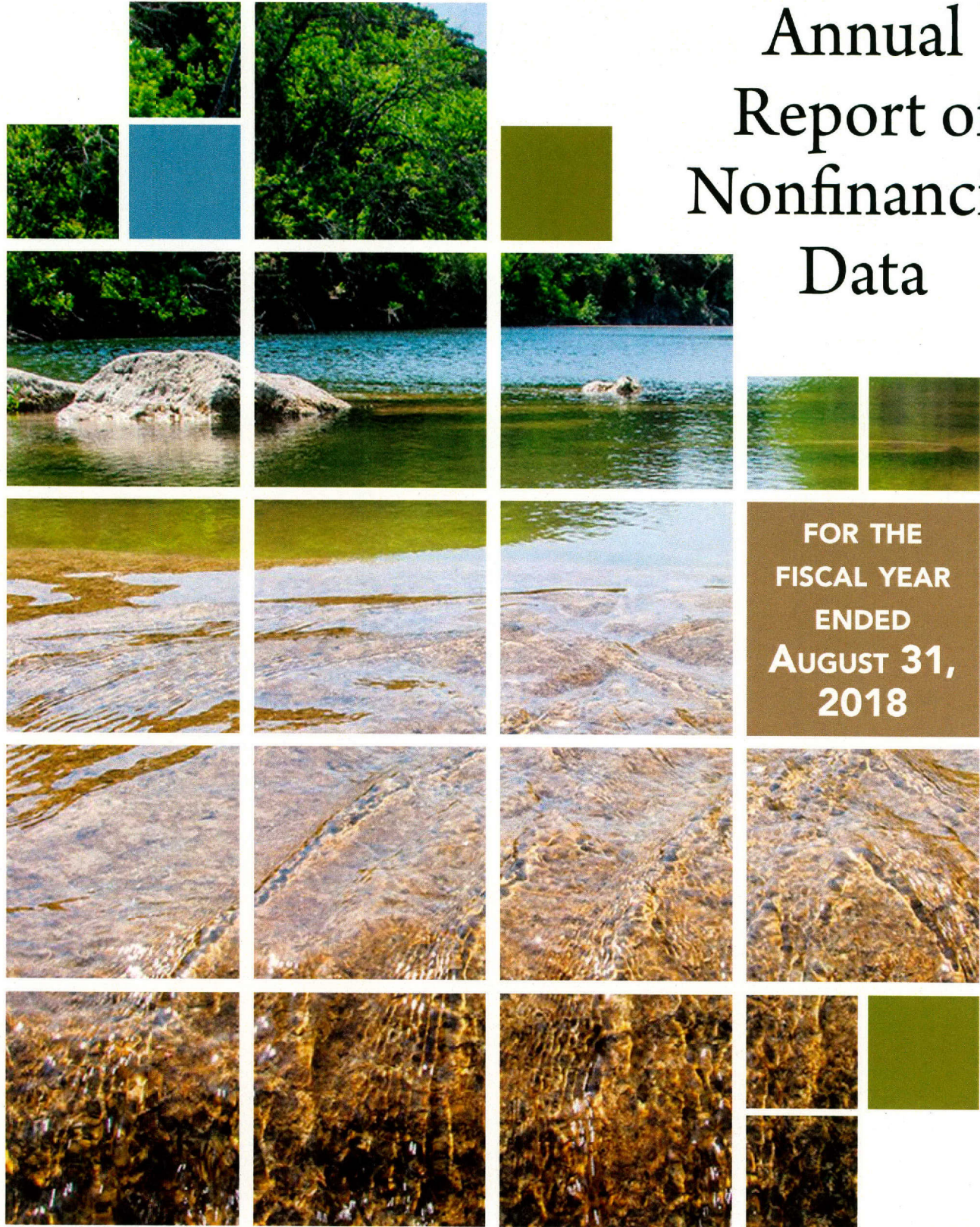



Annual Report of Nonfinancial Data



FOR THE
FISCAL YEAR
ENDED
AUGUST 31,
2018



TEXAS WATER DEVELOPMENT BOARD

**ANNUAL REPORT OF NONFINANCIAL DATA
(UNAUDITED)**

FOR THE FISCAL YEAR ENDED

AUGUST 31, 2018




TEXAS WATER DEVELOPMENT BOARD

**PETER M. LAKE, CHAIRMAN
KATHLEEN JACKSON, MEMBER
BROOKE T. PAUP, MEMBER**

JEFF WALKER, EXECUTIVE ADMINISTRATOR

Authorization for use or reproduction of any original material contained in the publication, i.e., not obtained from other sources, is freely granted. The Board would appreciate acknowledgment.

**PUBLISHED AND DISTRIBUTED BY:
THE TEXAS WATER DEVELOPMENT BOARD
P. O. Box 13231
AUSTIN, TEXAS 78711-3231**



Texas Water Development Board

P.O. Box 13231, 1700 N. Congress Ave.
Austin, TX 78711-3231, www.twdb.texas.gov
Phone (512) 463-7847, Fax (512) 475-2053

December 31, 2018

Honorable Greg Abbott, Governor
Lisa R. Collier, First Assistant State Auditor
John McGeady, Assistant Director, Legislative Budget Board


Dear Governor Abbott, Ms. Collier, and Mr. McGeady:

We are pleased to submit the Texas Water Development Board's *Annual Report of Nonfinancial Data* for the year ended August 31, 2018, in compliance with Tex. Gov't. Code Ann. §2101.0115 and in accordance with the instructions for completing the Annual Report of Nonfinancial Data.

The accompanying report has not been audited and is considered to be independent of the Board's *Annual Financial Report*.

If you have any questions, please contact LeeRoy Lopez, at 512-463-9872.

Sincerely,



Jeff Walker
Executive Administrator

Enclosure: Texas Water Development Board's *Annual Report of Nonfinancial Data* for the year ended August 31, 2018.

Our Mission

To provide leadership, information, education, and support for planning, financial assistance, and outreach for the conservation and responsible development of water for Texas

Board Members

Peter M. Lake, Chairman | Kathleen Jackson, Board Member | Brooke T. Paup, Board Member
Jeff Walker, Executive Administrator





Table of Contents

	Page
Letter of Transmittal	i
Professional / Consulting Fees and Legal Service Fees.....	1
Space Occupied	4
Itemized Purchases.....	6
HUB Strategic Plan Progress Report.....	8
Appropriation Item Transfers.....	9
Vehicles Purchased.....	10



UNAUDITED
Texas Water Development Board

Professional / Consulting Fees and Legal Service Fees
for the Fiscal Year Ended August 31, 2018

Name	Type of Service Rendered	Amount
Texas Treasury Safekeeping Trust Co.	Financial and Accounting Services	3,542,944.52
Morgan Stanley & Co. LLC	Other Professional Services	2,010,904.17
J.P. Morgan	Other Professional Services	1,576,567.39
Texas Dept of Information Resources	Computer Services-Statewide Tech. Center	969,110.05
First Southwest Division of Hilltop	Financial and Accounting Services	940,844.44
RBC Capital Markets	Other Professional Services	691,835.72
Citigroup	Other Professional Services	480,444.92
Standard And Poors	Financial and Accounting Services	456,000.00
Bank of America Merrill Lynch	Other Professional Services	422,263.66
Southwest Research Institute	Other Professional Services	396,874.18
GSI Environmental Inc	Other Professional Services	382,546.10
Ramirez & Co., Inc.	Other Professional Services	363,670.54
Fitch Ratings	Financial and Accounting Services	331,000.00
Siebert Cisneros Shank & Co., L.L.C.	Other Professional Services	270,213.10
Wells Fargo Bank	Financial and Accounting Services	255,140.27
Half Associates, Inc.	Other Professional Services	251,763.77
Jefferies	Other Professional Services	232,238.07
Averitt and Associates	Other Professional Services	223,449.11
Piper Jaffray & Co.	Other Professional Services	180,694.35
Bank of New York Mellon	Financial and Accounting Services	166,876.00
LRE Water LLC	Other Professional Services	166,802.75
Lower Colorado River Authority	Other Professional Services	158,873.00
Wells Fargo Securities	Other Professional Services	138,635.00
Raymond James	Other Professional Services	137,474.32
Research Triangle Institute	Other Professional Services	137,195.99
Intera Inc.	Other Professional Services	131,399.72
BoK Financial Securities, Inc	Other Professional Services	128,438.40
FTN Financial Capital Markets	Other Professional Services	121,917.60
Northbridge Group Inc.	Information Technology Services	102,056.00
State Auditor's Office	Other Professional Services	93,859.41
Fidelity Capital Markets	Other Professional Services	89,462.00
Jeffrey S. Ward & Associates	Other Professional Services	89,351.62
Mesirow Financial, Inc.	Other Professional Services	88,808.00
Samco Capital Markets, Inc.	Other Professional Services	80,240.00
Bio-West Inc.	Other Professional Services	73,393.27
National Human Resource Group Inc	Information Technology Services	69,303.13
Presidio Networked Solutions	Information Technology Services	59,900.00
Stern Brothers & Co.	Other Professional Services	57,580.00
Moody's Investor Services	Financial and Accounting Services	57,250.00
Frost Bank	Other Professional Services	55,695.00
University of Texas	Other Professional Services	53,738.87
HDR Engineering Inc.	Other Professional Services	37,053.90
Hanson Profesional Services	Other Professional Services	32,963.15

UNAUDITED
Texas Water Development Board

Professional / Consulting Fees and Legal Service Fees
for the Fiscal Year Ended August 31, 2018

Name	Type of Service Rendered	Amount
Freese & Nichols Inc.	Other Professional Services	32,831.77
Energage LLC	Other Professional Services	27,120.00
Umb Bank, N.A.	Other Professional Services	22,281.25
Onerain Incorporated	Information Technology Services	21,360.00
Legette, Brashears & Graham	Other Professional Services	19,997.73
Sistema Technologies	Information Technology Services	19,680.00
Academy Securities	Other Professional Services	17,903.13
Austin Community College	Other Professional Services	15,831.81
Univ of Texas Austin (GCMD)	Educational/Training Services	12,375.00
RE/Spec Inc.	Educational/Training Services	12,000.00
University of Texas at Austin	Educational/Training Services	11,810.00
First Southwest Division of Hilltop	Other Professional Services	7,500.00
Anchor Qea LLC	Other Professional Services	7,496.50
O'Reilly Media, Inc.	Educational/Training Services	7,448.00
Vendors under \$5,000.00	Other Professional Services	53,262.61
Total Professional/Consulting Fees:		<u><u>\$ 16,595,669.29</u></u>
 Legal Service Fees:		
Mccall Parkhurst & Horton	Legal Services	506,000.00
Norton Rose Bulbright US LLP	Legal Services	244,960.00
Bracewell & Giuliani LLP	Legal Services	175,000.00
Total Legal Service Fees		<u><u>\$ 925,960.00</u></u>
 Total Professional/Consulting and Legal Service Fees		 <u><u>\$ 17,521,629.29</u></u>

UNADITED
Texas Water Development Board

This page intentionally left blank

UNAUDITED
Texas Water Development Board

Space Occupied

for the Fiscal Year Ended August 31, 2018

LOCATION	ADDRESS	LESSOR	LEASE NUMBER	TYPE
STATE-OWNED BUILDINGS:				
Austin	Stephen F. Austin Bldg.			
LEASED SPACE:				
Lubbock	5012 50th Street #200	3 Wiggle, L.L.C.	303-5-10767	Office
Austin	1700 Hydro Drive	Hart-Hejl Development	04793	Warehouse
Austin	1700 Hydro Drive	Hart-Hejl Development	04793	Paved Compound Office
Harlingen	1828 West Jefferson	WJA Properties LLC	09364	Office
Houston	3920 FM 1960 West, #330	3920 Atrium LP DBA One Cornerstone Atrium	10174	Office
Mesquite	1515 East Kerney Street	OLA Alexander Limited Partnership	303-1-20248	Office

TOTALS:

UNAUDITED
Texas Water Development Board

TWDB USABLE SQUARE FEET	FTE's	RENTAL PER MONTH		ACTUAL ANNUAL COST	COMMENTS - EXPIRATION DATE
		COST PER SQUARE FEET	COST PER MONTH		
60,640	320				
<u>60,640</u>					
372	1	\$ 14.60	\$ 452.60	\$ 5,431.20	06/30/2019
4,900	0	\$ 4.46	\$ 1,822.93	\$ 21,875.16	08/31/2020
8,142	1	\$ 2.46	\$ 1,666.08	\$ 19,992.96	08/31/2020
1,305	2	\$ 13.43	\$ 1,460.29	\$ 17,523.48	03/31/2023
1,895	3	\$ 15.29	\$ 2,414.73	\$ 28,976.76	10/31/2023
1,707	2	\$ 14.25	\$ 2,026.56	\$ 24,318.72	08/31/2021
<u>78,961</u>	<u>329</u>		<u>\$ 9,843.19</u>	<u>\$ 118,118.28</u>	

Schedule of Itemized Purchases

For the Fiscal Year Ending August 31, 2018

Product	Procurement Cost	Vendor Name	Reason for Purchase
Enhancements to TxWise System	\$71,752.00	Northbridge Environmental Management (1800012168)	Northbridge developed the TWDB comprehensive loan and grant management information system known as the Texas Water Information System Expansion (TxWISE). TxWISE is a modified version of the Loan and Grant Tracking System (LGTS) created by Northbridge Environmental Management Consultants. TxWISE has been customized for TWDB and Northbridge has unique knowledge and expertise on how the system operates. In order to maintain the integrity of TxWISE and continue maintenance, Northbridge is the only vendor who can perform this enhancement.
TxWise Report Assessment and Development	\$90,000.00	Northbridge Environmental Management (1800012213)	Northbridge developed the TWDB comprehensive loan and grant management information system known as the Texas Water Information System Expansion (TxWISE). TxWISE is a modified version of the Loan and Grant Tracking System (LGTS) created by Northbridge Environmental Management Consultants. TxWISE has been customized for TWDB and Northbridge has unique knowledge and expertise on how the system operates. In order to maintain the integrity of TxWISE and continue maintenance, Northbridge is the only vendor who can perform this enhancement.
TxWise Commitment Enhancements	\$79,312.00	Northbridge Environmental Management (1800012280)	Northbridge developed the TWDB comprehensive loan and grant management information system known as the Texas Water Information System Expansion (TxWISE). TxWISE is a modified version of the Loan and Grant Tracking System (LGTS) created by Northbridge Environmental Management Consultants. TxWISE has been customized for TWDB and Northbridge has unique knowledge and expertise on how the system operates. In order to maintain the integrity of TxWISE and continue maintenance, Northbridge is the only vendor who can perform this enhancement.
Three frequency sediment profiler including transducer array. GPS and beacon antennas and cables.	\$49,280.00	Specialty Devices 580-18-0220	In 1991 the Texas Legislature a self-supporting reservoir volumetric survey program. The program provides accurate and affordable methods to determine current reservoir storage capacities. The TWDB owns a Specialty Devices multi frequency sub bottom profiling depth sounder. This instrument conducts the surveys needed. Current data collection and processing procedures have been tailored to SDI's proprietary software. In order to maintain continuity of data collection program, only instruments and software manufactured by SDI will be accepted.

Schedule of Itemized Purchases

For the Fiscal Year Ending August 31, 2018

Product	Procurement Cost	Vendor Name	Reason for Purchase
Tipping bucket rain gauge calibration device	\$18,812.52	HYDROLOGICAL SERVICES AMERICA LLC 580-18-0168	The Texas Water Development Board (TWDB) is establishing a network of weather stations as part of the flood disaster response effort. Presently, the TWDB has deployed several weather stations utilizing this vendor, based on system design guidance from personnel with the Oklahoma Mesonet and West Texas Mesonet. We have developed automated data retrieval and web presentation procedures based on this system architecture. As we continue to build the weather monitoring network, a consistent design is essential for maintaining data quality and connectivity. In addition, it will allow the TWDB to interchange parts and equipment as needed to maintain operations. In order to maintain the continuity of our data collection program, and the ability to interchange parts and equipment between stations, only instruments manufactured by Hydrological Services America shall be accepted for this item.
Provide data feed services and data quality controls in support of TEXmesonet operations	\$7,500.00	Synoptic 580-18-0173	The Texas Water Development Board (TWDB) is establishing a network of weather stations as part of the flood disaster response effort. Presently, the TWDB has deployed several weather stations utilizing this vendor, based on system design guidance from personnel with the Oklahoma Mesonet and West Texas Mesonet. We have developed automated data retrieval and web presentation procedures based on this system architecture. As we continue to build the weather monitoring network, a consistent design is essential for maintaining data quality and connectivity. In addition, it will allow the TWDB to interchange parts and equipment as needed to maintain operations. In order to maintain the continuity of our data collection program, and the ability to interchange parts and equipment between stations, only instruments manufactured by Synoptic shall be accepted for this item.
OTT weighting and discharge rain gauge with auto drain and 10 meter cable with m12 connector for OTT WAD 200	\$24,618.00	SUTRON CORPORATION 580-18-0501	The Texas Water Development Board (TWDB) is establishing a network of weather stations as part of the flood disaster response effort. Presently, the TWDB has deployed several weather stations utilizing this vendor, based on system design guidance from personnel with the Oklahoma Mesonet and West Texas Mesonet. We have developed automated data retrieval and web presentation procedures based on this system architecture. As we continue to build the weather monitoring network, a consistent design is essential for maintaining data quality and connectivity. In addition, it will allow the TWDB to interchange parts and equipment as needed to maintain operations. In order to maintain the continuity of our data collection program, and the ability to interchange parts and equipment between stations, only instruments manufactured by Sutron shall be accepted for this item.

Unaudited
Texas Water Development Board (580)

HUB Strategic Plan Progress Report
For the Fiscal Year Ended August 31, 2018


(Source: Texas Government Code, Section 2161.124)


Goal = Actual =	Strategic Plan HUB Goal % Spent with HUBs from HUB Report	Actual for FY 17 *	Actual for FY 18 *	Goal for FY 19**
Heavy Construction*** (other than building contracts)		0.00%	0.00%	11.20%
Building construction*** (including general contractors and operative builders contracts)		0.00%	0.00%	21.10%
Special trade construction contracts***		0.00%	0.00%	32.90%
Professional services contracts		0.00%	0.00%	23.70%
Other services contracts		10.47%	14.25%	26.00%
Commodities contracts		26.48%	31.02%	21.10%

* Actual = Percent spent with HUBS from HUB report.

** Goal = Strategic Plan HUB goal.

*** The TWDB has not expended funds under these categories


Prepared By


APPROVED BY (Signature Required)

Angela Wallace, Manager, Contracting & Purchasing
Printed Name

David Carter, Director, Support Services/Contracts
Printed Name

512-463-5077
Phone Number

512-936-6079
Phone Number

UNAUDITED
Texas Water Development Board

APPROPRIATION ITEM TRANSFER SCHEDULE

For the Fiscal Year Ended August 31, 2018

Item of Appropriation (Strategies)

	<u>Transfers In</u>	<u>Transfers Out</u>	<u>Net Transfers</u>
A. Goal: Water Resource Planning			
Strategies:			
A.1.1. 13016 Enviromental Impact Information	\$ 0.00	\$ 140,000.00	\$ (140,000.00)
A.1.2. 13025 Water Resources Data	0.00	71,226.27	(71,226.27)
A.1.3. 13019 Auto Info Collect	706,389.00	975,865.94	(269,476.94)
A.2.1. 13026 Technical Assistance & Modeling	0.00	13,928.00	(13,928.00)
A.2.2. 13021 Water Resources Planning	241,310.14	754,915.25	(513,605.11)
A.3.1. 13005 Water Conservation Education & Asst	420,000.00	211,310.14	208,689.86
A.4.1 13027 Perform Comm Asist Related to NFIP	0.00	1,269,239.42	(1,269,239.42)
A.1.3. 54010 LIDAR Rider 15	1,495,040.77	0.00	1,495,040.77
A.4.1 55002 New LIDAR 3D Elevation Program	959,239.42	0.00	959,239.42
Total Goal A: Water Resource Planning	\$ 3,821,979.33	\$ 3,436,485.02	\$ 385,494.31
Goal: Water Project Financing			
B. Strategies:			
B.1.1. 13023 State & Federal Fin Asst Program	\$ 386,333.97	\$ 656,730.24	\$ (270,396.27)
B.1.2. 13007 Economically Distressed Areas	0.00	98.04	(98.04)
Total Goal B: Water Project Financing	\$ 386,333.97	\$ 656,828.28	\$ (270,494.31)
D. Goal: Indirect Administration			
Strategies:			
D.1.1. 13800 Central Administration	\$ 0.00	\$ 40,000.00	\$ (40,000.00)
D.1.2. 13801 Information Resources	0.00	1,178,277.00	(1,178,277.00)
D.1.3. 13802 Other Support Services	40,000.00	115,000.00	(75,000.00)
D.1.2. 55001 PC & Server Replacement	156,000.00	0.00	156,000.00
D.1.2. 55150 Data Center Consolidation	1,022,277.00	0.00	1,022,277.00
Total Goal D: Indirect Administration	\$ 1,218,277.00	\$ 1,333,277.00	\$ (115,000.00)
Net Appropriation Item Transfers	\$ 5,426,590.30	\$ 5,426,590.30	\$ 0.00

* This schedule does not include Benefit Replacement Pay Transfers, Salary Increase Transfers, or Longevity Transfers.

UNAUDITED
Texas Water Development Board

Vehicles Purchased

For the Fiscal Year Ended August 31, 2018

Make	Model	Price	Use	Fuel rating
2018 Chevrolet 1500 4x4	1500	\$31,194.00	Travel to perform Groundwater field work	18 mpg
2018 Chevrolet 1500 4x4	1500	\$31,194.00	Travel to perform Groundwater field work	18 mpg
2018 Chevrolet 1500 4x4	1500	\$27,843.00	Travel to perform Groundwater field work	18 mpg
2018 Chevrolet 1500 4x4	1500	\$27,843.00	Travel to perform Groundwater field work	18 mpg
2018 Ford F150 4x4	F150	\$37,144.32	Travel to perform Instream flow work	18 mpg



