

# SAM HARLESS

State Representative District 126  
February 2022 Newsletter



*Texas House of Representatives*



**Texas  
House District  
126**

**News  
and  
Information**



## **A Brief Chill**

We had a brief cold spell come through Texas in February and fortunately the Texas Electrical Grid withstood the power demands of the more than 26 million customers. This year, the winter weather was of a shorter duration with less precipitation than last year and while there were weather related impacts to individual local electrical providers and transmission companies, it was not widespread, nor did it affect the overall electrical grid. After the changes enacted by legislation from the 87th Session, hopefully we are on track to a much improved electrical system and its supply chain. We will maintain a watchful eye on them regardless.

If you need to track outages in Texas, you can go to:

<https://poweroutage.us/area/state/texas>

Let me say how thankful I am beginning this fourth year as your State Representative for District 126. It is an honor and privilege to serve my

community, the residents and businesses in our area, and to make it a great place to live and work. My staff and I continue to work on issues for our constituents here in the District during this interim while we also prepare for the next legislative session to begin in Austin in January of 2023.

## **Sam Harless** **State Representative, District 126**

Please follow my Facebook page for daily updates and new information at:  
[www.Facebook.com/samharless126](http://www.Facebook.com/samharless126)

or our Twitter Page at  
<https://twitter.com/SamHarless126>

### **Cypress Creek Watershed**

Many of you in the Cypress Creek area have concerns or interest in projects that impact the area flooding we have seen in the last decade. The Harris County Flood Control District will be reviewing the details of the Jones-Carter Study completed to suggest projects to address that flooding going forward. To that end there will be a virtual public engagement meeting next week for the purpose of obtaining public input on that study.

#### Cypress Creek Watershed

Virtual Community Engagement Meeting

The Harris County Flood Control District will hold a Community Engagement Meeting for the Cypress Creek Watershed Implementation Program in the Cypress Creek watershed.

Date: Wednesday, March 9, 2022

Time: 6:30 – 7:30 p.m.

Join online at: <https://PublicInput.com/CCWIP>

Join by phone at: 855-925-2801 with Meeting Code: 2645

\*If you attend by phone only, maps and other exhibits will not be visible. However, information will be available after the meeting on this project webpage.

<https://www.hcfcd.org/CCWIP>

A copy of the presentation from the previous meeting is on the website as well.

### **Counterfeit Temporary Tags In Texas**

Texas auto dealers are authorized by law to issue temporary paper tags to vehicles under the Texas Department of Motor Vehicles. Many of us have been reading or hearing about issues with the unlawful or counterfeit issuance of these paper tags and their relation to criminal activities. Law enforcement across the country reports the use of these fraudulent Texas paper tags has increased in crimes of all types, complicating their investigations.

Under Texas law, when dealers sell a vehicle, they can print a paper plate for the customer that is only valid for 45 days until they can get a permanent

license plate. Getting a dealer's license is as easy as paying \$900 and filling out an online application. These tags were being purchased online, printed, and put on vehicles used in crimes which hide or slow down identification of the vehicle used in the crime. In many instances, the issuance of a tag was not even related to a legitimate sale of a vehicle and in some cases the dealer was completely fictitious as well.

The issue became more complicated when people began applying for a dealer's license under fictitious names and started a wholesale effort to just outright sell the paper tags online in large numbers. They flooded across the country easily reaching as far North as New York City and New Jersey.

In addition to criminal activity, this can affect average law abiding Texas drivers who are the victim of a traffic accident from a vehicle that is neither inspected, registered, or insured.

State and federal agencies are now working hard to track down and arrest those behind the counterfeit tags and fake dealerships are responding to changes in [HB 3927](#) from last legislature. There is now a tighter restriction on who obtains a dealer's license and how many temporary tags they can issue. Last month the TxDMV issued a [statement](#) on the upcoming improvements to their temporary tag system.

## Low Income Housing In North Harris County

My office and certain neighborhood communities were recently notified of several applications made in our district for 9% Low-Income Housing Tax Credits. We've since received a lot of outreach from constituents with various questions and concerns and we'd like to provide answers to some of the more frequently asked questions.

### **What is a 9% Low-Income Housing Tax Credit Application?**

These applications are for competitive tax credits awarded by the Texas Department of Housing & Community Affairs (TDHCA) to eligible participants to offset a portion of their federal tax liability in exchange for the production or preservation of affordable rental housing. The value associated with these tax credits allows some residences in these developments to be leased to qualified households at below market rate rents.

### **Who can have an impact on these applications?**

For 9% credit applications, certain entities can affect an application's score by submitting comment reflecting support, neutrality, or opposition. It's extremely important for citizens to be properly represented in this process by those that can play a role. These entities include:

- city council and/or county commissioner's court (through a resolution);
- neighborhood associations that contain all or a portion of the proposed development and that are registered with the state or county;
- and state representatives.

As your state representative, I have the ability to impact the scoring of these applications and I do not take that responsibility lightly. When my office is contacted by these development companies about their application we direct them to local neighborhoods, businesses, and other community leaders to further discuss their proposed development and gather community input and

possible support. While this is happening my staff is monitoring community outreach, both support and opposition, to help get a feel of how the community would like me to best represent them. In the past I have also put out polls on social media and through newsletters to the District at large to see how my constituents feel about more of these developments within our community. Through this outreach and communication it's become evident that the vast majority of HD 126 constituents do not want more of these developments in our community, citing concerns of increased flooding hazards caused by overdevelopment, increased traffic congestion, increased burden on our already overpopulated schools, and other various concerns. Knowing this, I have opposed every application that has been proposed within HD 126, but I still remain open as long as there is sufficient community support.

### **How can I make my voice heard?**

Since these developments will have a long-term impact on the community they're being built in, it's extremely important that citizens be able to provide their own direct input and make their voice heard.

Public comment is taken at all TDHCA board meetings and is accepted during the application review process. Regional public hearings are also held to take public comment on these applications.

Hearing schedules, TDHCA board meeting announcements, and other informational notices are posted on [TDHCA's Calendar](#). You can also visit the [TDHCA Public Comment Center](#) for general explanatory information, forms, and other resources to assist with participation in the Department's public comment process.

### **Are there different types of applications?**

Yes, there are two types of applications. The first, and most widely known, is the 9% "competitive" application mentioned above. The second type of application is a 4% "non-competitive" application. These 4% "non-competitive" applications differ from the 9% "competitive" applications in a few significant ways:

- 4% applications receive a lower level of tax credit;
- applications are accepted year-round and are not subject to regional allocation;
- 4% applications have hearings associated with their bond funding, but they do not have separate hearings held for their individual application;
- and, the only entities who may impact the scoring for these applications are local governing bodies (city council and/or commissioners' court) via a certified resolution.

That final point, which restricts which entities can affect an applications score, means that I, as your state representative, am unable to have an impact on the scoring of 4% tax credit applications.

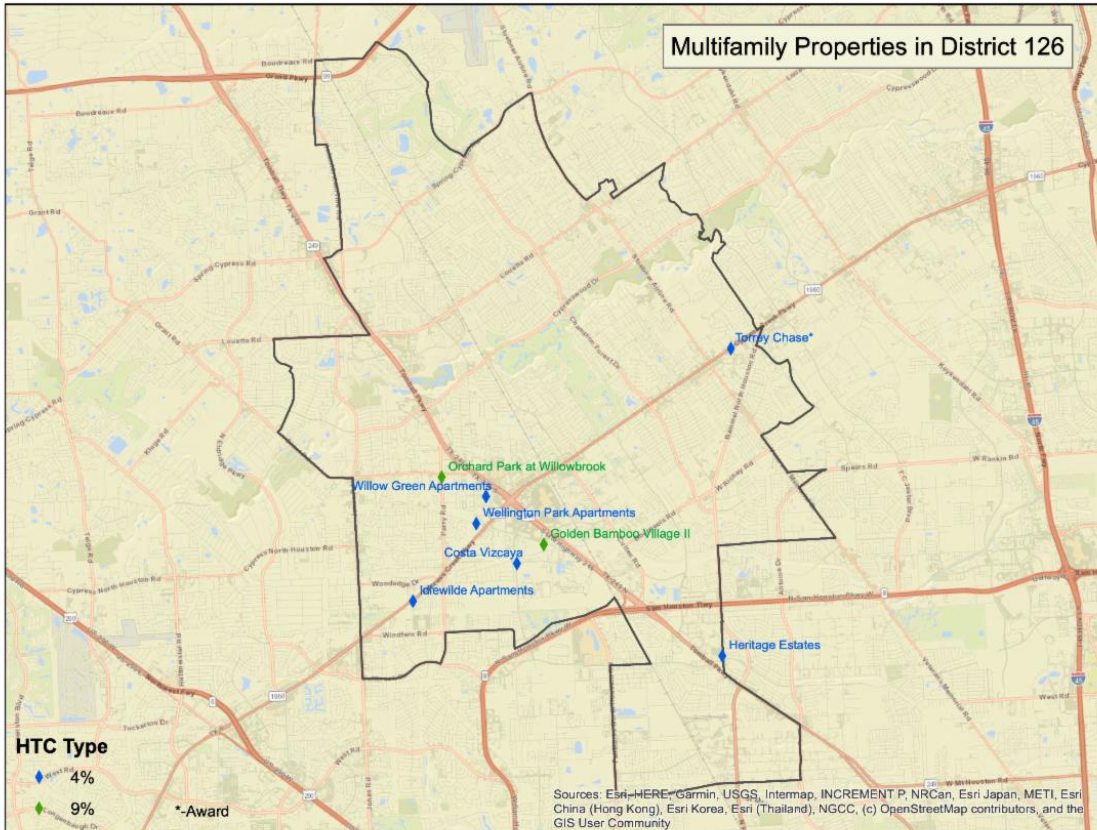
### **What developments are already in HD 126?**

Under it's current boundaries, HD 126 has 8 low-income housing developments, with 2 of these developments coming from 9% Tax Credit Applications and the remaining 6 coming from 4% Tax Credit Applications. Here are a list of these developments:

1. Wellington Park Apartments (4%) - Approved in 2003.
2. Heritage Estates (4%) - Approved in 2004.
3. Idlewilde Apartments (4%) - Approved in 2006.
4. Orchard Park at Willowbrook (9%) - Approved in 2006.
5. Costa Vizcaya (4%) - Approved in 2007.
6. Golden Bamboo Village II (9%) - Approved in 2009.

7. Willow Green Apartments (4%) - Approved in 2012.
8. Torrey Chase (4%) - Approved in 2021.

Here is a map of these properties within the boundaries of HD 126.\***NOTE: This map is based on current district boundaries and NOT redistricted boundaries which have yet to go into effect. TDHCA does not currently have a map of the newly redistricted HD 126.**



Document Path: T:\mfm\2022\2022 Database\harless.mxd Date: 1/18/2022 Created by: Texas Dept. of Housing and Community Affairs  
 Disclaimer: This map is not a survey product; boundaries, distances and scale are approximate only. Data based on locations properties provided.

## FM 1960/Cypress Creek Parkway Construction Project At Willowbrook

We have been hearing about a project by TxDOT to widen the lanes and make signal improvements from Cutten Road to SH 249 on Fm 1960. This is a statement from TxDOT on what they call the FM 1960 / Willowbrook Project. As noted in their comments, the project start date may be delayed and could extend to 28 months.

### TxDOT Comments

This project will provide intersection and signal improvements to reduce congestion and improve safety in the growing region of FM 1960. This roadway improvement will widen FM 1960 from SH 249 to Cutten Road from a 6-lane to an 8-lane curb and gutter roadway with a raised median. This roadway is quite congested and the extra travel lanes with the addition of several new dedicated right turn lanes will improve traffic flow. The project will replace the existing pavement which is nearing the end of its life cycle, provide new mast arm traffic signals and install continuous sidewalks throughout the project. The project will also install new storm sewers which will improve drainage. Currently, this project is scheduled for June 2022 letting with construction

activities to start around August 2022. It should be noted that there are number of private utilities that need to be relocated in order for the project to be let in June 2022. These private utility relocations are outside of TxDOT's control and if not relocated prior to the letting date, the June 2022 date may have to be rescheduled. The duration of the construction is 28 months.

Please see attached title sheet for general location map of the project.

INDEX OF SHEETS  
SEE SHEET 2 FOR INDEX OF SHEETS

STATE OF TEXAS  
DEPARTMENT OF TRANSPORTATION

PLANS OF PROPOSED  
STATE HIGHWAY IMPROVEMENT  
HARRIS COUNTY  
FM 1960  
PROJECT NO. CM ( )  
CSJ: 1685-01-090

FM 1960 ROADWAY : 4,614.00 FT = 0.874 MI  
BRIDGE : 0.00 FT = 0.000 MI  
NET LENGTH : 4,614.00 FT = 0.874 MI  
LIMITS : FROM SH 249 TO CUTTEN ROAD  
TOTAL PROJECT LENGTH = 4,614.00 FT = 0.874 MI

FOR THE RECONSTRUCTION AND WIDENING OF FM 1960 CONSISTING OF GRADING, CEMENT TREATMENT, ASPHALT STABILIZED BASE, CONCRETE PAVEMENT, STORM SEWERS, SIGNING AND PAVEMENT MARKINGS, TRAFFIC SIGNALS, CONCRETE SIDEWALKS, RAILROAD CROSSING IMPROVEMENTS, ETC.

FUNCTIONAL CLASSIFICATION: URBAN PRINCIPAL ARTERIAL

VICINITY MAP  
N.T.S.

FM 1960 ADT  
2022 ADT = 74,200  
2042 ADT = 103,200

DESIGN SPEED  
MAINLANE ..... 40 mph

**CITY OF HOUSTON**  
MADE BY PRIVATE PURCHASE

**LOCATION MAP**  
1" = 800'  
RR CROSSINGS : BNSF RAILROAD  
STA. 189+86.32 (WILLOWBROOK AREA)  
EQUATIONS : NONE  
EXCEPTIONS : NONE

REGISTERED ACCESSIBILITY SPECIALIST (RAS)  
INSPECTION REQUIRED:  
TOUR NO. **TABS2021009483**

2022 by Texas Department of Transportation  
all rights reserved.

RECOMMENDED FOR LETTING: \_\_\_\_\_  
PROJECT MANAGER

APPROVED FOR LETTING: \_\_\_\_\_  
DISTRICT ENGINEER

COUNTY: HARRIS  
SHEET NO.: 01  
DATE ACCEPTED: \_\_\_\_\_  
LETTING DATE: \_\_\_\_\_

## Operation Lone Star December Report

Governor Abbott launched Operation Lone Star in March 2021 to respond to a rise in illegal immigration. In May, Governor Abbott issued a disaster declaration that now covers 48 counties, mostly counties along or near the border. The declaration directed the Department of Public Safety to “use available resources to enforce all applicable federal and state laws to prevent the criminal activity along the border, including criminal trespassing, smuggling, and human trafficking, and to assist Texas counties in their efforts to address those criminal activities.” The following month, the Governor opened Texas Department of Criminal Justice (TDCJ) facilities for detaining arrested persons under Operation Lone Star.

The DPS [Border Wall and Operation Lone Star Summary Page](#) is here



# OPERATION LONE STAR



## Dashboard As of January 20, 2022

### Activities in the Operation Lone Star Area of Interest

	Criminal Arrests	Criminal Trespass Arrests	Felony Charges	Misdemeanor Charges	Federal/Other Charges	Migrant Apprehensions & Referrals	Vehicle Pursuits	Bailouts
DPS	10,405	2,572	8,287	6,842	551	87,860	1,183	1,689
TPWD	184	182	-	-	-	4,525	2	0
TMD	-	-	-	-	-	103,867	-	-
<b>TOTAL</b>	<b>10,589</b>	<b>2,754</b>	<b>8,287</b>	<b>6,842</b>	<b>551</b>	<b>196,252</b>	<b>1,185</b>	<b>1,689</b>

	Marijuana Seizures (lbs.)	Cocaine Seizures (lbs.)	Meth Seizures (lbs.)	Heroin Seizures (lbs.)	Fentanyl Seizures (lbs.)	Fentanyl Lethal Doses	Currency Seizures (USD)	Firearms
DPS	15,352	2,519	1,729	37	161	36,490,367	\$7,849,840	596
TPWD	0.12	0	0.009	0	0	-	0	1
TMD	-	-	-	-	-	-	-	-
<b>TOTAL</b>	<b>15,352.12</b>	<b>2,519</b>	<b>1,729.009</b>	<b>37</b>	<b>161</b>	<b>36,490,367</b>	<b>\$7,849,840</b>	<b>597</b>

### Activities Outside the Operation Lone Star Area of Interest

	Marijuana Seizures (lbs.)	Cocaine Seizures (lbs.)	Meth Seizures (lbs.)	Heroin Seizures (lbs.)	Fentanyl Seizures (lbs.)	Fentanyl Lethal Doses	Currency Seizures (USD)	Firearms
DPS	11,390	958	11,436	166	979	222,123,430	\$17,632,392	2,280

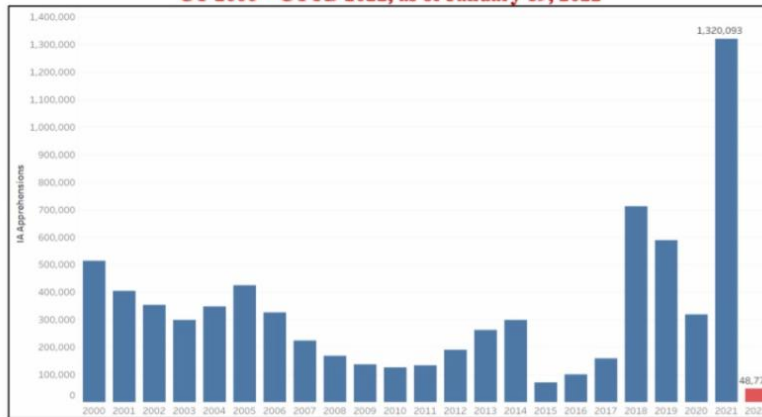
Operation Lone Star began on March 04, 2021. All numbers reported for Operation Lone Star are unverified and unofficial. Numbers are approximate and subject to change. Data includes instances where DPS assisted other agencies during the event. Criminal arrests, including criminal trespass arrests, include United States citizens and illegal migrants. Number of felony/misdemeanor charges are made on individuals arrested for criminal activity in OLS Area of Interest for the reporting period. Multiple charges may be placed on an individual during any arrest incident. Charges include Texas Penal Codes 20.05, 20.06, 20.07, 20a, 30.05, 31.07, 34.02, 37.09, 38.03, 38.04, 46, and 71.02; Texas Health and Safety Codes 481 and 483; Texas Transportation Code 545.421; United States Code Titles 8 USC, 18 USC § 922, 18 USC § 1546, 18 USC § 1956, 18 USC § 1960, 21 USC § 801-971, 26 USC § 5861, 26 USC § 7206; and all warrants. Federal/other charges could include subjects arrested with federal warrants, e.g. DPS initially detained but turned over to a federal agency, etc. Data may include activity that occurred in OLS Area of Interest as defined in the OLS Operations Order and OLS Fragmentary Order as the Gulf of Mexico coastal region and all the DPS South Texas and West Texas Regions. Areas outside of the OLS Area of Interest is defined as the DPS regions outside of South Texas and West Texas Regions. A Fentanyl Lethal Dose is 2mg based on DEA reporting. TPWD personnel deployed for OLS from June 28-August 16, September 21-29, November 20-26, December 05-13, 2021, and January 05-20, 2022. Migrant numbers provided by Texas Military Department from March 12-January 20, 2022 may include instances where DPS assisted in referring to USBP.

### Criminal Migrant Processing Facilities

Subjects Processed	Subjects Currently in Custody
2,566	967

The reporting period for criminal migrant processing numbers is July 20-January 20, 2022. Numbers were derived from Texas DPS arrest information captured by the facility processing centers and information provided by the Texas Department of Criminal Justice Briscoe and Segovia Units.

### IA Apprehensions in Texas Sectors by Calendar Year CY 2000 – CYTD 2022, as of January 19, 2022



\* This chart compares apprehensions during CYTD 2022 compared to apprehension data for complete calendar years since CY 2000.  
 \* Most apprehension figures are based on publicly available data from the Customs and Border Protection (CBP) website.  
 \* December 01 – January 19, 2022 apprehension figures are based on Operation Border Star reporting and are preliminary, unofficial, and subject to change.  
 \* Texas Sectors include the Rio Grande Valley, Laredo, Del Rio, Big Bend, and El Paso Sectors. The El Paso Sector covers a portion of Texas and the state of New Mexico

UNCLASSIFIED//FOR OFFICIAL USE ONLY

## ESD 11 EMS News



### February ESD 11 Update - By Jerry Thomas

“I see your ambulances everywhere!”  
 As the Community Engagement Manager, I have the privilege of interacting with individuals, groups, and different organizations on a very routine basis. I can attest I hear this

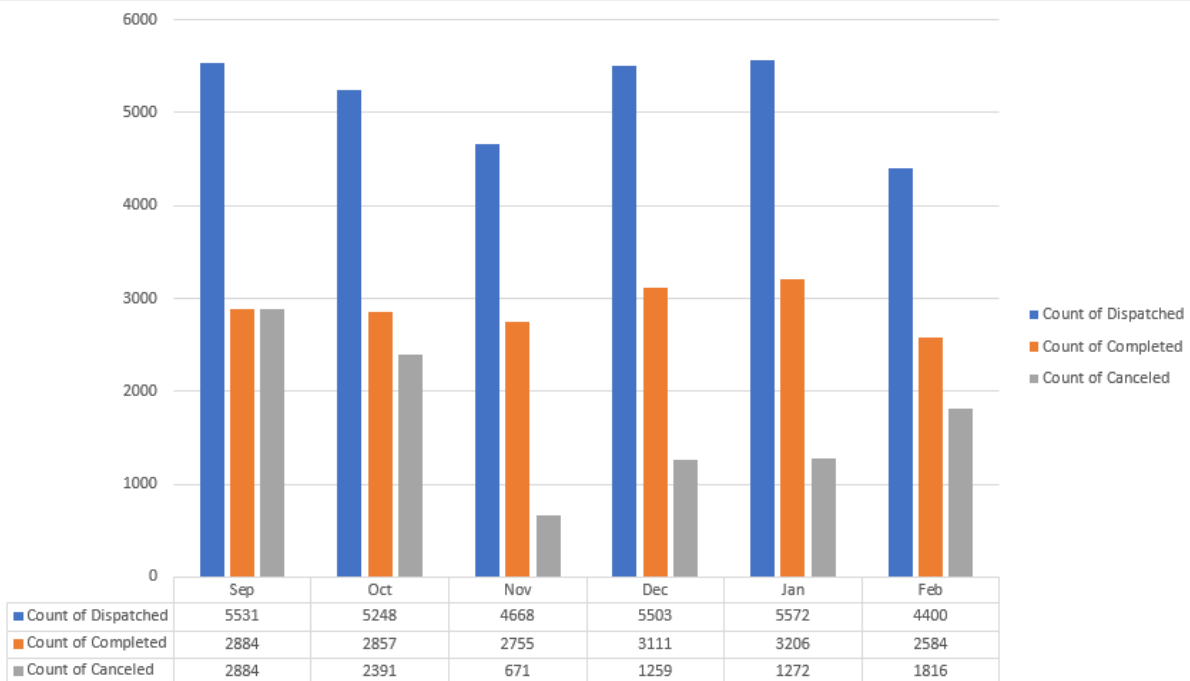
repeatedly from people I encounter.

We are excited to announce that we will be moving into our permanent location (18334 Stuebner Airline Rd, Spring, TX 77379) this month. The site will serve as headquarters for Administration, Communications, Clinical, Billing, Fleet, and Operations. It will also be the Central Deployment location for the ESD 11 ambulances. Phase 1 of the building project is nearing completion, with phase two completion projected by the end of summer.

ESD 11 deploys a "dynamically resourced managed system" to meet the needs of the community's predicated 911 call volume. This type of deployment plan allows ambulances to be deployed when 911 call volumes change. The deployment plan varies from 19 ambulances to 28 ambulances ready for response at varying times throughout the day to meet the fluctuating call demands. For instance, Friday afternoon around 5 pm will be a higher active timeframe in the community versus 4 am on a Wednesday. In February, ESD 11 responded to 4400 calls resulting in 2577 patient transports. The district's 911 response time compliance percentage for February is 91.32 percent for all calls. The district's overall response time compliance target is based on an accepted national industry standard of 85 percent.

Jerry Thomas  
Community Engagement Manager

If you are interested in learning more about ESD 11 or receiving a tour of the operation, please contact Jerry at 281.524.7660 or [jerry.thomas@esd11.com](mailto:jerry.thomas@esd11.com).



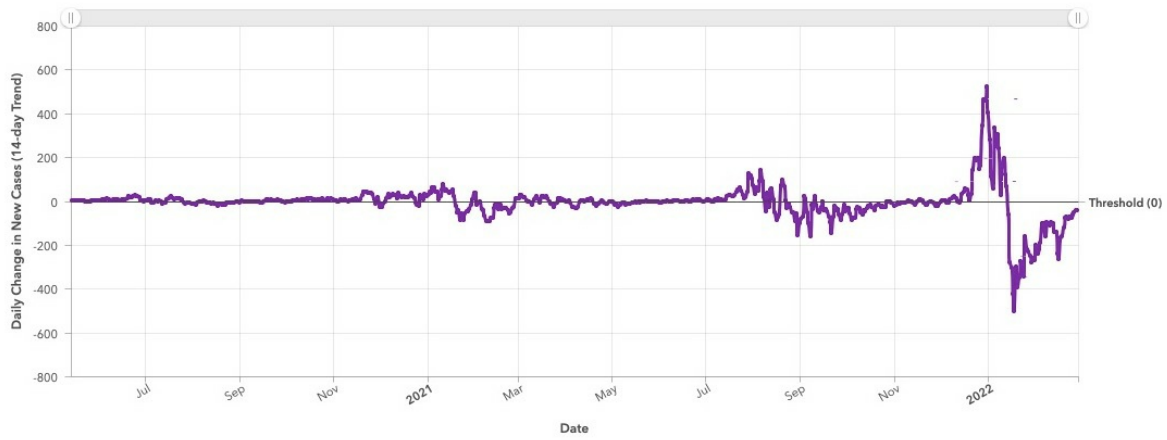
Visit our ESD 11 Website

## COVID STATS & INFO

[COVID In Harris County](#)



## New Cases Trend



**Indicator:** 14-day flat or decreasing trend in new COVID-19 cases Harris County, including City of Houston  
**Threshold:** 0 (same threshold Red > Orange > Yellow)

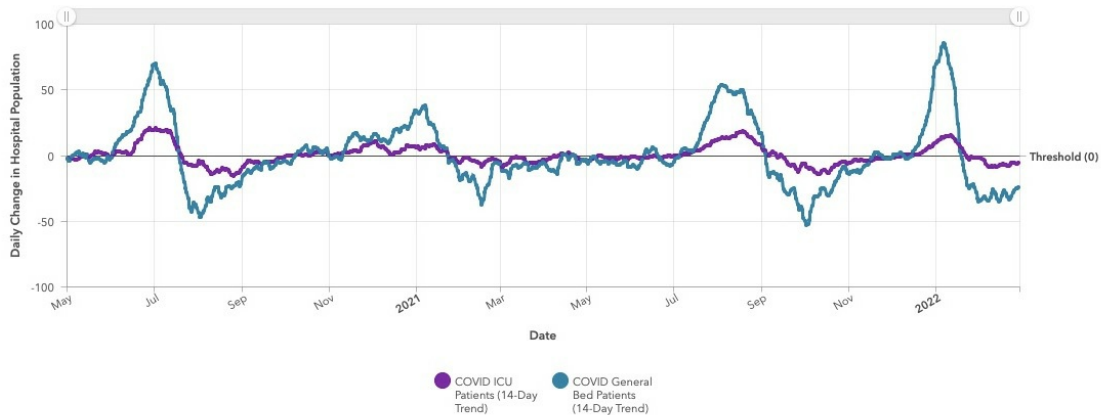
**Data Updated:** 2022-03-01

**Data Source\*:** Harris County Public Health (HCPH), Houston Health Department (HHD)

\*Due to backlogged cases that have increased over time due to delays in test reporting, missing information, and lags in processing, we have updated metrics involving case counts to only include cases that have specimen collection dates within 14 days of the date of reporting.

The chart above provides a reflection of the trend for new COVID-19 cases reported for all of Harris County. The one below is a trend chart for hospitalization in Harris County.

## Hospital Population Trend



**Indicator:** 14-day flat or decreasing trend in COVID-19 hospital population in Harris County.  
**Threshold:** 0 (same threshold Red > Orange > Yellow)

**Data Updated:** 2022-03-01

**Data Source:** SouthEast Texas Regional Advisory Council (SETRAC)\*

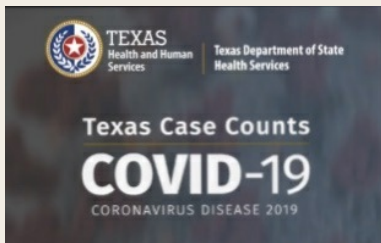
\*Data is for Harris County including City of Houston.

*Since we have been living with the COVID Pandemic for quite some time and this information is readily available from a variety of sources, we will be reducing our coverage of the topic for the newsletter, unless the situation changes.*

These charts can be found at the Harris County COVID Dashboard [www.readyharris.org](http://www.readyharris.org)

**Harris County's threat level is currently ORANGE - Minimize Contact With Others Unless Vaccinated.**

Harris County's Current positivity rate is 7% over the last 14 day period and has fallen significantly from last month's 25% rate. General population and ICU beds usage at Harris County area hospitals shows a downward trend over the last two weeks.



## Texas COVID Cases Statewide

To see charts reflecting details on Covid and vaccination activity follow this link to the [Texas Covid Dashboard](#)

### COVID VIRUS & VACCINES IN TEXAS

Choosing vaccinations are and should always be a personal and individual choice, though data seems to indicate a significantly reduced mortality rate for those who are vaccinated. While numbers continue to improve across the state, we encourage you to take the steps necessary to make your family and home safe. Please make an informed choice for you and your family in conjunction with your family medical professionals and do your best to avoid being a contributor to the ongoing challenges we face fighting the spread of COVID. With new variants, there are lots of things to consider when it comes to your health.

To find a vaccine distribution site near you, the state has created this map: [COVID Vaccine Provider Map](#)

If you are in the eligible tier, to find doses available in your area, check this link: [Vaccine Dose Availability Map](#):

If you need to find a testing site near you, follow this link: [COVID Testing Locations](#)

---

## COVID-19 Resources

### Texas Workforce Commission

The Texas Workforce Commission (TWC) continues to explore options to keep the 2021 tax rates as low as possible for Texas employers as Texas and the entire nation continue to deal with the economic disruptions of the COVID-19 pandemic. [Read more about 2021 tax rates in the press release](#)

---

TWC Website to Apply for Benefits: [TWC Unemployment Benefits](#)

Texas Workforce TeleCenter - 800-939-6631

TWC has a new Chat service on their website in the bottom right of the screen, called "Chat With Us". This new function will be able to answer most general questions from individual. <https://www.twc.texas.gov>

---

## Harris County Resources

ReadyHarris Website: <https://www.readyharris.org/#resources>

Harris County Fire Marshal hotline to report businesses who are in violation

## **Precinct 4 Commissioner Community Assistance -**

### **[Pct 4 Community Assistance](#)**

People can sign up to receive emergency alerts from Harris County at:[Ready Harris Alert Signup](#).

Also, 2-1-1 is a resource hotline set up by Harris County. If someone is in need of resources fast they can call that number and they will be connected to resources in their community. They can also text CV19 to 888-777. This hotline is available 24/7.

## **City of Houston**

Houston Public Health Dept - <https://houstonemergency.org/covid19/>

## **Ready Harris Accessible Alerts**

The Harris County Office of Homeland Security& Emergency Management has launched the new Ready Harris Accessible Alerts (RHAA). This new system is providing access to alerts, warnings, and preparedness information to persons who are Deaf, Blind, Hard-of-Hearing, Deaf-Blind, or have low-vision through a new one-stop-website. To sign up, we encourage members of the community to visit <https://hct.ahasalerts.com>.

Community members can also text AHAS to (281) 609-9093 to sign up. The system will send our Ready Harris Alerts with sign language interpreting along with voice and closed captioning in English and Spanish before, during and after an emergency. The RHAA is compatible with video capable devices such as computers, tablets, cell phones and wireless Braille readers. With this new resource, HCOHSEM will also be able to reach individuals with low literacy in English and Spanish. This is HCOHSEM's latest effort to reach the whole community.

## **Federal Resources / Websites**

CDC- Center for Disease Control: [CDC Coronavirus](#)

Small Business Administration: [SBA](#)

SBA Paycheck Protection Program -[Paycheck Protection Loans](#)  
**An SBA loan that helps businesses keep their workforce employed (during the Coronavirus (COVID-19) crisis.)**

FEMA Corona Response: [FEMA CoronaVirus](#)

## **Around The District**

### **Our Schools and COVID**

The Omicron Variant is working its way through our community as well as our schools. Our School Districts are closely monitoring COVID cases in the staff and student population. You can see the COVID Campus Dashboards for each

of our area districts here:

[Klein ISD COVID Dashboard](#)

[Cy-Fair ISD COVID Dashboard](#)

[Tomball ISD COVID Dashboard](#)

[Spring ISD COVID Dashboard](#)

COVID statistics in Texas Public Schools may be found here:

[TEA School Campus COVID Link](#)

Scroll down on that site and you can get Excel reports that are searchable by school district or campus.

## [In The District](#)

### [Klein Meritorious Budget Award](#)



#### Klein ISD Financial Services Team Receive **EXCELLENCE IN BUDGET PREPARATION**



We'd like to congratulate Klein ISD for recognition of their 17th consecutive Meritorious Budget Award. The Association of School Business Officials International (ASBO) has once again awarded Klein ISD with a Meritorious Budget Award for excellence in the preparation and issuance of the 2021-2022 school district annual budget.

Kudos to Klein ISD Director of Budget, Tracie Edinburgh, and her staff for the outstanding job they do each year in the preparation of the budget. Klein ISD Chief Financial Officer Dan Schaefer and his entire staff should be very proud of this achievement.

See the full article at [Klein ISD's Website](#)

### [Cy-Fair ISD Art Awards](#)

Congratulations to Cy-Fair ISD's Arts Program and the 13 students whose art received awards at the Houston Livestock Show and Rodeo.

In the High School division:

- Cypress Springs High School senior Bridgeth Perez Sanchez won Best of Show for her artwork titled "Garden Harvest;"
- Cypress Ridge High School sophomore Kamila Yopez won a gold medal for her artwork titled "At Sunrise;"
- Cy-Fair High School senior Lily Forbes won a gold medal for her artwork titled "City Slickers;"
- Cypress Ranch High School senior Tien Tran won a special merit award for her artwork titled "Milk & Cookie Love;"
- Cy-Fair junior Geonhee Kim won a special merit award for his artwork titled "Saddling Up;"
- Bridgeland High School sophomore Chelsea Nieva was a special merit award for her artwork titled "Serenity;"
- Cypress Woods High School junior Ivy Wang won a special merit award for her artwork titled "Midsummer Ride;"
- Cypress Ridge senior Kayla Le won a special merit award for her artwork titled "Waiting for the Drum;"
- Cypress Woods senior Ruchi Tiwari won a special merit award for her artwork titled "Under the Great Oak."


In the Middle School division:

- Salyards Middle School eighth grade student Shiruixue Fang won Best of Show for his artwork titled "Desirous of Love;" and
- Goodson Middle School sixth grade student Vicky Xin won a gold medal for her artwork titled "The Great Horned Call!"

In the Elementary School division:

- Bang Elementary School first grade student Kiara Keogh Palomino won Best of Show for her artwork titled "Miss Chicken Bubbles;" and
- McFee Elementary School fifth grade student Brenda Guzman won a gold medal for her artwork titled "Old Friend."

To see all of the Cy-Fair artwork recognized at the rodeo, go to the [Cy-Fair Website.](#)



## Tomball ISD Earns Top Awards

We'd like to offer our congratulations to the Tomball ISD Communications Team for earning 3 Best of Category awards, 12 Gold Star honors and 6 Silver Star honors at Texas School Public Relations Association's annual gathering.

Tomball ISD Communications was honored as the best in the State of Texas with three Best of Category Awards, 12 Gold Star honors and 6 Silver Star honors at the Texas School Public Relations Association (TSPRA) annual conference in Round Rock.

Best of Category:

- eNewsletter (Tomball Talk)
- Photo: Sports (40th Patriotic Show, at Kyle Field)
- Original Art (BTS Countdown 2020)
- 

Each year, TSPRA recognizes communicators in school districts, education foundations, education associations and organizations for their work in print and electronic media categories. There are 47 main categories covering various media such as newsletters, programs, posters, reports, writing, image/identity packages, photography, graphics, video, electronic presentations, mobile apps, campaigns, events and web sites.

To see all of the awards and recognitions from the TPRSA event, check out the [Tomball ISD Website](#).

## Cypress Creek F.A.C.E. and Centrum Arts



### Celtic Angels Ireland - The Centrum

**8:00 p.m., Saturday, March 26, 2022**

Some of the sweetest voices under heaven make up the Celtic Angels -Vicky Kenny, Amy Penston, Eimear Crealey, Sari Greenburg and Muirgen O'Mahony – Irish to the core and seasoned entertainers all. These ladies cut their teeth in such musicals as West Side Story, Grease, and in Jury's Irish Cabaret.

#### [Website & Tickets](#)

Cypress Creek F.A.C.E. presents world class concerts and entertainment right here in our community. Be sure and look at their website and performance schedule. <https://cypresscreekface.org/performances/>

Be sure and check out the Star Lit! Concert and Promenade Series Lineup for the remainder of the 2021-2022 season. Still on the schedule are some great concerts!

- [Celtic Angels Ireland](#) – Saturday, March 26, 2022
- [An Evening With Patti Austin](#) - 8:00 p.m., Saturday, April 23, 2022
- [Forever Motown](#) – Saturday, May 14, 2022

The Free Children's Series performances are at 11:00 a.m. on four Saturdays during the 2021-2022 season. The performances are at Harris County Precinct 4's Mangum-Howell Community Center, 2500 Frick Rd. (inside Doss Park)

- Houston Grand Opera's Opera to Go! presents "The Barber of Seville in Texas" (Bilingual) – 11 a.m., Saturday, April 23, 2022

The Free Children's Series is underwritten by The Centrum Arts League.

Free Children's Series

## ***Pearl Fincher Museum of fine Arts***



**Illusion And Certainty  
Martin Weinstein  
January 29th-May 14th 2022**



**Cultivating The Dutch  
Tradition In The 21st  
Century Jane Jones'  
Hyperrealist Floral Paintings  
January 29th-May 14th 2022**

Current Exhibitions

### **Pearl Virtual Tour Programs**

#### **VIRTUAL TOUR VIDEOS**

Take a stroll through our galleries from the comfort of your own home!  
Enjoy our newest Virtual Tour

**Vistas & Voyages**, Photographer Don Pine, narrator  
[Click for Virtual Tour Video:](#)

The John Cooper School: Fused Glass Fish

[Click for Virtual Tour Video:](#)

Stitched: Contemporary Quilt Art from the International Quilt Festival Collection

[Part 1 Tour](#) • [Part 2 Tour](#) • [Part 3 Tour](#) • [Part 4 Tour](#)

Lesley Humphrey: Saved by a Horse

[Click for Virtual Tour Video](#)



## Greater Tomball Area Chamber of Commerce

### Transportation and Mobility Committee

2nd Tuesday of each month

Meeting Location:

29201 Quinn Rd.

Tomball, Texas 77375

Upstairs Conference Room

Tomball Government Affairs  
Committee

## Cy-Fair Chamber of Commerce Transportation/Government Affairs Committee



The committee meets the 1st Thursday  
of each month to discuss governmental  
issues that confront their Cy-Fair area.

They meet at the Chamber offices  
located at 8711 Highway 6 North, Ste.  
120 Houston, TX 77095.

Cy-Fair Chamber Website

## Harris County Pct 4 Public Safety Forum

Meets at:  
Glorious Way Church  
11611 Champions Forest Dr  
Houston, TX 77066

Local representatives from criminal justice and  
government agencies make presentations and discuss  
issues important to the community.

The button below provides a link to sign up for our alerts  
and lists.



Public Safety Forum Sign Up Link

Visit our House of Representative Website:



The Texas House of Representatives is an Equal Opportunity Employer and does not discriminate on the basis of race, color, national origin, sex, religion, age or disability in employment or the provision of services. This newsletter is available in alternate forms upon request. Please call 1-800-241-1163.

## Contact Us

Capitol Office Phone - 512-463-0496

District Office Phone - 281-251-0194

District Office Address - 6630 Cypresswood Dr #150

Spring, Tx 77379

Ron Hickman  
Chief of Staff  
[Email Ron](#)

James Cook  
Legislative Director  
[Email James](#)

Kelly Peterson  
District Director  
[Email Kelly](#)



[Email Sam](#)

