


P1900.3  
An 78  
1983/4




Government Publications  
Texas State Documents  
JUN 4 1985  
Dallas Public Library

# ANNUAL REPORT

1984

Austin, Texas





ANNUAL REPORT


TEXAS STATE BOARD

OF

PLUMBING EXAMINERS

1984

Austin, Texas



B O A R D M E M B E R S

<u>NAME</u>	<u>TITLE</u>	<u>CITY</u>
E. L. SMITH	CHAIRMAN	SAN ANTONIO
EDWARD A. TSCHOEPE	VICE-CHAIRMAN	SAN ANTONIO
WILLIAM G. WHEELER	SECRETARY	VICTORIA
STANLEY J. BRIERS	MEMBER	SEABROOK
J. L. DRYMALLA	MEMBER	COLUMBUS
J. P. FRANZEN	MEMBER	QUITMAN
W. D. "BILL" PICKENS	MEMBER	HOUSTON
MARIO ESTRADA	MEMBER	SAN ANTONIO
MERVIN PHLEGM	MEMBER	HOUSTON
LYNN BROWN	ADMINISTRATOR	

STAFF MEMBERS

DONALD A. NELSON	CHIEF EXAMINER
C. W. LINDLEY	CHIEF FIELD REPRESENTATIVE
VIOLA EKENSTAM	ACCOUNTANT





TABLE OF CONTENTS

	<u>Page</u>
ADMINISTRATION.....	1
GENERAL INFORMATION.....	7
1. License Activity.....	7
2. Financial Statements of Receipts and Disbursements.....	10
3. Organization Chart.....	27
4. Information Requests from Other States.....	28
FIELD SERVICE ACTIVITY.....	29
1. Field Visits.....	30
2. License Compliance Checks.....	30
3. Complaints.....	32
4. Meetings, Conferences, Seminars, and Training Seminars.....	33
5. Plumbing Code Activity.....	37
EXAMINATION ACTIVITY.....	38
1. Examination Report.....	38
2. Educational Facilities of the Examination Center.....	48
3. Book Library Activity.....	49
4. Film Library Activity.....	50





LIST OF TABLES

<u>TABLE</u>	<u>Page</u>
I Number of FY-1984 Plumbing Licenses Issued by the State Plumbing Board.....	7
II Comparative Summary of Licenses Issued Annually by the State Plumbing Board.....	8
III Compliance Checks.....	31
IV Monthly Distribution of Master Examinations for FY-1984.....	39
V Monthly Distribution of Journeyman Examinations for FY-1984.....	40
VI Monthly Distribution of Master and Journeyman Examinations for FY-1984.....	41
VII Comparative Analysis of Master Examinations Given Annually by State Plumbing Board.....	42
VIII Comparative Analysis of Journeyman Examinations Given Annually by State Plumbing Board.....	44
IX Comparative Summary of Examinations Given Annually by State Plumbing Board.....	46




## ADMINISTRATION

The Texas State Board of Plumbing Examiners was created by the 50th Legislature, Regular Session and became effective 90 days after June 6, 1947. It was amended by the 67th Legislature, Regular Session, as a result of the Sunset Review process and continued in existence until 1993. It may be cited as "The Plumbing License Law".

The Board's purpose is twofold: (1) to protect the public health through an efficient and equitable system of licensing; (2) to administer a uniform examination to all persons who qualify and desire to be plumbers by providing a fair and equal opportunity to practice their trade.

Today it is common knowledge that diseases can be transmitted and spread by water. Public health officials have strongly supported licensing and minimum plumbing codes as a deterrent to the spread of water borne diseases such as typhoid fever, diarrhea, cholera, amoebic and bacillary dysentary. The relationship between properly designed and installed plumbing systems and the public health is an established fact.

The Board is composed of nine members, all appointed by the Governor and confirmed by the Senate. Membership consists of one Plumbing Contractor; one Master Plumber; one Journeyman Plumber; one Plumbing Inspector; one Sanitary Engineer; one Home Builder; one Commercial Builder; and two Public Members. The Board had full membership as of the close of this report.





<u>NAME</u>	<u>CITY</u>	<u>REPRESENTATION</u>	<u>TERM EXPIRES SEPTEMBER 5</u>
Edward Lee Smith Chairman	San Antonio	Master Plumber	1987
Edward A. Tschoepe Vice-Chairman	San Antonio	Sanitary Engineer	1987
William G. Wheeler Secretary	Victoria	Plumbing Inspector	1987
Stanley J. Briers	Seabrook	Plumbing Contractor	1985
J. L. Drymalla	Columbus	Commercial Builder Contractor	1989
J. P. Franzen	Quitman	Home Builder Contractor	1983
W. D. "Bill" Pickens	Houston	Journeyman Plumber	1985
Mario Estrada	San Antonio	Public Member	1989
Mervin Phlegm	Houston	Public Member	1985

Section 6 of the Plumbing License Law provides that each member of the Board is entitled to per diem as set by legislative appropriations for each day that the member engages in business of the Board. The appropriation for the Plumbing Board sets the rate of compensatory per diem at \$75 per day.

The Board is a policy making body and delegates the actual administration of the examinations to a full time staff. Examinations are conducted daily at its office in Austin.

#### Insurance

An insurance policy on the Board's six vehicles provided the Board protection in the amount of \$100,000.00-\$300,000.00 for bodily injury liability and \$10,000.00 for property damage liability.




A special-coverage policy with the Trinity Universal Insurance Company insured the Board against the loss of money and securities, up to \$1,500.00, both inside and outside the premises.

Each of the Board's employees was covered by a public employees' honesty blanket position bond with the Trinity Company to the extent of \$10,000.00. The following employees are bonded:

Lynn Brown	Administrator
Kathryn L. Bassett	Accounting Clerk III
William C. Damerau	Occupational Education Specialist II
Viola M. Ekenstam	Accountant II
Vernon H. Emken	Occupational Education Specialist II
Raymond G. Fullerton	Occupational Education Specialist II
Yolanda Hernandez	Administrative Secretary
Christopher A. Hoag	Stock Clerk II
Mary B. Lane	Secretary III
C. W. Lindley	Director of Special Program
William J. Marks	Occupational Education Specialist II
Don A. Nelson	Director of Special Program
Elneeta M. Prewitt	Clerk Typist I
Johnny G. Reyes	Translator, Spanish
Patsy M. Russell	Administrative Technician III
Mary Jo Sewell	Secretary III
J. H. Walker	Occupational Education Specialist II
Bertis Ray Ward	Occupational Education Specialist II
Bertha L. Wilson	Secretary III
Larry D. Wilson	Occupational Education Specialist II

The Texas State Board of Plumbing Examiners is committed to a lease agreement for its office and examination space through January 31, 1991. The lease may be cancelled by the Board if funds are not appropriated by the Legislature. The lease is subject to a consumer price index escalation clause.

This Board occupies 15,477 square feet of space at 929 East 41st Street in Austin, Texas. This space is divided as follows: office 5,787 sq.ft.; storage 1,247 sq.ft.; and 8,443 sq.ft. for examination facilities. This space costs 56.32¢ per sq.ft.; \$8,716.17 per month; or \$104,594.04 per year. The space is leased under the terms of Lease and Rental contract PE 7925-E-Austin on file with the State Purchasing and





General Services Commission. The space is leased from J. Byron Smith, Reed-Smith Bldg. Acct., 507 West Avenue, Austin, Texas 78701. The Board does not occupy any space in State owned buildings, or space in any other location.


In FY-1984 the total number of licenses, of all categories, increased by 5.38%. A breakdown of this figure is shown in the License Activity Report under General Information.

A statement of Receipts and Disbursements, as required by law, is shown on page 16.

Under Field Service Activity it is seen that 295 cities were visited during FY-1984, resulting in 3,331 field visits. A total of 2,065 plumbers were challenged on the job for licenses; approximately 71.8% were in compliance with the law. A total of 279 registered apprentices were also contacted on the job and 692 apprentice application forms were given to those not previously registered. A complete breakdown is shown under Field Service Activity.

During the year the Board participated in numerous conferences, seminars, training sessions and industry meetings. The Field Service Department and the Chief Examiner were directly involved in this activity. Our participation was by invitation from cities, trade associations, A&M Extension Service, individual Plumbing Inspectors, State Plumbing Inspectors Association and Building Officials Association of Texas.

The danger of cross connections in plumbing systems has been graphically revealed in the two films produced for the Board by the University of Texas at Austin. These films depict the various ways in which the public water supply can be contaminated by back siphonage and



back flow. Cross connections in plumbing systems are wide spread and occur at an unbelievable rate.

Another film produced by the University of Texas at Austin shows the Board's facilities for administering the examination. A typical applicant is followed through each phase of the day long examination.

All of these films have received wide circulation and viewing both in and out of the State.

Representatives of the Board have attended 31 conferences, seminars, and other meetings where more than 4,248 persons were in attendance.

The Board has continued its service to small towns in the State encouraging them to adopt a modern, adequate plumbing code. The Texas League of Municipalities has continued to participate in a cooperative effort with the Board to make copies of the model code available to any city needing such service.

Apprentice permit cards are available to any person learning the trade. A total of 1,392 apprentice plumbers were registered in FY-1984 bringing the total to 13,073 since the inception of registration in 1972.

All applicants for examination must certify that they have three years of experience working at the trade or a combination of work experience and academic training in plumbing to equal three years. In addition, the Board requires a one year waiting period between journeyman licensure and the master examination.

A minimum age of 18 has been established for the master plumber





and Plumbing Inspector licenses.


The city plumbing inspector must pass a comprehensive qualifying examination in order to obtain his plumbing inspector's license. This examination covers a two day period.

The Board conducted a total of 3,198 examinations during the year. The overall failure rate was 24.7%. A further breakdown of the examination figures is shown in the Examination Activity section.

The Board maintains a library of plumbing reference books which are available to persons needing to study for the examination. This Film and Book Library is used extensively during the year. See the applicable section in the body of the report for a complete listing of this activity.

The most recent request from the Board to destroy obsolete records was dated September 20, 1983.

Two Board meetings were held during this reporting period.



## GENERAL INFORMATION

License Activity Report

A total of 22,560 licenses were issued by the Board during the year; 10,273 of these were master licenses; 11,341 were journeyman licenses; and 946 were plumbing inspector licenses. This represented a total increase of 1,150 licenses for the year, or 5.38%. Broken down by category, the master licenses increased 4.75%; journeyman licenses increased 5.88%; and plumbing inspector licenses increased 6.30%.

Licenses are granted by renewal of a previously held license or by successful completion of the examination. Table I shows the manner in which the 22,560 licenses issued in 1984 were obtained.

TABLE IReport of Licenses Issued  
by the State Plumbing Board

	<u>By Renewal</u>	<u>By Examination</u>	<u>Total</u>
Master	9,485	788	10,273
Journeyman	9,913	1,428	11,341
Inspector	<u>823</u>	<u>123</u>	<u>946</u>
Total	20,221	2,339	22,560




Table II shows the total number of licenses issued annually since the creation of the Board. The yearly total is broken down according to classification of license issued.

TABLE II

Comparative Summary of Licenses  
Issued Annually by  
State Plumbing Board

	<u>Masters</u>	<u>Journeyman</u>	<u>Inspectors</u>	<u>Total</u>
1948	2,875	4,491	354	7,720
1949	3,001	4,891	383	8,275
1950	3,239	5,269	422	8,930
1951	3,232	5,382	440	9,054
1952	3,383	5,564	450	9,397
1953	3,519	5,679	436	9,634
1954	3,556	5,746	431	9,733
1955	3,711	5,996	450	10,157
1956	3,794	6,073	462	10,329
1957	3,835	6,093	457	10,385
1958	3,878	6,222	481	10,581
1959	3,986	6,457	500	10,943
1960	4,120	6,516	506	11,142
1961	4,147	6,510	512	11,169
1962	4,223	6,596	518	11,337
1963	4,322	6,794	554	11,670
1964	4,447	7,023	559	12,029






TABLE II - continued

	<u>Masters</u>	<u>Journeyman</u>	<u>Inspectors</u>	<u>Total</u>
1965	4,561	7,048	581	12,265
1966	4,605	7,050	610	12,265
1967	4,612	7,187	633	12,432
1968	4,718	7,489	650	12,857
1969	4,892	7,902	654	13,448
1970	5,036	8,177	662	13,875
1971	5,268	8,623	677	14,568
1972	5,687	9,204	756	15,647
1973	6,034	9,506	779	16,319
1974	6,271	9,687	754	16,712
1975	6,459	9,952	747	17,158
1976	6,735	10,010	756	17,501
1977	7,027	10,232	758	18,017
1978	7,487	10,574	776	18,837
1979	7,932	11,229	796	19,957
1980	8,247	11,382	817	20,446
1981	8,367	11,267	831	20,465
1982	8,875	10,183	818	19,876
1983	9,808	10,712	890	21,410
1984	10,273	11,341	946	22,560

TEXAS STATE BOARD OF PLUMBING EXAMINERS  
Austin, Texas

EXHIBIT I  
Balance Sheet  
August 31, 1984 and 1983

	<u>August 31, 1984</u>			<u>Totals (Memorandum Only)</u>
	<u>General Fund</u>	<u>General Fixed Assets</u>	<u>General Long Term Debt</u>	
	\$	\$	\$	\$
<u>ASSETS</u>				
<u>Current Assets</u>				
Cash in State Treasury	963,098.43			963,098.43
Suspense Account	36,785.00			36,785.00
Inventory of Postage and Supplies	24,015.23			24,015.23
<b>Total Current Assets</b>	<b>1,023,898.66</b>			<b>1,023,898.66</b>
<u>General Fixed Assets</u>				
Furniture and Equipment		227,356.73		227,356.73
<u>Other Assets</u>				
Resources to be Provided in Future Years			46,301.63	46,301.63
<b>Total Assets</b>	<b><u>1,023,898.66</u></b>	<b><u>227,356.73</u></b>	<b><u>46,301.63</u></b>	<b><u>1,297,557.02</u></b>
<u>LIABILITIES AND FUND EQUITY</u>				
<u>Current Liabilities</u>				
Accounts Payable	3,257.52			3,257.52
Reserve for Suspense in State Treasury	36,785.00			36,785.00
	40,042.52			40,042.52
<u>Other Liabilities</u>				
Compensable Leave Balances of Employees			46,301.63	46,301.63
<u>Fund Equity</u>				
Investment in General Fixed Assets		227,356.73		227,356.73
<u>Fund Balance</u>				
Reserved for Inventory of Postage/Supplies	24,015.23			24,015.23
Reserved for Encumbrances (Exh. III)	37,214.01			37,214.01
<u>Unreserved Fund Balances:</u>				
Unencumbered Appropriations (Exh. III)	75,550.45			75,550.45
Unappropriated Balance	847,076.45			847,076.45
<b>Total Fund Balances (Exh. II)</b>	<b>983,856.14</b>			<b>983,856.14</b>
<b>Total Fund Equity</b>	<b>983,856.14</b>	<b>227,356.73</b>		<b>1,211,212.87</b>
<b>Total Liabilities and Fund Equity</b>	<b><u>1,023,898.66</u></b>	<b><u>227,356.73</u></b>	<b><u>46,301.63</u></b>	<b><u>1,297,557.02</u></b>

The accompanying Notes to the Financial Statements are an integral part of this statement.

August 31, 1983

<u>General Fund</u> \$	<u>General Fixed Assets</u> \$	<u>General Long Term Debt</u> \$	<u>Totals (Memorandum Only)</u> \$
561,139.78			561,139.78
15,220.00			15,220.00
<u>20,847.95</u>			<u>20,847.95</u>
597,207.73			597,207.73
	<u>214,908.38</u>		<u>214,908.38</u>
		<u>39,172.57</u>	<u>39,172.57</u>
<u>597,207.73</u>	<u>214,908.38</u>	<u>39,172.57</u>	<u>851,288.68</u>
2,262.76			2,262.76
15,220.00			15,220.00
<u>17,482.76</u>			<u>17,482.76</u>
		<u>39,172.57</u>	<u>39,172.57</u>
	<u>214,908.38</u>		<u>214,908.38</u>
20,847.95			20,847.95
1,010.00			1,010.00
150,801.11			150,801.11
<u>407,065.91</u>			<u>407,065.91</u>
579,724.97			579,724.97
579,724.97	<u>214,908.38</u>		<u>794,633.35</u>
<u>597,207.73</u>	<u>214,908.38</u>	<u>39,172.57</u>	<u>851,288.68</u>

1952

1953

1954

1955

1956

1957

1958

1959

1960

1961

1962

1963

1964

1965

1966

1967

1968

1969

1970

1971

1972

1973

1974

1975

1976

1977

1978

1979

1980

1981

1982

1983

1984

1985

TEXAS STATE BOARD OF PLUMBING EXAMINERS

## Exhibit II

Statement of Revenues, Expenditures and  
Changes in Fund Balance  
Years Ended August 31, 1984 and 1983

	<u>Year Ended</u> <u>August 31, 1984</u>	<u>Year Ended</u> <u>August 31, 1983</u>
	\$	\$
<u>Revenues</u>		
Licenses:		
Master	761,200.00	490,400.00
Journeyman	283,525.00	267,825.00
Inspector	46,325.00	22,250.00
Total License Fee	<u>1,091,050.00</u>	<u>780,475.00</u>
Examination Fees:		
Master	72,825.00	71,850.00
Journeyman	104,450.00	83,800.00
Inspector	3,450.00	3,200.00
Total Examination Fee	<u>180,725.00</u>	<u>158,850.00</u>
Late Fees	<u>74,935.00</u>	<u>70,335.00</u>
Sale of Scrap Metal	<u>64.99</u>	<u>137.16</u>
Other	<u>6,229.95</u>	<u>1,502.38</u>
 Total Revenues	 <u>1,353,004.94</u>	 <u>1,011,299.54</u>
<u>Expenditures</u>		
Current Operating Expenditures:		
Salaries and Wages	498,271.45	487,014.01
Salaries - Contract	14,844.64	19,797.05
Per Diem - Board Members	4,050.00	5,400.00
Printing, Office Supplies and Services	21,018.71	60,833.06
Telephone and Telegraph	7,127.15	6,859.87
Postage	23,710.00	19,310.00
Rent	104,304.24	102,726.36
Utilities and Janitorial Services	26,945.04	22,953.22
Travel Expense - Administrative	26,214.11	21,973.58
Travel Expense - Board Members	5,343.92	7,290.36
Travel Expense - Automobiles	10,145.54	8,703.68
Materials - Examination	11,800.68	3,018.17
Supplies - Examination	8,559.48	7,531.77
Insurance	2,860.00	3,370.00
Employer's Retirement Contributions	39,890.11	37,676.68
Employer's Group Insurance Contributions	29,904.80	22,608.64
Social Security	52,980.53	49,443.48
Audit Fee	4,327.98	2,565.48
General Revenue Services	<u>47,913.00</u>	<u>-0-</u>
 Total Current Operating Expenditures	 <u>940,211.38</u>	 <u>889,075.41</u>

1954  
1955  
1956



TEXAS STATE BOARD OF PLUMBING EXAMINERS

## Exhibit II

Statement of Revenues, Expenditures and  
Changes in Fund Balance  
Years Ended August 31, 1984 and 1983  
(concluded)

	<u>Year Ended</u> <u>August 31, 1984</u>	<u>Year Ended</u> <u>August 31, 1983</u>
	\$	\$
<u>Expenditures (concluded)</u>		
Capital Outlay:		
Purchases of Furniture and Equipment	11,829.67	13,906.59
Total Expenditures (Exh. III)	<u>952,041.05</u>	<u>902,982.00</u>
Excess of Revenues Over Expenditures	400,963.89	108,317.54
<u>Fund Balance - Beginning</u>	579,724.97	443,804.50
Restoration of Outstanding Checks to Bank Balance		
Eliminate Reserve For Transfer to Fund 077		(458.00)
Overstatement of Group Insurance & Retirement Expense for 1982		14,097.08
Increase (Decrease) in Inventory of Postage and Supplies	<u>3,167.28</u>	<u>13,963.85</u>
Fund Balance - Ending (Exh. I)	<u><u>983,856.14</u></u>	<u><u>579,724.97</u></u>

The accompanying notes to the Financial Statement are an integral part of this exhibit.

TEXAS STATE BOARD OF PLUMBING EXAMINERS

## Exhibit III


STATEMENT OF FUNDS BUDGETED VS.  
FUNDS APPLIED AND ENCUMBERED  
Years Ended August 31, 1984 and 1983

	Funds Budgeted	
	Legislative Appropriations or Balances	Additional Appropriations and Appropriated Revenue
	\$	\$
<u>Year Ended August 31, 1984</u>		
Current Year Appropriations:		
Per Diem of Board Members	16,875.00	
Administrator	51,400.00	
Other Administration	812,594.00	6,260.83
Total Current Year Appropriations	880,869.00	
Prior Years' Appropriation Balance	151,811.11	14,415.35
Total Appropriations	1,032,680.11	20,676.18
Other Appropriations:		
Social Security		52,980.53
Retirement		39,890.11
Insurance		29,904.80
Audit Fee		4,327.98
General Revenue Services		47,913.00
Total Appropriations	1,032,680.11	195,692.60
<u>Year Ended August 31, 1983</u>		
Current Year Appropriations:		
Per Diem of Board Members	16,875.00	
Administrator	49,400.00	
Other Administration	767,134.00	1,333.46
Total Current Year Appropriations	833,409.00	1,333.46
Prior Year's Appropriation Balance	121,481.37	
Total Appropriations	954,890.37	1,333.46
Other Appropriations:		
Social Security		49,443.48
Retirement		37,676.68
Insurance		22,608.64
Audit Fee		2,565.84
Total Appropriations	954,890.37	113,628.10



FUNDS APPLIED AND ENCUMBERED

<u>Expenditures</u>	<u>Encumbrances</u>	<u>Appropriation Lapsed</u>	<u>Variance Favorable (Unfavorable)</u>
\$	\$	\$	\$
4,050.00			12,825.00
51,400.00			-0-
<u>718,915.37</u>	<u>37,214.01</u>		<u>62,725.45</u>
774,365.37	37,214.01		75,550.45
2,659.26		163,567.20	
<u>777,024.63</u>	<u>37,214.01</u>	<u>163,567.20</u>	<u>75,550.45</u>
52,980.53			
39,890.11			
29,904.80			
4,327.98			
47,913.00			
<u>952,041.05</u>	<u>37,214.01</u>	<u>163,567.20</u>	<u>75,550.45</u>
(Exh. II)	(Exh. I)		(Exh. I)
5,400.00			11,475.00
49,400.00			-0-
<u>733,455.80</u>	<u>1,010.00</u>		<u>34,001.66</u>
788,255.80	1,010.00		45,476.66
2,431.92		13,725.00	105,324.45
<u>790,687.72</u>	<u>1,010.00</u>	<u>13,725.00</u>	<u>150,801.11</u>
49,443.48			
37,676.68			
22,608.64			
2,565.84			
<u>902,982.36</u>	<u>1,010.00</u>	<u>13,725.00</u>	<u>150,801.11</u>
(Exh. II)	(Exh. I)		(Exh. I)




TEXAS STATE BOARD OF PLUMBING EXAMINERS

SUPPLEMENTARY SCHEDULE

STATEMENT OF CASH RECEIPTS AND DISBURSEMENTS  
Years Ended August 31, 1984 and 1983

	Year Ended <u>August 31, 1984</u> \$	Year Ended <u>August 31, 1983</u> \$
<u>Revenues</u>		
Licenses:		
Master	761,200.00	490,400.00
Journeyman	283,525.00	267,825.00
Inspector	46,325.00	22,250.00
Total License Fee	<u>1,091,050.00</u>	<u>780,475.00</u>
Examination Fees:		
Master	72,825.00	71,850.00
Journeyman	104,450.00	83,800.00
Inspector	3,450.00	3,200.00
Total Examination Fee	<u>180,725.00</u>	<u>158,850.00</u>
Late Fees	74,935.00	70,335.00
Sale of Scrap Metal	64.99	137.16
Other	6,229.95	1,502.38
Total Receipts	<u>1,353,004.94</u>	<u>1,011,299.54</u>
<u>Disbursements</u>		
Salaries and Wages	498,271.45	487,014.01
Salaries - Contract	14,844.64	19,797.05
Per Diem - Board Members	4,200.00	5,400.00
Printing, Office Supplies and Services	20,582.66	61,066.87
Telephone and Telegraph	6,470.08	7,386.21
Postage	23,710.00	19,310.00
Rent - Office	104,304.24	102,726.36
Utilities and Janitorial Services	26,394.63	22,693.02
Travel Expense - Administrative	27,022.92	21,164.77
Travel Expense - Board Members	5,567.04	7,067.24
Travel Expense - Automobiles	9,778.50	8,775.74
Materials - Examination	11,740.96	3,258.17
Supplies - Examination	8,493.99	7,390.27
Insurance	2,860.00	3,370.00
Employer's Retirement Contributions	39,890.11	37,676.68
Employer's Group Insurance Contributions	29,904.80	22,608.64
Social Security	52,980.53	49,443.48
Audit Fee	4,327.98	2,565.48
General Revenue Services	47,913.00	-0-
Total Disbursements	<u>939,257.53</u>	<u>888,713.99</u>




TEXAS STATE BOARD OF PLUMBING EXAMINERS

## SUPPLEMENTARY SCHEDULE

STATEMENT OF CASH RECEIPTS AND DISBURSEMENTS  
Years Ended August 31, 1984 and 1983  
 (concluded)

	<u>Year Ended</u> <u>August 31, 1984</u>	<u>Year Ended</u> <u>August 31, 1983</u>
	\$	\$
<u>Disbursements (concluded)</u>		
Purchases of Fixed Assets		
Furniture and Equipment	<u>11,788.76</u>	<u>13,906.59</u>
Total Disbursements	<u>951,046.29</u>	<u>902,620.58</u>
Add: Refund For Over Deduction of Group Insurance and Retirement	<u>-0-</u>	<u>14,097.08</u>
Excess of Receipts over Disbursements	<u><u>401,958.65</u></u>	<u><u>122,776.04</u></u>




TEXAS STATE BOARD OF PLUMBING EXAMINERSNOTES TO THE FINANCIAL STATEMENTS1. SUMMARY OF SIGNIFICANT ACCOUNTING POLICIES

The Texas State Board of Plumbing Examiners operates under the authority of the Plumbing License Law, Tex. Rev. Civ. Stat. Ann. art. 6243-101 (Vernon Supp. 1984). The function of the Board is to regulate persons engaged in plumbing as a primary occupation and any person acting in the capacity of a city plumbing inspector.

The accompanying financial statements of the Texas State Board of Plumbing Examiners have been prepared in conformity with generally accepted accounting principles as established by the National Council on Governmental Accounting (NCGA) and the American Institute of Certified Public Accountants. The following is a summary of the more significant accounting policies:

a. Fund Structure

The accounts of the Texas State Board of Plumbing Examiners are organized on the basis of funds and account groups, each of which is considered to be a separate accounting entity. The operations of a fund are accounted for by means of a separate set of self-balancing accounts reflecting assets, liabilities, fund balance, revenues and expenditures. Governmental resources are allocated to and accounted for in individual funds based on the purposes for which they are to be spent and the means by which spending activities are controlled.





The Board's funds and account groups as reflected in these financial statements consist of the following:

(1) General Funds - The Board's current General Fund, entitled the Plumbing Examiners Fund, is a fund in the State Treasury established by statutory amendment effective September 1, 1981. As provided in the current statutes, the Board is provided appropriations out of the Plumbing Examiners Fund, in amounts established by the Legislature, in support of its activities. Examination and licensing fees received by the Board are deposited as unappropriated revenues to the Plumbing Examiners Fund.

(2) General Fixed Assets Account Group - Fixed assets used in governmental fund type operations, such as the Board's General Funds, are accounted for by means of a General Fixed Assets Account Group rather than in the fund itself. Purchases of fixed assets are included in fund expenditures, and the assets purchased are usually capitalized at cost in the General Fixed Assets Account Group, with an offsetting addition to an invested fund equity account. An exception to this practice occurs when assets are acquired from another state agency, in which case the assets are capitalized at the carrying value used by the agency from which acquired. There is no provision in the accounts for depreciation of assets.

(3) General Long-Term Obligations Account Group - Liabilities expected to be financed from governmental funds in future periods are accounted for by means of a General Long-Term




Obligations Account Group. Such noncurrent liabilities do not effect the measurement of results of operations, with which governmental funds are concerned, and are therefore reflected in this account group, the focus of which is the measurement of financial position. Included in the General Long-Term Obligations Account Group of the Board are liabilities for compensable annual and compensatory leave balances of employees, discussed in Note 5.

b. Basis of Accounting

Basis of accounting refers to the timing of the recognition of revenues and expenditures in the accounts and financial statements. As a governmental fund type, the Board's General Funds are accounted for using the modified accrual basis of accounting. Under the modified accrual basis, revenues are recognized in the accounting period in which they become available and measurable as net current assets. Expenditures are recognized in the accounting period in which the fund liability is incurred, except expenditures for compensated annual leave and compensatory leave, which are not recognized until events occur which make payment necessary (see also Note 5).

c. Budgets and Budgetary Accounting

The Board's legal spending limits are those passed by the Legislature in General Appropriations Acts and other spending legislation. The budgetary data presented in the Statement of Funds Budgeted vs. Funds Applied and Encumbered - General Fund was prepared on the modified accrual basis of accounting in the format adopted by the Legislature. The beginning balance of the prior



year's appropriations, as reported in that statement, is the sum of the unencumbered balances of the Plumbing Examiners Fund appropriations and the reserve for encumbrances as of the end of the previous fiscal year.

d. Encumbrances


Encumbrances accounting is utilized for budgetary control purposes. Reported encumbrances represent the estimated cost of merchandise ordered but not received until after year-end. Encumbrances outstanding are reported as a reservation of fund balance. When the merchandise is received, the expenditure is charged against the appropriations for the year in which the encumbrance arose.

e. Consumable Inventory of Supplies and Postage

Purchases of supplies and postage have been included in expenditures in the period acquired. Consumable inventories of supplies and postage on hand at year-end, stated at cost, have been recorded in the current assets section of the balance sheet, with an offset to a fund balance reserve, which indicates that these assets do not constitute available spendable resources.

f. Fund Balance

Amounts appropriated to the Plumbing Examiners Fund will generally lapse back into that fund's unappropriated balance if not obligated by the end of the appropriation year. The "Unappropriated Fund Balance" is available for certain employee-related benefits, audit costs and future legislative appropriations. At the end of each fiscal year, the excess, if any, of the Unreserved Fund Balance over the amount appropriated to



administer the Plumbing License Law is required to be transferred to the State's General Revenue Fund; however, the Unreserved Balances at August 31, 1984 and 1983, were less than the base allowed to be carried forward, and no transfers were necessary.

g. Totals - Memorandum Only

Total columns on the Combined Balance Sheet - Governmental Fund Type and Account Groups are captioned "Memorandum Only" to indicate that they are presented only to facilitate financial analysis. Aggregate data so captioned does not present financial position in conformity with generally accepted accounting principles. Neither is such data comparable to a consolidation.


2. CHANGES IN GENERAL FIXED ASSETS

A summary of changes in General Fixed Assets follows:

	<u>Year Ended August 31,</u>	
	<u>1984</u>	<u>1983</u>
	\$	\$
<u>Balances - Beginning</u>	<u>214,908.38</u>	<u>201,001.79</u>
Additions:		
Purchases of Furniture and Equipment (Exh. II)	11,829.67	13,906.59
Difference in Inventory Carry- ing Value and Amount Paid Out for Printer Obtained From State Purchasing and General Services Commission	1,189.00	
Total Additions	<u>13,018.67</u>	<u>13,906.59</u>
Deletions:		
Furniture and Equipment	<u>570.32</u>	<u>-</u>
Total Deletions	<u>570.32</u>	<u>-</u>
<u>Balances - Ending (Exh. I)</u>	<u><u>227,356.73</u></u>	<u><u>214,908.38</u></u>

3. EMPLOYEES' RETIREMENT PLAN

The Texas State Board of Plumbing Examiners participates in a






joint contributory retirement plan for its employees administered by the Employees Retirement System of Texas. The retirement expense to the Board is limited to statutorily-defined state contributions at a rate of eight percent of employee salaries, plus annual membership fees. Each employee also contributes six percent of salary each month through payroll deductions. Retirement contributions by the Board and related costs as reflected in the Statement of Revenues, Expenditures and Changes in Fund Balances - General Funds, were \$39,890.11 for the year ended August 31, 1984, and \$37,949.11 for the year ended August 31, 1983.

The Employees Retirement System of Texas does not separately account for each of its component governmental agencies, since the Retirement System itself bears sole responsibility for retirement commitments beyond contributions fixed by the State Legislature. According to an independent actuarial evaluation as of August 31, 1983, the present value of the Retirement System's actual and projected liabilities, including projected benefits payable to its retired and active members and their beneficiaries, was in excess of the assets of the Retirement System. However, the actuary projected that such assets, augmented by projected future contributions and earnings, would be sufficient to amortize the unfunded difference over a period of 22.8 years. Further information regarding actuarial assumptions and conclusions, together with audited financial statements, is included in the Retirement System's annual financial report.

#### 4. OTHER OPERATING COSTS

In addition to expenditures reflected in the financial statements, which are those charged to the Plumbing Exminers Fund,



certain additional benefit costs relating to the Board were paid out of the Employees Life, Accident and Health Insurance and Benefits Fund by the Employees Retirement System of Texas. These costs were as follows:


	<u>Year ended August 31,</u>	
	<u>1984</u>	<u>1983</u>
	\$	\$
Employee Life, Accident and Health Insurance Benefit Fund: Additional Insurance Contribu- tions Paid on Behalf of Employees	592.00	560.00

5. LIABILITY FOR COMPENSABLE LEAVE BALANCES

Under the provisions of Tex. Rev. Civ. Stat. Ann. art 6252-8b (Vernon Supp. 1984), a state employee is generally entitled to be paid for all unused vacation time accrued, in the event of the employee's resignation, dismissal or separation from state employment, provided the employee has had continuous employment with the State for six months. Under a General Appropriations Act rider, employer units of the State Government were required to either grant regular, full-time employees equivalent time off during the same biennium for overtime worked, or, at the discretion of the employer unit, pay them at a rate of one and one-half times the regular rate of pay; however, executive, administrative or professional employees are expressly limited to compensatory time as determined by the employer unit.

The expenditure for annual and compensatory leave is recognized in governmental funds in the period taken or paid. The liability for unpaid leave is recorded in the General Long-Term Obligations Account Group, with a corresponding account designated "Resources to be Provided in Future Years."

The following is a summary of changes in employees' annual and



compensatory leave balances, which reflect employees' accrued rights to future compensated absences. Changes and balances are stated in terms of hours:


	<u>Annual Leave</u>	<u>Compen- satory Time</u>	<u>Totals</u>
<u>Compensable Leave Hours -</u>			
September 1, 1983	3,213.5		3,213.5
Leave Hours Earned	2,312.0	416.5	2,728.5
Leave Hours Compensated:			
By Time Off	(1,752.0)	(325.5)	(2,077.5)
By Monetary Payment, includ- ing Accounts Payable	(51.0)		(51.0)
Leave Hours Lost or Cancelled:			
Accumulated Hours in Excess of Maximum Balances	(331.0)		(331.0)
Accumulated Hours in Excess of Agency Permitted Year End Balance		(40.0)	(40.0)
<u>Compensable Leave Hours -</u>			
August 31, 1984	<u>3,391.5</u>	<u>51.0</u>	<u>3,442.5</u>

The Board's monetary liability for compensable future absences, computed by multiplying the above ending balances times the year-end average hourly salary rate for all employees, was as follows:

	<u>August 31,</u>	
	<u>1984</u>	<u>1983</u>
Annual Leave	\$ 45,615.68	\$ 38,176.38
Compensatory Time	685.95	-
Totals (Exh. I)	<u>46,301.63</u>	<u>38,176.38</u>

#### 6. CONTINGENT LIABILITY

Sick leave, the accumulation of which is unlimited, is earned at the rate of 8 hours per month and is taken only in the event of illness or paid to the estate of an employee in the event of his/her death. The maximum sick leave that may be paid an employee's estate is one-half of the employee's accumulated entitlement or 336 hours, whichever is less. Such payments are recognized as expenditures of governmental funds when paid. The contingent liability for future



compensation of sick leave, based on accumulated sick leave balances as of August 31, 1984 and 1983, is not considered material.

7. CONTINUANCE SUBJECT TO REVIEW

The Texas State Board of Plumbing Examiners is subject to the provisions of Tex. Rev. Civ. Stat. Ann. art. 5429k (Vernon Supp. 1984), known as the "Texas Sunset Act." Under a related provision of Tex. Rev. Civ. Stat. Ann. art. 6243-101 (Vernon Supp. 1984), the Board will be abolished effective September 1, 1993, unless continued in existence by the Seventy-third Legislature. Should the Board be abolished, it would have one additional year of operations to conclude its affairs.

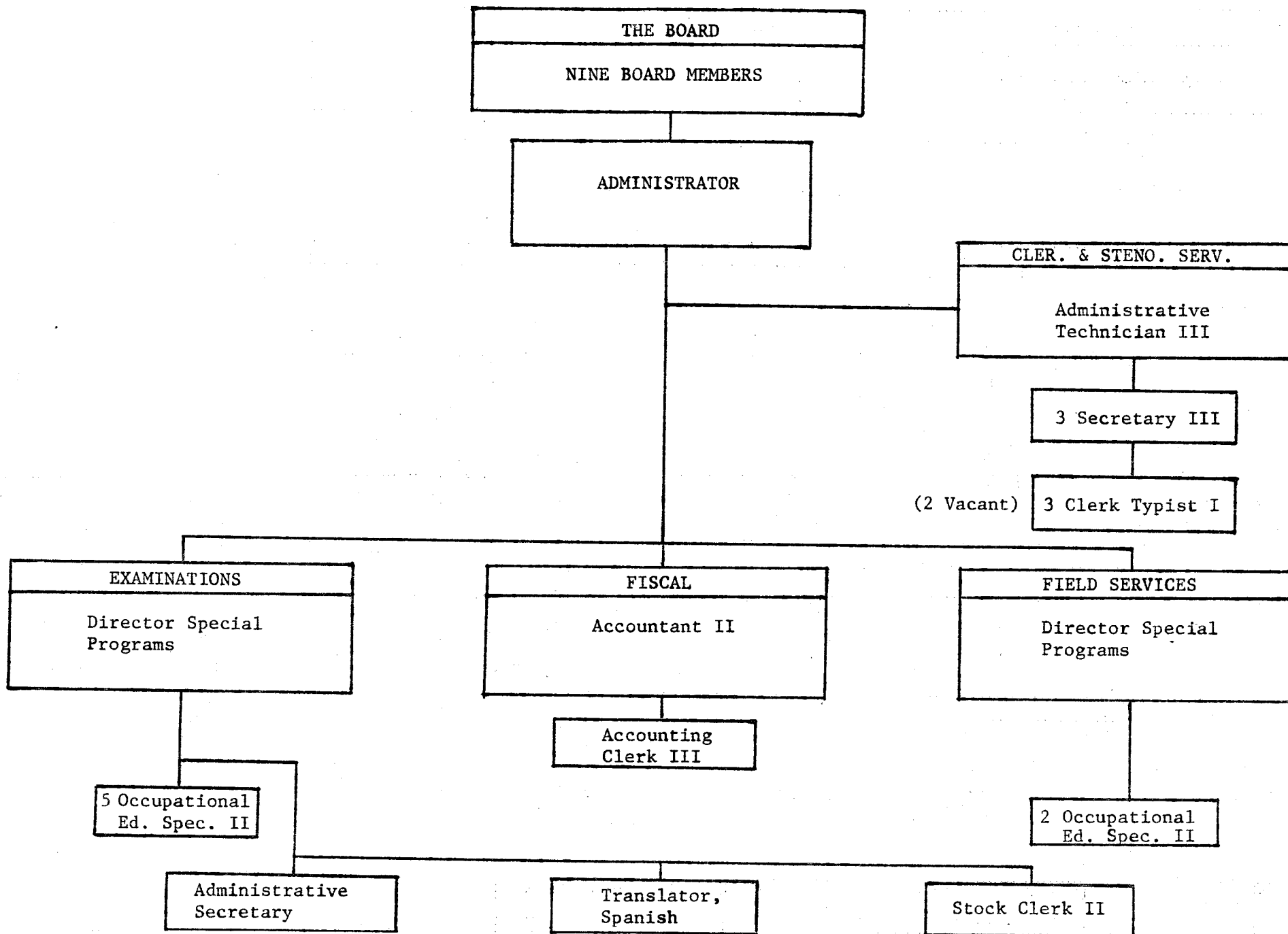
8. MISCELLANEOUS COMMENTS


The professional fees and services expenditures include payments to temporary employment agencies for assistance during the peak renewal period and payments for consultant services. A summary of payments follows:

	Year Ended August 31,	
	1984	1983
	\$	\$
Charles L. Davis - Consultant Services	1,800.00	1,800.00
William H. Lalla - Consultant Services	1,641.00	1,596.00
Judi C. L. Hewett - Displaywriter Instruction	-	8,442.35
Carrie Reyes - Statistical Research	-	470.00
Olsten of Austin - Displaywriter Instruction	6,678.64	7,388.70
F. R. Moerke - Lettering for Official Resolution	25.00	25.00
Travis County Council for the Deaf - Interpreter Services	-	75.00
Frank Boyd - Consultant Services	2,700.00	-
C. W. Donoho - Consultant Services	2,000.00	-
Total (Exh. II)	<u>14,844.64</u>	<u>19,797.05</u>









Requests for Information

Each year the Board receives requests from other states concerning its operations, examinations and other procedures. The Board is happy to supply any helpful information to another state or political subdivision concerning its licensing or examining procedures.


<u>Arkansas</u>	Letter of appreciation from the Director of Plumbing and Natural Gas Section of the Department of Health regarding our help in their efforts to upgrade their examination program.
<u>Florida</u>	Letter from Executive Director, Construction Trades Qualifying Board, requesting information on Victor G. Olivares and James A. Johnson, Texas Plumbers.
<u>Illinois</u>	Request from Contractor Magazine for a copy of our Roster of licensed plumbers.
<u>Maryland</u>	Letter from Milton Snyder, Mechanical Contractors, asking if Texas considers a properly located and installed refill tube on a ballcock the equivalent of a vacuum breaker built into the ballcock.
<u>Washington</u>	Letter from Linda Moore-Lanning requesting information for her book, WOMEN OF TEXAS: IMAGE AND EXPERIENCE.



FIELD SERVICE ACTIVITY

The Field Service Activities are grouped as follows:

1. Field Visits
2. License Compliance Checks
3. Meetings, Conferences, Seminars, and Training Seminars
4. Plumbing Code Activity




### Field Visits

295 cities and towns were visited during FY-1984. As a result of these 295 trips, 3,331 field visits were made. The visits included license compliance checks; contacts with plumbing inspectors; contacts with master and journeyman plumbers; association officials; contacts with city councils and city officials, such as city managers and city attorneys. In the course of investigating complaints, many contacts were made with consumers. Board representatives attended and participated at other meetings and short schools.

### License Compliance Checks

A total of 295 license compliance checks were made in 226 cities at least one or more times during the year. A total of 2,065 plumbers were found working on jobs and 582 were found to be unlicensed. 71.8% of the plumbers contacted were in compliance with the Licensing Law. 163 of the 582 found to be unlicensed subsequently obtained their license. 403 have been or will be scheduled for examination. 16 failed the examination and will be re-scheduled for examination after the expiration of the prescribed waiting period. Also, a total of 279 registered apprentice plumbers were found working on jobs and a total of 692 applications for registration as an apprentice plumber were given to apprentices. Most cities of 5,000 or more population were visited one or more times during the year. Every city, regardless of size, requesting assistance was visited and offered the full services of the Board.






The following table shows the frequency of visits to the 15 larger cities, (100,000 population or more according to the 1980 census) number of plumbers contacted on jobs and the number who were unlicensed. In each of the cities listed below one, two, or three representatives were assigned for the time necessary to conduct a license compliance check. NOTE: Abilene and Wichita Falls are deleted from this list for 1984 as they are under 100,000 population.

TABLE III

Compliance Checks


<u>City</u>	<u>Number Visits</u>	<u>Number Persons Contacted</u>	<u>Number Persons Unlicensed</u>	<u>Percent Unlicensed</u>
Amarillo	1	12	6	50.0
Arlington	2	30	11	36.7
Austin	5	163	47	28.8
Beaumont	2	28	3	10.7
Corpus Christi	3	75	10	13.3
Dallas	7	282	73	25.9
El Paso	4	135	38	28.1
Ft. Worth	4	93	31	33.3
Garland	1	5	2	40.0
Houston	6	140	28	20.0
Irving	1	37	16	43.2
Lubbock	4	49	13	26.5
Pasadena	2	11	3	27.3
San Antonio	6	198	55	27.8
Waco	1	7	0	00.0



COMPLAINTS

Seventy complaints and requests for assistance were received during the reporting period. All but nine were resolved. Four of the unresolved complaints are on appeal in the courts or the defendant cannot be located, five are being investigated.

Most of the complaints involved alleged overcharges, failure to have a written contract or an understanding of the to be performed and inferior workmanship.



## MEETINGS, CONFERENCES, AND SEMINARS

Date	Location	Type of Meeting	Purpose/Subject	Participants and No. Attended				
				Trade Ass'n	Consumer	Gen'l Public	Agency	Number
9-10-17-83	Portland, Oregon	Code Seminar	Participated in code changes.	Uniform Plumbing Code				271
9-26-27-83	Houston	Cross Connection Lecture	Use portable cross connection display to demonstrate dangers of unsanitary plumbing.	Houston Apartment Association Trade Show				602
9-28-83	Victoria	Cross Connection Lecture	Use portable cross connection display to demonstrate dangers of unsanitary plumbing.				City High School Vocational Class	27
10-9-83	Greensboro N.C.	N.C. Code Seminar	Participate in code revisions.	Standard Code Congress				600
10-25-83	Corpus Christi	Plumbing Seminar	Show 2 films. Lecture on sanitary plumbing to area apprentices.				Del Mar College Vocational Class	30
10-25-83	Tyler	Plumbing Seminar	Lecture on condensate waste disposal and proper T&P valve installation.				City	15
10-27-83	Austin	Cross Connection Seminar	Show cross connection display. Show 2 films.				Employees of International Water Softener Co.	14
10-31-83	Austin	Seminar on Cross Connection and Sanitary Plumbing	Show cross connection display. Lecture on sanitary plumbing. Show 2 films.				State of Texas Department of Labor	26
11-14-83	Houston	Cross Connection Seminar	Show high school students dangers of contamination of water through back flow and back siphonage.				Women's Auxiliary Mechanical Contractors Association of Harris County	233



## MEETINGS, CONFERENCES, AND SEMINARS

Date	Location	Type of Meeting	Purpose/Subject	Participants and No. Attended				
				Trade Ass'n	Consumer	Gen'l Public	Agency	Number
11-15-83	Houston	Cross Connection Seminar	Show high school students dangers of contamination of water through back flow and back siphonage.				Women's Auxiliary Mechanical Contractors Association of Harris County	165
11-15-83	Lakeway	Cross Connection Seminar	Discuss hazards of improper water connection. Show film on cross connections.			Lions' Club		25
11-23-83	Austin	Seminar on Sanitary Plumbing and Cross Connection	Show hazards of cross connection, importance of proper waste and venting to Vocational students of community college.				St. Philip's Community College of San Antonio	44
12-13-83	Arlington	Lecture on Plumbing Codes and Cross Connection	Lecture on code compliance, hazards of cross connection, show 2 films.				North Texas Council of Governments	26
1-10-84	Austin	Lecture on Cross Connection	Lecture on water hygiene through cross connection control, show 1 film.				State Health Department	57
1-17-84	Corpus Christi	Cross Connection Seminar	Conduct seminar on cross connection.	Bldg. Owners Management Association				33
1-20-84	Austin	Plumbing Seminar	Conduct seminar on good plumbing practices, cross connection, proper drain, waste and vent installation, and State Plumbing License Law.				San Antonio Area High School Vocational Class	35
2-7-84	Austin	Cross Connection Seminar	Conduct seminar on cross connection & brief out of state visitors from other licensing agency on examination.				Arkansas Licensing Division	2





## MEETINGS, CONFERENCES, AND SEMINARS

Date	Location	Type of Meeting	Purpose/Subject	Participants and No. Attended				
				Trade Ass'n	Consumer	Gen'l Public	Agency	Number
2-21-84	Los Angeles, Cali-	I.A.P.M.O.	Attend International Association of Plumbing Mechanical Officials.	I.A.P.M.O.				4
2-27-84	Killeen	Plumbing Seminar	Conduct seminar on good plumbing practices, cross connection, proper drain, waste and vent installation, & State Plumbing License Law.				Central Texas College	53
2-28-84	Corpus Christi	Plumbing Seminar	Conduct seminar on good plumbing practices, proper drain, waste and vent installation, and State Plumbing License Law.				Del Mar College Vocational Class	20
4-27-29-84	Houston	Plumbing Seminar	Conduct seminar on good plumbing practices, and proper drain, waste and vent installation.				State Association of Industrial Clubs of America	1,500
5-11-84	South Padre Island	Plumbing Seminar	Conduct seminar on good plumbing practices, proper drain, waste and vent installation, and show cross connection films.	Valley Building Officials Association				32
5-23-84	New Braunfels	Cross connection Seminar	Conduct seminar on cross connection and proper drain, waste and vent installation.				City	31
6-5-84	College Station	Plumbing Seminar	Conduct seminar on good plumbing practices and proper drain, waste and vent installation.				Texas A&M University	15




## MEETINGS, CONFERENCES, AND SEMINARS

Date	Location	Type of Meeting	Purpose/Subject	Participants and No. Attended				
				Trade Ass'n	Consumer	Gen'l Public	Agency	Number
6-7-84	Odessa	Plumbing Seminar	Conduct seminar on good plumbing practices, proper drain, waste and vent installation and show cross connection films.				Texas Education Agency	20
7-9-10-84	San Antonio	Plumbing Seminar	Conduct seminar on good plumbing practices, proper drain, waste and vent installation and inspection practices.				Texas A&M University	10
8-2-84	Copperas Cove	Plumbing Seminar	Conduct seminar on good plumbing practices, cross connection, proper drain, waste and vent installation and show cross connection films.	Texas Water Utilities Association				153
8-6-10-84	College Station	Plumbing Seminar	Conduct seminar on good plumbing practices, proper drain, waste and vent installation, State Plumbing License Law, inspection practices. Lecture on Standard Plumbing Code, Uniform Plumbing Code, 1. & 2 Family Dwelling Code.				Texas A&M University	106



Plumbing Code Activity

The Board has continued its assistance and encouragement to small cities in adopting adequate plumbing codes. During the year numerous cities have adopted the Texas Municipal League Plumbing Code. The Board's representatives have favored the adoption of this code and a large number of cities have requested copies. Many of them are currently in the process of adopting the code while others are considering minor changes or revision before its adoption. This code is gradually becoming the standard code for the smaller cities. The Texas Municipal League is to be commended for publishing this code for its member cities.



## EXAMINATION ACTIVITY

Examination Report

The Board conducted 3,198 examinations in FY-1984. 971 were Master examinations, 2,089 were Journeyman examinations, and 138 were Inspector's examinations. Of the 3,198 examined, a total of 2,409 or 75.3 percent, qualified for their licenses.

A breakdown by category shows that 971 Master Plumber candidates were examined and of that number 822, or 84.7 percent, passed. 2,089 Journeyman Plumber candidates were examined and 1,458 or 69.8 percent, passed. 138 Inspector candidates were examined and 129 or 93.5 percent, passed.

The monthly breakdown of the Master examinations, showing the number given and the number passing or failing, is shown in Table IV.

The monthly breakdown of Journeyman examinations is shown in Table V.

Table VI shows the number of examinations given by month for the reporting period by category. The passing and failure rate for each is also shown.

Table VII shows the number of Master examinations conducted each year since the Board's inception. It also reveals the number passing and failing along with the percentage of passes and failures.

Table VIII is the same information shown in the same manner on the Journeyman examinations since 1947.

Table IX shows the number of examinations given by category for each year of the Board's operation.






TABLE IVMonthly Distribution of  
Master Examinations for FY-1984

	<u>No. Exams</u>	<u>Passed</u>	<u>Failed</u>
September	89	80	9
October	72	58	14
November	56	42	14
December	56	52	4
January	87	72	15
February	95	83	12
March	81	72	9
April	82	64	18
May	98	87	11
June	71	56	15
July	88	77	11
August	<u>96</u>	<u>79</u>	<u>17</u>
Total	971	822	149




TABLE VMonthly Distribution of  
Journeyman Examinations for FY-1984

	<u>No. Exams</u>	<u>Passed</u>	<u>Failed</u>
September	178	119	59
October	157	120	37
November	144	96	48
December	140	91	49
January	163	119	44
February	175	103	72
March	195	138	57
April	164	118	46
May	204	139	65
June	177	127	50
July	194	135	59
August	<u>198</u>	<u>153</u>	<u>45</u>
Total	2,089	1,458	631




TABLE VI

Monthly Distribution of  
Master and Journeyman Examinations  
for FY-1984

	<u>No.</u> <u>Exam'd</u>	<u>Passed</u>	<u>Percent</u>	<u>Failed</u>	<u>Percent</u>
September	267	199	74.5	68	25.5
October	229	178	77.7	51	22.3
November	200	138	69.0	62	31.0
December	196	143	73.0	53	27.0
January	250	191	76.4	59	23.6
February	270	186	68.9	84	31.1
March	276	210	76.1	66	23.9
April	246	182	74.0	64	26.0
May	302	226	74.8	76	25.2
June	248	183	73.8	65	26.2
July	282	212	75.2	70	24.8
August	<u>294</u>	<u>232</u>	<u>78.9</u>	<u>62</u>	<u>21.1</u>
Total	3,060	2,280	74.5	780	25.5




TABLE VII

Comparative Analysis of Master Examinations  
Given Annually by State Plumbing Board

	<u>Examined</u>	<u>Passed</u>	<u>Percent Passed</u>	<u>Failed</u>	<u>Percent Failed</u>	<u>Total Examined</u>
1947	35	32	91.4	3	8.6	35
1948	338	313	92.6	25	7.4	373
1949	429	370	86.2	59	13.8	802
1950	426	374	87.7	52	12.3	1,228
1951	278	176	63.6	102	36.4	1,506
1952	419	293	69.9	126	30.1	1,925
1953	356	292	82.0	64	18.0	2,281
1954	311	234	75.3	77	24.7	2,592
1955	345	268	77.8	77	22.2	2,937
1956	331	259	78.0	72	22.0	3,268
1957	308	240	77.8	68	22.2	3,576
1958	303	238	78.5	65	21.5	3,879
1959	354	248	70.0	106	30.0	4,233
1960	389	291	74.8	98	25.2	4,622
1961	332	248	74.4	84	25.6	4,954
1962	349	270	77.3	79	22.7	5,303
1963	353	262	74.2	91	25.8	5,656
1964	424	310	73.1	114	26.9	6,080
1965	419	299	71.4	120	28.6	6,499
1966	307	223	72.7	84	27.3	6,806
1967	311	225	72.4	86	27.6	7,117






TABLE VII - continued

	<u>Examined</u>	<u>Passed</u>	<u>Percent Passed</u>	<u>Failed</u>	<u>Percent Failed</u>	<u>Total Examined</u>
1968	354	264	74.6	90	25.4	7,471
1969	424	316	74.5	108	25.5	7,895
1970	412	300	73.0	112	27.0	8,307
1971	501	386	74.1	115	23.0	8,808
1972	726	557	76.6	169	23.4	9,534
1973	623	505	81.0	118	19.0	10,157
1974	543	454	83.6	89	16.4	10,700
1975	500	431	86.2	69	13.8	11,200
1976	544	472	86.8	72	13.2	11,744
1977	679	590	86.9	89	13.1	12,423
1978	780	680	87.2	100	12.8	13,203
1979	816	722	88.5	94	11.5	14,019
1980	716	629	87.8	87	12.2	14,735
1981	616	540	87.7	76	12.3	15,351
1982	899	789	87.8	110	12.2	16,250
1983	950	803	84.5	147	15.5	17,200
1984	971	822	84.7	149	15.3	18,171



TABLE VIII

Comparative Analysis of Journeyman Examinations  
Given Annually by State Plumbing Board

	<u>Examined</u>	<u>Passed</u>	<u>Percent Passed</u>	<u>Failed</u>	<u>Percent Failed</u>	<u>Total Examined</u>
1947	86	68	79.0	18	21.0	86
1948	1,196	926	77.4	270	22.6	1,282
1949	936	751	80.2	185	19.8	2,218
1950	1,051	690	65.6	361	34.4	3,269
1951	751	421	56.0	330	44.0	4,020
1952	725	415	57.3	310	42.7	4,745
1953	625	414	66.2	211	33.8	5,370
1954	664	410	61.7	254	38.3	6,034
1955	760	544	71.6	216	28.4	6,794
1956	605	417	69.0	188	31.0	7,399
1957	455	323	71.0	132	29.0	7,854
1958	623	432	69.3	191	30.7	8,477
1959	757	528	69.9	229	30.1	9,234
1960	579	413	71.3	166	28.7	9,813
1961	500	379	75.9	121	24.1	10,313
1962	615	463	75.3	152	24.7	10,928
1963	751	585	77.9	166	22.1	11,679
1964	780	588	75.4	192	24.6	12,459
1965	728	442	60.7	286	39.3	13,187
1966	640	390	61.0	250	39.0	13,827
1967	696	459	65.8	237	34.2	14,523




TABLE VIII - continued

	<u>Examined</u>	<u>Passed</u>	<u>Percent Passed</u>	<u>Failed</u>	<u>Percent Failed</u>	<u>Total Examined</u>
1968	956	550	57.5	406	42.5	15,479
1969	1,161	575	65.8	404	34.2	16,640
1970	979	626	64.0	353	36.0	17,619
1971	1,122	817	72.8	305	27.2	18,741
1972	1,568	1,030	69.1	538	34.3	20,309
1973	1,221	861	70.5	360	29.5	21,530
1974	1,128	863	76.5	265	23.5	22,658
1975	987	857	86.8	130	13.2	23,645
1976	1,137	909	80.0	228	20.0	24,782
1977	1,419	1,062	74.8	357	25.2	26,201
1978	1,558	1,164	74.7	394	25.3	27,759
1979	1,900	1,460	76.8	440	23.3	29,659
1980	1,740	1,188	68.3	552	31.7	31,399
1981	1,210	894	73.9	316	26.1	32,609
1982	1,401	990	70.7	411	29.3	34,010
1983	1,668	1,142	68.5	526	31.5	35,678
1984	2,089	1,458	69.8	631	30.2	37,767




TABLE IX

Comparative Summary of Examinations  
Given Annually by State Plumbing Board

	<u>Master</u>	<u>Journeyman</u>	<u>Inspector</u>	<u>Total</u>
1947	35	86	0	121
1948	338	1,196	37	1,571
1949	429	936	66	1,431
1950	426	1,051	45	1,522
1951	278	751	55	1,084
1952	419	725	49	1,193
1953	356	625	58	1,039
1954	311	664	48	1,023
1955	345	760	46	1,151
1956	331	605	58	994
1957	308	455	54	817
1958	303	623	64	990
1959	354	757	53	1,164
1960	389	579	59	1,027
1961	332	500	52	884
1962	349	615	29	993
1963	353	751	78	1,182
1964	424	780	62	1,266
1965	419	728	63	1,210
1966	307	640	83	1,030
1967	311	696	80	1,087






TABLE IX - continued


	<u>Master</u>	<u>Journeyman</u>	<u>Inspector</u>	<u>Total</u>
1968	354	956	82	1,392
1969	424	1,161	68	1,653
1970	412	979	65	1,456
1971	501	1,122	80	1,703
1972	726	1,568	129	2,423
1973	623	1,221	105	1,949
1974	543	1,128	93	1,764
1975	500	987	77	1,564
1976	544	1,137	95	1,776
1977	679	1,419	123	2,221
1978	780	1,558	123	2,461
1979	816	1,900	108	2,824
1980	716	1,740	105	2,561
1981	616	1,210	79	1,905
1982	899	1,401	106	2,406
1983	950	1,668	128	2,746
1984	971	2,089	138	3,198



EDUCATIONAL FACILITIES  
OF  
THE EXAMINATION CENTER

The Examination Center is visited each year by several groups of students, health officers, inspectors and others. Among the visiting groups this year were Members of Purgewell International Water Softening Company, Texas Department of Labor (Mobile Inspection Division), St. Philip's College (San Antonio), Texas Department of Health (Water Hygiene Division), San Antonio Area Vocational High School Students, Representatives of the Arkansas License Division, Farmers Home Administration (U.S.D.A. Division) and Plumbers Local #286 (Austin).

The Director of Special Programs attended the 54th Annual Code and Training Conference sponsored by the International Association of Plumbing and Mechanical Officials (Portland, OR), Houston Apartment Association Trade Show (Houston), Victoria Area Vocational High School Association (Victoria), Southern Building Code Conference (Greensboro, NC), Lions International Association, Hudson Bend Area (Lakeway), North Texas Council of Governments (Arlington), Building Owners Management Association (Corpus Christi) International Association of Plumbing and Mechanical Officials, Pre-Code Change Committee Meeting (Los Angeles, CA), Central Texas College (Killeen), Texas State Association of Vocational Industrial Clubs of America, 36th Annual State Leadership and Skill Olympics (Houston), Valley Building Officials Association (South Padre Island), City Inspection Department (New Braunfels), Municipal Inspectors Training School (College Station), Texas Water Utility Association (Copperas Cove), San Antonio Executive Club (San Antonio) and Inspectors Association Short School and Conference (Abilene).



Book Library Activity

The Board maintains a library of technical books on sanitary plumbing practices which it loans, upon request, to persons wishing to study for the examination.

There were 176 copies of the Model Code sent to applicants for the examination who had requested them as well as to other parties who manifested an interest. A total of 144 copies of the Model Code were sent to City Plumbing Inspectors at various times. Eight of our other books were loaned to plumbers and inspectors who requested additional information.



Film Library Activity

The Board also maintains a library of educational films for use by schools, trade groups, inspection meetings, and other public institutions.

3 different films were used 84 times for various types of meetings. The following tabulation shows the use of the films:

1. Cross-Connections: The Unseen Hazard

Mr. Roland B. Blackstock, Local No. 654	Abilene
Mr. Jerry Conner, Cisco Jr. College	Abilene
Mr. Don E. Guynes	Aransas Pass
Mr. Pat Compton, Labor & Standards	Austin
Mr. Dwight Duke, Shaw Plumbing Company	Corpus Christi
Mr. Glynn Willis	Crane
Mr. Robert T. Coursey	Dallas
Ms. Barbara N. Soderstrom	Denton
Mr. Roberto Flores, Edinburg High School (2)	Edinburg
Mr. Jackie Otto, Tarrant Co. Jr. College	Ft. Worth
Mr. Charlie J. Hall	Garland
Mr. Gerald Phariss, Local 100	Garland
Ms. Sandi Howard, Education Service Center	Houston
Ms. Beverly Zimmerman (2)	Houston
Mr. Emilio Garza, Plumbing Inspector	Kingsville
Mr. Arnold Villarreal, McAllen High School (2)	McAllen
Mr. H. C. Powell	Mineral Wells
Mr. Lee Pope	Red Oak
Mr. John D. Brock, Texas Dept. of Health	Rosenberg
Mr. W. C. Hearron, Texas Dept. of Health	Tyler
Mr. Bill Collum, City of Vernon	Vernon
Ms. Cindy Roe	Waco
Ms. Adele J. Bacon, Fairbanks Reg. Office	Fairbanks, AK
Mr. Milton Snyder	Baltimore, MD
Mr. Charles Kasowski, J.A. Sexauer Co.	Scarsdale, NY





## Uses by Plumbing Board Field Men and Chief Examiner:

North Texas Council of Governments	Arlington
Del Mar College	Corpus Christi
Texas Education Agency	Odessa
St. Philip's College	San Antonio

2. Anybody Can Do It?

Mr. Roland B. Blackstock	Abilene
Mr. Jerry Conner, Cisco Jr. College	Abilene
Mr. Don E. Guyness	Aransas Pass
Mr. Pat Compton, Labor & Standards	Austin
Mr. Glynn Willis	Crane
Ms. Barbara N. Soderstrom	Denton
Mr. Roberto Flores, Edinburg High School	Edinburg
Ms. Jackie Otto, Tarrant Co. Jr. College	Ft. Worth
Mr. Charlie J. Hall	Garland
Mr. Gerald Phariss, Local 100	Garland
Ms. Sandi Howard, Education Service Center	Houston
Ms. Beverly N. Zimmerman (2)	Houston
Mr. Emilio Garza	Kingsville
Mr. Arnold Villarreal, McAllen High School (2)	McAllen
Mr. H. C. Powell, Director of Public Works	Mineral Wells
Mr. Lee Pope	Red Oak
Ms. Adele Bacon, State Plumbing Inspector	Fairbanks, AK
Mr. Milton Snyder	Baltimore, MD
Mr. Karl McGrath	Scarsdale, NY

## Uses by Plumbing Board Field Men and Chief Examiner:

North Texas Council of Governments	Arlington
Purgewell International Water Softening Co.	Austin
Texas Department of Health (Water Hygiene Division)	Austin
Texas Department of Labor (Mobile Inspection Division)	Austin
Texas Water Utility Association	Copperas Cove
Central Texas College	Killeen
Lions International, Hudson Bend Area	Lakeway
Texas Education Agency	Odessa
San Antonio Executive Club	San Antonio
Valley Building Officials Association	So. Padre Island



3. All In A Day's Work

Mr. Roland Blackstock	Abilene
Mr. Jerry Conner, Cisco Jr. College	Cisco
Mr. Robert Coursey	Dallas
Ms. Barbara N. Soderstrom	Denton
Mr. Roberto Flores, Edinburg High School (2)	Edinburg
Ms. Jackie Otto, Tarrant Co. Jr. College	Ft. Worth
Ms. Sandi Howard	Houston
Ms. Beverly N. Zimmerman (2)	Houston
Mr. Arnold Villarreal, McAllen High School (2)	McAllen
Mr. Dick Kleypas, Arkansas Department of Health	Little Rock, AR
Mr. Milton Snyder	Baltimore, MD
Mr. Karl McGrath	Scarsdale, NY

## Uses by Plumbing Board Field Men and Chief Examiner:

Purgewell International Water Softening Company	Austin
San Antonio Area Vocational High School	Austin
Texas Department of Labor (Mobile Inspection Division)	Austin
Building Owners Management Association	Corpus Christi
Del Mar College	Corpus Christi
St. Philip's College	San Antonio
Valley Building Officials Association	So. Padre Island

